

# Pareto-optimal data compression for binary classification tasks

Max Tegmark & Tailin Wu

*Dept. of Physics, MIT Kavli Institute & Center for Brains, Minds & Machines,  
Massachusetts Institute of Technology, Cambridge, MA 02139; tegmark@mit.edu*

(Dated: March 25, 2021)

The goal of lossy data compression is to reduce the storage cost of a data set  $X$  while retaining as much information as possible about something ( $Y$ ) that you care about. For example, what aspects of an image  $X$  contain the most information about whether it depicts a cat? Mathematically, this corresponds to finding a mapping  $X \rightarrow Z \equiv f(X)$  that maximizes the mutual information  $I(Z, Y)$  while the entropy  $H(Z)$  is kept below some fixed threshold. We present a method for mapping out the Pareto frontier for classification tasks, reflecting the tradeoff between retained entropy and class information. We first show how a random variable  $X$  (an image, say) drawn from a class  $Y \in \{1, \dots, n\}$  can be distilled into a vector  $W = f(X) \in \mathbb{R}^{n-1}$  losslessly, so that  $I(W, Y) = I(X, Y)$ ; for example, for a binary classification task of cats and dogs, each image  $X$  is mapped into a single real number  $W$  retaining all information that helps distinguish cats from dogs. For the  $n = 2$  case of binary classification, we then show how  $W$  can be further compressed into a discrete variable  $Z = g_\beta(W) \in \{1, \dots, m_\beta\}$  by binning  $W$  into  $m_\beta$  bins, in such a way that varying the parameter  $\beta$  sweeps out the full Pareto frontier, solving a generalization of the Discrete Information Bottleneck (DIB) problem. We argue that the most interesting points on this frontier are “corners” maximizing  $I(Z, Y)$  for a fixed number of bins  $m = 2, 3, \dots$  which can be conveniently be found without multiobjective optimization. We apply this method to the CIFAR-10, MNIST and Fashion-MNIST datasets, illustrating how it can be interpreted as an information-theoretically optimal image clustering algorithm.

## I. INTRODUCTION

A core challenge in science, and in life quite generally, is data distillation: keeping only a manageably small fraction of our available data  $X$  while retaining as much information as possible about something ( $Y$ ) that we care about. For example, what aspects of an image contain the most information about whether it depicts a cat ( $Y = 1$ ) rather than a dog ( $Y = 2$ )? Mathematically, this motivates finding a mapping  $X \rightarrow Z \equiv g(X)$  that maximizes the mutual information  $I(Z, Y)$  while the entropy  $H(Z)$  is kept below some fixed threshold. The trade-off between  $H_* = H(Z)$  (bits stored) and  $I_* = I(Z, Y)$  (useful bits) is described by a Pareto frontier, defined as

$$I_*(H_*) \equiv \sup_{\{g: H[g(X)] \leq H_*\}} I[g(X), Y], \quad (1)$$

and illustrated in Figure 1 (this is for a toy example described below; we compute the Pareto frontier for our cat/dog example in Section III). The shaded region is impossible because  $I(Z, Y) \leq I(X, Y)$  and  $I(Z, Y) \leq H(Z)$ . The colored dots correspond to random likelihood binnings into various numbers of bins, as described in the next section, and the upper envelope of all attainable points define the Pareto frontier. Its “corners”, which are marked by black dots and maximize  $I(Z, Y)$  for  $M$  bins ( $M = 1, 2, \dots$ ), are seen to lie close to the vertical dashed lines  $H(Z) = \log M$ , corresponding to all bins having equal size. We plot the  $H$ -axis flipped to conform with the tradition that up and to the right are more desirable.

The core goal of this paper is to present a method for computing such Pareto frontiers.

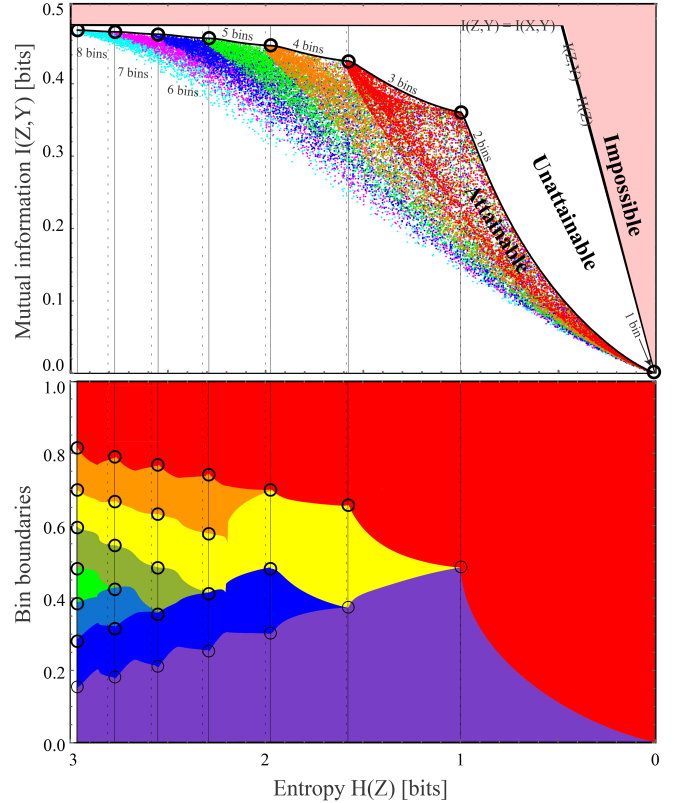


FIG. 1: The Pareto frontier (top panel) for compressed versions  $Z = g(X)$  of our warmup dataset  $X \in [0, 1]^2$  with classes  $Y \in \{1, 2\}$ , showing the maximum attainable class information  $I(Z, Y)$  for a given entropy  $H(Z)$ , mapped using the method described in this paper using the likelihood binning in the bottom panel.

## A. Objectives & relation to prior work

This Pareto frontier challenge is part of the broader quest for data distillation: lossy data compression that retains as much as possible of the information that is useful to us. Ideally, the information can be partitioned into a set of independent chunks and sorted from most to least useful, enabling us to select the number of chunks to retain so as to optimize our tradeoff between utility and data size. Consider two random variables  $X$  and  $Y$  which may each be vectors or scalars. For simplicity, consider them to be discrete with finite entropy<sup>1</sup>. For prediction tasks, we might interpret  $Y$  as the future state of a dynamical system that we wish to predict from the present state  $X$ . For classification tasks, we might interpret  $Y$  as a class label that we wish to predict from an image, sound, video or text string  $X$ . Let us now consider various forms of ideal data distillation, as summarized in Table I.

Random vectors	What is distilled?	Probability distribution	
		Gaussian	Non-Gaussian
1	Entropy $H(X) = \sum_i H(Z_i)$	PCA $\mathbf{z} = \mathbf{F}\mathbf{x}$	Autoencoder $Z = f(X)$
2	Mutual information $I(X, Y) = \sum_i I(Z_i, Z'_i)$	CCA $\mathbf{z} = \mathbf{F}\mathbf{x}$ $\mathbf{z}' = \mathbf{G}\mathbf{y}$	Latent reps $Z = f(X)$ $Z' = g(Y)$

TABLE I: Data distillation: the relationship between Principal Component Analysis (PCA), Canonical Correlation Analysis (CCA), nonlinear autoencoders and nonlinear latent representations.

If we distill  $X$  as a whole, then we would ideally like to find a function  $f$  such that the so-called latent representation  $Z = f(X)$  retains the full entropy  $H(X) = H(Z) = \sum H(Z_i)$ , decomposed into independent<sup>2</sup> parts with vanishing mutual information:  $I(Z_i, Z_j) = \delta_{ij}H(Z_i)$ . For the special case where  $X = \mathbf{x}$  is a vector with a multivariate Gaussian distribution, the optimal solution is Principal Component Analysis (PCA) [1], which has long been a workhorse of statistical physics and many other disciplines: here  $f$  is simply a linear function mapping into the eigenbasis of the covariance matrix of  $\mathbf{x}$ . The general case remains unsolved, and it is easy to see that it is hard: if  $X = c(Z)$  where  $c$  implements some state-of-the-art cryptographic code, then finding  $f = c^{-1}$

(to recover the independent pieces of information and discard the useless parts) would generically require breaking the code. Great progress has nonetheless been made for many special cases, using techniques such as nonlinear autoencoders [2] and Generative Adversarial Networks (GANs) [3].

Now consider the case where we wish to distill  $X$  and  $Y$  separately, into  $Z \equiv f(X)$  and  $Z' = g(Y)$ , retaining the mutual information between the two parts. Then we ideally have  $I(X, Y) = \sum_i I(Z_i, Z'_i)$ ,  $I(Z_i, Z_j) = \delta_{ij}H(Z_i)$ ,  $I(Z'_i, Z'_j) = \delta_{ij}H(Z'_i)$ ,  $I(Z_i, Z'_j) = \delta_{ij}I(Z_i, Z'_j)$ . This problem has attracted great interest, especially for time series where  $X = \mathbf{u}_i$  and  $Y = \mathbf{u}_j$  for some sequence of states  $\mathbf{u}_k$  ( $k = 0, 1, 2, \dots$ ) in physics or other fields, where one typically maps the state vectors  $\mathbf{u}_i$  into some lower-dimensional vectors  $f(\mathbf{u}_i)$ , after which the prediction is carried out in this latent space. For the special case where  $X$  has a multivariate Gaussian distribution, the optimal solution is Canonical Correlation Analysis (CCA) [4]: here both  $f$  and  $g$  are linear functions, computed via a singular-value decomposition (SVD) [5] of the cross-correlation matrix after prewhitening  $X$  and  $Y$ . The general case remains unsolved, and is obviously even harder than the above-mentioned 1-vector autoencoding problem. The recent work [6, 7] review the state-of-the-art as well as presenting Contrastive Predictive Coding and Dynamic Component Analysis, powerful new distillation techniques for time series, following the long tradition of setting  $f = g$  even though this is provably not optimal for the Gaussian case as shown in [8].

The goal of this paper is to make progress in the lower right quadrant of Table I. We will first show that if  $Y \in \{1, 2\}$  (as in binary classification tasks) and we can successfully train a classifier that correctly predicts the conditional probability distribution  $p(Y|X)$ , then it can be used to provide an exact solution to the distillation problem, losslessly distilling  $X$  into a single real variable  $W = f(X)$ . We will generalize this to an arbitrary classification problem  $Y \in \{1, \dots, n\}$  by losslessly distilling  $X$  into a vector  $W = f(X) \in \mathbb{R}^{n-1}$ , although in this case, the components of the vector  $W$  may not be independent. We will then return to the binary classification case and provide a family of binnings that map  $W$  into an integer  $Z$ , allowing us to scan the full Pareto frontier reflecting the tradeoff between retained entropy and class information, illustrating the end-to-end procedure with the CIFAR-10, MNIST and Fashion-MNIST datasets.

This work is closely related to the Information Bottleneck (IB) method [9], which provides an insightful, principled approach for balancing compression against prediction [10]. Just as in our work, the IB method aims to find a random variable  $Z = f(X)$  that loosely speaking retains as much information as possible about  $Y$  and as little other information as possible. The IB method implements this by maximizing the IB-objective

$$\mathcal{L}_{\text{IB}} = I(Z, Y) - \beta I(Z, X) \quad (2)$$

where the Lagrange multiplier  $\beta$  tunes the balance be-

<sup>1</sup> The discreteness restriction loses us no generality in practice, since we can always discretize real numbers by rounding them to some very large number of significant digits.

<sup>2</sup> When implementing any distillation algorithm in practice, there is always a one-parameter tradeoff between compression and information retention which defines a Pareto frontier. A key advantage of the latent variables (or variable pairs) being statistically independent is that this allows the Pareto frontier to be trivially computed, by simply sorting them by decreasing information content and varying the number retained.

tween knowing about  $Y$  and forgetting about  $X$ . [11] considered the alternative Deterministic Information Bottleneck (DIB) objective

$$\mathcal{L}_{\text{DIB}} = I(Z, Y) - \beta H(Z), \quad (3)$$

to close the loophole where  $Z$  retains random information that is independent of both  $X$  and  $Y$  (which is possible if  $f$  is function that contains random components rather than fully deterministic<sup>3</sup>). However, there is a well-known problem with this objective that occurs when  $Z \in \mathbb{R}^n$  is continuous:  $H(Z)$  is strictly speaking infinite, since it requires an infinite amount of information to store the infinitely many decimals of a generic real number. Although this infinity is normally regularized away by only defining  $H(Z)$  up to an additive constant, which is irrelevant when minimizing (3), the problem is that we can define a new rescaled random variable

$$Z' = aZ \quad (4)$$

for a constant  $a \neq 0$  and obtain<sup>4</sup>

$$I(Z', X) = I(Z, X) \quad (5)$$

and

$$H(Z') = H(Z) + n \log |a|. \quad (6)$$

This means that by choosing  $|a| \ll 1$ , we can make  $H(Z')$  arbitrarily negative while keeping  $I(Z', X)$  unchanged, thus making  $\mathcal{L}_{\text{DIB}}$  arbitrarily negative. The objective  $\mathcal{L}_{\text{DIB}}$  is therefore not bounded from below, and trying to minimize it will not produce an interesting result. We will eliminate this  $Z$ -rescaling problem by making  $Z$  discrete rather than continuous, so that  $H(Z)$  is always well-defined and finite. Another challenge with the DIB objective of equation (3), which we will also overcome, is that it minimizes a linear combination of the two axes in Figure 1, and can therefore only discover concave parts of the Pareto frontier, not convex ones (which are seen to dominate in Figure 1).

The rest of this paper is organized as follows: In Section II A, we will provide an exact solution for the binary classification problem where  $Y \in \{1, 2\}$  by losslessly distilling  $X$  into a single real variable  $Z = f(X)$ . We also generalize this to an arbitrary classification problem  $Y \in \{1, \dots, n\}$  by losslessly distilling  $X$  into a vector  $W = f(X) \in \mathbb{R}^{n-1}$ , although the components of the vector  $W$  may not be independent. In Section II B, we

return to the binary classification case and provide a family a binnings that map  $Z$  into an integer, allowing us to scan the full Pareto frontier reflecting the tradeoff between retained entropy and class information. We apply our method to various image datasets in Section III and discuss our conclusions in Section IV

## II. METHOD

Our algorithm for mapping the Pareto frontier transforms our original data set  $X$  in a series of steps which will be describe in turn below:

$$X \xrightarrow{w} W \mapsto W_{\text{uniform}} \mapsto W_{\text{binned}} \mapsto W_{\text{sorted}} \xrightarrow{B} Z. \quad (7)$$

As we will show, the first, second and fourth transformations retain all mutual information with the label  $Y$ , and the information loss about  $Y$  can be kept arbitrarily small in the third step. In contrast, the last step treats the information loss as a tuneable parameter that parameterizes the Pareto frontier.

### A. Lossless distillation for classification tasks

Our first step is to compress  $X$  (an image, say) into  $W$ , a set of  $n - 1$  real numbers, in such a way that no class information is lost about  $Y \in \{1, \dots, n\}$ .

**Theorem II.1. (Lossless Distillation Theorem):** *For an arbitrary random variable  $X$  and a categorical random variable  $Y \in \{1, \dots, n\}$ , we have*

$$P(Y|X) = P(Y|W), \quad (8)$$

where  $W \equiv w(X) \in \mathbb{R}^{n-1}$  is defined by<sup>5</sup>

$$w_i(X) \equiv P(Y = i|X). \quad (9)$$

*Proof.* Let  $S$  denote the domain of  $X$ , i.e.,  $X \in S$ , and define the set-valued function

$$s(W) \equiv \{x \in S : w(x) = W\}.$$

These sets  $s(W)$  form a partition of  $S$  parameterized by  $W$ , since they are disjoint and

$$\cup_{W \in \mathbb{R}^{n-1}} s(W) = S. \quad (10)$$

For example, if  $S = \mathbb{R}^2$  and  $n = 2$ , then the sets  $s(W)$  are simply contour curves of the conditional probability  $W \equiv P(Y = 1|X) \in \mathbb{R}$ . This partition enables us to uniquely specify  $X$  as the pair  $\{W, X_W\}$  by first specifying which set  $s[f(X)]$  it belongs to (determined by  $W = f(X)$ ),

<sup>3</sup> If  $Z = f(X)$  for some deterministic function  $f$ , which is typically not the case in the popular variational IB-implementation [12–14], then  $H(Z|X) = 0$ , so  $I(Z, X) \equiv H(Z) - H(Z|X) = H(Z)$ , which means the two objectives (2) and (3) are identical.

<sup>4</sup> Throughout this paper, we take  $\log$  to denote the logarithm in base 2, so that entropy and mutual information are measured in bits.

<sup>5</sup> Note that we ignore the  $n^{\text{th}}$  component since it is redundant:  $w_n(X) = 1 - \sum_{i=1}^{n-1} w_i(X)$ .

and then specifying the particular element within that set, which we denote  $X_W \in S(W)$ . This implies that

$$P(Y|X) = P(Y|W, X_W) = P(Y|W), \quad (11)$$

completing the proof. The last equal sign follows from the fact that the conditional probability  $P(Y|X)$  is independent of  $X_W$ , since it is by definition constant throughout the set  $s(W)$ .  $\square$

The following corollary implies that  $W$  is an optimal distillation of the information  $X$  has about  $Y$ , in the sense that it constitutes a lossless compression of said information:  $I(W, Y) = I(X, Y)$  as shown, and the total information content (entropy) in  $W$  cannot exceed that of  $X$  since it is a deterministic function thereof.

**Corollary II.1.1.** *With the same notation as above, we have*

$$I(X, Y) = I(W, Y). \quad (12)$$

*Proof.* For any two random variables, we have the identity  $I(U, V) = H(V) - H(V|U)$ , where  $I(U, V)$  is their mutual information and  $H(V|U)$  denotes conditional entropy. We thus obtain

$$\begin{aligned} I(X, Y) &= H(Y) - H(Y|X) = H(Y) + \langle \log P(Y|X) \rangle_{X,Y} \\ &= H(Y) + \langle \log P(Y|W) \rangle_{W, X_W, Y} \\ &= H(Y) + \langle \log P(Y|W) \rangle_{W,Y} \\ &= H(Y) - H(Y|W) = I(W, Y), \end{aligned} \quad (13)$$

which completes the proof. We obtain the second line by using  $P(Y|X) = P(Y|W)$  from Theorem 1 and specifying  $X$  by  $W$  and  $X_W$ , and the third line since  $P(Y|W)$  is independent of  $X_W$ , as above.  $\square$

In most situations of practical interest, the conditional probability distribution  $P(Y|X)$  is not precisely known, but can be approximated by training a neural-network-based classifier that outputs the probability distribution for  $Y$  given any input  $X$ . We present such examples in Section III. The better the classifier, the smaller the information loss  $I(X, Y) - I(W, Y)$  will be, approaching zero in the limit of an optimal classifier.

### B. Pareto-optimal compression for binary classification tasks

Let us now focus on the special case where  $n = 2$ , *i.e.*, binary classification tasks. For example,  $X$  may correspond to images of equal numbers of felines and canines to be classified despite challenges with variable lighting, occlusion, *etc.* as in Figure 2, and  $Y \in \{1, 2\}$  may correspond to the labels “cat” and “dog”. In this case,  $Y$  contains  $H(Y) = 1$  bit of information of which  $I(X, Y) \leq 1$  bit is contained in  $X$ . Theorem II.1 shows that for this case, all of this information about whether




FIG. 2: Sample data from Section III. Images from MNIST (top), Fashion-MNIST (middle) and CIFAR-10 are mapped into integers (group labels)  $Z = f(X)$  retaining maximum mutual information with the class variable  $Y$  (ones/sevens, shirts/pullovers and cats/dogs, respectively) for 3, 5 and 5 groups, respectively. These mappings  $f$  correspond to Pareto frontier “corners”.

an image contains a cat or a dog can be compressed into a single number  $W$  which is not a bit like  $Y$ , but a real

number between zero and one.

The goal of this section is find a class of functions  $g$  that perform Pareto-optimal lossy compression of  $W$ , mapping it into an integer  $Z \equiv g(W)$  that maximizes  $I(Z, Y)$  for a fixed entropy  $H(Z)$ .<sup>6</sup> The only input we need for our work in this section is the joint probability distribution  $f_i(w) = P(Y=i, W=w)$ , whose marginal distributions are the discrete probability distribution for  $P_i^Y$  for  $Y$  and the probability distribution  $f$  for  $W$ , which we will henceforth assume to be continuous:

$$f(w) \equiv \sum_{i=1}^2 f_i(w), \quad (14)$$

$$P_i^Y \equiv P(Y=i) = \int_0^1 f_i(w) dw. \quad (15)$$

### 1. Uniformization of $W$

For convenience and without loss of generality, we will henceforth assume that  $f(w) = 1$ , *i.e.*, that  $W$  has a uniform distribution on the unit interval  $[0, 1]$ . We can do this because if  $W$  were not uniformly distributed, we could make it so by using the standard statistical technique of applying its cumulative probability distribution function to it:

$$W \mapsto W' \equiv F(W), \quad F(w) \equiv \int_0^w f(w') dw', \quad (16)$$

retaining all information —  $I(W', Y) = I(W, Y)$  — since this procedure is invertible almost everywhere.

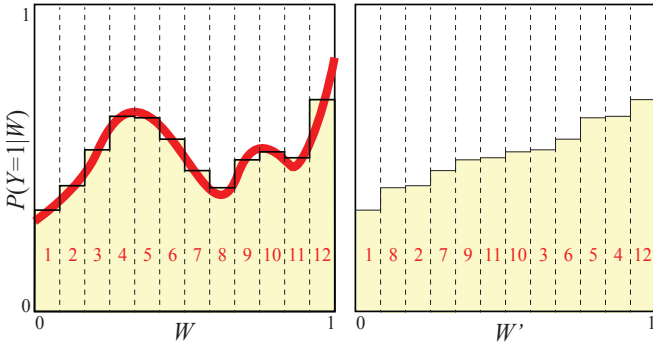


FIG. 3: Essentially all information about  $Y$  is retained if  $W$  is binned into sufficiently narrow bins. Sorting the bins (left) to make the conditional probability monotonically increasing (right) changes neither this information nor the entropy.

<sup>6</sup> Throughout this paper, we will use the term “Pareto-optimal” or “optimal” in this sense, *i.e.*, maximizing  $I(X, Y)$  for a fixed  $H(Z)$ .

### 2. Binning $W$

Given a set of bin boundaries  $b_1 < b_2 < \dots < b_{n-1}$  grouped into a vector  $\mathbf{b}$ , we define the integer-value *contiguous binning function*

$$B(x, \mathbf{b}) \equiv \begin{cases} 1 & \text{if } x < b_1 \\ k & \text{if } b_{k-1} < x \leq b_k \\ n & \text{if } x \geq b_{n-1} \end{cases} \quad (17)$$

$B(x, \mathbf{b})$  can thus be interpreted as the ID of the bin into which  $x$  falls. Note that  $B$  is a monotonically increasing piecewise constant function of  $x$  that is shaped like an  $N$ -level staircase with  $n - 1$  steps at  $b_1, \dots, b_{n-1}$ .

Let us now bin  $W$  into  $N$  equispaced bins, by mapping it into an integer  $W' \in \{1, \dots, N\}$  (the bin ID) defined by

$$W' \equiv W_{\text{binned}} \equiv B(W, \mathbf{b}_N), \quad (18)$$

where  $\mathbf{b}$  is the vector with elements  $b_j = j/N$ ,  $j = 1, \dots, N - 1$ . As illustrated visually in Figure 3 and mathematically in Appendix A, binning  $W \mapsto W'$  corresponds to creating a new random variable for which the conditional distribution  $p_1(w) = P(Y=1|W=w)$  is replaced by a piecewise constant function  $\bar{p}_1(w)$ , replacing the values in each bin by their average. The binned variable  $W'$  thus retains only information about which bin  $W$  falls into, discarding all information about the precise location within that bin. In the  $N \rightarrow \infty$  limit of infinitesimal bins,  $\bar{p}_1(w) \rightarrow p_1(w)$ , and we expect the above-mentioned discarded information to become negligible. This intuition is formalized by A.1 in Appendix A, which under mild smoothness assumptions ensuring that  $p_1(w)$  is not pathological shows that

$$I(W', Y) \rightarrow I(W, Y) \quad \text{as } N \rightarrow \infty, \quad (19)$$

*i.e.*, that we can make the binned data  $W'$  retain essentially all the class information from  $W$  as long as we use enough bins.

In practice, such as for the numerical experiments that we will present in Section III, training data is never infinite and the conditional probability function  $p_1(w)$  is never known to perfect accuracy. This means that the pedantic distinction between  $I(W', Y) = I(W, Y)$  and  $I(W', Y) \approx I(W, Y)$  for very large  $N$  is completely irrelevant in practice. In the rest of this paper, we will therefore work with the unbinned ( $W$ ) and binned ( $W'$ ) data somewhat interchangeably below for convenience, occasionally dropping the apostrophe ' from  $W'$  when no confusion is caused.

### 3. Making the conditional probability monotonic

For convenience and without loss of generality, we can assume that the conditional probability distribution  $\bar{p}_1(w)$  is a monotonically increasing function. We can do this because if this were not the case, we could make it



so by sorting the bins by increasing conditional probability, as illustrated in Figure 3, because both the entropy  $H(W')$  and the mutual information  $I(W', Y)$  are left invariant by this renumbering/relabeling of the bins. The “cat” probability  $P(Y=1)$  (the total shaded area in Figure 3) is of course also left unchanged by both this sorting and by the above-mentioned binning.

#### 4. The Pareto frontier is spanned by contiguous binnings

We are now finally ready to tackle the core goal of this paper: mapping the Pareto frontier  $(H_*, I_*)$  of optimal data compression  $X \mapsto Z$  that reflects the tradeoff between  $H(Z)$  and  $I(Z, Y)$ . While fine-grained binning has no effect on the entropy  $H(Y)$  and negligible effect on  $I(W, Y)$ , it dramatically reduces the entropy of our data. Whereas  $H(W) = \infty$  since  $W$  is continuous<sup>7</sup>,  $H(W') = \log N$  is finite, approaching infinity only in the limit of infinitely many infinitesimal bins. Taken together, these scalings of  $I$  and  $H$  imply that the leftmost part of the Pareto frontier  $I_*(H_*)$ , defined by equation (1) and illustrated in Figure 1, asymptotes to a horizontal line of height  $I_* = I(X, Y)$  as  $H_* \rightarrow \infty$ .

To reach the interesting parts of the Pareto frontier further to the right, we must destroy some information about  $Y$ . We do this by defining

$$Z = g(W'), \quad (20)$$

where the function  $g$  groups the tiny bins indexed by  $W' \in \{1, \dots, N\}$  into fewer ones indexed by  $Z \in \{1, \dots, M\}$ ,  $M < N$ . There are vast numbers of such possible groupings, since each group corresponds to one of the  $2^N - 2$  nontrivial subsets of the tiny bins. Fortunately, as we will now prove, we need only consider the  $\mathcal{O}(N^M)$  contiguous groupings, since non-contiguous ones are inferior and cannot lie on the Pareto frontier. Indeed, we will see that for the examples in Section III,  $M \lesssim 5$  suffices to capture the most interesting information.

**Theorem II.2. (Contiguous Binning Theorem):** *If  $W$  has a uniform distribution and the conditional probability distribution  $P(W|Y=1)$  is monotonically increasing, then all points  $(H_*, I_*)$  on the Pareto frontier correspond to binning  $W$  into contiguous intervals, i.e., if*

$$I(H_*) \equiv \sup_{\{g: H[g(W)] \leq H_*\}} I[g(W), Y], \quad (21)$$

*then there exists a set of bin boundaries  $b_1 < \dots < b_{n-1}$  such that the binned variable  $Z \equiv B(W, \mathbf{b}) \in \{1, \dots, M\}$  satisfies  $H(Z) = H_*$  and  $I(Z, Y) = I_*$ .*

<sup>7</sup> While this infinity, which reflects the infinite number of bits required to describe a single generic real number, is customarily eliminated by defining entropy only up to an overall additive constant, we will not follow that custom here, for the reason explained in the introduction.

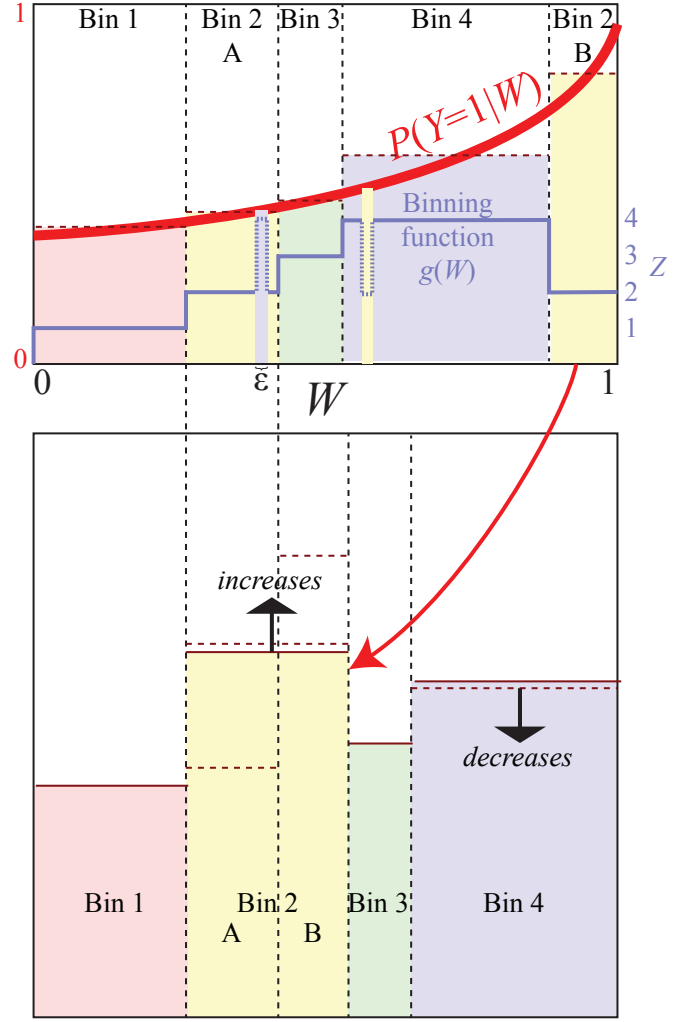


FIG. 4: The reason that the Pareto frontier can never be reached using non-contiguous bins is that a swapping parts of them against parts of an intermediate bin can increase  $I(Z, X)$  while keeping  $H(Z)$  constant. In this example, the binning function  $g$  assigns two separate  $W$ -intervals (top panel) to the same bin (bin 2) as seen in the bottom panel. The shaded rectangles have widths  $P_i$ , heights  $p_i$  and areas  $P_{i1} = P_i p_i$ . In the upper panel, the conditional probabilities  $p_i$  are monotonically increasing because they are averages of the monotonically increasing curve  $p_1(w)$ .

*Proof.* We prove this by contradiction: we will assume that there is a point  $(H_*, I_*)$  on the Pareto frontier to which we can come arbitrarily close with  $(H(Z), I(Z, Y))$  for  $Z \equiv g(X)$  for a compression function  $g : \mathbb{R} \mapsto \{1, \dots, M\}$  that is not a contiguous binning function, and obtain a contradiction by using  $g$  to construct another compression function  $g'(W)$  lying above the Pareto frontier, with  $H[g'(W)] = H_*$  and  $I[g'(W), Y] > I_*$ . The joint probability distribution  $P_{ij}$  for the  $Z$  and  $Y$  is given

by the Lebesgue integral

$$P_{ij} \equiv P(Z=i, Y=j) = \int f_j d\mu_i, \quad (22)$$

where  $f_j(w)$  is the joint probability distribution for  $W$  and  $Y$  introduced earlier and  $\mu_j$  is the set  $\mu \equiv \{w \in [0, 1] : g(w) = i\}$ , i.e., the set of  $w$ -values that are grouped together into the  $i^{\text{th}}$  large bin. We define the marginal and conditional probabilities

$$P_i \equiv P(Z=i) = P_{i1} + P_{i2}, \quad p_i \equiv P(Y=1|Z=i) = \frac{P_{i1}}{P_i}. \quad (23)$$

Figure 4 illustrates the case where the binning function  $g$  corresponds to  $M = 4$  large bins, the second of which consists of two non-contiguous regions that are grouped together; the shaded rectangles in the bottom panel have width  $P_i$ , height  $p_i$  and area  $P_{ij} = P_i p_i$ .

According to Theorem B.1 in the Appendix, we obtain the contradiction required to complete our proof (an alternative compression  $Z' \equiv g'(W)$  above the Pareto frontier with  $H(Z') = H_*$  and  $I(Z', Y) > I_*$ ) if there are two different conditional probabilities  $p_k \neq p_l$ , and we can change  $g$  into  $g'$  so that the joint distribution  $P'_{ij}$  of  $Z'$  and  $Y$  changes in the following way:

1. Only  $P_{kj}$  and  $P_{lj}$  change,
2. both marginal distributions remain the same,
3. the new conditional probabilities  $p'_k$  and  $p'_l$  are further apart.

Figure 4 shows how this can be accomplished for non-contiguous binning: let  $k$  be a bin with non-contiguous support set  $\mu_k$  (bin 2 in the illustrated example), let  $l$  be a bin whose support  $\mu_l$  (bin 4 in the example) contains a positive measure subset  $\mu_l^{\text{mid}} \subset \mu_l$  within two parts  $\mu_k^{\text{left}}$  and  $\mu_k^{\text{right}}$  of  $\mu_k$ , and define a new binning function  $g'(w)$  that differs from  $g(w)$  only by swapping a set  $\mu^\epsilon \subset \mu_l^{\text{mid}}$  against a subset of either  $\mu_k^{\text{left}}$  or  $\mu_k^{\text{right}}$  of measure  $\epsilon$  (in the illustrated example, the binning function change implementing this subset is shown with dotted lines). This swap leaves the total measure of both bins (and hence the marginal distribution  $P_i$ ) unchanged, and also leaves  $P(Y=1)$  unchanged. If  $p_k < p_l$ , we perform this swap between  $\mu_l^{\text{mid}}$  and  $\mu_k^{\text{right}}$  (as in the figure), and if  $p_k > p_l$ , we instead perform this swap between  $\mu_l^{\text{mid}}$  and  $\mu_k^{\text{left}}$ , in both cases guaranteeing that  $p_l$  and  $p_k$  move further apart (since  $p(w)$  is monotonically increasing). This completes our proof by contradiction except for the case where  $p_k = p_l$ ; in this case, we swap to entirely eliminate the discontinuity, and repeat our swapping procedure between other bins until we increase the entropy (again obtaining a contradiction) or end up with a fully contiguous binning (if needed,  $g(w)'$  can be changed to eliminate any measure-zero subsets that ruin contiguity, since they leave the Lebesgue integral in equation (22) unchanged.)  $\square$

### C. Mapping the frontier

Theorem II.2 implies that we can in practice find the Pareto frontier for any random variable  $X$  by searching the space of contiguous binnings of  $W = w(X)$  after uniformization, binning and sorting. In practice, we can first try the 2-bin case by scanning the bin boundary  $0 < b_1 < 1$ , then trying the 3-bin case by trying bin boundaries  $0 < b_1 < b_2 < 1$ , then trying the 4-bin case, etc., as illustrated in Figure 1. Each of these cases corresponds to a standard multi-objective optimization problem aiming to maximize the two objectives  $I(Z, Y)$  and  $H(Z)$ . We perform this optimization numerically with the AWS algorithm of [15] as described in the next section.

Although the uniformization, binning and sorting procedures are helpful in practice as well as for simplifying proofs, they are not necessary in practice. Since what we really care about is grouping into integrals containing similar conditional probabilities  $p_1(w)$ , not similar  $w$ -values, it is easy to see that binning horizontally after sorting is equivalent to binning vertically before sorting. In other words, we can eliminate the binning and sorting steps if we replace “horizontal” binning  $g(W) = B(W, \mathbf{b})$  by “vertical” binning

$$g(W) = B[p_1(W), \mathbf{b}], \quad (24)$$

where  $p_1$  denotes the conditional probability as before.

## III. RESULTS

We will now test our algorithm for Pareto frontier mapping using some well-known datasets: the CIFAR-10 image database [16], the MNIST database of hand-written digits [17] and the Fashion-MNIST database of garment images [18]. Before doing this, however, let us build intuition for how it works by testing on a much simpler toy model that is analytically solvable, where the accuracy of all approximations can be exactly determined.

### A. Analytic warmup example

Let the random variables  $X = (x_1, x_2) \in [0, 1]^2$  and  $Y \in \{1, 2\}$  be defined by the bivariate probability distribution

$$f(X, Y) = \begin{cases} 2x_1x_2 & \text{if } Y = 1, \\ 2(1-x_1)(1-x_2) & \text{if } Y = 2, \end{cases} \quad (25)$$

which corresponds to  $x_1$  and  $x_2$  being two independent and identically distributed random variables with triangle distribution  $f(x_i) = x_i$  if  $Y = 1$ , but flipped  $x_i \mapsto 1 - x_i$  if  $Y = 2$ . This gives  $H(Y) = 1$  bit and mutual information

$$I(X, Y) = 1 - \frac{\pi^2 - 4}{16 \ln 2} \approx 0.4707 \text{ bits}. \quad (26)$$

The compressed random variable  $W = w(X) \in \mathbb{R}$  defined by equation (9) is thus

$$W = P(Y=1|X) = \frac{x_1 x_2}{x_1 x_2 + (1-x_1)(1-x_2)}. \quad (27)$$

After defining  $Z \equiv B(W, \mathbf{b})$  for a vector  $\mathbf{b}$  of bin boundaries, a straightforward calculation shows that the joint probability distribution of  $Y$  and the binned variable  $Z$  is given by

$$P_{ij} \equiv P(Z=i|Y=j) = F_j(b_{i+1}) - F_j(b_i), \quad (28)$$

where the cumulative distribution function  $F_j(w) \equiv P(W < w | Y=j)$  is given by

$$\begin{aligned} F_1(w) &= \frac{w^2 [(2w-1)(5-4w) + 2(1-w^2)\log(w^{-1}-1)]}{2(2w-1)^4}, \\ F_2(w) &= w - F_1(w). \end{aligned} \quad (29)$$

Computing  $I(W, Y)$  using this probability distribution recovers exactly the same mutual information  $I \approx 0.4707$  bits as in equation (26), as we proved in Theorem II.1.

## B. The Pareto frontier

Given any binning vector  $\mathbf{b}$ , we can plot a corresponding point  $(H[Z], I[Z, Y])$  in Figure 1 by computing  $I(Z, Y) = H(Z) + H(Y) - H(Z, Y)$ ,  $H(Z, Y) = -\sum P_{ij} \log P_{ij}$ , etc., where  $P_{ij}$  is given by equation (28).

The figure shows 6,000 random binnings each for  $M = 3, \dots, 8$  bins; as we have proven, the upper envelope of points corresponding to all possible (contiguous) binnings defines the Pareto frontier. The Pareto frontier begins with the black dot at  $(0, 0)$  (the lower right corner), since  $M = 1$  bin obviously destroys all information. The  $M = 2$  bin case corresponds to a 1-dimensional closed curve parametrized by the single parameter  $b_1$  that specifies the boundary between the two bins: it runs from  $(0, 0)$  when  $b_1 = 1$ , moves to the left until  $H(Z) = 1$  when  $b_1 = 0.5$ , and returns to  $(0, 0)$  when  $b_1 = 1$ . The  $b_1 < 0.5$  and  $b_1 > 0.5$  branches are indistinguishable in Figure 1 because of the symmetry of our warmup problem, but in generic cases, a closed loop can be seen where only the upper part defines the Pareto frontier.

More generally, we see that the set of all binnings into  $M > 2$  bins maps the vector  $\mathbf{b}$  of  $M - 1$  bin boundaries into a contiguous region in Figure 1. The inferior white region below can also be reached if we use non-contiguous binnings.

The Pareto Frontier is seen to resemble the top of a circus tent, with convex segments separated by “corners” where the derivative vanishes, corresponding to a change in the number of bins. We can understand the origin of these corners by considering what happens when adding a new bin of infinitesimal size  $\epsilon$ . As long as  $p_i(w)$  is

continuous, this changes all probabilities  $P_{ij}$  by amounts  $\delta P_{ij} = \mathcal{O}(\epsilon)$ , and the probabilities corresponding to the new bin (which used to vanish) will now be  $\mathcal{O}(\epsilon)$ . The function  $\epsilon \log \epsilon$  has infinite derivative at  $\epsilon = 0$ , blowing up as  $\mathcal{O}(\log \epsilon)$ , which implies that the entropy increase  $\delta H(Z) = \mathcal{O}(-\log \epsilon)$ . In contrast, a straightforward calculation shows that all  $\log \epsilon$ -terms cancel when computing the mutual information, which changes only by  $\delta I(Z, Y) = \mathcal{O}(\epsilon)$ . As we birth a new bin and move leftward from one of the black dots in Figure 1, the initial slope of the Pareto frontier is thus

$$\lim_{\epsilon \rightarrow 0} \frac{\delta I(Z, Y)}{\delta H(Z)} = 0. \quad (30)$$

In other words, the Pareto frontier starts out *horizontally* to the left of each of its corners in Figure 1. Indeed, the corners are “soft” in the sense that the derivative of the Pareto Frontier is continuous and vanishes at the corners: for a given number of bins,  $I(X, Z)$  by definition takes its global maximum at the corresponding corner, so the derivative  $\partial I(Z, Y) / \partial H(Z)$  vanishes also as we approach the corner from the right.<sup>8</sup>

Our theorems imply that in the  $M \rightarrow \infty$  limit of infinitely many bins, successive corners become gradually less pronounced (with ever smaller derivative discontinuities), because the left asymptote of the Pareto frontier simply approaches the horizontal line  $I_* = I(Y, Z)$ .

### 1. Approximating $w(X)$

For our toy example, we knew the conditional probability distribution  $P(Y|X)$  and could therefore compute  $W = w(X) = P(Y=1|X)$  exactly. For practical examples where this is not the case, we can instead train a neural network to implement a function  $\hat{w}(X)$  that approximates  $P(Y=1|X)$ . For our toy example, we train a fully connected feedforward neural network to predict  $Y$  from  $X$  using cross-entropy loss; it has 2 hidden layers, each with 256 neurons with ReLU activation, and a final linear layer with softmax activation, whose first neuron defines  $\hat{w}(X)$ . As illustrated in Figure 5, the network prediction for the conditional probability  $\hat{w}(X) \equiv P(Y=1)$  is fairly accurate, but slightly over-confident, tending to err on the side of predicting more extreme probabilities (further from 0.5). The average KL-divergence between the predicted and actual conditional probability distribution  $P(Y|X)$  is about 0.004, which causes negligible loss of information about  $Y$ .

<sup>8</sup> The first corner (the transition from 2 to 3 bins) can nonetheless look fairly sharp because the 2-bin curve turns around rather abruptly, and right derivative does not vanish in the limit where a symmetry causes the upper and lower parts of the 2-bin loop to coincide.



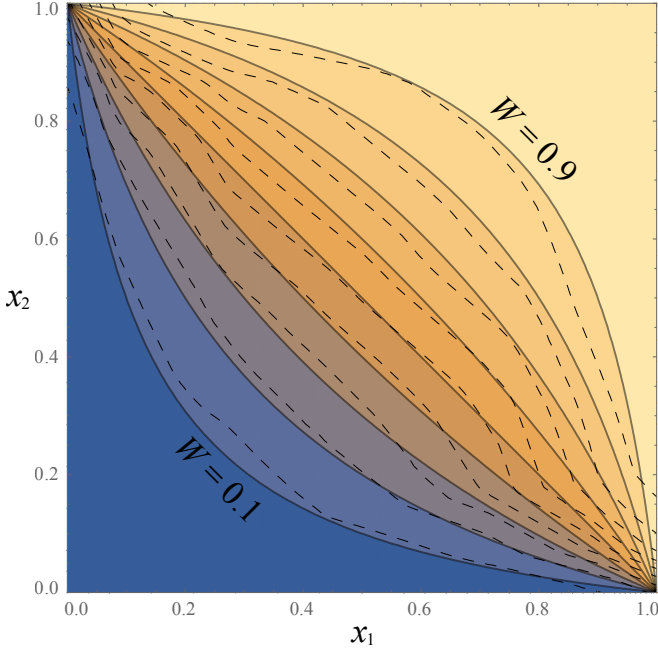


FIG. 5: Contour plot of the function  $W(x_1, x_2)$  computed both exactly using equation 27 (solid curves) and approximately using a neural network (dashed curves).

## 2. Approximating $f_1(W)$

For practical examples where the conditional joint probability distribution  $P(W, Y)$  cannot be computed analytically, we need to estimate it from the observed distribution of  $W$ -values output by the neural network. For our examples, we do this by fitting each probability distribution by a beta-distribution times the exponential of a polynomial of degree  $d$ :

$$f(w, \mathbf{a}) \equiv \exp \left[ \sum_{k=0}^d a_k w^k \right] x^{a_{d+1}} (1-x)^{a_{d+2}}, \quad (31)$$

where the coefficient  $a_0$  is fixed by the normalization requirement  $\int_0^1 f(w, \mathbf{a}) dw = 1$ . We use this simple parametrization because it can fit any smooth distribution arbitrarily well for sufficiently large  $d$ , and provides accurate fits for the probability distributions in our examples using quite modest  $d$ ; for example,  $d = 3$  gives  $d_{KL}[f_1(w), f(w, \mathbf{a})] \approx 0.002$  for

$$\begin{aligned} \mathbf{a} &\equiv \operatorname{argmin}_{\mathbf{a}'} d_{KL}[f_1(w), f(w, \mathbf{a}')] \\ &= (-1.010, 2.319, -5.579, 4.887, 0.308, -0.307), \end{aligned} \quad (32)$$

which causes rather negligible loss of information about  $Y$ . For our examples below where we do not know the exact distribution  $f_1(w)$  and merely have samples  $W_i$  drawn from it, one for each element of the data set, we instead perform the fitting by the standard technique of mini-

mizing the cross entropy loss, *i.e.*,

$$\mathbf{a} \equiv \operatorname{argmin}_{\mathbf{a}'} - \sum_{k=1}^n \log f(W_k, \mathbf{a}'). \quad (33)$$

Table II lists the fitting coefficients used, and Figure 6 illustrates the fitting accuracy.

## C. MNIST, Fashion-MNIST and CIFAR-10

The MNIST database consists of 28x28 pixel greyscale images of handwritten digits: 60,000 training images and 10,000 testing images [17]. We use the digits 1 and 7, since they are the two that are most frequently confused, relabeled as  $Y = 1$  (ones) and  $Y = 2$  (sevens). To increase difficulty, we inject 30% of pixel noise, *i.e.*, randomly flip each pixel with 30% probability (see examples in Figure 2). For easy comparison with the other cases, we use the same number of samples for each class.

The Fashion-MNIST database has the exact same format (60,000 + 10,000 28x28 pixel greyscale images), depicting not digits but 10 classes of clothing [18]. Here we again use the two most easily confused classes: pullovers ( $Y = 1$ ) and shirts ( $Y = 2$ ); see Figure 2 for examples.

The architecture of the neural network classifier we train on the above two datasets is adapted from here<sup>9</sup>: two convolutional layers (kernel size 5, stride 1, ReLU activation) with 20 and 50 features, respectively, each of which is followed by max-pooling with kernel size 2. This is followed by a fully connected layer with 500 ReLU neurons and finally a softmax layer that produces the predicted probabilities for the two classes. After training, we apply the trained model to the test set to obtain  $W_i = P(Y|X_i)$  for each dataset.

CIFAR-10 [19] is one of the most widely used datasets for machine learning research, and contains 60,000  $32 \times 32$  color images in 10 different classes. We use only the cat ( $Y = 1$ ) and dog ( $Y = 2$ ) classes, which are the two that are empirically hardest to discriminate; see Figure 2 for examples. We use a ResNet18 architecture<sup>10</sup> [20]. We train with a learning rate of 0.01 for the first 150 epochs, 0.001 for the next 100, and 0.0001 for the final 100 epochs; we keep all other settings the same as in the original repository.

Figure 6 shows observed cumulative distribution functions  $F_i(w)$  (solid curves) for the  $W_i = P(Y = 1|X_i)$  generated by the neural network classifiers, together with

<sup>9</sup> We use the neural network architecture from [github.com/pytorch/examples/blob/master/mnist/main.py](https://github.com/pytorch/examples/blob/master/mnist/main.py); the only difference in architecture is that our output number of neurons is 2 rather than 10.

<sup>10</sup> The architecture is adapted from [github.com/kuangliu/pytorch-cifar](https://github.com/kuangliu/pytorch-cifar), for which we use its ResNet18 model; the only difference in architecture is that we use 2 rather than 10 output neurons.

Experiment	Y	$a_0$	$a_1$	$a_2$	$a_3$	$a_4$	$a_5$	$a_6$
Analytic	1	0.0668	-4.7685	16.8993	-25.0849	13.758	0.5797	-0.2700
	2	0.4841	-5.0106	5.7863	-1.5697	-1.7180	-0.3313	-0.0030
Fashion-MNIST	Pullover	0.2878	-12.9596	44.9217	-68.0105	37.3126	0.3547	-0.2838
	Shirt	1.0821	-23.8350	81.6655	-112.2720	53.9602	-0.4068	0.4552
CIFAR-10	Cat	0.9230	0.2165	0.0859	6.0013	-1.0037	0.8499	
			0.6795	0.0511	0.6838	-1.0138	0.9061	
	Dog	0.8970	0.2132	0.0806	6.0013	-1.0039	0.8500	
MNIST			0.7872	0.0144	0.7974	-0.9440	0.7237	
	One	3.1188	-65.224	231.4	-320.054	150.779	1.1226	-0.6856
	Seven	-1.0325	-47.5411	189.895	-269.28	127.363	-0.8219	0.1284

TABLE II: Fits to the conditional probability distributions  $P(W|Y)$  for our experiments, in terms of the parameters  $a_i$  defined by equation (31).

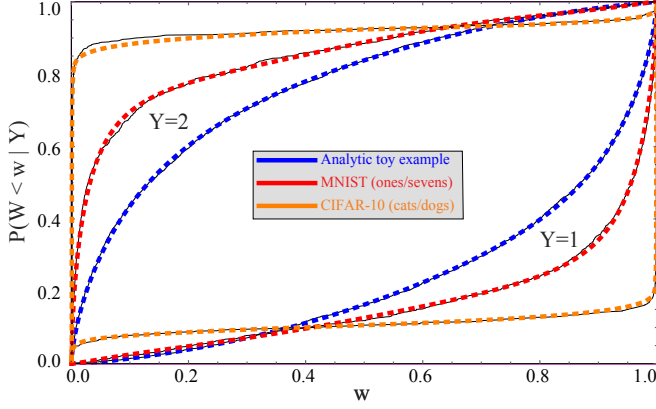


FIG. 6: Cumulative distributions  $F_i(w) \equiv P(W < w | Y=i)$  are shown for the analytic (blue), Fashion-MNIST (red) and CIFAR-10 (orange) examples. Solid curves show the observed cumulative histograms of  $W$  from the neural network, and dashed curves show the fits defined by equation (31) and Table II.

our above-mentioned analytic fits (dashed curves).<sup>11</sup> Figure 7 shows the corresponding conditional probability curves  $P(Y=1|W)$  after remapping  $W$  to have a uniform distribution as described above. Figure 6 shows that the original  $W$ -distributions are strongly peaked around

$W \approx 0$  and  $W \approx 1$ , so this remapping stretches the  $W$ -axis so as to shift probability toward more central values.

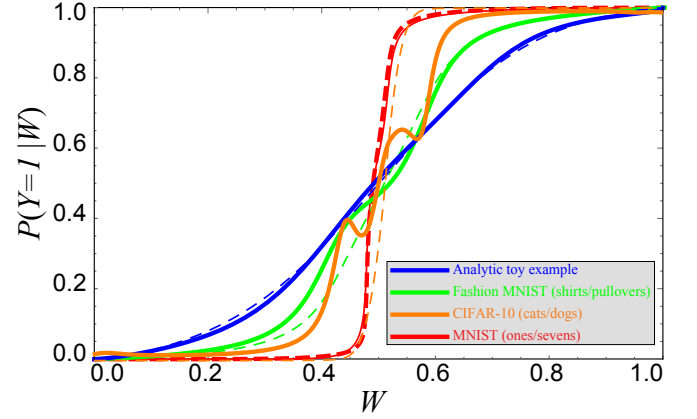


FIG. 7: The solid curves show the actual conditional probability  $P(Y=1|W)$  for CIFAR-10 (where the labels  $Y=1$  and  $2$  correspond to “cat” and “dog”) and MNIST with 20% label noise (where the labels  $Y=1$  and  $2$  correspond to “1” and “7”), respectively. The color-matched dashed curves show the conditional probabilities predicted by the neural network; the reason that they are not diagonal lines  $P(Y=1|W) = W$  is that  $W$  has been reparametrized to have a uniform distribution. If the neural network classifiers were optimal, then solid and dashed curves would coincide.

<sup>11</sup> In the case of CIFAR-10, the observed distribution  $f(w)$  was so extremely peaked near the endpoints that we replaced equation (31) by the more accurate fit

$$f(w) \equiv F'(w), \quad (34)$$

$$F(w) \equiv \begin{cases} \mathbf{a}_0^A F_*[w, \mathbf{a}^A] & \text{if } w < 1/2, \\ 1 - (1 - \mathbf{a}_0^A) F_*[1 - w, \mathbf{a}^B] & \text{otherwise,} \end{cases} \quad (35)$$

$$F_*(x) \equiv G\left[\frac{(2x)^{a_1}}{2}\right], \quad (36)$$

$$G(x) \equiv \left[ \left(\frac{x}{a_2}\right)^{a_3 a_4} + (a_5 + a_6 x)^{a_4} \right]^{1/a_4}, \quad (37)$$

$$a_6 \equiv 2 \left[ (1 - (2a_2)^{-a_3 a_4})^{1/a_4} - a_5 \right], \quad (38)$$

where the parameters vectors  $\mathbf{a}^A$  and  $\mathbf{a}^B$  are given in Table II for both cats and dogs. For the cat case, this fit gives not  $f(w)$  but  $f(1 - w)$ . Note that  $F_*(0) = 0$ ,  $F_*(1/2) = 1$ .

The final result of our calculations is shown in Figure 8: the Pareto frontiers for our four datasets, computed using our method. We will return to discuss these curves extensively in the next section.

#### IV. CONCLUSIONS

We have presented a method for mapping out the Pareto frontier for classification tasks (as in Figure 8), reflecting the tradeoff between retained entropy and class information. We first showed how a random variable  $X$  (an image, say) drawn from a class  $Y \in \{1, \dots, n\}$  can be distilled into a vector  $W = f(X) \in \mathbb{R}^{n-1}$  losslessly, so that  $I(W, Y) = I(X, Y)$ . For the  $n = 2$  case of binary classification, we then showed how the Pareto frontier is swept out by a one-parameter family of binnings of  $W$

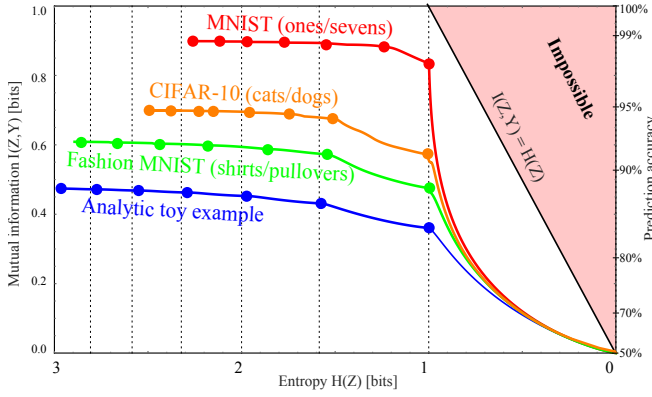


FIG. 8: The Pareto frontier for compressed versions  $Z = g(X)$  of our four datasets  $X$ , showing the maximum attainable class information  $I(Z, Y)$  for a given entropy  $H(Z)$ . The “corners” (dots) correspond to the maximum  $I(Z, Y)$  attainable when binning the likelihood  $W$  into a given number of bins (2, 3, ..., 8 from right to left).

into a discrete variable  $Z = g_\beta(W) \in \{1, \dots, m_\beta\}$  that corresponds to binning  $W$  into  $m_\beta = 2, 3, \dots$  bins, such that  $I(Z, Y)$  is maximized for each fixed entropy  $H(Z)$ .

### A. Interpretation of our results

To build intuition for our results, let us consider our CIFAR-10 example of images  $X$  depicting cats ( $Y=1$ ) and dogs ( $Y=2$ ) as in Figure 2 and ask what aspects  $Z = g(X)$  of an image  $X$  capture the most information about the species  $Y$ . Above, we estimated that  $I(X, Y) \approx 0.69692$  bits, so what  $Z$  captures the largest fraction of this information for a fixed entropy? Given a good neural network classifier, a natural guess might be the single bit  $Z$  containing its best guess, say “it’s probably a cat”. This corresponds to defining  $Z = 1$  if  $P(Y=1|X) > 0.5$ ,  $Z = 2$  otherwise, and gives the joint distribution  $P_{ij} \equiv P(Y=i, Z=j)$

$$\mathbf{P} = \begin{pmatrix} 0.454555 & 0.045445 \\ 0.042725 & 0.457275 \end{pmatrix}$$

corresponding to  $(Z, Y) \approx 0.56971$  bits. But our results show that we can improve things in two separate ways.

First of all, if we only want to store one bit  $Z$ , then we can do better, corresponding to the first “corner” in Figure 8: moving the likelihood cutoff from 0.5 to 0.51, *i.e.*, redefining  $Z = 1$  if  $P(Y|X) > 0.51$ , increases the mutual information to  $I(Z, Y) \approx 0.56974$  bits.

More importantly, we are still falling far short of the 0.69692 bits of information we had without data compression, capturing only 88% of the available species information. Our Theorem II.1 showed that we can retain *all* this information if we instead define  $Z$  as the cat probability itself:  $Z \equiv W \equiv P(Y|X)$ . For example, a given image might be compressed not into “It’s probably a cat” but into “I’m 94.2477796% sure it’s a cat”. However, it

is clearly impractical to report the infinitely many decimals required to retain all the species information, which would make  $H(Z)$  infinite. Our results can be loosely speaking interpreted as the optimal way to round  $Z$ , so that the information  $H(Z)$  required to store it becomes finite. We found that simply rounding to a fixed number of decimals is suboptimal; for example, if we pick 2 decimals and say “I’m 94.25% sure it’s a cat”, then we have effectively binned the probability  $W$  into 10,000 bins of equal size, even though we can often do much better with bins of unequal size, as illustrated in the bottom panel of Figure 1. Moreover, when the probability  $W$  is approximated by a neural network, we found that what should be optimally binned is not  $W$  but the conditional probability  $P(Y=1|W)$  illustrated in Figure 7 (“vertical binning”).

It is convenient to interpret our Pareto-optimal data compression  $X \mapsto Z$  as *clustering*, *i.e.*, as a method of grouping our images or other data  $X_i$  into clusters based on what information they contain about  $Y$ . For example, Figure 2 illustrates CIFAR-10 images clustered by their degree of “cattiness” into 5 groups  $Z = 1, \dots, 5$  that might be nicknamed “1.9% cat”, “11.8% cat”, “31.4% cat”, “68.7% cat” and “96.7% cat”. This gives the joint distribution  $P_{ij} \equiv P(Y=i, Z=j)$  where

$$\mathbf{P} = \begin{pmatrix} 0.350685 & 0.053337 & 0.054679 & 0.034542 & 0.006756 \\ 0.007794 & 0.006618 & 0.032516 & 0.069236 & 0.383836 \end{pmatrix}$$

and gives  $I(Z, Y) \approx 0.6882$ , thus increasing the fraction of species information retained from 82% to 99%.

This is a striking result: we can group the images into merely five groups and discard all information about all images except which group they are in, yet retain 99% of the information we cared about. Such grouping may be helpful in many contexts. For example, given a large sample of labeled medical images of potential tumors, they can be used to define say five optimal clusters, after which future images can be classified into five degrees of cancer risk that collectively retain virtually all the malignancy information in the original images.

Given that the Pareto Frontier is continuous and corresponds to an infinite family of possible clusterings, which one is most useful in practice? Just as in more general multi-objective optimization problems, the most interesting points on the frontier are arguably its “corners”, indicated by dots in Figure 8, where we do notably well on both criteria. We see that the parts of the frontier between corners tend to be convex and thus rather unappealing, since any weighted average of  $-H(Z)$  and  $I(Z, Y)$  will be maximized at a corner. Our results show that these corners can conveniently be computed without numerically tedious multiobjective optimization, by simply maximizing the mutual information  $I(Z, Y)$  for  $m = 2, 3, 4, \dots$  bins. The first corner, at  $H(Z) = 1$  bit, corresponds to the learnability phase transition for DIB, *i.e.*, the largest  $\beta$  for which DIB is able to learn a non-trivial representation. In contrast to the IB learnability phase transition [21] where  $I(Z, Y)$  increases continuously from

0, here the  $I(Y; Z)$  has a jump from 0 to a positive value, due to the non-concave nature of the Pareto frontier.

Moreover, all the examples in Figure 8 are seen to get quite close to the  $m \rightarrow \infty$  asymptote  $I(Z, Y) \rightarrow I(X, Y)$  for  $m \gtrsim 5$ , so the most interesting points on the Pareto frontier are simply the first handful of corners. For these examples, we also see that the greater the mutual information is, the fewer bins are needed to capture most of it.

An alternative way if interpreting the Pareto plane in Figure 8 is as a tradeoff between two evils:

**Information bloat:**  $H(Z|Y) \equiv H(Z) - I(Z, Y) \geq 0$ ,

**Information loss:**  $\Delta I \equiv I(X, Y) - I(Z, Y) \geq 0$ .

What we are calling the *information bloat* has also been called “causal waste” [22]. It is simply the conditional entropy of  $Z$  given  $Y$ , and represents the excess bits we need to store in order to retain the desired information about  $Y$ . Geometrically, it is the horizontal distance to the impossible region to the right in Figure 8, and we see that for MNIST, it takes local minima at the corners for both 1 and 2 bins. The *information loss* is simply the information discarded by our lossy compression of  $X$ . Geometrically, it is the vertical distance to the impossible region at the top of Figure 1. As we move from corner to corner adding more bins, we typically reduce the information loss at the cost of increased information bloat. For the examples in Figure 8, we see that going beyond a handful of bins essentially just adds bloat without significantly reducing the information loss.

## B. Real-world issues

We just discussed how lossy compression is a tradeoff between information bloat and information loss. Let us now elaborate on the latter, for the real-world situation where  $W \equiv P(Y=1|X)$  is approximated by a neural network.

If the neural network learns to become perfect, then the function  $w$  that it implements will be such that  $W \equiv w(X)$  satisfies  $P(Y = 1|W) = W$ , which corresponds to the dashed curves in Figure 7 being identical to the solid curves. Although we see that this is close to being the case for the analytic and MNIST examples, the neural networks are further from optimal for Fashion-MNIST and CIFAR-10. The figure illustrates that the general trend is for these neural networks to overfit and therefore be overconfident, predicting probabilities that are too extreme.

This fact that  $P(Y=1|W) \neq W$  probably indicates that our Fashion-MNIST and CIFAR-10 classifiers  $W = w(X)$  destroy information about  $X$ , but it does not prove this, because if we had a perfect lossless classifier  $W \equiv w(X)$  satisfying  $P(Y=1|W) = W$ , then we could define an overconfident lossless classifier by an invertible (and hence information-preserving) reparameter-

ization such as  $W' \equiv W^2$  that violates the condition  $P(Y=1|W') = W'$ .

So how much information does  $X$  contain about  $Y$ ? One way to lower-bound  $I(X; Y)$  uses the classification accuracy: if we have a classification problem where  $P(Y=1) = 1/2$  and compress  $X$  into a single classification bit  $Z$  (corresponding to a binning of  $W$  into two bins), then we can write the joint probability distribution for  $Y$  and the guessed class  $Z$  as

$$P = \begin{pmatrix} \frac{1}{2} - \epsilon_1 & \epsilon_1 \\ \epsilon_2 & \frac{1}{2} - \epsilon_2 \end{pmatrix}.$$

For a fixed total error rate  $\epsilon \equiv \epsilon_1 + \epsilon_2$ , Fano’s Inequality implies that the mutual information takes a minimum

$$I(Z, Y) = 1 + \epsilon \log \epsilon + (1 - \epsilon) \log(1 - \epsilon) \quad (39)$$

when  $\epsilon_1 = \epsilon_2 = \epsilon/2$ , so if we can train a classifier that gives an error rate  $\epsilon$ , then the right-hand-side of equation (39) places a lower bound on the mutual information  $I(X, Y)$ . The prediction accuracy  $1 - \epsilon$  is shown for reference on the right side of Figure 8. Note that getting close to one bit of mutual information requires extremely high accuracy; for example, 99% prediction accuracy corresponds to only 0.92 bits of mutual information.

We can obtain a stronger estimated lower bound on  $I(X, Y)$  from the cross-entropy loss function  $\mathcal{L}$  used to train our classifiers:

$$\langle \mathcal{L} \rangle = -\langle \log P(Y=Y_i|X=X_i) \rangle = H(Y|X) + d_{\text{KL}}, \quad (40)$$

where  $d_{\text{KL}} \geq 0$  denotes the average KL-divergence between true and predicted conditional probability distributions, and  $\langle \cdot \rangle$  denotes ensemble averaging over data points, which implies that

$$\begin{aligned} I(X, Y) &= H(Y) - H(Y|X) = H(Y) - \langle \mathcal{L} \rangle - d_{\text{KL}} \\ &\geq H(Y) - \langle \mathcal{L} \rangle. \end{aligned} \quad (41)$$

If  $P(Y=1|W) \neq W$  as we discussed above, then  $d_{\text{KL}}$  and hence the loss can be further reduced by recalibrating  $W$  as we have done, which increases the information bound from equation (41) up to the value computed directly from the observed joint distribution  $P(W, Y)$ .

Unfortunately, without knowing the true probability  $p(Y|X)$ , there is no rigorous and practically useful *upper* bound on the mutual information other than the trivial inequality  $I(X, Y) < H(Y) = 1$  bit, as the following simple counterexample shows: suppose our images  $X$  are encrypted with some encryption algorithm that is extremely time-consuming to crack, rendering the images for all practical purposes indistinguishable from random noise. Then any reasonable neural network will produce a useless classifier giving  $I(W, Y) \approx 0$  even though the true mutual information  $I(X, Y)$  could be as large as one bit. In other words, we generally cannot know the true information loss caused by compressing  $X \mapsto W$ , so the best we can do in practice is to pick a corner reasonably close to the upper asymptote in Figure 8.

### C. Relation to Information Bottleneck

As mentioned in the introduction, the Discrete Information Bottleneck (DIB) method [11] maximizes a linear combination  $I(Z, Y) - \beta H(Z)$  of the two axes in Figure 8. We have presented a method solving a generalization of the DIB problem. The generalization lies in switching the objective from equation (3) to equation (1), which has the advantage of discovering the full Pareto frontier in Figure 8 instead of merely the corners and concave parts (as mentioned, the DIB objective cannot discover convex parts of the frontier). The solution lies in our proof that the frontier is spanned by binnings of the likelihood into 2, 3, 4, ... bins, which enables it to be computed more efficiently than with the iterative/variational method of [11].

The popular original Information Bottleneck (IB) method [9] generalizes DIB by allowing the compression function  $g(X)$  to be non-deterministic, thus adding noise that is independent of  $X$ . Starting with a Pareto-optimal  $Z \equiv g(X)$  and adding such noise will simply shift us straight to the left in Figure 8, away from the frontier (which is by definition monotonically decreasing) and into the Pareto-suboptimal region in the  $I(Y; Z)$  vs.  $H(Z)$  plane. As shown in [11], IB-compressions tend to altogether avoid the rightmost part of Figure 8, with an entropy  $H(Z)$  that never drops below some fixed value independent of  $\beta$ .

### D. Outlook

Our results suggest a number of opportunities for further work, ranging from information theory to machine learning, neuroscience and physics.

As to information theory, it will be interesting to try to generalize our method from binary classification into classification into more than two classes. Also, one can ask if there is a way of pushing the general information distillation problem all the way to bits. It is easy to show that a discrete random variable  $Z \in \{1, \dots, m\}$  can always be encoded as  $m - 1$  independent random bits (Bernoulli variables)  $B_1, \dots, B_{m-1} \in \{0, 1\}$ , defined by<sup>12</sup>

$$P(B_k=1) = P(Z=k+1)/P(Z \leq k+1), \quad (42)$$

although this generically requires some information bloat. So in the spirit of the introduction, is there some useful way of generalizing PCA, autoencoders, CCA

and/or the method we have presented so that the quantities  $Z_i$  and  $Z'_i$  in Table I are not real numbers but bits?

As to neural networks, it is interesting to explore novel classifier architectures that reduce the overfitting and resulting overconfidence revealed by Figure 7, as this might significantly increase the amount of information we can distill into our compressed data. It is important not to complacently declare victory just because classification accuracy is high; as mentioned, even 99% binary classification accuracy can waste 8% of the information.

As to neuroscience, our discovery of optimal “corner” binnings begs the question of whether evolution may have implemented such categorization in brains. For example, if some binary variable  $Y$  that can be inferred from visual imagery is evolutionarily important for a given species (say, whether potential food items are edible), might our method help predict how many distinct colors  $m$  their brains have evolved to classify hues into? In this example,  $X$  might be a triplet of real numbers corresponding to light intensity recorded by three types of retinal photoreceptors, and the integer  $Z$  might end up corresponding so some definitions of yellow, orange, *etc.* A similar question can be asked for other cases where brains define finite numbers of categories, for example categories defined by distinct words.

As to physics, it has been known even since the introduction of Maxwell’s Demon that a physical system can use information about its environment to extract work from it. If we view an evolved life form as an intelligent agent seeking to perform such work extraction, then it faces a tradeoff between retaining too little relevant information (consequently extrating less work) and retaining too much (wasting energy on information processing and storage). Susanne Still recently proved the remarkable physics result [23] that the lossy data compression optimizing such work extraction efficiency is precisely that prescribed by the above-mentioned Information Bottleneck method [9]. As she puts it, an intelligent data representation strategy emerges from the optimization of a fundamental physical limit to information processing. This derivation made minimal and reasonable seeming assumptions about the physical system, but did not include an energy cost for information encoding. We conjecture that this can be done such that an extra Shannon coding term proportional to  $H(Z)$  gets added to the loss function, which means that when this term dominates, the generalized Still criterion would instead prefer the Deterministic Information Bottleneck or one of our Pareto-optimal data compressions.

Although noise-adding IB-style data compression may turn out to be commonplace in many biological settings, it is striking that the types of data compression we typically associate with human perception intelligence appears more deterministic, in the spirit of DIB and our work. For example, when we compress visual input into “this is a probably a cat”, we do not typically add noise by deliberately flipping our memory to “this is probably a dog”. Similarly, the popular jpeg image compression al-

<sup>12</sup> The mapping  $z$  from bit strings  $\mathbf{B}$  to integers  $Z \equiv z(\mathbf{B})$  is defined so that  $z(\mathbf{B})$  is the position of the last bit that equals one when  $\mathbf{B}$  is preceded by a one. For example, for  $m = 4$ , the mapping from length-3 bit strings  $\mathbf{B} \in \{0, 1\}^3$  to integers  $Z \in \{1, \dots, 4\}$  is  $z(001) = z(011) = z(101) = z(111) = 4$ ,  $z(010) = z(110) = 3$ ,  $z(100) = 2$ ,  $z(000) = 1$ .

gorithm dramatically reduces image sizes while retaining essentially all information that we humans find relevant, and does so deterministically, without adding noise.

It is striking that simple information-theoretical principles such as IB, DIB and Pareto-optimality appear relevant across the spectrum of known intelligence, ranging from extremely simple physical systems as in Still's work all the way up to high-level human perception and cognition. This motivates further work on the exciting quest for a deeper understanding of Pareto-optimal data compression and its relation to neuroscience and physics.

**Acknowledgements:** The authors wish to thank Olivier de Weck for sharing the AWS multiobjective optimization software, and XXX for helpful comments. This work was supported by The Casey and Family Foundation, the Ethics and Governance of AI Fund, the Foundational Questions Institute, the Rothberg Family Fund for Cognitive Science and by Theiss Research through TWCF grant #0322. The opinions expressed in this publication are those of the authors and do not necessarily reflect the views of the funders.

#### Appendix A: Binning can be practically lossless

If the conditional probability distribution  $p_1(w) \equiv P(Y=1|W=w)$  is a slowly varying function and the range of  $W$  is divided into tiny bins, then  $p_1(w)$  will be almost constant within each bin and so binning  $W$  (discarding information about the exact position of  $W$  within a bin) should destroy almost no information about  $Y$ . This intuition is formalized by the following theorem, which says that a random variable  $W$  can be binned into a finite number of bins at the cost of losing arbitrarily little information about  $Y$ .

**Theorem A.1.** *Binning can be practically lossless: Given a random variable  $Y \in \{1, 2\}$  and a uniformly distributed random variable  $W \in [0, 1]$  such that the conditional probability distribution  $p_1(w) \equiv P(Y=1|W=w)$  is monotonic, there exists for any real number  $\epsilon > 0$  a vector  $\mathbf{b} \in \mathbb{R}^{N-1}$  of bin boundaries such that the information reduction*

$$\Delta I \equiv I[W, Y] - I[B(W, \mathbf{b}), Y] < \epsilon,$$

where  $B$  is the binning function defined by equation (17).

*Proof.* The binned bivariate probability distribution is

$$P_{ij} \equiv P(Z=j, Y=i) = \int_{b_{j-1}}^{b_j} p_i(w) dw \quad (\text{A1})$$

with marginal distribution

$$P_j^Z \equiv P(Z=j) = b_j - b_{j-1}. \quad (\text{A2})$$

Let  $\bar{p}_i(w)$  denote the piecewise constant function that in the  $j^{\text{th}}$  bin  $b_{j-1} < w \leq b_j$  takes the average value of

$p_i(w)$  in that bin, *i.e.*,

$$\bar{p}_i(w) \equiv \frac{1}{b_j - b_{j-1}} \int_{b_{j-1}}^{b_j} p_i(w) dw = \frac{P_{ij}}{P_j^Z}. \quad (\text{A3})$$

These definitions imply that

$$-\sum_{j=1}^N P_{ij} \log \frac{P_{ij}}{P_j^Z} = \int_0^1 h[\bar{p}_i(w)] dw, \quad (\text{A4})$$

where  $h(x) \equiv -x \log x$ . Since  $h(x)$  vanishes at  $x = 0$  and  $x = 1$  and takes its intermediate maximum value at  $x = 1/e$ , the function

$$h_*(x) \equiv \begin{cases} h(x) & \text{if } x < e^{-1}, \\ 2h(e^{-1}) - h(x) & \text{if } x \geq e^{-1}, \end{cases} \quad (\text{A5})$$

is continuous and increases monotonically for  $x \in [0, 1]$ , with  $h'_* = |h'(x)|$ . This means that if we define the non-negative monotonic function

$$h_+(w) \equiv h_*[p_1(w)] - h_*[p_2(w)],$$

it changes at least as fast as either of its terms, so that for any  $w_1, w_2 \in [0, 1]$ , we have

$$\begin{aligned} |h[p_i(w_2)] - h[p_i(w_1)]| &\leq |h_*[p_i(w_2)] - h_*[p_i(w_1)]| \\ &\leq |h_+(w_2) - h_+(w_1)|. \end{aligned} \quad (\text{A6})$$

We will exploit this bound to limit how much  $h[p_i(w)]$  can vary within a bin. Since  $h_+(0) \geq 0$  and  $h_+(1) \leq 2h_*(1) = 4/e \ln 2 \approx 2.12 < 3$ , we pick  $N - 1$  bins boundaries  $b_k$  implicitly defined by

$$h_+(b_j) = h_+(0) + [h_+(1) - h_+(0)] \frac{j}{N} \quad (\text{A7})$$

for some integer  $N \gg 1$ . Using equation (A6), this implies that

$$|h[\bar{p}_i(w)] - h[p_i(w)]| \leq \frac{h_+(1) - h_+(0)}{N} < \frac{3}{N}. \quad (\text{A8})$$

The mutual information between two variables is given by  $I(Y, U) = H(Y) - H(Y|U)$ , where the second term (the conditional entropy is given by the following expressions in the cases that we need:

$$H(Y|Z) = -\sum_{i=1}^N \sum_{j=1}^2 P_{ij} \log \frac{P_{ij}}{P_i}, \quad (\text{A9})$$

$$H(Y|W) = -\sum_{i=1}^2 \int_0^1 p_i(w) \log p_i(w) dw. \quad (\text{A10})$$



The information loss caused by our binning is therefore

$$\begin{aligned}
\Delta I &= I(W, Y) - I(Z, Y) = H(Y|Z) - H(Y|W) \\
&= -\sum_{i=1}^2 \left( \sum_{j=1}^N P_{ij} \log \frac{P_{ij}}{P_j^Z} + \int_0^1 h[p_i(w)] dw \right) \\
&= \sum_{i=1}^2 \int_0^1 (h[\bar{p}_i(w)] - h[p_i(w)]) dw \\
&\leq \sum_{i=1}^2 \int_0^1 |h[\bar{p}_i(w)] - h[p_i(w)]| dw \\
&< \sum_{i=1}^2 \int_0^1 \frac{3}{N} = \frac{6}{N},
\end{aligned} \tag{A11}$$

where we used equation (A4) to obtain the 3<sup>rd</sup> row and equation (A8) to obtain the last row. This means that however small an information loss tolerance  $\epsilon$  we want, we can guarantee  $\Delta I < \epsilon$  by choosing  $N > 6/\epsilon$  bins placed according to equation (A7), which completes the proof.  $\square$

Note that the proof still holds if the function  $p_i(w)$  is not monotonic, as long as the number of times  $M$  that it changes direction is finite: in that case, we can simply repeat the above-mentioned binning procedure separately in the  $M + 1$  intervals where  $p_i(w)$  is monotonic, using  $N > 6/\epsilon$  bins in each interval, *i.e.*, a total of  $N > 6M/\epsilon$  bins.

## Appendix B: More varying conditional probability boosts mutual information

Mutual information is loosely speaking a measure of how far a probability distribution  $P_{ij}$  is from being separable, *i.e.*, a product of its two marginal distributions.<sup>13</sup> If all conditional probabilities for one variable  $Y$  given the other variable  $Z$  are identical, then the distribution is separable and the mutual information  $I(Z, Y)$  vanishes,

so one may intuitively expect that making conditional probabilities more different from each other will increase  $I(Z, Y)$ . The following theorem formalizes this intuition in a way that enables Theorem II.2.

**Theorem B.1.** *Consider two discrete random variables  $Z \in \{1, \dots, n\}$  and  $Y \in \{1, 2\}$  and define  $P_i \equiv P(Z = i)$ ,  $p_i \equiv P(Y = 1|Z = i)$ , so that the joint probability distribution  $P_{ij} \equiv P(Z = i, Y = j)$  is given by  $P_{i1} = P_i p_i$ ,  $P_{i2} = P_i(1 - p_i)$ . If two conditional probabilities  $p_k$  and  $p_l$  differ, then we increase the mutual information  $I(Y, Z)$  if we bring them further apart by adjusting  $P_{kj}$  and  $P_{lj}$  in such a way that both marginal distributions remain unchanged.*

*Proof.* The only such change that keep the marginal distributions for both  $Z$  and  $Y$  unchanged takes the form

$$\begin{pmatrix} P_1 p_1 & \dots & P_k p_k - \epsilon & \dots & P_l p_l + \epsilon & \dots \\ P_1(1 - p_1) & \dots & P_k(1 - p_k) + \epsilon & \dots & P_l(1 - p_l) - \epsilon & \dots \end{pmatrix}$$

where the parameter  $\epsilon$  that must be kept small enough for all probabilities to remain non-negative. Without loss of generality, we can assume that  $p_k < p_l$ , so that we make the conditional probabilities

$$P(Y = 1|Z = k) = \frac{P_{k1}}{P_k} = p_k - \epsilon/P_k, \tag{B1}$$

$$P(Y = 1|Z = l) = \frac{P_{l1}}{P_l} = p_l + \epsilon/P_l \tag{B2}$$

more different when increasing  $\epsilon$  from zero. Computing and differentiating the mutual information with respect to  $\epsilon$ , most terms cancel and we find that

$$\left. \frac{\partial I(Z, Y)}{\partial \epsilon} \right|_{\epsilon=0} = \log \left[ \frac{1/p_k - 1}{1/p_l - 1} \right] > 0 \tag{B3}$$

which means that adjusting the probabilities with a sufficiently tiny  $\epsilon > 0$  will increase the mutual information, completing the proof.  $\square$

- 
- [1] K. Pearson, The London, Edinburgh, and Dublin Philosophical Magazine and Journal of Science **2**, 559 (1901).
  - [2] P. Vincent, H. Larochelle, Y. Bengio, and P.-A. Manzagol, in *Proceedings of the 25th international conference on Machine learning* (ACM, 2008), pp. 1096–1103.
  - [3] I. Goodfellow, J. Pouget-Abadie, M. Mirza, B. Xu, D. Warde-Farley, S. Ozair, A. Courville, and Y. Bengio, in *Advances in neural information processing systems* (2014), pp. 2672–2680.
  - [4] H. Hotelling, *Biometrika* **28**, 321 (1936).
  - [5] C. Eckart and G. Young, *Psychometrika* **1**, 211 (1936).
  - [6] A. v. d. Oord, Y. Li, and O. Vinyals, arXiv preprint arXiv:1807.03748 (2018).
  - [7] D. G. Clark, J. A. Livezey, and K. E. Bouchard, arXiv preprint arXiv:1905.09944 (2019).
  - [8] M. Tegmark, arXiv preprint arXiv:1902.03364 (2019).
  - [9] N. Tishby, F. C. Pereira, and W. Bialek, arXiv preprint physics/0004057 (2000).
  - [10] A. Tan, L. Meshulam, W. Bialek, and D. Schwab, *Bulletin of the American Physical Society* (2019).
  - [11] D. Strouse and D. J. Schwab, *Neural computation* **29**, 1611 (2017).
  - [12] A. A. Alemi, I. Fischer, J. V. Dillon, and K. Murphy, arXiv preprint arXiv:1612.00410 (2016).
  - [13] M. Chalk, O. Marre, and G. Tkacik, in *Advances in Neural Information Processing Systems* (2016), pp. 1957–1965.
  - [14] I. Fischer, *The conditional entropy bottleneck* (2018), URL [openreview.net/forum?id=rkVOXhAqY7](https://openreview.net/forum?id=rkVOXhAqY7).
  - [15] I. Y. Kim and O. L. de Weck, *Structural and multidisci-*

- plinary optimization **29**, 149 (2005).
- [16] A. Krizhevsky, V. Nair, and G. Hinton, online: <http://www.cs.toronto.edu/kriz/cifar.html> **55** (2014).
  - [17] Y. LeCun, C. Cortes, and C. Burges, AT&T Labs [Online]. Available: <http://yann.lecun.com/exdb/mnist> **2**, 18 (2010).
  - [18] H. Xiao, K. Rasul, and R. Vollgraf, arXiv preprint arXiv:1708.07747 (2017).
  - [19] A. Krizhevsky and G. Hinton, Tech. Rep., Citeseer (2009).
  - [20] K. He, X. Zhang, S. Ren, and J. Sun, in *Proceedings of the IEEE conference on computer vision and pattern recognition* (2016), pp. 770–778.
  - [21] T. Wu, I. Fischer, I. Chuang, and M. Tegmark, arXiv preprint arXiv:1907.07331 (2019).
  - [22] J. Thompson, A. J. Garner, J. R. Mahoney, J. P. Crutchfield, V. Vedral, and M. Gu, *Physical Review X* **8**, 031013 (2018).
  - [23] S. Still, arXiv preprint arXiv:1705.00612 (2017).