

ON THE EDGE-VERTEX RATIO OF MAXIMAL THRACKLES

OSWIN AICHHOLZER, LINDA KLEIST, BORIS KLEMZ, FELIX SCHRÖDER,
AND BIRGIT VOGTENHUBER

ABSTRACT. A drawing of a graph in the plane is a *thrackle* if every pair of edges intersects exactly once, either at a common vertex or at a proper crossing. Conway’s conjecture states that a thrackle has at most as many edges as vertices. In this paper, we investigate the edge-vertex ratio of *maximal thrackles*, that is, thrackles in which no edge between already existing vertices can be inserted such that the resulting drawing remains a thrackle. For maximal geometric and topological thrackles, we show that the edge-vertex ratio can be arbitrarily small. When forbidding isolated vertices, the edge-vertex ratio of maximal geometric thrackles can be arbitrarily close to the natural lower bound of $1/2$. For maximal topological thrackles without isolated vertices, we present an infinite family with an edge-vertex ratio of $5/6$.

1. INTRODUCTION

A drawing of a graph in the plane is a *thrackle* if every pair of edges intersects exactly once, either at a common vertex or at a proper crossing. Conway’s conjecture from the 1960s states that a thrackle has at most as many edges as vertices [6]. While it is known that the conjecture holds true for geometric thrackles in which edges are drawn as straight-line segments [17], it is widely open in general. In this paper, we investigate *maximal thrackles*. A thrackle is *maximal* if no edge between already existing vertices can be inserted such that the resulting drawing remains a thrackle. Our work is partially motivated by the results of Hajnal et al. [10] on saturated k -simple graphs. A graph is k -simple if every pair of edges has at most k common points, either proper crossings and/or a common endpoint. A k -simple graph is *saturated* if no further edge can be added while maintaining the k -simple property. In [10], saturated simple graphs on n vertices with only $7n$ edges are constructed, as well as saturated 2-simple graphs on n vertices with $14.5n$ edges.

If true, Conway’s conjecture implies that in every thrackle the ratio between the number of edges and the number of vertices is at most 1. We denote the edge-vertex ratio of a thrackle T by $\varepsilon(T)$. In this paper, we investigate the other extreme, namely maximal thrackles with a low edge-vertex ratio.

In Section 2, we consider geometric thrackles. We show that for this class the edge-vertex ratio can be arbitrarily small. This is done by a construction that allows to add isolated vertices while maintaining maximality. If we disallow isolated

(A1,A5) INSTITUTE OF SOFTWARE TECHNOLOGY, GRAZ UNIVERSITY OF TECHNOLOGY, AUSTRIA

(A2) TECHNISCHE UNIVERSITÄT BRAUNSCHWEIG, GERMANY

(A3) INSTITUTE OF COMPUTER SCIENCE, FREIE UNIVERSITÄT BERLIN, GERMANY

(A4) TECHNISCHE UNIVERSITÄT BERLIN, GERMANY

E-mail addresses: [oaich,bvogt]@ist.tugraz.at, kleist@ibr.cs.tu-bs.de,
klemz@inf.fu-berlin.de, fschroed@math.tu-berlin.de.

vertices, then a natural lower bound for the edge-vertex ratio is $\frac{1}{2}$. A similar construction can be used to get arbitrarily close to this bound.

Theorem 1. *For any $c > 0$, there exist infinitely many*

- a) *maximal geometric thrackles T_a such that $\varepsilon(T_a) < c$, as well as*
- b) *maximal geometric thrackles T_b without isolated vertices such that $\varepsilon(T_b) < \frac{1}{2} + c$.*

We then consider topological thrackles in Section 3. Similarly as before, we show that the edge-vertex ratio can approach zero using isolated vertices.

Theorem 2. *For every $c > 0$, there are infinitely many maximal thrackles T' with $\varepsilon(T') < c$.*

Note that Theorem 2 is not just a trivial implication of Theorem 1, as a maximal geometric thrackle is not necessarily a maximal topological thrackle. As our main result, in Section 4, we show that there exists an infinite family of thrackles without isolated vertices which has an edge-vertex ratio of $\frac{5}{6}$.

Theorem 3. *There exists an infinite family of thrackles \mathcal{F} without isolated vertices, such that for all $T \in \mathcal{F}$ it holds that $\varepsilon(T) = \frac{5}{6}$.*

Our construction is based on an example presented by Kynčl [11] in the context of simple drawings where he showed that not every simple drawing can be extended to a simple drawing of the complete graph. The example was also used in [12] for a related problem.

Related Work. In one of the first works on Conway's Thrackle Conjecture, Woodall [21] characterized all thrackles under the assumption that the conjecture is true. For example, he showed that a cycle C_n has a thrackle embedding with straight edges if and only if n is odd. It is not hard to come up with other graphs on n vertices with n edges that have a thrackle embedding, but adding an additional edge always seems to be impossible. Consequently, two lines of research emerged from Conway's conjecture. In the first, the goal is to prove the conjecture for special classes of drawings, while the second direction aims for upper bounds on the number of pairwise crossing or incident edges in any simple topological drawing with n vertices.

For straight line drawings of thrackles, so called *geometric* thrackles, already Erdős provided a proof for the conjecture, actually answering a question from 1934 by Hopf and Pannwitz on distances between points. Probably the most elegant argument is due to Perles and can be found in [17]. Extending geometric drawings, a drawing is called *x-monotone* if each curve representing an edge is intersected by every vertical line in at most one point. In the same paper, Pach and Sterling [17] show that the conjecture holds for *x-monotone* drawings by imposing a partial order on the edges.

A drawing of a graph is called *outerplanar* if its vertices lie on a circle and its edges are represented by continuous curves contained in the interior of this circle. In [4] several properties for outerplanar thrackles are shown, with the final result that outerplanar thrackles are another class where the conjecture is true. Misereh and Nikolayevsky [15] generalized this further to thrackle drawings where all vertices lie on the boundaries of $d \leq 3$ connected domains which are in the complement of the drawing. They characterize annular thrackles ($d = 2$) and pants thrackles ($d = 3$) and show that in all cases Conway's conjecture holds. Finally,

Cairns, Koussas, and Nikolayevsky [1] prove that the conjecture holds for spherical thrackles, that is, thrackles drawn on the sphere such that the edges are arcs of great circles.

In a similar direction, several attempts show that some types of thrackles are *non-extensible*. A thrackle is called non-extensible if it cannot be a subthrackle of a counterexample to Conway's conjecture. Wehner [20] stated the hypothesis that a potential counterexample to Conway's conjecture would have certain graphtheoretic properties. Li, Daniels, and Rybnikov [13] support this hypothesis by reducing Conway's conjecture to the problem of proving that thrackles from a special class (which they call 1-2-3 group) are non-extensible. Actually, already Woodall [21] had shown that if the conjecture is false, then there exists a counterexample consisting of two even cycles that share a vertex.

On the negative side, we mention tangled- and generalized thrackles. A tangled-thrackle is a thrackle where two edges can have a common point of tangency instead of a proper crossing. Besides the fact that tangled-thrackles with at least $\lceil 7n/6 \rceil$ edges are known [16] – and therefore Conway's conjecture can not be extended to tangled-thrackles – Ruiz-Vargas, Suk, and Tóth [19] show that the number of edges for tangled-thrackles is $O(n)$. A *generalized* thrackle is a drawing where any pair of edges shares an odd number of points. Lovász, Pach, and Szegedy [14] showed that a bipartite graph can be drawn as a generalized thrackle if and only if it is planar. As planar bipartite graphs can have up to $2n - 4$ edges, this implies that generalized thrackles exist with a edge-vertex ratio close to 2. A tight upper bound of $2n - 2$ edges for generalized thrackles was later provided by Cairns and Nikolayevsky [2].

The race for an upper bound on the number m of edges of a thrackle was started by the two just mentioned papers. Lovász, Pach, and Szegedy [14] provided the first linear bound of $m \leq 2n - 3$ and Cairns and Nikolayevsky [2] improved this to $m \leq \frac{3}{2}(n - 1)$. They also consider more general drawings of thrackles on closed orientable surfaces; see also [3].

By exploiting certain properties of the structure of possible counterexamples, Fulek and Pach [7] gave an algorithm that, for any $c > 0$, decides whether the number of edges are at most $(1 + c)n$ for all thrackles. As the running time of this algorithm is exponential in $1/c$, the possible improvement by the algorithm is limited, but the authors managed to show an upper bound of $m \leq \frac{167}{117}n \approx 1.428n$. Combining several previous results in a clever way, Goddyn and Xu [9] slightly improved this bound to $m \leq 1.4n - 1.4$. Among other observations they also used the fact that it was known that Conway's conjecture holds for $n \leq 11$. This has been improved to $n \leq 12$ in the course of enumerating all path-thrackles for n up to 12 in [18]. The currently best known upper bound of $m \leq 1.3984n$ is again provided by Fulek and Pach [8]. They also show that for *quasi*-thrackles Conway's conjecture does not hold. A quasi-thrackle is a thrackle where two edges that do not share a vertex are allowed to cross an odd number of times. For this class they provide an upper bound of $m \leq \frac{3}{2}(n - 1)$ and show that this bound is tight for infinitely many values of n .

2. GEOMETRIC THRACKLES

For maximal geometric thrackles, the edge-vertex ratio can be arbitrarily small. Even if we forbid isolated vertices, it may be arbitrarily close to the natural lower bound of $\frac{1}{2}$, which is implied by the handshaking lemma.

Theorem 1. *For any $c > 0$, there exist infinitely many*

- a) *maximal geometric thrackles T_a such that $\varepsilon(T_a) < c$, as well as*
- b) *maximal geometric thrackles T_b without isolated vertices such that $\varepsilon(T_b) < \frac{1}{2} + c$.*

Proof. Consider the thrackle T formed by the seven dark, thick edges in Figure 1 which we call the *butterfly*. The butterfly consists of seven edges and ten vertices.

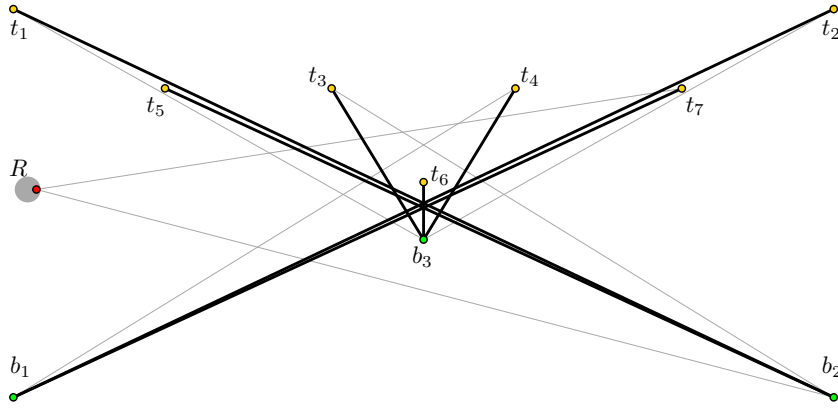


FIGURE 1. The butterfly T (thick, dark edges). Important segments between nonadjacent vertices are indicated in light gray. The thrackle T_a is obtained by adding multiple isolated vertices in the region R .

The lower endpoint of each edge belongs to the set $\{b_1, b_2, b_3\}$ of *bottom* vertices and the upper endpoint belongs to the set $\{t_1, t_2, \dots, t_7\}$ of *top* vertices. The endpoints of two independent edges b_1t_2 and b_2t_1 are the four corners of the bounding rectangle of the butterfly. These edges have a common point of intersection with the short vertical *central* edge b_3t_6 . The edge b_1t_2 is adjacent to another edge b_1t_7 , which is drawn to the right of, and very close to b_1t_2 such that b_1t_7 is disjoint from the segment b_3t_2 and $y(t_6) < y(t_7)$. The neighbor b_2t_5 of b_2t_1 is defined symmetrically. The edges b_1t_2 , b_1t_7 , b_2t_1 , and b_2t_5 are called *long* edges. The final two edges are adjacent to the central edge. Their upper endpoints t_3 and t_4 are placed on the line $y = y(t_7)$ to the left and right of the central edge, respectively, such that t_4 (and, consequently, t_3 , t_5 , and t_1) are above the line b_1t_6 and, symmetrically, the points t_3, t_4, t_7 , and t_2 are above b_2t_6 .

The butterfly is a maximal thrackle: Any segment between the bottom vertices or between the top vertices is disjoint from the central edge or from one of the long edges. It remains to consider the segments that have one bottom and one top vertex as an endpoint. All these segments, except for b_1t_6 and b_2t_6 , are disjoint from the central edge or one of the long edges. In particular, b_3t_1 is disjoint from b_2t_5 by construction. Finally, the two remaining segments b_1t_6 and b_2t_6 are disjoint from b_3t_4 or b_3t_3 , respectively.

To prove the theorem, we extend the butterfly in two different ways.

- a) To obtain T_a from T , we insert multiple isolated vertices in a small circular region R (indicated in Figure 1) that is placed to the left of t_6 such that the lower tangent of R that passes through t_6 is below all top vertices other than t_6 , and the upper tangent of R that passes through b_3 is above all bottom vertices except for b_3 .

Note that the resulting geometric graph remains a maximal thrackle since each segment from a vertex in R to a vertex of T is disjoint from the central edge, except for segments to b_3 or t_6 . However, any such segment is disjoint from one of the long edges. Moreover, any segment between distinct vertices in R is disjoint from all edges of T . Thus, for any $n > \frac{7}{c} - 10$, placing n vertices in R yields a thrackle T_a with $\varepsilon(T_a) = \frac{7}{n+10} < c$.

- b) To obtain T_b from T , we add several segments $u_i v_i$ with $i = 1, 2, \dots, m$ as indicated in Figure 2. All these segments pass through some common point

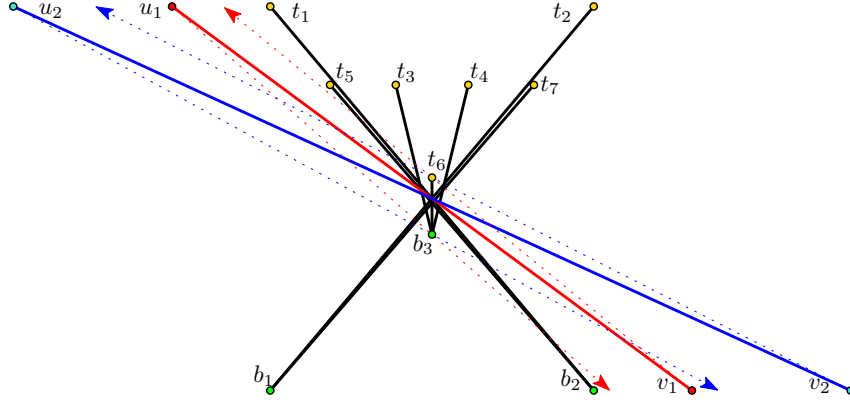


FIGURE 2. The thrackle T_b is obtained by adding several segments $u_i v_i$.

along the central edge. All upper endpoints u_i are placed on the line through t_1 and t_2 , and all lower endpoints v_i are placed on the line through b_1 and b_2 . For each index i , the slope $s(u_i v_i)$ is negative. Moreover, we have $s(u_i v_i) < s(u_j v_j)$ for $i < j$.

Suppose that the first $i-1$ segments have already been created for some $i \geq 1$. Then we choose the slope of $u_i v_i$ such that the vertices

- $V_i^+ = \{v_1, v_2, \dots, v_{i-1}\} \cup \{b_1, b_2\}$ are below the line $u_i b_3$; and
- $V_i^- = \{u_1, u_2, \dots, u_{i-1}\} \cup \{t_1, t_2, t_3, t_4, t_5, t_7\}$ are above the line $v_i t_6$.

These constraints can be satisfied by simply choosing $s(u_i v_i)$ large enough.

It is clear that by adding any number of segments in this way, we obtain a thrackle. Moreover, this thrackle is maximal: by construction, all segments $u_i w$ and $v_i w$ with $w \in V_i^+ \cup V_i^-$ are disjoint from the central edge. On the other hand, every segment with one endpoint in $\{u_i, v_i\}$ and one endpoint on the central edge is disjoint from one of the long edges. Thus, inserting m segments for some $m > \frac{1}{c} - 5$ yields a maximal thrackle T_b with edge-vertex ratio $\varepsilon(T_b) = \frac{7+m}{10+2m} < \frac{1}{2} + c$. \square

3. TOPOLOGICAL THRACKLES OF ARBITRARILY SMALL EDGE-VERTEX RATIO

In this section, we show that the edge-vertex ratio of a maximal thrackle in the topological setting may be arbitrarily small, unless isolated vertices are forbidden.

Theorem 2. *For every $c > 0$, there are infinitely many maximal thrackles T' with $\varepsilon(T') < c$.*

Proof. Consider the thrackle T of a simple cycle on six vertex depicted in Figure 3. By adding a large enough number of isolated vertices into the central triangular face f_0 of T , we obtain a thrackle T' with edge-vertex ratio smaller than c . To prove the claim, it remains to show that T' is maximal. Towards a contradiction, assume that it is possible to insert an edge uv into T' such that the resulting graph is still a thrackle. Our plan is to show that uv is self-intersecting or intersects one of the edges of T twice, which yields the desired contradiction. To this end, we explore the drawing of e , going from u to v .

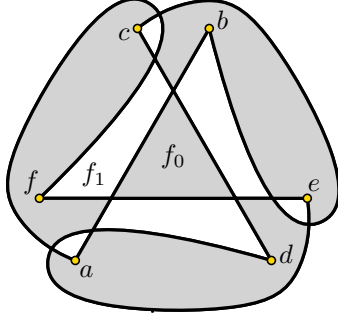
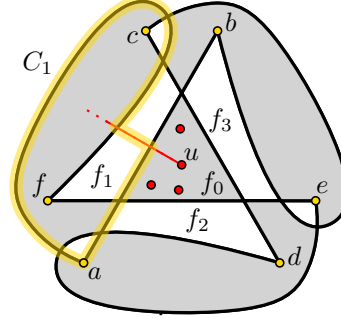
FIGURE 3. The thrackle T .

FIGURE 4. Case 1 in Theorem 2.

We distinguish three cases, depending on how many of the vertices u, v are isolated vertices of T' .

Case 1: Both u and v are isolated vertices of T' . To begin with, the edge uv has to leave f_0 and, by symmetry, we may assume that it does so by intersecting ab . The thereby entered face f_1 has degree four. Consequently, there are three options for uv to proceed.

First, assume that uv leaves f_1 by intersecting the edge af , as depicted in Figure 4. By planarity, in order to reach v , the edge uv has to intersect the closed curve C_1 formed by parts of ab and af , and the part of uv that intersects f_1 . This implies that uv intersects itself, or it intersects ab or af at least twice, which yields the desired contradiction.

It follows that uv leaves f_1 via cd or ef . This implies that leaving f_0 via f_1 already requires crossings with two of the three segments ab, cd , and ef that bound f_0 . However, traversing e in reverse, that is, going from v to u , requires us to leave f_0 via one of the other adjacent faces f_2 and f_3 . By symmetry, this requires two additional crossings with the segments ab, cd , and ef . Consequently, one of these segments is crossed at least twice, which again yields a contradiction.

Altogether, this shows that it is not possible to add an edge between two isolated vertices of T' .

Case 2: Precisely one of u and v is isolated in T' . Without loss of generality, we may assume that u is the isolated endpoint of uv . As in the previous case, we

may assume that uv leaves f_0 via ab and enters f_1 . Given that uv has to intersect the edge de (among others), it has to leave f_1 (by passing through af , ef , or cd).

The case that f_1 is left via af can be excluded by planarity: since uv has to intersect de , it has to intersect the closed curve C_1 , as defined in Case 1; refer to Figure 4. Note that this holds true even if uv intersects the short piece of de located in the interior of C_1 , since de can only be intersected once. Consequently, uv intersects itself, or it intersects ab or af at least twice, which yields the desired contradiction.

It remains to consider the cases that uv leaves f_1 via cd or ef , respectively. First, consider the former case, for an illustration refer to Figure 5. Given that uv has already intersected ab and cd , it follows that $v \in \{e, f\}$. By planarity, it is not possible that $v = f$, since this would imply that uv has to intersect the closed curve C_2 , which is composed of parts of the already intersected edges ab and cd and the edge af , which is incident to f . It follows that $v = e$. At some point, the edge uv intersects the edge af in its interior and, thereby, enters the region interior to C_2 that does not contain e . However, the edges bounding C_2 have now all been intersected and, hence, it is no longer possible to reach e .

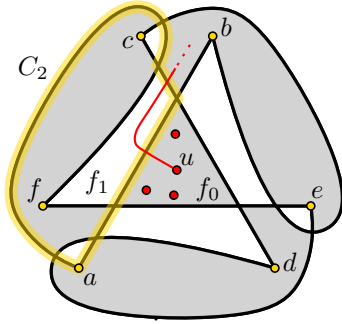


FIGURE 5. Case 2 in Theorem 2.

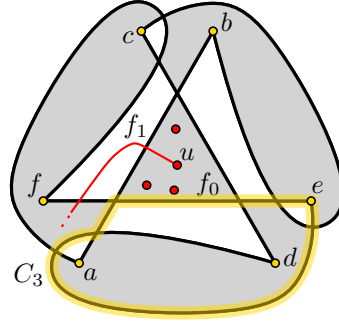


FIGURE 6. Case 2 in Theorem 2.

It follows that uv does not actually leave f_1 via cd and instead intersects ef , for an illustration see Figure 6. This case can be handled very similarly to the previous one: since ab and ef are already intersected, it follows that $v \in \{c, d\}$. We have $v \neq d$, since d is enclosed by a closed curve C_3 composed of parts of edges ab and ef , which have already been intersected, and the edge de , which is incident to d . On the other hand, if $v = c$, the edge uv has to intersect the edge de in its interior and, thereby, enters the region interior to C_3 . However, the edges bounding C_3 have now all been intersected and, hence, it is no longer possible to reach c .

Overall, we obtain a contradiction, and it follows that we are actually in Case 3, to be considered next.

Case 3: Both u and v belong to T . Note that this implies that $T + uv$ is a counterexample to Conway's conjecture. We obtain a contradiction, as it was established in the master's thesis by Pammer [18] that Conway's conjecture holds for $n \leq 12$.

For the sake of self-containment, we include an independent direct proof: The edge uv is a chord of T . Consequently, the distance between u and v along T cannot be 3, as otherwise the thrackle $T + uv$ contains a thrackle of a cycle on four vertices

as a subdrawing. It follows that the distance of u and v along T is 2. By symmetry, it suffices to consider two cases, namely $\{u, v\} = \{d, f\}$ and $\{u, v\} = \{a, e\}$, refer to Figures 7 and 8, respectively.

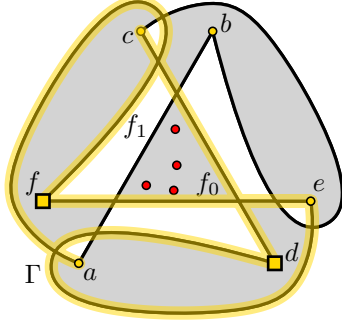


FIGURE 7. $\{u, v\} = \{d, f\}$.

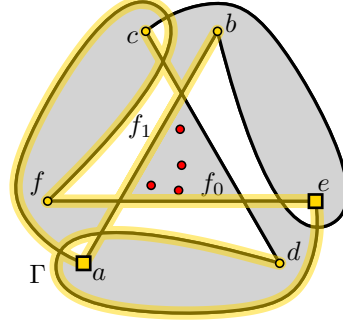


FIGURE 8. $\{u, v\} = \{a, e\}$.

Consider the subdrawing Γ of T formed by the edges that are incident to u and v . The edge uv has to be drawn in the unique face f_{uv} of Γ that is incident to both u and v . If $\{u, v\} = \{d, f\}$, the part of the edge bc that passes through f_{uv} is a chord of f_{uv} that does not separate u and v . Hence, the edge uv cannot possibly intersect bc precisely once. Similarly, if $\{u, v\} = \{a, e\}$, the part of the edge cd that passes through f_{uv} is a chord of f_{uv} that does not separate u and v . Hence, the edge uv cannot possibly intersect cd precisely once. Hence, in both cases we obtain a contradiction to the assumption that $T + uv$ is a thackle.

This concludes the final case. Altogether, we have shown that T' is indeed maximal, which proves the claim. \square

4. TOPOLOGICAL THRACKLES WITHOUT ISOLATED VERTICES

In this section, we investigate maximal thackles without isolated vertices, such that the edge-vertex ratio is strictly smaller than 1. An example of such a thackle, depicted in Figure 9, was presented by Kynčl [11] in the context of good drawings, i.e., drawings in which every two edges intersect at most once.



FIGURE 9. Kynčl's example K .

Proposition 1. *Kynčl's example K is a maximal thackle.*

Proof. We label the vertices of K as depicted in Figure 9. K is a thackle, because the two edges incident to vertex a cross the two edges incident to vertex x exactly once; and the remaining pairs of edges are incident to a common vertex, namely a or x . Now, we argue that K is maximal. Suppose for a contradiction that there exists an edge e such that $K \cup e$ is a thackle. As Kynčl already pointed out, an edge from a to x must introduce new crossings, since they don't share a common

face. However, every edge of K is incident to either a or x , thus no edge is allowed to be crossed. Consequently, there is no way to draw an edge $e = ax$ such that the drawing remains a thrackle. An edge from a to y has to intersect exactly the edge xz . In particular, an edge starting from y and leaving the face via xz ends in a face that is not incident to a ; a contradiction. By symmetry of K , it is impossible to insert any of the other edges. \triangleleft

Note that the edge-vertex ratio of Kynčl's example is $\frac{4}{6} = \frac{2}{3}$. To date, we know of no maximal thrackle without isolated vertices that has a lower edge-vertex ratio, with the exception of $K_{1,1}$. In the following we present an infinite family of thrackles with a low edge-vertex ratio.

Theorem 3. *There exists an infinite family of thrackles \mathcal{F} without isolated vertices, such that for all $T \in \mathcal{F}$ it holds that $\varepsilon(T) = \frac{5}{6}$.*

Proof. We first give a high-level overview of the proof strategy. We start our construction with a star-shaped thrackle T of the cycle C_{2n+1} , for some $n \geq 2$, as depicted in Figure 10 for $n = 4$. In the first step, we duplicate every vertex and edge of T in a certain way. This results in a thrackle drawing T_1 of the cycle C_{4n+2} . Then we apply another vertex/edge duplication step that consists of adding Kynčl's example to each edge, by this obtaining a thrackle T_2 . Finally, we show that if T_2 wasn't maximal, we could reroute an additional edge in T_2 to start from vertices of T_1 . Therefore, the maximality of T_1 implies the maximality of T_2 .

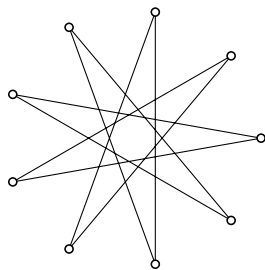


FIGURE 10. Star-shaped thrackle T .

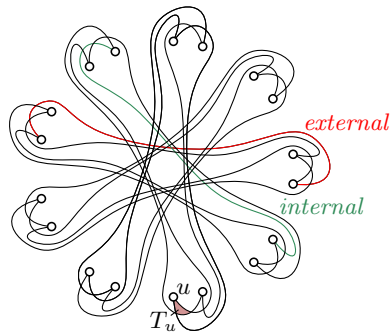


FIGURE 11. The blown up star-shaped thrackle T_1 : An external edge is highlighted in red and an internal edge in green. Moreover, a triangular region T_u at vertex u is illustrated.

Now, we define T_1 precisely. To this end, we choose an orientation of C_{2n+1} and consider three consecutive vertices u, v , and w of C_{2n+1} . We replace every vertex v of T by two vertices v_1 and v_2 very close to v and on opposite sides of the cycle C_{2n+1} , such that the *first copies* u_1 and v_1 lie in the outer face of T while the *second copies* u_2 and v_2 lie in interior faces of T . Every directed edge uv of T is replaced by the edges u_1v_2 and u_2v_1 , which are routed in a thin *tunnel* around uv in the following way, see Figure 12 for an illustration: The edge starting at u_1 goes along uv without crossing it, surrounds v_1 , and then crosses the edge vw of T to connect to v_2 . Analogously, the edge starting at u_2 goes along uv , surrounds v_2 , and

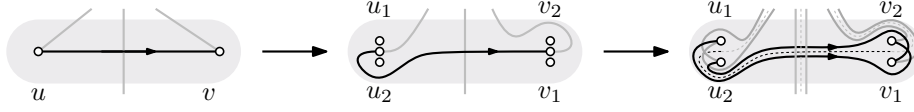


FIGURE 12. Step 1: Duplicating the vertices and edges. The tunnel of uv is depicted grey-shaded. For convenience we slightly bend the edges of T before duplicating. In the right figure, the original cycle is indicated with dotted lines.

then crosses the edge vw of T as well as u_1v_2 to connect to v_1 . The edges emanating from v_1 and v_2 are drawn analogously and hence intersect the edges u_1v_2 and u_2v_1 , respectively. We will denote edges like u_1v_2 , going from a first to a second copy of vertices in T as *external* edges, since these edges are the ones that are incident to the outer face of the drawing. The other edges of T_1 , edges like u_2v_1 , going from a second copy of a vertex in T to a first copy, will be called *internal* edges.

The result T_1 is a drawing of the cycle C_{4n+2} ; a drawing for $n = 4$ is depicted in Figure 11. We next show that every pair of edges e, e' in T_1 intersects and hence T_1 is a thrackle.

Lemma 1. T_1 is a thrackle.

Proof. Denote with e_o and e'_o the edges in T from which e and e' , respectively, originated. We distinguish the following cases:

Case 1: $e_o = e'_o$. This is directly handled by construction, since the two new edges replacing one edge cross.

Case 2: e_o and e'_o share exactly one vertex v . If e and e' share a vertex, then they intersect at that vertex and by construction, they have no further intersection. If e and e' share no vertex, assume without loss of generality that e_o is before e'_o along C_{2n+1} . Then e intersects e' in the tunnel of e_o when it goes around the non-incident copy of v .

Case 3: e_o and e'_o share no vertex. In this case, the tunnels of e_o and e'_o cross. Hence e and e' cross as well.

Altogether, this shows that T_1 is a thrackle. \triangleleft

Moreover, we claim that it is maximal.

Proposition 2. The thrackle T_1 of C_{4n+2} is maximal.

Proof. To show maximality, assume for a contradiction that it is possible to insert an edge $e = st$ in T_1 that intersects each edge of T_1 exactly once. As before, we consider C_{4n+2} with an orientation. Let s_o and t_o denote the vertices in T from which s and t originated, respectively. We distinguish four cases depending on the relation of s_o and t_o :

In **Case 1**, it holds that $s_o = t_o$, that is, $\{s, t\} = \{w_1, w_2\}$ are the two duplicates of a vertex $w := s_o$ in T . Consider the three vertices u, v , and w in T that are consecutive in this order as well as their duplicates in T_1 . The edge $e = w_1w_2$ must not cross any edge incident to w_1 or w_2 and it has to cross all other edges exactly once. Hence, e has to start and end in the unique face C incident to both w_1 and w_2 , as otherwise it is locked in a triangular face of which it must not cross any boundary edge; see Figure 13. On the other hand, consider an edge a that is not incident to any w_i nor v_i ; a crosses the edges v_1w_2 and v_2w_1 consecutively in interior points. Note that e crosses the boundary of the region R defined by parts

of a , v_1w_2 and v_2w_1 as illustrated in Figure 13, an even number of times since it contains C . However, e may only intersect the boundary at a ; a contradiction.

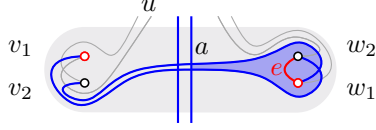


FIGURE 13. Illustration of Case 1 of Proposition 2.

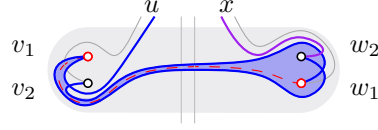


FIGURE 14. Illustration of Case 2 of Proposition 2.

In **Case 2**, the vertices s_o and t_o share an edge in T , that is, $\{s, t\} = \{v_i, w_i\}$ for some $i \in \{1, 2\}$ and some directed edge vw of T . Let j fulfill $\{i, j\} = \{1, 2\}$. Let u and x be the vertices preceding v and succeeding w , respectively, in T and consider the duplicates of u, v, w , and x in T_1 . Note that w_i lies in the interior of a closed region R bounded by parts of the edges v_1w_2 , v_2w_1 and v_iu_j ; see Figure 14 for an illustration of $i = 1$. As all those edges are incident to one of the endpoints of e , e is completely contained in R . Moreover, e must cross the edge w_jx_i and hence enter the triangular face incident to w_j . However, w_jx_i is the only edge of this face that e is allowed to cross, a contradiction to the existence of e .

In **Case 3** and **Case 4**, it holds that s_o and t_o have distance at least two in T . Therefore, the two edges of s cross the two edges of t in interior points. For every oriented edge of T_1 , we define its *lower part* as the section from its start vertex to the first (interior) intersection point with any edge incident to s or t ; note that for an edge incident to s the lower part is the section from its start vertex to the first (interior) intersection point with any edge incident to t . Likewise, we define the *upper part* as the section from the last (interior) intersection point with any edge incident to s or t to its end vertex. The section of an edge between the lower and upper part is called its *middle part*.

In **Case 3**, one of s or t is a first copy of some vertex v in T . We assume that $s = v_1$ and we denote the second copy of v by v_2 . Let u and w be the vertices preceding and succeeding v , respectively, in T and consider their duplicates in T_1 . Note that $s = v_1$ is contained in the region R_1 bounded by the upper parts of the edges u_2v_1 , $a_1 := u_1v_2$ and one of the edges incident to t , say e_t , as illustrated in Figure 15. Since the edges incident to $s = v_1$ and t cannot be intersected again,

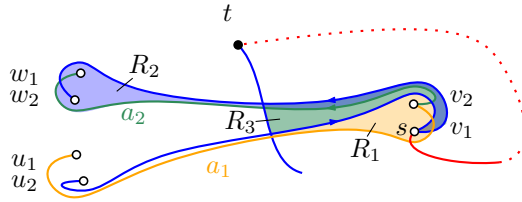


FIGURE 15. Illustration of Case 3 of Proposition 2.

the edge e leaves the region R_1 via a_1 . Now consider the edge $a_2 := v_2w_1$ and the region R_2 formed by a tiny section of u_2v_1 , the edge v_1w_2 and the section of a_2 not contained in R_1 . We show that it is impossible for e to intersect a_2 exactly once. First note that a_2 is covered by R_1 and R_2 . When e intersects a_2 within R_1 ,

it must intersect a_1 at least twice; a contradiction. Moreover, R_2 is not incident to t and its boundary can only be crossed via a_2 , which implies e has to enter it directly at s . Then e is locked in the (blue-green) region R_3 bounded by parts of its incident edges v_1w_2 and u_2v_1 , as well as e_t though, that does not contain t ; a contradiction. This finishes the proof of this case.

In **Case 4**, both vertices s and t are a second copy of vertices u and v of T , respectively. Therefore, we set $s := u_2$ and $t := v_2$. We may assume that the distance from s_o to t_o is odd in (the directed) T ; otherwise we exchange the labels of s and t . Let u^1 be the successor of u in T , and u_1^1, u_2^1 the two copies of u^1 in T_1 . Likewise, we denote the i th successor of u in T by u^i and its T_1 copies u_1^i, u_2^i . We show that e intersects the edge $a := u_1^1u_2^1$ in its upper part: Clearly, e intersects the boundary of every region, that does neither contain s nor t , an even number of times. Consider the region R formed by the lower and middle part of a and middle and upper part of $su_1^1 = u_2u_1^1$, together with a section of the incoming edge of $t = v_2$. For an illustration consider Figure 16. Since R is not incident to s nor

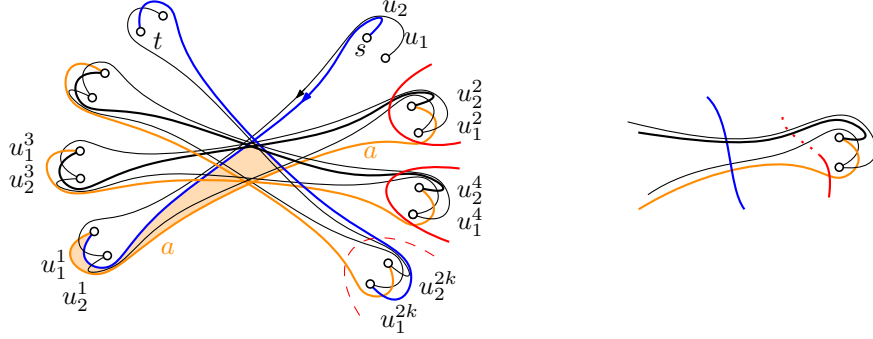


FIGURE 16. Illustration of Case 4 of Proposition 2.

to t , e crosses the boundary of R an even number of times. Since e may cross the boundary of R only via the section of a ; it does not intersect R . Hence, e intersects a in its upper part.

The just considered edge a is incident to u_2^2 . Note that for every other edge b incident to u_1^2 or u_2^2 , the parts of a and b incident to u_1^2 or u_2^2 , and sections of edges incident to s or t form regions R_b that are incident to exactly the vertices u_1^2 and u_2^2 . Clearly, the edge e may intersect the boundary of R only at a or b . Consequently, since e intersects a in its upper part, b is also intersected in the part incident to u_1^2 or u_2^2 . Thus, for u_1^2 and u_2^2 , all incident edges are intersected in their parts containing these vertices, upper or lower part depending on the orientation of b .

Recall that the distance from s_o to t_o is odd in T . Therefore, for some k it holds that $u_2^{2k+1} = t$. Considering u^{2i-1} and u^{2i} (for all $i = 1, \dots, k$) instead of u^1 and u^2 , it follows that e intersects the edges incident to u_1^{2i} and u_2^{2i} in the parts incident to these vertices. This implies that the edge $u_1^{2k}u_2^{2k+1}$ is intersected in its lower part and incident to $u_2^{2k+1} = t$; a contradiction. \triangleleft

Kynčl belt construction. For the next step, we introduce the *Kynčl belt construction*, which is applied to T_1 in order to obtain a drawing T_2 . We will show that T_2 is a maximal thrackle with edge-vertex-ratio of $\frac{5}{6}$.

The Kynčl belt construction creates a copy K_e of Kynčl's example for each edge e of T_1 . The edges of T_1 are preserved and the Kynčl copy K_e created for an edge e of T_1 is drawn very close to e and interlaced with e and its incident edges, in order to ensure that the edges of K_e intersect with all edges of T_1 (and T_2). For an illustration consider Figure 17.

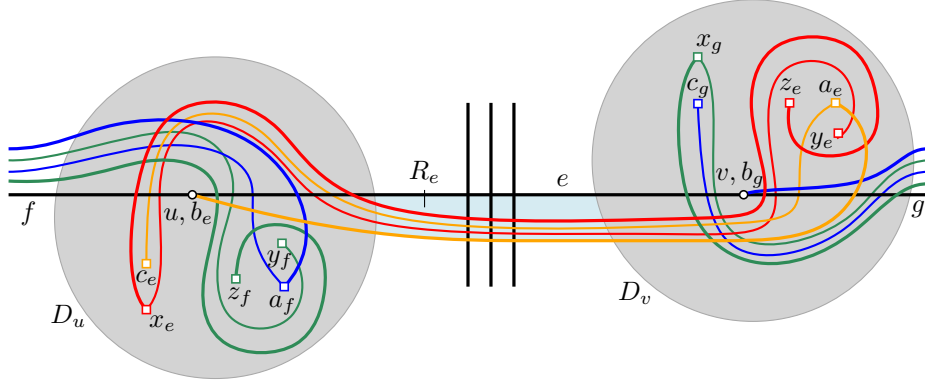


FIGURE 17. Kynčl belt construction, the original edges (thick) are preserved.

Precisely, the construction works as follows: for each vertex v of T_1 there exists a small disk D_v containing v such that the intersection of D_v with T_1 is a simple curve consisting of parts of the two edges incident to v . In particular, the disk D_v is disjoint from all edges that are not incident to v . We refer to D_v as the *vicinity* of v . We choose the vertex vicinities small enough such that they are pairwise disjoint.

As in the previous step, we consider the edges of T_1 to be directed. However, in contrast to the previous step, the construction is not symmetric and it will be useful to fix a specific orientation of the cycle; we use the orientation inherited from T_1 as in Figure 12. It follows that external edges are oriented from a first copy of a vertex in T to a second copy, whereas internal edges are oriented from a second copy to a first copy.

Consider an internal edge $e = uv$ of T_1 and let f and g denote the edges that precede and succeed e along T_1 , respectively. The vertices of the Kynčl copy K_e created for e are denoted by a_e, b_e, c_e and x_e, y_e, z_e , where i_e corresponds to its pendant $i \in \{a, b, c, x, y, z\}$ of Kynčl's example illustrated in Figure 9. The vertices a_e, y_e , and z_e are placed in D_v , to the left side of the directed path eg , while the vertices c_e and x_e are placed in D_u , to the right side of the directed path fe . Finally, the vertex b_e is identified with u .

All intersections between the edges of K_e are placed inside D_v as illustrated in Figure 17. All edges of K_e cross g in D_v and then follow the edge e closely in order to reach D_u . In particular, we draw the edges close enough to e such that they are disjoint from all vertex vicinities except for D_v and D_u . Note that in this way, the edges pass through all edges of $E(T_1) \setminus \{f, e, g\}$. Finally, inside D_u , the edges of K_e that are non-incident to b_e cross e and then f .

This construction is repeated for all internal edges and hence for every second edge of T_1 ; recall that T_1 is a cycle of even length. For the external edges of T_1 , we proceed analogously, except for the fact that we use a reflected version of Kynčl's

example and we exchange the roles of the two sides of the directed paths eg and fe inside the disks D_u and D_v , as illustrated in Figure 17. This ensures three facts:

Firstly, each edge e' of K_e crosses each edge of K_f (and K_g) precisely once. Additionally, the edges of the remaining Kynčl copies are intersected by the part of e' that is disjoint from D_u and D_v . This shows that T_2 is indeed a thrackle.

Secondly, every new vertex lies in some vicinity D_u and on a specific side of the cycle T_1 , namely inside the small triangular region T_u next to vertex u in T_1 (see Figure 11). This is ensured by the fact that vertices are added to the right of the directed cycle at second copies of vertices in T_1 (such as u in Figure 17) and to the left of first copies (such as v in Figure 17).

Thirdly, for each edge of T_1 , we have added four new edges and five new vertices. Consequently, the edge-vertex-ratio is $\frac{5}{6}$.

It remains to prove that T_2 is a maximal thrackle. Therefore, we assume by contradiction that there exists a new edge s that can be introduced into T_2 such that $T_2 \cup s$ is a thrackle. To arrive at a contradiction, we show a handful of properties of s .

To do so, we will refer to $B_e := E(K_e) \cup \{e\}$ as the *edge bundle of e* ; the name is inspired by the fact that these edges run in parallel close to each other, when outside of D_u or D_v . The *region R_e* of this bundle is the region of $T_2 \setminus (D_u \cup D_v)$ that is enclosed by its outer edges e and $a_e b_e$, see Figure 17.

Lemma 2. *Let $e = uv$ be an edge of T_1 . Suppose that the new edge s intersects at least one, but not all of the edges of B_e in R_e . Then we may locally reroute $s \cap R_e$ such that each intersection of s with an edge of B_e lies inside D_u or D_v .*

Proof. We iteratively move the intersections of $s \cap B_e$ from R_e towards $D_u \cup D_v$.

To move one crossing, consider a maximal connected subset s' of $s \cap R_e$ that contains a crossing of s with an edge of B_e . At least one endpoint p of s' belongs to $\partial D_v \cup \partial D_u$ since otherwise s' intersects all edges of B_e inside R_e , which contradicts the preconditions of the Lemma. Assume that $p \in \partial D_v$, the case that $p \in \partial D_u$ can be handled analogously. Let p' be the first crossing of s with an edge $e' \in B_e$ when traversing s' from p towards its other endpoint.

We reroute s as follows: We remove the piece of s' that connects p with p' . Instead of crossing e' at p' , we follow e' closely towards D_v . In D_v , we immediately cross e' in order to reach p . This redrawing is still a thrackle: clearly, an edge of $E(T_2) \setminus B_e$ intersects the redrawing of s' if and only if it intersects its unmodified version. Moreover, the rerouting cannot lead to self-intersection along s since the unmodified drawing of s crosses e' only once.

The claim follows by iterating the above procedure. \triangleleft

The rerouting steps only affect regions of edge bundles. Hence, once a crossing has been moved to a vertex vicinity, further rerouting steps cannot remove this crossing from its vicinity. Consequently, for each edge e of T_1 , we may assume from now on that either all of, or none of the intersections of s with B_e lie outside of vertex vicinities.

Lemma 3. *Let $e = uv$ be an edge of T_1 . If the edge s crosses all edges of B_e inside $D_u \cup D_v$, then we can locally reroute s such that it does not intersect R_e .*

Proof. If s intersects all edges of B_e inside $D_u \cup D_v$, then s cannot cross any edge of B_e in R_e . In particular, s does not intersect the boundary edges of R_e , namely

e and $a_e b_e$. Let s' be a section of s inside R_e between two consecutive intersections with $\partial D_u \cup \partial D_v$. We distinguish two cases to modify s :

First, we consider the case that s' enters and leaves R_e via D_u (or D_v). Note that s' crosses no edge e' inside R_e ; otherwise s' would have to cross e' twice (since every edge of T_2 that is not in B_e and intersects R_e also crosses R_e). We replace s' by a segment connecting its endpoints. (If this introduces self-intersections of s , we apply the usual modification for removing multiple edge crossings.) Note that this does not introduce new crossings, since every edge that is intersected by such a segment had to be crossed within R_e if it leaves D_u in between the two endpoints of s' .

Second, we consider the case that s' enters R_e via D_u and leaves via D_v . Note that s contains at most one such s' and that by the first case, we can assume that s does not leave and enter D_u or D_v within R_e . Let f and g denote the preceding and succeeding edge of e in T_1 as in Figure 17. By construction of T_2 , s' crosses all edges of T_2 in R_e except for the edges in B_f , B_e , and B_g .

Now consider the part s_v of s that is the continuation of s' after leaving R_e into D_v . The part s_v either intersects $x_g z_g$, or it crosses e or $a_e b_e$ directly after entering D_v ; see again Figure 17. In the latter case, similarly to the proof of Lemma 2, we can reroute s to have all those intersections with B_e just before leaving D_u and then follow B_e close to but outside of R_e to D_v , which proves the claim. Hence it remains to consider the case when s_v intersects $x_g z_g$ inside D_v .

Our next goal is to show that s has one vertex in D_u . To this end, we will first argue that s has a vertex in $D_u \cup D_r$. Consider the part s_u of s before entering R_e from D_u , that is, the part of s before s' . Let r ($\neq u$) denote the vertex of T_1 such that u and r are copies of the same vertex of T . We will distinguish two cases regarding whether u is a first or a second copy:

If u is a first copy, s_u cannot leave the region R_u bounded by parts of the two edges of T_1 incident to r , and part of any edge h non-incident to u and r , as depicted in Figure 18 (left). This follows from the fact that h and the incident edges of r are crossed in R_e and thus cannot be crossed to exit R_u . (Note that h exists, since $n \geq 2$.) It follows that s has a vertex in $D_u \cup D_r$, as claimed.




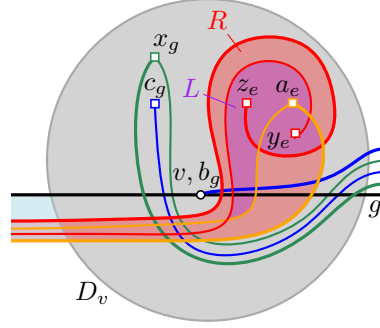
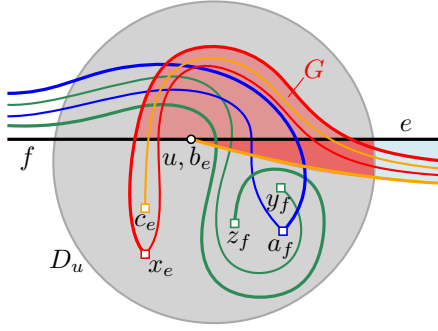
FIGURE 18. Region s is trapped in after leaving R_e on the side of D_u

It remains to consider the case that u is a second copy. In this case, the edge e is internal. Consider the region R'_u bounded by parts of f , parts of the edges incident to r , and part of any edge h non-incident to u and r ; see Figure 18 (right). Then s_u can only leave R'_u by intersecting the external edge f and in order to do so, it has to intersect the whole bundle B_f . As a consequence, s_u enters the outer face and, consequently, it has to cross another full edge bundle B_j to reach a vertex, see Figure 11. All edge bundles other than B_f , B_e , and B_g are crossed fully in R_e . By assumption, the edge $x_g z_g$ of B_g is already crossed in D_v . It follows that $B_j = B_e$. However, since e is internal, the bundle B_e is not incident to the outer face, which

implies that s_u is trapped in the outer face. Therefore, s_u it cannot leave R'_u . So again, it follows that s has a vertex in $D_u \cup D_r$.

Hence, independent of whether u is a first or a second copy, s has a vertex in $D_u \cup D_r$. As in both cases, every edge incident to a vertex in D_r is already crossed, one vertex of s lies in D_u .

Next, we show that $u \notin s$. Suppose by contradiction that $u \in s$. Then s is adjacent to $a_e b_e$ and e . Moreover, in order to enter R_e , s starts to the right of u between e and $a_e b_e$ and hence intersects all edges of B_f before entering R_e ; see the part of the red-shaded region in Figure 19 below e or Figure 23 (right). Now consider the continuation of s after entering D_v . Note that s cannot end at v since s intersects e already. Hence, s must leave the region in D_v that is bounded by $a_e b_e$, e , and $a_g b_g$ in order to reach another vertex; see Figure 20. Since s intersects $a_e b_e$ and e already, it must leave the region via $a_g b_g$. By doing so, s crosses all edges in B_g . Consequently, all edges of T_2 not in B_e are intersected and the other vertex of s must belong to B_e . However, this contradicts to the maximality of Kynčl's example, namely Proposition 1. Therefore, we can conclude that s has an endpoint in D_u that is different from u .



s

FIGURE 19. Regions to enter R_e ; rerouting.

FIGURE 20. Region to leave R_e .

Since s is not incident to u , the edge s enters R_e by intersecting exactly one of the edges e or $a_e b_e$ in D_u . We consider the region G bounded by parts of f , $a_e b_e$, $x_e z_e$, e , and the boundary of D_u ; see Figure 19. If s does not enter G (for the last time) via f , then we reroute s as follows: If s enters G for the last time via $x_e z_e \cup e$, we follow $x_e z_e \cup e$ closely outside G towards R_e , along R_e and cross the appropriate set of edges of B_e shortly after entering D_v . Otherwise, if s enters G for the last time via $a_e b_e$, we follow $a_e b_e$ closely outside G towards R_e , along R_e and cross the appropriate set of edges of B_e shortly after entering D_v . Note that this leaves the set of crossed edges (in particular, the crossed edges of B_f) unchanged.

It remains to consider the case that s enters G (for the last time) via f . This implies that s intersects e in D_u , but not $a_e b_e$. Moreover, s intersects all edges of B_f in G ; consequently, s starts at x_e or c_e . Therefore, s cannot end at a_e , y_e , z_e by the maximality of Kynčl's example shown in Proposition 1. Note also that in R_e , s' cannot lie between e and $x_e z_e$, as otherwise e and $x_e z_e$, as well as all edges of B_g and B_f are crossed, implying that s has to end in B_e . This is a contradiction to

the maximality of Kynčl's example (Proposition 1). Consequently, s enters D_v in the region R in D_v bounded by $a_e b_e$ and $x_e z_e$, as illustrated in Figure 20.

Moreover, the region L formed by the faces of K_e incident to a_e, y_e , and z_e (see Figure 20) is not intersected by s : Since s must cross one of $a_e b_e$ and $x_e z_e$ when leaving R , at most one of them can be crossed in L . Moreover, since s is incident to c_e or x_e , at most one of $x_e y_e$ and $a_e c_e$ can be crossed in L . If both faces of L are intersected by s , s crosses three of the four edges which yields a contradiction. If s intersects only one face of L , then this is either both of $a_e b_e$ and $x_e z_e$ or both of $x_e y_e$ and $a_e c_e$; a contradiction. Consequently, s does not intersect L .

This last fact implies that s crosses precisely one of $a_e b_e$ or $x_e z_e$ in D_v , namely in order to leave R (note that it is not possible for s to re-enter R later on). Since s does not intersect $a_e b_e$ in D_u , it follows that s leaves R via $a_e b_e$ in D_v and, consequently, it intersects $x_e z_e$ in D_u .

Case 1: If s starts at c_e , it cannot intersect $x_e z_e$ in G as otherwise it travels within the top part of R_e . Thus, s starts in c_e , intersects $x_e z_e$ and then enters G (for the last time) via f . We claim that it is impossible for s to intersect $x_e y_e$. To this end, we consider two cases regarding the order in which $x_e y_e$ and $x_e z_e$ are intersected: If s intersects $x_e y_e$ after $x_e z_e$ then it is trapped in the region formed by the parts of s , $x_e z_e$, $x_e y_e$, $a_e c_e$ or it intersects L ; see top of Figure 21. In both cases, we obtain a contradiction.

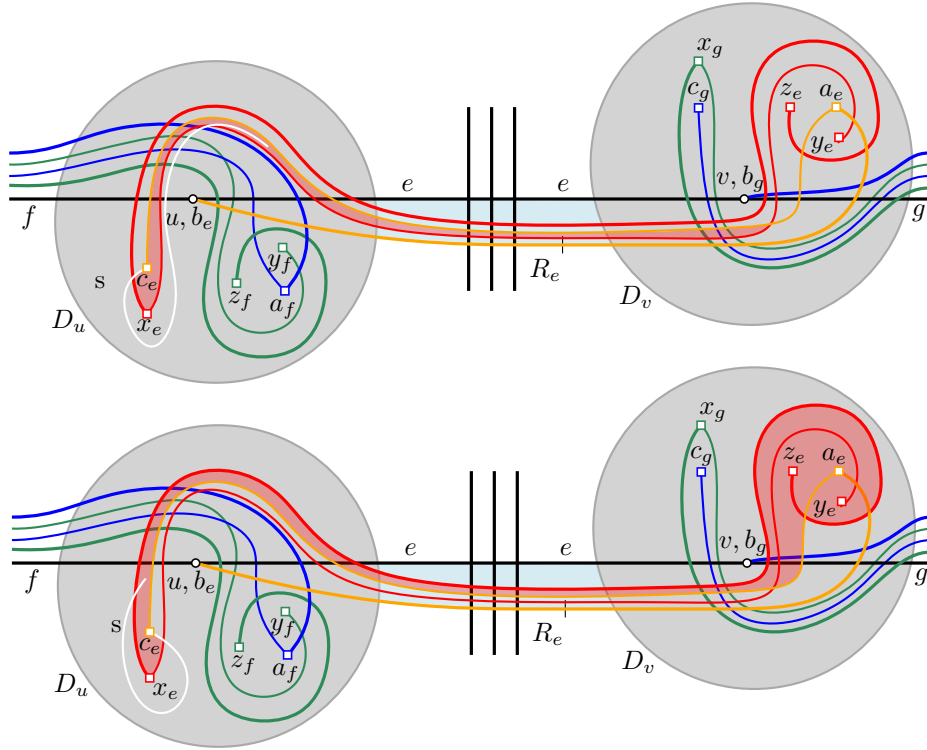


FIGURE 21. The two possibilities for s to start at c_e .

It remains to consider the case that s intersects $x_e y_e$ before $x_e z_e$. In this case, s is trapped in the region formed by the parts of s , $x_e y_e$, $x_e z_e$, $a_e c_e$; see bottom of Figure 21. Again, we obtain a contradiction and so s cannot be incident to c_e .

Case 2: If s starts at x_e , then it is impossible for s' to be between $x_e y_e$ and $x_e z_e$ in R_e , since otherwise it is forced to intersect L . It follows that s intersects $a_e c_e$ in D_v . However, this is only possible if s intersects L , which again gives a contradiction.

Altogether, we obtain that s does not enter G via f , which finishes the proof of Lemma 3. \triangleleft

Lemmas 2 and 3 imply the following property:

Property 1. For every vertex u and edge $e = uv$ of T_1 it holds that a new edge s does not enter D_u within a bundle, i.e., $s \cap R_e \cap \partial D_u = \emptyset$.

Lemma 4. Let $f = wu$ be an edge of T_1 . If s intersects any edge of K_f within D_u , then it intersects both the (thick) edges $a_f b_f$ and $x_f z_f$ of K_f , as well as at least one of the (thin) edges $a_f c_f$ and $x_f y_f$ of K_f within D_u , for an illustration refer to Figure 22.

Proof. We refer to $a_f b_f$ and $x_f z_f$ as the *outer edges*, and to $a_f c_f$ and $x_f y_f$ as the *inner edges*. Note that within D_u , the outer edges bound a region R enclosing (parts of) the inner edges; see Figure 22 (left). Since s intersects some edge of K_f in D_u , it has to pass through ∂R . By Property 1, the edge s does not pass through $\partial R \cap \partial D_u$.

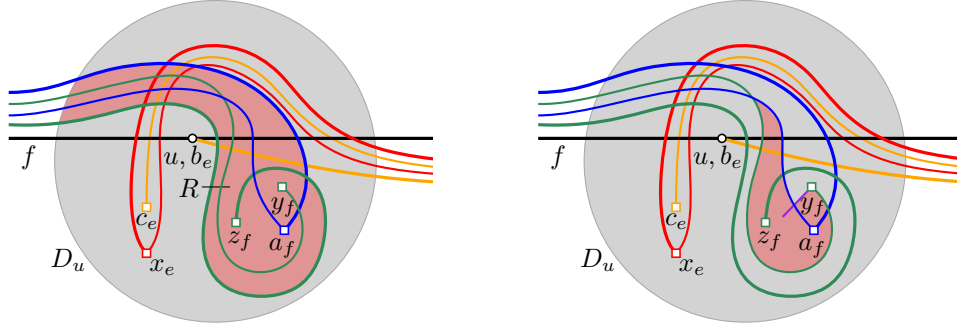


FIGURE 22. Illustration of Lemma 4.

We distinguish several cases regarding the endpoints of s .

Case 1: s does not have an endpoint inside R . Then, s has to intersect the parts of *both* outer edges that bound R . The edge $a_f c_f$ partitions the region R into two parts, where the intersection of ∂R with one of the parts consists exclusively of a part of $a_f b_f$, while the intersection of ∂R with the other part consists exclusively of a part of the outer edge $z_f x_f$. Consequently, the edge s has to pass through $a_f c_f$, which proves the claim.

Case 2: s is incident to a_f . Hence, at this endpoint, it already intersects the outer edge $a_f b_f$ and the inner edge $a_f c_f$. Moreover, in order to leave R , it has to cross the remaining outer edge, which proves the claim.

Case 3: s is incident to z_f . Hence, it is already intersecting the outer edge $z_f x_f$ and in order to leave R , it also has to intersect the other outer edge. This, in turn, is only possible by intersecting the inner edge $a_f c_f$, which proves the claim.

Case 4: s is incident to y_f . Note that y_f is located in a triangular face formed three edges of K_f . The edge s cannot leave this triangular region by passing through the inner edge $a_f c_f$, since otherwise it is trapped in the region bounded by itself and the two inner edges; see Figure 22 (right). Therefore, the edge s has to leave the triangular region via one of the outer edges. Moreover, in order to leave R , it has to pass through the remaining outer edge, which proves the claim. \triangleleft

Lemma 5. *Let $e = uv$ be an edge of T_1 . If s intersects exactly one of the inner edges $a_e c_e$ and $x_e y_e$ of K_e inside D_u , then it also intersects the outer edge $x_e z_e$ inside D_u . For an illustration, consider Figure 23 (left).*

Proof. Consider the region R' defined by the sections of $x_e y_e$ and $x_e z_e$ within D_u and parts of the boundary of D_u . Note that R' encloses the edge $c_e a_e$. To intersect $a_e c_e$ or $x_e y_e$ within D_u , s must intersect R' . Further, by Property 1, s does not enter or leave R' via ∂D_u . Thus, if e is not incident to x_e nor to c_e , then it intersects $\partial R'$ twice via both edges $x_e y_e$ and $x_e z_e$. Likewise, if e is incident to the vertex x_e then e intersects both edges $x_e z_e$ and $x_e y_e$. Otherwise, e is incident to the vertex c_e and must leave R' via $x_e z_e$ to avoid $x_e y_e$. \triangleleft

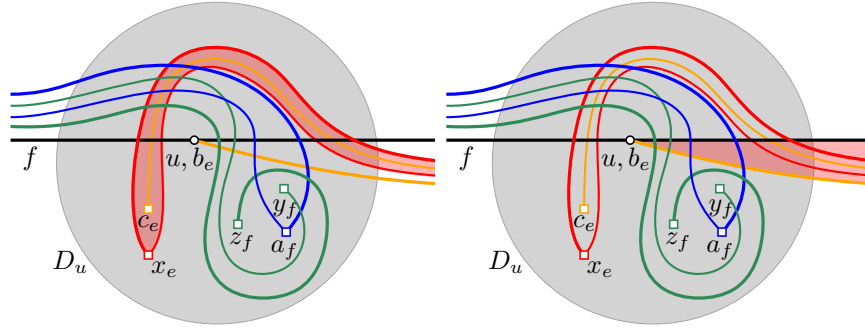


FIGURE 23. Illustration of Lemma 5 and Lemma 6.

Lemma 6. *Let $e = uv$ be an edge of T_1 . Then s intersects either both e and $a_e b_e$ or none of them inside D_u . For an illustration, consider Figure 23 (right).*

Proof. Note that the region R defined by the sections of e and $a_e b_e$ inside D_u and the boundary of D_u is only incident to $u = b_e$. The claim clearly holds if $u \in s$. So suppose that $u \notin s$. Then, the claim follows from Property 1. \triangleleft

Lemma 7. *Let $e = uv$ be an edge of T_1 . If s intersects some edge of B_e in D_u or D_v , it intersects all edges of B_e inside this vicinity.*

Proof. We distinguish three cases regarding the number k of edges of K_e that are intersecting s in D_v .

Case 1: $k = 0$. If at least one edge of K_e is intersecting s in R_e , the claim follows by the assumption that either all edges of B_e are intersecting s in R_e or none (cf. Lemma 2). Otherwise, if no edge of K_e is intersecting s in R_e , the claim follows by Lemma 6.

Case 2: $k = 4$. The claim follows by Lemma 6 and the assumption that either all edges of B_e are intersecting s in R_e or none.

Case 3: $1 \leq k \leq 3$. By Lemma 4 applied to e , we have $k = 3$ and we know the remaining edge is an inner one. By Lemma 2, we may assume s crosses this edge in D_u . Now Lemma 5 implies a contradiction. \triangleleft

Property 2. *Let e and f be two edges of T_1 sharing an endpoint u . If s has one of its endpoints v in $D_u \setminus \{u\}$, it intersects all edges of $B_e \cup B_f$ inside D_u . Moreover, $v \in \{a_f, y_f, z_f\}$.*

Proof. Lemma 7 implies that if s intersects one edge of B_e or B_f inside D_u it intersects all edges of this bundle inside D_u . Clearly, s intersects the bundle that belongs to v ; note that v belongs either to B_e or to B_f , not to both since $v \neq u$. For a contradiction, assume s intersects only one of the bundles B_e or B_f . We disprove this by a short case analysis:

First we consider the case that $v \in \{c_e, x_e\}$. In fact, we show that this case does not occur. As before, let R' be the region defined by the parts of $x_e y_e$ and $x_e z_e$ within D_u and parts of the boundary of D_u ; see Figure 23 (left). Since s intersects all edges of the bundle B_e within D_u , s intersects R' . If s starts at c_e , i.e., strictly inside R' , it intersects only one of the boundary edges incident to x_e ; a contradiction. If s starts at x_e and intersects $a_e c_e$, then s is trapped inside R' . Thus s does not intersect $a_e b_e$.

Second, we consider the case that $v \in \{a_f, y_f, z_f\}$. In this case, s intersects all edges of B_f by Lemma 7. Let the parts of e and f inside D_u partition D_u in a top half (outside T_u) and a bottom half (inside T_u). If no edge of B_e is intersected, since by Property 1, s cannot leave D_u inside the bundle B_f , s can cross f only by crossing all edges of K_f in the top part next to the intersection with f (take the union of the regions in Figure 23 as forbidden region to see this); a contradiction, since $v \in \{a_f, y_f, z_f\}$ lies in the bottom half of D_u . Thus, s also intersects all edges of B_e in D_u . \triangleleft

Now, we come to our final property.

Property 3. *If there exists a new edge s with vertices in T_2 such that $T_2 \cup s$ is a thrackle, then there exists an edge s' such that $T_2 \cup s'$ is a thrackle, the vertices of s' belong to T_1 , and the vertices of s' do not share an edge in T_1 .*

Proof. Let $(U, V) := s$. If both U, V are vertices of T_1 , then the claim is proved. Therefore, we may assume that U does not belong to T_1 . Let u denote the vertex of T_1 such that U is contained in D_u ; likewise, let v denote the vertex of T_1 such that V is contained in D_v .

Case 1: U and V lie in the same vicinity, i.e. $u = v$:

By Property 2, it follows that $V = u$; otherwise $U, V \in \{a_f, y_f, z_f\}$ for some edge f in T_1 incident to u which yields a contradiction to the maximality of the Kynčl example proved in Proposition 1. If $V = u$, then s cannot leave D_u in the top half, since it would have to cross all edges of K_f to do so. Therefore, both ends of s leave D_u inside the triangular region T_u of u (see Figure 11). T_u is bounded by e, f and another edge, say l . The only way to leave T_u would be for both ends to cross l . This implies a contradiction.

Case 2: $u \neq v$ share an edge in T_1 :

Remember $U \neq u$. If $V \neq v$, then by Property 2, s intersects all edges of B_e in both D_u and D_v ; a contradiction. Similarly, if $V = v$, then s intersects all edges of B_e in D_u and $e = uv = uV$ in D_v ; a contradiction.

Case 3: There is no edge incident to u and v :

We use the fact that s intersects all edges present in D_u (by Property 2) to reroute s inside D_u . As before, let the sections of e and f inside D_u partition D_u in its top and bottom half.

Let w_1, w_2, \dots, w_k denote the sequence of intersections of s with ∂D_u , where w_1 is closest to V on s . Since the vertex U of s is inside D_u , k is an odd integer. Moreover, no section $w_{2i-1}w_{2i}$ (inside D_u) connects the top and bottom half: Suppose it does. Then $w_{2i-1}w_{2i}$ intersects all edges of B_e or B_f . By Property 2, we know that $U \in \{a_f, y_f, z_f\}$ and hence $w_{2i-1}w_{2i}$ intersects all edges of B_e . However, then no section of s can enter D_u outside R_f , intersect f and end at $U \in \{a_f, y_f, z_f\}$, similarly to the second case in Property 2.

Consequently, $w_1w_2, \dots, w_{k-2}w_{k-1}$ form pairs contained in the top or bottom part that are additionally nested since s has no self-intersections. We replace the sections $w_{2i-1}w_{2i}$ of s by curves close to the boundary of D_U such that no edge of D_u is intersected.

The last part w_kU we reroute as follows, see also Figure 24: If w_k is contained in the top half of D_u , we replace the part of s inside D_u by a straight line segment that connects u and $\partial D_u \cap s$; note that this segment intersects all edges in D_u . If w_k is contained in the bottom half of D_u , we replace w_kU inside D_u with a curve from u to $\partial D_u \cap s$ as illustrated; note that this curve intersects all edges of D_u .

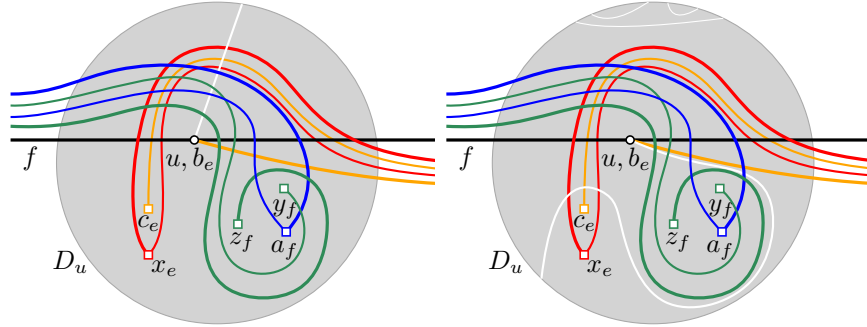


FIGURE 24. Illustration of Property 3.

After this replacement, the new edge s' intersects the same set of edges as s . Therefore, $T_2 + s'$ is a thrackle. Moreover, the vertex U of s is replaced by the vertex u of s' where u is in T_1 . If $V \neq v$, we apply the same rerouting for the other vertex V of s . \triangleleft

Property 3 implies that if T_1 is maximal, then T_2 is maximal. Therefore, Proposition 2 implies that T_2 is a maximal thrackle with $\varepsilon(T_2) = \frac{5}{6}$, which concludes the proof of Theorem 3. \square

5. ONGOING WORK AND OPEN PROBLEMS

We believe that by *repeating the Kynčl belt construction*, one obtains a class of maximal thrackles such that for every c , there exists maximal thrackle T with $\varepsilon(T) < \frac{4}{5} + c$. The idea is as follows: Since the original edges of T_1 are preserved in T_2 , we can apply the Kynčl belt construction to T_2 by using only the edges of T_1 .

This results in a thrackle T_3 . To do this, we find new, smaller vicinities around every vertex of T_1 which are free of other vertices and non-incident edges. For an illustration, consider Figure 25.

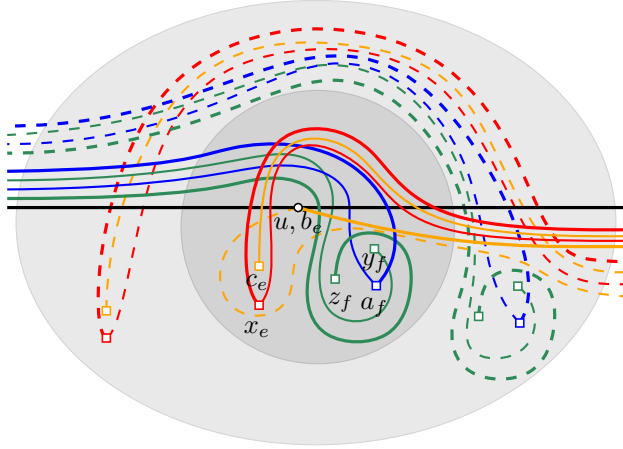


FIGURE 25. Applying the Kynčl belt construction multiple times.

By repeating the procedure k times, we obtain a thrackle T_k with

$$\varepsilon(T_k) = \frac{2n+1+4k}{2n+1+5k} = \frac{4}{5} + \frac{2n+1}{10n+5+25k} < \frac{4}{5} + c \Leftrightarrow k > \frac{(1-5c)(2n+1)}{25c}.$$

Showing that T_k is (potentially) maximal is more involved and ongoing work, in which we are done with proving most appearing cases.

We conclude with a list of interesting open problems:

- What is the minimal number of edges that a maximal thrackle without isolated vertices can have? Can such a maximal thrackle T have $\varepsilon(T) < \frac{4}{5}$?
- Is it true that for every maximal thrackle T it holds that $\varepsilon(T) > \frac{1}{2}$ or do maximal matching thrackles (other than $K_{1,1}$) exist? For geometric thrackles, this question has been very recently answered in the negative [5], but it remains open for topological thrackles.
- Does Conway's conjecture hold?

Acknowledgments. O. Aichholzer and B. Vogtenhuber partially supported by Austrian Science Fund within the collaborative DACH project *Arrangements and Drawings* as FWF project I 3340-N35. Travel costs of Felix Schröder were supported by DFG Grant FE 340/12-1.

This research was initiated during the 15th European Research Week on Geometric Graphs (GGWeek 2018) at Haus Tornow am See (Märkische Schweiz, Germany) and Freie Universität Berlin. The workshop was supported by the Deutsche Forschungsgemeinschaft (DFG) through the Research Training Network *Facets of Complexity* and the collaborative DACH project *Arrangements and Drawings*. We thank the organizers and all participants for the stimulating atmosphere. In particular, we thank André Schulz for proposing the study of maximal thrackles as a research question, and Viola Mészáros and Stefan Felsner for joining some of our discussions and contributing valuable ideas.

REFERENCES

- [1] Cairns, G., Koussas, T., Nikolayevsky, Y.: Great-circle spherical thrackles. *Discrete Mathematics* **338**(12), 2507–2513 (2015)
- [2] Cairns, G., Nikolayevsky, Y.: Bounds for generalized thrackles. *Discrete & Computational Geometry* **23**(2), 191–206 (2000)
- [3] Cairns, G., Nikolayevsky, Y.: Generalized thrackle drawings of non-bipartite graphs. *Discrete & Computational Geometry* **41**(1), 119–134 (2009)
- [4] Cairns, G., Nikolayevsky, Y.: Outerplanar thrackles. *Graphs and Combinatorics* **28**(1), 85–96 (2012)
- [5] Cleve, J., Mulzer, W., Perz, D., Steiner, R., Welzl, E.: Unpublished Manuscript (August 2019)
- [6] Conway, J.H.: Unsolved problems in Combinatorics, pp. 351–363. Mathematical Institute, Oxford (1972)
- [7] Fulek, R., Pach, J.: A computational approach to Conway’s Thrackle Conjecture. *Computational Geometry: Theory and Applications* **44**(6–7), 345–355 (2011)
- [8] Fulek, R., Pach, J.: Thrackles: An improved upper bound. *Discrete Applied Mathematics* **259**, 226–231 (2019)
- [9] Goddyn, L., Xu, Y.: On the bounds of Conway’s thrackles. *Discrete & Computational Geometry* **58**(2), 410–416 (2017)
- [10] Hajnal, P., Igamberdiev, A., Rote, G., Schulz, A.: Saturated simple and 2-simple topological graphs with few edges. *Journal of Graph Algorithms and Applications* **22**(1), 117–138 (2018)
- [11] Kynčl, J.: Improved enumeration of simple topological graphs. *Discrete & Computational Geometry* **50**(3), 727–770 (2013). <https://doi.org/10.1007/s00454-013-9535-8>
- [12] Kynčl, J., Pach, J., Radoičić, R., Tóth, G.: Saturated simple and k-simple topological graphs. *Comput. Geom.* **48**(4), 295–310 (2015). <https://doi.org/10.1016/j.comgeo.2014.10.008>
- [13] Li, W., Daniels, K., Rybnikov, K.: A study of Conway’s Thrackle Conjecture. *Vertex* **2**(4), 1 (2006)
- [14] Lovász, L., Pach, J., Szegedy, M.: On Conway’s thrackle conjecture. *Discrete & Computational Geometry* **18**(4), 369–376 (1997)
- [15] Misereh, G., Nikolayevsky, Y.: Annular and pants thrackles. *Discrete Mathematics & Theoretical Computer Science* **Vol. 20 no. 1** (2018). <https://doi.org/10.23638/DMTCS-20-1-16>
- [16] Pach, J., Radoičić, R., Tóth, G.: Tangled thrackles. In: Márquez, A., Ramos, P., Urrutia, J. (eds.) *Computational Geometry - XIV Spanish Meeting on Computational Geometry, EGC 2011, Dedicated to Ferran Hurtado on the Occasion of His 60th Birthday*, Alcalá de Henares, Spain, June 27–30, 2011, Revised Selected Papers. *Lecture Notes in Computer Science*, vol. 7579, pp. 45–53. Springer (2011). https://doi.org/10.1007/978-3-642-34191-5_4
- [17] Pach, J., Sterling, E.: Conway’s conjecture for monotone thrackles. *The American Mathematical Monthly* **118**(6), 544–548 (2011)
- [18] Pammer, J.: Rotation Systems and Good Drawings, pp. 1–83. TUGraz (2014)
- [19] Ruiz-Vargas, A.J., Suk, A., Tóth, C.D.: Disjoint edges in topological graphs and the tangled-thrackle conjecture. *European Journal of Combinatorics* **51**, 398–406 (2016)
- [20] Wehner, S.: On the thrackle problem. <http://www.thrackle.org/thrackle.html> (2013)
- [21] Woodall, D.: Thrackles and deadlock. *Combinatorial Mathematics and its Applications* pp. 335–347 (1969)