

M-type penalized splines for functional linear regression

Ioannis Kalogridis and Stefan Van Aelst

July 21, 2022

Abstract

Functional data analysis is a fast evolving branch of modern statistics, yet despite the popularity of the functional linear model in recent years, current estimation procedures either suffer from lack of robustness or are computationally burdensome. To address these shortcomings, we propose a flexible family of lower-rank smoothers that combines penalized splines and M-estimation. Under a condition on the design matrix, these estimators exhibit the same asymptotic properties as the corresponding least-squares estimators, while being considerably more reliable in the presence of outliers. The proposed methods easily generalize to functional models that include scalar covariates or nonparametric components, thus providing a wide framework of estimation. The finite-sample performance of the proposed family of estimators is illustrated on an extensive simulation study as well as a real data set, where it is found that the proposed estimators can combine high efficiency with protection against outliers, and produce smooth estimates that compare favourably with existing approaches, robust and non-robust alike.

1 Introduction

In recent years, technological innovations and improved storage capabilities have led practitioners to observe and record increasingly complex high-dimensional data that are characterized by an underlying functional structure. Such data are nowadays commonly referred to as functional data and relevant research has been enjoying considerable popularity, following works such as Ramsay (1982), Ramsay & Dalzell (1991) and Ramsay & Silverman (2005). Particular interest has been devoted to the functional linear model, relating a scalar response Y to a random function X , which is viewed as an element of $(\Omega, \mathcal{A}, \mathcal{P})$ with sample paths in $\mathcal{L}^2(\mathcal{I})$, through the model

$$Y = \alpha + \int_{\mathcal{I}} X(t)\beta(t)dt + \epsilon. \quad (1)$$

Here, $\alpha \in \mathbb{R}$ is the intercept, $\beta \in L^2(\mathcal{I})$ is a square integrable coefficient (weight) function defined on the compact interval \mathcal{I} of a Euclidean space and ϵ is a random error that is typically assumed to have zero mean and finite variance and be independent of X .

The vast domain of applications of the model, ranging from meteorology (Ramsay & Silverman, 2005) and chemometrics (Ferraty & Vieu, 1999) to diffusion tensor imaging tractography (Goldsmith & Scheipl, 2014), has spurred the development of numerous novel estimation methods. Since estimating the coefficient function $\beta(\cdot)$ is an infinite dimensional problem, regularization through dimension reduction or penalization is crucial for the success of these methods. Regressing on the scores of the leading functional principal components (Cardot, Ferraty et al., 1999) is the oldest and

perhaps to this day the most popular method of estimation. However, although consistent (Hall & Horowitz, 2007), functional principal component regression may fail to yield smooth estimates of the coefficient function even in moderately large samples. This fact has motivated proposals that explicitly impose smoothness of the estimated coefficient function. Cardot, Ferraty et al. (2003) proposed estimation through a penalized spline expansion while functional extensions of smoothing splines have been proposed and studied by Crambes, Kneip et al. (2009) and Yuan & Cai (2010), in the former case with a modified penalty. A hybrid approach between principal component and penalized spline regression is offered by Reiss & Ogden (2007) and Goldsmith, Bobb et al. (2011), who combine these methods in order to attain greater flexibility. Variable selection ideas have also been adapted to the functional regression setting. James, Wang et al. (2009) proposed imposing sparsity on higher order derivatives of a high dimensional basis expansion of $\beta(\cdot)$ in order to produce more interpretable estimates. Expressing the coefficient function in the wavelet domain, Zhao, Ogden et al. (2012) proposed an ℓ_1 regularization scheme in order to select the most relevant resolutions and ensure stable and accurate estimates of a wide variety of coefficient functions. For more details on existing estimation methods as well as informative comparisons, one may consult the comprehensive review papers of Morris (2015) and Reiss, Goldsmith et al. (2017).

Since all of these methods rely on generalized least-squares type estimators, a drawback in their use is that the presence of outliers can have a serious effect on the resulting estimates. Contrary to the numerous existing least-squares procedures, to the best of our knowledge, only a few works have attempted to address the lack of robustness. Maronna & Yohai (2013) proposed a robust version of the smoothing spline estimator of Crambes, Kneip et al. (2009), while Shin & Lee (2016) have extended the work of Yuan & Cai (2010) by considering more outlier-resistant loss functions. Shin & Lee (2016) further provide theoretical support for their approach by showing that under regularity conditions their M-type smoothing spline estimator attains the same rates of convergence as its least-squares counterpart. A similar extension was obtained by Qingguo (2017), who generalized the work of Hall & Horowitz (2007) to functional principal component regression with a general convex loss function.

Functional principal component and smoothing spline estimators can be considered to be situated on the two ends of a spectrum. Functional principal component estimators are easy to implement, yet suffer from lack of smoothness. On the other hand, smoothing spline estimators, while capable of yielding smooth estimates, can be unwieldy due to their high dimension. In particular, the requirement to have as many basis functions as the sample size leads to computationally challenging estimators that are prone to instabilities due to the often complex nature of functional data. In the nonparametric regression framework, the case for lower-rank representations on the grounds of simplicity has been made as early as Wahba (1990). For functional regression an even stronger case can be made due to the lack of banded matrices that enable fast computational algorithms for smoothing splines in this setting. Lower-rank spline estimators without roughness penalty have been proposed by a number of authors as a remedy to the computational complexity of smoothing splines (see e.g., Zhou & Chen, 2012), but these estimators crucially depend on the number as well as the placement of the knots for which usually substantial computational effort is required.

To avoid these drawbacks, we focus on estimators based on penalized lower-rank representations as proposed by Cardot, Ferraty et al. (2003) in the least-squares context. Our goal is to introduce and study M-type penalized splines for functional linear regression, essentially filling the void between regression splines and smoothing splines and providing a family of robust, yet computationally feasible estimators. Since penalized spline estimators occupy the middle ground between regression

and smoothing splines they are, in our opinion, well-suited for a wide variety of problems. It should be noted that although splines are our main focus, the main results of this paper can be extended to other families of penalized sieved estimators under only minor modifications.

The remainder of the paper is organized as follows. Section 2 introduces the proposed M-type penalized spline estimator, discusses a computational algorithm and provides an automatic way of selecting the smoothing parameters. Section 3 is devoted to the asymptotic properties of the proposed robust estimator. In particular, we show that with a suitable condition on the design matrix that parallels the consistency condition of Huber (1973), the robust penalized estimator enjoys the same rates of convergence as its least-squares counterpart, even with auxiliary scale estimation. Notably, the regularity conditions do not require the existence of second moments of the error term, allowing in effect for very heavy-tailed error distributions. Finally, sections 4 and 5 illustrate the competitive finite-sample performance of the proposed estimator in a Monte Carlo study and on real data. Section 6 contains a final discussion while all proofs are collected in the Appendix.

2 M-type penalized splines for functional linear regression

2.1 Construction of a lower-rank penalized estimator

Throughout this section we suppose that the data consists of independent and identically distributed tuples $(X_1, Y_1), \dots, (X_n, Y_n)$, which satisfy model (1). For simplicity we shall identify \mathcal{I} with $[0, 1]$, without loss of generality. A popular estimation approach for the functional linear model (Ramsay & Silverman, 2005, Chapter 15) begins by expanding the functional slope $\beta(\cdot)$ in terms of a dense set of $\mathcal{L}^2([0, 1])$ functions $\{\phi_i(\cdot)\}_i$, then truncates this expansion and finally estimates the coefficients using a roughness penalty. For the popular least-squares criterion this results in minimizing

$$\frac{1}{n} \sum_{i=1}^n \left(Y_i - \alpha - \sum_{j=1}^K \beta_j \int_{[0,1]} X_i(t) \phi_j(t) dt \right)^2 + \lambda \int_{[0,1]} \left[\left\{ \sum_{j=1}^K \beta_j \phi_j(t) \right\}^{(q)} \right]^2 dt, \quad (2)$$

for some cut-off value K and penalty parameter $\lambda > 0$ that can be either determined by the user or chosen in some data-driven way. The penalty parameter places a premium on the roughness of the estimated function as measured by its integrated squared q th derivative. Large values of λ force the estimated coefficient function to behave essentially like a polynomial of degree at most $q - 1$ while small values of λ produce wiggly estimates.

Ramsay & Silverman (2005) recommend using a trigonometric basis for periodic data and a spline basis otherwise. Splines are, however, more flexible approximating functions and may be used to good effect whether the data is periodic or not. Since our aim in this paper is to obtain robust estimates of the penalized spline expansion, we briefly review spline functions as well as their convenient B-spline representation. A spline is defined as a piecewise polynomial that is smoothly connected at its joints (knots). More specifically, for any fixed integer $p > 1$, denote S_K^p the set of spline functions of order p with knots $0 = t_0 < t_1 \dots < t_{K+1} = 1$. Then for $p = 1$, S_K^1 is the set of step functions with jumps at the knots and for $p \geq 2$,

$$S_K^p = \left\{ s \in \mathcal{C}^{p-2}([a, b]) : s(x) \text{ is a polynomial of degree } (p - 1) \text{ on each subinterval } [t_i, t_{i+1}] \right\}.$$

It is easy to see that S_K^p is a $p + K$ dimensional subspace of $\mathcal{C}^{p-2}([0, 1]) \subset \mathcal{L}^2([0, 1])$. A basis for S_K^p may be derived by means of the B-spline functions. These functions may be defined recursively but they may also be derived directly as linear combinations of the more well-known truncated polynomial functions $(x - t_1)_+^{p-1}, \dots, (x - t_K)_+^{p-1}$, where $(x)_+ = x1(x \geq 0)$. Several important properties follow immediately from this construction. Let $\{t_i\}_{i=1}^{K+2p}$ be an augmented and relabeled sequence of knots obtained by repeating t_0 and t_{K+1} exactly p times. The B-spline basis for the family S_K^p is given by

$$B_{K,i}(x) = (t_{i+p} - t_i) [t_i, \dots, t_{i+p}] (t - x)_+^{p-1}, \quad i = 1, \dots, K + p \quad (3)$$

where for a function g the placeholder notation $[t_i, \dots, t_{i+p}]g$ denotes the p th order divided difference of $g(\cdot)$ at t_i, \dots, t_{i+p} . Among other interesting properties, B-splines of order p satisfy

- (a) Each $B_{K,i}$ is a polynomial of order p on the corresponding interval (t_i, t_{i+1}) and has $(p - 2)$ continuous derivatives throughout $[0, 1]$.
- (b) $0 < B_{K,i}(x) \leq 1$ for $x \in (t_i, t_{i+p})$ and $B_{K,i}(x) = 0$ otherwise.
- (c) $\sum_{i=1}^{K+p} B_{K,i}(x) = 1$ for all $x \in [0, 1]$.

Property (a) is referred to as the local support property of the B-spline basis and it is one of the reasons for the popularity of the basis in digital computing and functional approximation. Further properties of splines and the B-spline basis may be found in the classical monographs of DeVore & Lorentz (1993), De Boor (2001) and Schumaker (2007). Spline functions from a statistical perspective are covered in, e.g., Wahba (1990), Green & Silverman (1993), Eubank (1999) and Gu (2013).

Provided that $\beta(\cdot)$ is a sufficiently smooth function, the spline approximation theorems, see, e.g., Schumaker (2007, Chapter 6), allow us to deduce that it may be well-approximated by a spline function $\beta^*(\cdot) = \sum_{j=1}^{K+p} \beta_j^* B_{K,j}(\cdot)$. A reasonable approximation may thus be constructed by expanding $\beta(\cdot)$ in the B-spline basis

$$\beta(\cdot) \approx \sum_{j \leq K+p} \beta_j B_{K,j}(\cdot),$$

and estimating the coefficient vector β by minimizing (2), as in Cardot, Ferraty et al. (2003). However, it is well-known that the solution of a least-squares optimization as in (2) is highly sensitive to model deviations and outlying observations. To protect against such anomalies we propose to replace the square loss function with a more general loss function $\rho(\cdot)$ and minimize

$$\frac{1}{n} \sum_{i=1}^n \rho \left(Y_i - a - \sum_{j \leq K+p} \beta_j \int_{[0,1]} X_i(t) B_{K,j}(t) dt \right) + \lambda \int_{[0,1]} \left[\left\{ \sum_{j \leq K+p} \beta_j B_{K,j}(t) \right\}^{(q)} \right]^2 dt \quad (4)$$

for some $\rho(\cdot)$ function that is symmetric about zero, satisfies $\rho(0) = 0$ and can be either convex or non-convex. For the choice $\rho(x) = x^2$ one recovers the penalized least-squares problem, but these broad requirements allow for less rapidly increasing loss functions that reduce the effect of large

residuals. A well-known example of convex ρ functions with lighter tails is the Huber family (Huber, 1964) given by

$$\rho_c(x) = \begin{cases} (1/2)x^2, & |x| \leq c \\ c|x| - (1/2)c^2, & |x| > c \end{cases} \quad (5)$$

where the constant c regulates the degree of resistance. For large values of c one essentially obtains the quadratic loss function but for smaller values a greater degree of robustness is achieved. In particular, for $c \rightarrow 0$, $\rho_c(\cdot)$ tends to $|x|$. Consequently, the Huber loss function may be understood as a compromise between the non-robust square loss and the robust but inefficient absolute loss.

For ease of notation, for $i = 1, \dots, n$ let us define $\mathbf{x}_i := (\langle B_{K,1}, X_i \rangle, \dots, \langle B_{K,K+p}, X_i \rangle)^\top$ with $\langle \cdot, \cdot \rangle$ denoting the standard $\mathcal{L}^2([0,1])$ inner product. Denote the $n \times (K+p)$ spline design matrix by $\mathbf{X} = \{\mathbf{x}_1^\top, \dots, \mathbf{x}_n^\top\}^\top$. Furthermore, set $\mathbf{D}_q = \int B_{K,j}^{(q)} B_{K,i}^{(q)}$ for $i, j \in 1, \dots, K+p$. See De Boor (2001, pp. 116-117) for derivative expressions for B-splines. Since the derivatives of B-splines may be written as a linear combination of rescaled B-splines of lower order, and these have local support, \mathbf{D}_q is a banded matrix. However, contrary to the classical nonparametric regression setting, $\mathbf{X}^\top \mathbf{X}$ is, in general, full. With this notation and provided that $\rho(\cdot)$ is absolutely continuous, it is easy to see that necessary conditions for the minimizer $(\hat{\alpha}, \hat{\boldsymbol{\beta}})$ of (4) are

$$-\frac{1}{n} \sum_{i=1}^n \rho' \left(Y_i - \hat{\alpha} - \mathbf{x}_i^\top \hat{\boldsymbol{\beta}} \right) = 0, \quad (6)$$

$$-\frac{1}{n} \sum_{i=1}^n \rho' \left(Y_i - \hat{\alpha} - \mathbf{x}_i^\top \hat{\boldsymbol{\beta}} \right) \mathbf{x}_i + 2\lambda \mathbf{D}_q \hat{\boldsymbol{\beta}} = \mathbf{0}. \quad (7)$$

The solution of these equations is unique for strictly convex ρ functions but non-unique otherwise.

As the scale of the errors in (1) is unknown, the ρ function in (4) can be modified as $\rho_{\hat{\sigma}}(x) := \rho(x/\hat{\sigma})$ to include a preliminary scale estimate $\hat{\sigma}$. It is common practice to obtain the scale estimate $\hat{\sigma}$ from an initial robust fit to the data (see, e.g., Maronna & Yohai, 2006). For the current problem we recommend using a robust scale derived from an initial unpenalized S-estimator (Rousseeuw & Yohai, 1984), which also yields a robust starting point for the computation of redescending M-estimators, i.e., penalized M-estimators with non-convex ρ function. See the following section for more details on the computational algorithm.

It should be noted that contrary to unpenalized regression methods such as functional principal component regression or regression splines, standardizing the residuals with a preliminary scale estimate does not, in general, lead to scale equivariant estimates in this setting. However, this will be approximately the case if the penalty term is negligible, that is, either λ is small or $\int \{\hat{\boldsymbol{\beta}}^{(q)}\}^2$ is small, i.e., when the estimating function is "close" to being a polynomial. Nevertheless, the standardized residuals offer a useful tool for detecting outlying observations.

2.2 Computation and smoothing parameter selection

The success of any penalized spline estimator, least-squares and robust alike, rests on appropriate selection of the smoothing parameters; here, the dimension of the spline basis and the penalty parameter. As is common in spline estimation, we shall assume that the order of the spline and the penalty has been fixed in advance by the practitioner, common choices being $p = 4$ and $q = 2$. First, we make a brief note on the computation of the penalized spline estimates.

The M-type penalized estimates may be easily computed by an adaptation of the well-known and ubiquitously used iteratively reweighted least squares algorithm (Maronna & Yohai, 2006). Define $\mathbf{Z} = [\mathbf{1}_n, \mathbf{X}]$, $\mathbf{D}_q^* = \text{diag}(0, \mathbf{D}_q)$, $\boldsymbol{\gamma} = (\alpha, \boldsymbol{\beta}^\top)^\top$ and $W_i(\boldsymbol{\gamma}) = \rho'(Y_i - \mathbf{x}_i^\top \boldsymbol{\gamma}) / (Y_i - \mathbf{x}_i^\top \boldsymbol{\gamma})$ for $i = 1, \dots, n$ and $\mathbf{W} = \text{diag}(W_1, \dots, W_n)$. With these notations the estimating equations (6)-(7) can be rewritten as

$$(n^{-1} \mathbf{Z}^\top \mathbf{W}(\boldsymbol{\gamma}) \mathbf{Z} + 2\lambda \mathbf{D}_q^*) \boldsymbol{\gamma} = n^{-1} \mathbf{Z}^\top \mathbf{W}(\boldsymbol{\gamma}) \mathbf{Y}. \quad (8)$$

This suggests an iterative scheme for the estimation of $\boldsymbol{\gamma}$. Let $\boldsymbol{\gamma}^{(k)}$ be the solution after the k th iteration, then we find the updated solution $\boldsymbol{\gamma}^{(k+1)}$ by solving the weighted least-squares problem

$$(n^{-1} \mathbf{Z}^\top \mathbf{W}(\boldsymbol{\gamma}^{(k)}) \mathbf{Z} + 2\lambda \mathbf{D}_q^*) \boldsymbol{\gamma}^{(k+1)} = n^{-1} \mathbf{Z}^\top \mathbf{W}(\boldsymbol{\gamma}^{(k)}) \mathbf{Y}. \quad (9)$$

This procedure may be iterated until convergence. By adapting arguments given in Huber (2009, Chapter 7) and Maronna & Yohai (2006, Chapter 9), it can be shown that the procedure is guaranteed to converge to $\hat{\boldsymbol{\gamma}}$ independently of the starting point if the loss function ρ is convex, symmetric about zero and $\rho'(x)/x$ is bounded and monotone decreasing for $x > 0$. This last requirement is satisfied for most commonly used ρ functions. Omitting the convexity assumption on ρ has the consequence that the algorithm still converges but convergence may instead be only to a local minimum. In this case iterations can either be started from an initial robust solution or multiple random starting values may be considered.

To implement the penalized spline estimator we follow the empirical strategy proposed by Ruppert, Wand et al. (2003), which involves selecting a sufficiently rich spline basis in a semi-automatic manner and directing our main focus on the penalty parameter λ . In our implementation the dimension of the spline basis is set to 40 and the interior knots are taken to be equispaced in $[0, 1]$. To select λ we propose using a robust version of the corrected AIC, see Hurvich, Simonoff et al. (1998). That is, we propose selecting λ as the minimizer of

$$\text{AIC}_C(\lambda) = \log(\hat{\sigma}^2(\lambda)) + 1 + 2 \frac{\text{Tr}(\mathbf{H}(\lambda)) + 1}{n - \text{Tr}(\mathbf{H}(\lambda)) - 2}, \quad (10)$$

where $\hat{\sigma}(\lambda)^2 = n^{-1} \sum_{i=1}^n \rho(Y_i - \mathbf{z}_i^\top \hat{\boldsymbol{\gamma}})$ and $\mathbf{H}(\lambda) = \mathbf{Z}(\mathbf{Z}^\top \mathbf{W} \mathbf{Z} + n\lambda \mathbf{D}_q)^{-1} \mathbf{Z}^\top \mathbf{W}$, the hat-matrix of the penalized M-estimator upon convergence. This correction to the classical AIC safeguards against large values of $\text{Tr}(\mathbf{H}(\lambda))/n$, which can lead to undersmoothing, see Hurvich, Simonoff et al. (1998) for a discussion and other useful insights.

The minimization may be carried out with a numerical derivative-free optimizer such as the Nelder-Mead method (Nocedal & Wright, 2006, 238–240). This optimizer is available in standard software, converges fast and, in our experience, works well for a wide variety of problems. It is therefore our preferred choice for the simulation experiments and the real data analyses presented herein.

3 Asymptotic properties

We now investigate the rates of convergence of the M-type penalized spline estimator introduced in (4), both with and without an auxiliary scale estimate. To lighten the notation we shall assume throughout this section that $\alpha = 0$ and $\mathbb{E}\{X(t)\} = 0$. As is common in the literature, we consider rates of convergence of the estimated functional slope $\hat{\beta}_{MPS\rho}(\cdot)$ with respect to the semi-norms

$$\|\widehat{\beta}_{MPSp} - \beta\|_{\Gamma_n}^2 = \frac{1}{n} \sum_{i=1}^n \left[\int_{[0,1]} X_i(t) \{\widehat{\beta}_{MPSp}(t) - \beta(t)\} dt \right]^2, \quad (11)$$

and

$$\|\widehat{\beta}_{MPSp} - \beta\|_{\Gamma}^2 = \mathbb{E} \left[\int_{[0,1]} X(t) \{\widehat{\beta}_{MPSp}(t) - \beta(t)\} dt \middle| X_1, \dots, X_n \right]^2. \quad (12)$$

where $\|\cdot\|_{\Gamma_n}$ and $\|\cdot\|_{\Gamma}$ denote the semi-norms induced by the positive definite sample and population covariance operators Γ_n and Γ which map $\mathcal{L}^2([0, 1])$ into $\mathcal{L}^2([0, 1])$ and are defined by

$$\Gamma_n = n^{-1} \sum_{i=1}^n \langle X_i, \cdot \rangle X_i \quad \text{and} \quad \Gamma = \mathbb{E} \langle X, \cdot \rangle X,$$

respectively. The Γ_n -semi-norm measures the mean-squared error for the functional linear model (1) while Γ -semi-norm measures the mean squared-error obtained when predicting the outcome of a new observation based on X .

Let $\mathcal{H}_{p,v}$ denote the collection of all functions on $[0, 1]$ such that the p' th derivative satisfies a Hölder condition of order $v \in [0, 1)$, that is,

$$\mathcal{H}_{p,v} = \left\{ f : |f^{(p')}(x) - f^{(p')}(y)| \leq \text{const.} |x - y|^v, \forall (x, y) \in [0, 1] \right\},$$

and let $p = p' + v$, which is a measure of the smoothness of the function. Further, let $h := \max_{i \leq n} \mathbf{x}_i^\top (n^{-1} \mathbf{X}^\top \mathbf{X} + \lambda \mathbf{D}_q)^{-1} \mathbf{x}_i$ denote the largest leverage value. We require the following assumptions for our theoretical development.

Assumption 1. X is almost surely bounded when viewed as an element of $\mathcal{L}^2([0, 1])$, i.e., $\|X\| \leq C$ for some $C > 0$ with probability one.

Assumption 2. $\beta(\cdot) \in \mathcal{H}_{p,v}$ and the degree of the penalty q satisfies $q < p$.

Assumption 3. The matrix $n^{-1} \mathbf{X}^\top \mathbf{X}$ with elements $\langle \Gamma_n B_{K,i}, B_{K,j} \rangle$ is nonsingular.

Assumption 4. For $\psi(\cdot) := \rho'(\cdot)$ we require that $\psi(\cdot) \in \mathcal{C}^2(\mathbb{R})$ and satisfies $\sup_x |\psi''(x)| < \infty$, $\mathbb{E}\{\psi(\epsilon)\} = 0$, $\mathbb{E}\{\psi'(\epsilon)\} \neq 0$, $\mathbb{E}\{\psi^2(\epsilon)\} < \infty$ and $\mathbb{E}\{\psi''(\epsilon)\}^2 < \infty$.

Assumption 5. $Kh/n \xrightarrow{P} 0$, $K^{-2p}h \xrightarrow{P} 0$ and $\lambda h \xrightarrow{P} 0$, as $n \rightarrow \infty$.

Assumption 1 is standard in functional estimation, see, e.g., Cardot, Ferraty et al. (2003) and Zhao, Ogden et al. (2012). Assumption 2 implies smoothness of the functional slope and is typical in spline estimation, see, e.g., Stone (1985) and Shi & Li (1995). Assumption 3 is borrowed from Huang, Horowitz et al. (2008) and permits $n^{-1} \mathbf{X}^\top \mathbf{X}$ to be singular in the limit. In the functional setting, it is satisfied if X_1, \dots, X_n span a large enough space of $\mathcal{L}^2([0, 1])$. Assumption 4 requires ρ to be sufficiently smooth; it is satisfied by, e.g, the bisquare or the exponential squared loss functions. The moment conditions involving $\psi(\cdot)$ occur very often in the context of robust estimation, see e.g., Maronna & Yohai (2006). In essence, they are identifiability (Fisher-consistency) conditions so that the method indeed estimates the model parameters. Finally, Assumption 5 imposes a set of strong

Linderberg-type conditions on the design matrix. Such conditions are common in the asymptotics of M-estimators with increasing dimension, see Huber (1973); Yohai & Maronna (1979); Welsh (1989).

The above set of assumptions does not include either the smoothness of the trajectories $t \mapsto X(t, \omega)$ or a certain rate of decay for the eigenvalues of Γ , both typically required for functional principal components or smoothing spline estimators, see, e.g., Hall & Horowitz (2007); Yuan & Cai (2010). Furthermore, the error term is not required to have even a first moment allowing for extremely-heavy tailed distributions. Theorem 1 below asserts the existence of a "good" sequence of minimizers under this minimal set of assumptions. Naturally, existence may be strengthened to both existence and uniqueness if one uses a strictly convex ρ -function.

Theorem 1. *Under Assumptions 1-5, there exists a sequence of penalized M-estimators $\widehat{\beta}_{MPSp}(\cdot)$ such that*

$$\|\widehat{\beta}_{MPSp} - \beta\|_{\Gamma_n}^2 = O_P\left(\frac{K}{n} + K^{-2p} + \lambda\right), \quad (13)$$

provided that $K \rightarrow \infty$, $\lambda \rightarrow 0$ and $K/n \rightarrow 0$, as $n \rightarrow \infty$.

The first term on the right of (13) represents the variance of the estimator while the second and third terms describe the two biases: the approximation bias stemming from representing a generic function by a spline function and the estimation bias resulting from the penalization. This theorem is an extension of the first asymptotic scenario in Theorem 1 of Claeskens, Krivobokova et al. (2009) to M-type penalized-spline functional regression. The case $K \sim \text{const. } n^{1/(2p+1)}$ and $\lambda \sim \text{const. } n^{-v}$ with $v \geq 2p/(2p+1)$ yields the optimal nonparametric regression rate $O(n^{-2p/(2p+1)})$ and the effect of the penalization is negligible for larger v .

The theorem is proved by establishing an asymptotic representation of the penalized M-estimator as the minimizer of a special least-squares loss function given by

$$\frac{1}{n} \sum_{i=1}^n \left\{ \widetilde{Y}_i - \sum_{j \leq K+p} \beta_j \int_{[0,1]} X_i(t) B_{K,j}(t) dt \right\}^2 + \frac{\lambda}{\mathbb{E}\{\psi'(\epsilon)\}} \int_{[0,1]} \left[\left\{ \sum_{j \leq K+p} \beta_j B_{K,j}(t) \right\}^{(q)} \right]^2 dt,$$

where

$$\widetilde{Y}_i = \int_{[0,1]} X_i(t) \beta(t) dt + \frac{\psi(\epsilon_i)}{\mathbb{E}\{\psi'(\epsilon)\}},$$

for $i = 1, \dots, n$ are the so-called *pseudo-observations*. This representation heuristically illustrates how different ρ -functions operate on the error term: large errors will be either winsorized or down-weighted based on whether ρ is convex or non-convex with finite rejection point (Hampel, Ronchetti et al., 2011b).

Since Γ_n approximates Γ , we may expect that the rates of convergences obtained in Theorem 1 can be extended to the semi-norm $\|\cdot\|_{\Gamma}$ with an additional error component. This is indeed the case provided that the smallest eigenvalue of $n^{-1} \mathbf{X}^T \mathbf{X}$, denoted by ρ_n , does not go to zero too fast relative to $C_n := K/n + \lambda + K^{-2p}$.

Theorem 2. *Suppose that Assumptions 1-5 hold and also that $\rho_n^{-1} K^{-1} C_n = O_P(1)$ as $n \rightarrow \infty$. Then, there exists a sequence of penalized M-estimators $\widehat{\beta}_{MPSp}(\cdot)$ such that*

$$\|\widehat{\beta}_{MPSp} - \beta\|_{\Gamma}^2 = O_P\left(n^{-1/2} + \frac{K}{n} + K^{-2p} + \lambda\right), \quad (14)$$

provided that $K \rightarrow \infty$, $\lambda \rightarrow 0$ and $K/n \rightarrow 0$, as $n \rightarrow \infty$.

The standard parametric rate $n^{-1/2}$ results from the estimation of Γ with Γ_n . A similar rate of convergence was obtained by Li & Hsing (2007), although these authors take a smoothing spline approach and also include a pre-smoothing step. Higher rates of convergence with respect to $\|\cdot\|_\Gamma$ have also been obtained in the literature, e.g., in Crambes, Kneip et al. (2009) and Yuan & Cai (2010) but under more stringent conditions that include moment inequalities.

We now turn to the problem of penalized spline M-estimation with a preliminary scale estimate $\hat{\sigma}$, such as a scale associated with an initial S-estimator discussed in Section 2. As mentioned before, this amounts to using $\rho_{\hat{\sigma}}(x) := \rho(x/\hat{\sigma})$ in (4). We aim to show the analogues of Theorems 1 and 2 for this case. To that end we need a modification of Assumption 4, a sharpening of Assumption 5, a root- n condition on $\hat{\sigma}$ and a first moment for the error term, which need not equal zero.

Assumption 6. $\psi(\cdot) \in \mathcal{C}^2(\mathbb{R})$ and satisfies $\sup_x |\psi''(x)| < \infty$, $\mathbb{E}\{\psi(\epsilon/\sigma)\} = 0$, $\mathbb{E}\{\psi'(\epsilon/\sigma)\} \neq 0$, $\mathbb{E}\{\psi^2(\epsilon/\sigma)\} < \infty$ and $\mathbb{E}\{\psi''(\epsilon/\sigma)^2\} < \infty$.

Assumption 7. $h/(K + n\lambda + nK^{-2p}) = O_P(1)$ as $n \rightarrow \infty$.

Assumption 8. $\sqrt{n}(\hat{\sigma} - \sigma) = O_P(1)$ for some scaling constant σ .

Assumption 9. $\mathbb{E}|\epsilon| < \infty$.

Root- n conditions on $\hat{\sigma}$ are common in the robustness literature, see Yohai & Maronna (1979) and Shin & Lee (2016), for example. The scaling constant σ does not need to be standard deviation of the error term ϵ , but it can be when the error has finite variance. With these assumptions we can prove that the asymptotic properties of the M-type penalized spline estimate do not change. We state the result in the form of a corollary.

Corollary 1. *Suppose that Assumptions 1-3, 5 and 6-9 hold. Then, there exists a sequence of minimizers of penalized M-estimators $\hat{\beta}_{MPSp}(\cdot)$ with $\rho_{\hat{\sigma}}(x) = \rho(x/\hat{\sigma})$ such that*

$$\|\hat{\beta}_{MPSp} - \beta\|_{\Gamma_n}^2 = O_P\left(\frac{K}{n} + K^{-2p} + \lambda\right), \quad (15)$$

provided that $K \rightarrow \infty$, $\lambda \rightarrow 0$ and $K/n \rightarrow 0$ as $n \rightarrow \infty$. If additionally $\rho_n^{-1}K^{-1}C_n = O_P(1)$ as $n \rightarrow \infty$, then

$$\|\hat{\beta}_{MPSp} - \beta\|_{\Gamma}^2 = O_P\left(n^{-1/2} + \frac{K}{n} + K^{-2p} + \lambda\right). \quad (16)$$

4 Finite-sample performance

4.1 Competing estimators

In this section we compare the numerical performance of the proposed robust lower-rank estimator $\hat{\beta}_{MPSp}$ with a number of existing proposals. We consider, in particular, the FPCR_R estimator of Reiss & Ogden (2007), the smoothing spline estimator of Crambes, Kneip et al. (2009), the reproducing kernel hilbert space estimator of Yuan & Cai (2010) and the functional principal component M-estimator of Qingguo (2017). We briefly review these estimators.

Let $(t_1, \dots, t_k) \in [0, 1]$ denote the points of discretization of the curves $\{X_i(t)\}_{i=1}^n$ and let $\mathbf{S} := [X_i(t_j)]_{i,j}$ denote the $n \times k$ matrix of discretized signals. Further, let \mathbf{B} denote a $k \times (K + 4)$ matrix

of B-spline functions evaluated at the discretization points and let $\mathbf{B}(x) = (B_1(x), \dots, B_{K+4}(x))^\top$ be the vector of B-spline functions. Then, FPCR_R minimizes

$$\left\| \mathbf{Y} - \alpha \mathbf{1} - \mathbf{SB} \widehat{\mathbf{V}}_A \boldsymbol{\beta}_1 \right\|_E^2 + \lambda \boldsymbol{\beta}_1^\top \widehat{\mathbf{V}}_A^\top \mathbf{D}_2 \widehat{\mathbf{V}}_A \boldsymbol{\beta}_1,$$

where $\widehat{\mathbf{V}}_A$ is the matrix of the first A right singular vectors of \mathbf{SB} . The estimator for the coefficient function is then given by $\widehat{\beta}_{\text{FPCR}_R}(t) = \mathbf{B}^\top(t) \widehat{\mathbf{V}}_A \boldsymbol{\beta}_1$. Free selection of the smoothing parameters K , A and λ is computationally intensive and in practice the procedure is implemented by fixing $K = 36$, selecting A such that the explained variation of \mathbf{SB} is 0.99 and estimating λ with restricted maximum likelihood.

Let $\mathcal{W}_2^2([0, 1])$ denote the Sobolev space of functions with absolutely continuous first derivative and square integrable second derivative. Crambes, Kneip et al. (2009) propose estimating $\beta(t)$ by

$$\widehat{\beta}_{SSp}(t) = \operatorname{argmin}_{\beta(\cdot) \in \mathcal{W}_2^2([0,1])} \left[n^{-1} \sum_{i=1}^n \left\{ (Y_i - \bar{Y}) - k^{-1} \sum_{j=1}^k \beta(t_j) (X_i(t_j) - \bar{X}(t_j)) \right\}^2 + \lambda \left\{ k^{-1} \sum_{j=1}^k \pi_\beta^2(t_j) + \int_{[0,1]} \left\{ \beta^{(2)}(t) \right\}^2 dt \right\} \right],$$

where $\pi_\beta(\cdot)$ denotes the projection of $\beta(\cdot)$ onto the space of discretized linear polynomials and $\lambda > 0$ is the regularization parameter. Letting $N_1(t), \dots, N_k(t)$ denote a basis for the space of natural splines $NS^4(t_1, \dots, t_k)$, the solution can be shown to be of the form $\widehat{\beta}_{SSp}(t) = \sum_{j \leq k} \widehat{\beta}_j N_j(t)$. Selection of λ is carried out with generalized cross-validation.

Taking a reproducing kernel Hilbert space perspective, Yuan & Cai (2010) proposed estimating $\beta(\cdot)$ by

$$\widehat{\beta}_{RKHS}(t) = \operatorname{argmin}_{\beta(\cdot) \in \mathcal{W}_2^2([0,1])} \left[n^{-1} \sum_{i=1}^n \left\{ (Y_i - \bar{Y}) - \int_{[0,1]} ((X_i(t) - \bar{X}(t)) \beta(t) dt \right\}^2 + \lambda \int_{[0,1]} \left\{ \beta^{(2)}(t) \right\}^2 dt \right].$$

It can be shown that $\widehat{\beta}_{RKHS}(\cdot)$ is of the form $\beta(t) = d_1 + d_2 t + \sum_{i=1}^n c_i \int_{[0,1]} [X_i(s) - \bar{X}(s)] K(t, s) ds$ for some vectors \mathbf{d} and \mathbf{c} , with $K : \mathbb{R} \times \mathbb{R} \rightarrow \mathbb{R}$ the reproducing kernel of $\mathcal{W}_2^2([0, 1])$, see Hsing & Eubank (2015) for more details. The regularization parameter λ is selected through generalized cross-validation.

Finally, writing $\beta(t) = \sum_{j=1}^m \beta_j \widehat{\phi}_j(t)$ and $X_i(t) = \sum_{j=1}^m \widehat{\xi}_{ij} \widehat{\phi}_j(t)$ for some $m < n$, with $\widehat{\phi}_1, \dots, \widehat{\phi}_m$ the orthonormal eigenfunctions of Γ_n corresponding to the largest eigenvalues and the scores $\widehat{\xi}_{ij} = \int_{[0,1]} X_i(t) \widehat{\phi}_j(t) dt$, Qingguo (2017) proposed robustly estimating $\beta(t)$ by minimizing

$$n^{-1} \sum_{i=1}^n \rho \left(Y_i - \alpha - \sum_{j=1}^m \beta_j \widehat{\xi}_{ij} \right),$$

with respect to $\alpha \in \mathbb{R}$ and $\boldsymbol{\beta} \in \mathbb{R}^m$, where $\rho(\cdot)$ is a convex loss function, which is the Huber loss function in our implementation. The resulting estimator, denoted by $\widehat{\beta}_{MFPC}(\cdot)$, is not scale

equivariant. The smoothing parameter m is selected by minimizing a robust Bayesian Information Criterion.

For the purpose of comparison, we further consider the least-squares version of the penalized-spline estimator, denoted by $\hat{\beta}_{LSPSp}$, as described by Cardot, Ferraty et al. (2003). These authors proposed to select the penalty parameter via generalized cross-validation. All estimators were implemented in the freeware R (R Development Core Team, 2019). The $FPCR_R$ estimator is implemented through the package `refund` (Crainiceanu, Reiss et al., 2012) while the smoothing spline, reproducing kernel and functional principal component estimators were implemented through custom-made functions that are available in the supplementary material. The penalized M-estimator was tuned for 95% nominal efficiency throughout the simulation experiments and real data examples of the following sections.

4.2 A Monte Carlo study

In our simulation scenarios we examine the effects of the roughness of the trajectories, the shape of the true coefficient function and outlying observations on the estimators. To that end, we consider random functions according to two designs. The curves are generated as

$$X(t) = \sum_{j \leq 50} \gamma_j Z_j \phi_j(t), \quad (17)$$

with $(\gamma_j, Z_j, \phi_j(t))$ taken according to

- (a) $\gamma_j = \sqrt{2}/((j - 1/2)\pi)$, $Z_j \sim \mathcal{N}(0, 1)$ and $\phi_j(t) = \sin((j - 1/2)\pi t)$ for $j \geq 1$,
- (b) $\gamma_1 = 1$, $\gamma_j = 0.2(-1)^{j+1}(1 - 0.0001j)$ for $2 \leq j \leq 4$ and $\gamma_j = 0.2(-1)^{j+1}[(5\lfloor j/5 \rfloor)^{-1.5/2} - 0.0001(j \bmod 5)]$ for $j \geq 5$, $Z_j \sim \mathcal{U}[-\sqrt{3}, \sqrt{3}]$ for $j \geq 1$, $\phi_1(t) = 1$ and $\phi_j(t) = \sqrt{2} \cos(2\pi t)$ for $j \geq 2$.

The first process yields an infinitely differentiable approximation to the Wiener process. The second process is a frequently used pathological case (see e.g., Hall & Horowitz, 2007; Yuan & Cai, 2010) as its eigenvalues γ_j differ little within each block of five. We shall henceforth refer to the first family of stochastic processes as the "well-spaced" case and to the second one as the "closely-spaced" case. Some representative curves of the two families are plotted in Figure 1.

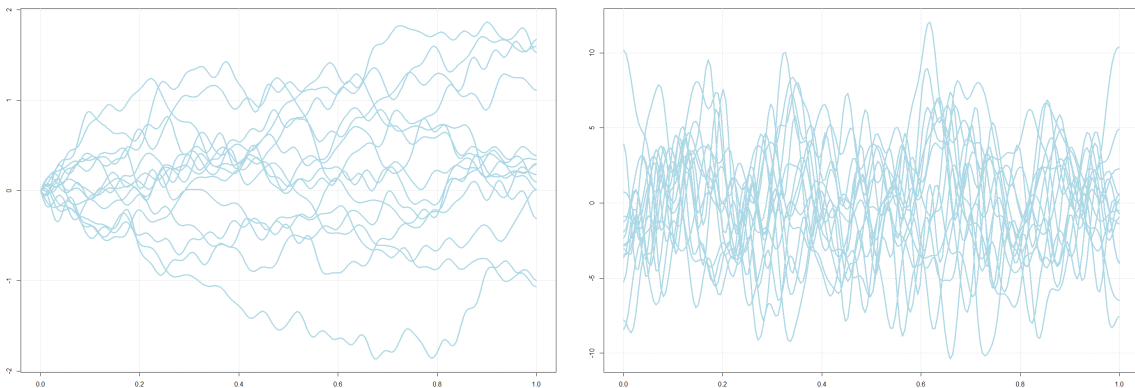


Figure 1: Curves from the well-spaced (left) and the closely-spaced (right) processes

The functional predictors of both designs are combined with four different coefficient functions which are given by

1. $\beta_1(x) = \cos(2\pi x)$,
2. $\beta_2(x) = -\phi(x, 0.2, 0.03) + 3\phi(x, 0.5, 0.4) + \phi(x, 0.75, 0.05)$,
3. $\beta_3(x) = 1/(1 + \exp\{-20(x - 0.5)\})$,
4. $\beta_4(x) = 1/(0.1 + x) + 8 \exp\{-400(x - 0.5)^2\}$,

where $\phi(\cdot)$ denotes the standard Gaussian density. These functions represent a variety of different characteristics: $\beta_1(\cdot)$ is bowl-shaped, $\beta_2(\cdot)$ is bumpy, $\beta_3(\cdot)$ is a sigmoid while $\beta_4(\cdot)$ has a big spike at $x = 0.5$. Due to their local characteristics, functions $\beta_2(\cdot)$ and $\beta_4(\cdot)$ are more difficult to estimate other things being equal.

In order to assess the effect of deviating observations several heavy tailed error distributions were considered. Other than the standard Gaussian distribution, we have considered with a t-distribution with 3 degrees of freedom, a convex combination of Gaussians with means equal to 0 and 10 and weights equal to 0.9 and 0.1 respectively, as well as Tukey's slash distribution. Table 1 summarizes the average and median mean squared error performance of the competing estimators for sample sizes of 100 and 1000 replications. Since the qualitative conclusions differ little, we only present the results for $\beta_1(\cdot)$ and $\beta_2(\cdot)$ in the well-spaced case and for $\beta_3(\cdot)$ and $\beta_4(\cdot)$ in the closely-spaced case.

The results in Table 1 indicate that the penalized spline estimators (upper part of the table) regularly outperform both smoothing spline and functional principal component estimators. With the exception of $\hat{\beta}_{RKHS}$, for which mean-estimation is difficult, the latter estimators exhibit acceptable performance in the well-spaced setting under Gaussian errors, but suffer greatly if these stringent conditions are violated. By contrast, the lower rank estimators of the upper part of the table maintain a consistent performance throughout Gaussian data, although $\hat{\beta}_{FPCR_R}$ is, due to its construction, more sensitive to the spacing. The M-type estimator, $\hat{\beta}_{MPS_p}$, matches the performance of the least-squares estimators, $\hat{\beta}_{FPCR_R}$ and $\hat{\beta}_{LSPS_p}$ and even occasionally outperforms them. This curious fact may be attributed to the different methods for the selection of the penalty parameter, with the corrected AIC proving to be effective in this regard.

Heavier-tailed error distributions affect the performance of all estimators but clearly not to the same extent. The least-squares estimators are extremely sensitive to even mild deviations from the Gaussian ideal and as a result $\hat{\beta}_{MPS_p}$ performs the best already at the t-distribution with 3 degrees of freedom. The functional principal component estimator, $\hat{\beta}_{MFPC}$, also exhibits a degree of resistance but, as noted previously, its overall performance can be quite poor if the spacing of the eigenvalues is small. At least for the smooth functions in consideration here, penalized splines seem to yield substantially better results than functional principal component estimators while also requiring fewer assumptions. Similar remarks may be found in Cardot, Ferraty et al. (2003).

$\beta(\cdot)$	Distribution	$\hat{\beta}_{FPCR_R}$		$\hat{\beta}_{LSPSp}$		$\hat{\beta}_{MPSp}$	
		Mean	Median	Mean	Median	Mean	Median
$\beta_1(\cdot)$	Gaussian	0.19	0.18	0.18	0.14	0.09	0.08
	t_3	0.44	0.38	0.58	0.38	0.14	0.12
	M. Gaussian	1.10	1.01	1.75	1.29	0.18	0.15
	Slash	32235	11.50	15406	31.34	2.88	0.94
$\beta_2(\cdot)$	Gaussian	0.29	0.29	0.32	0.31	0.32	0.32
	t_3	0.76	0.66	0.85	0.74	0.56	0.54
	M. Gaussian	2.45	2.35	2.98	2.79	0.96	0.79
	Slash	664	36.61	2819	54.03	15.70	4.64
$\beta_3(\cdot)$	Gaussian	0.59	0.50	0.27	0.26	0.23	0.22
	t_3	1.10	0.98	0.78	0.65	0.37	0.35
	M. Gaussian	2.87	2.76	2.65	2.44	0.55	0.49
	Slash	1818.31	36.47	2115	52.35	9.35	2.73
$\beta_4(\cdot)$	Gaussian	1.61	1.20	0.38	0.38	0.41	0.40
	t_3	2.17	1.79	1.07	0.93	0.73	0.69
	M. Gaussian	4.66	4.44	3.56	3.47	1.32	1.07
	Slash	2157.28	61.96	3270.9	66.14	129.9	6.21

$\beta(\cdot)$	Distribution	$\hat{\beta}_{SSp}$		$\hat{\beta}_{RKHS}$		$\hat{\beta}_{MFPC}$	
		Mean	Median	Mean	Median	Mean	Median
$\beta_1(\cdot)$	Gaussian	0.08	0.08	0.54	0.47	0.30	0.28
	t_3	0.23	0.19	0.68	0.50	0.51	0.47
	M. Gaussian	0.69	0.59	1.12	0.85	0.77	0.69
	Slash	1111	11.96	13611	12.31	7.495	2.64
$\beta_2(\cdot)$	Gaussian	136	0.31	2628	2685	1.65	1.49
	t_3	174	0.73	2591	2595	2.21	2.00
	M. Gaussian	137	2.54	2580	2621	4.01	3.38
	Slash	9097	47.48	9801	2731	49.88	12.40
$\beta_3(\cdot)$	Gaussian	633.1	629.0	686.5	696.0	2968	2834
	t_3	647.91	644.12	669.3	686.3	2986	2818
	M. Gaussian	661.3	655.5	661.4	672.8	2952	2824
	Slash	6878	754.6	2132	731.3	3341	3126
$\beta_4(\cdot)$	Gaussian	5823	5771	7737	7122	4232	4152
	t_3	5527	5438	7535	7142	4256	4160
	M. Gaussian	5055	5008	7831	7158	4259	4125
	Slash	41438	5240	349757	7676	5123	4437

Table 1: Mean and median mean-squared errors over 1000 replications.

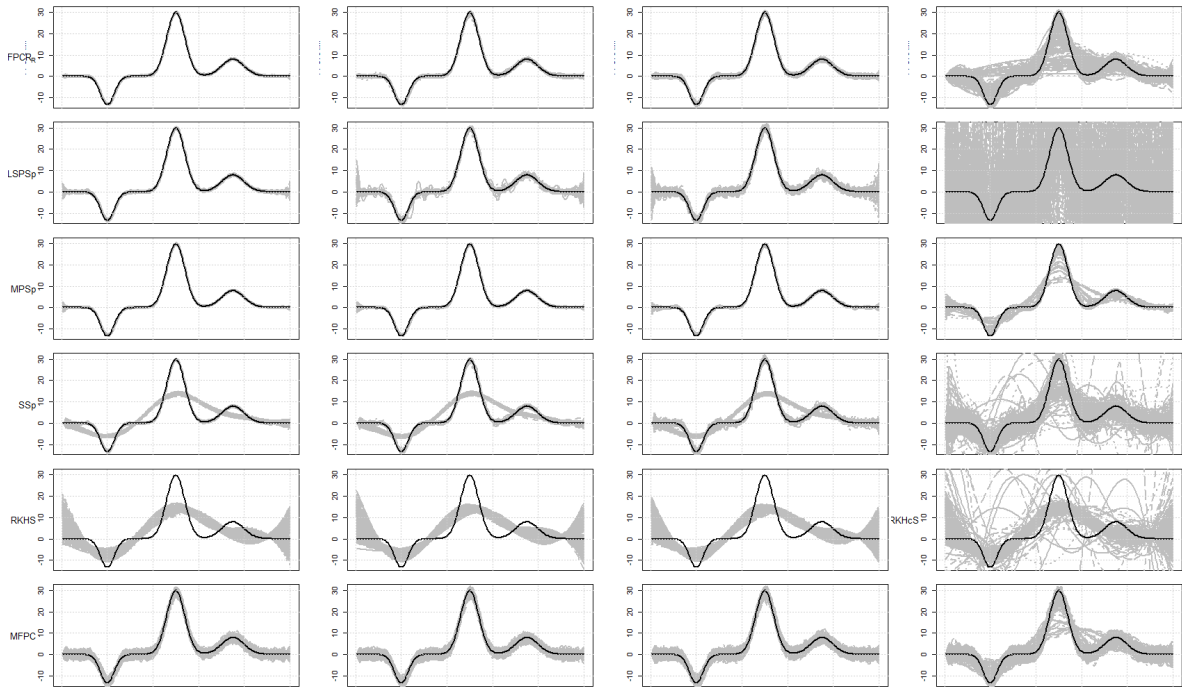


Figure 2: Results for $\beta_2(\cdot)$. Left to right: Gaussian, t-, mixture of Gaussians and Slash errors.

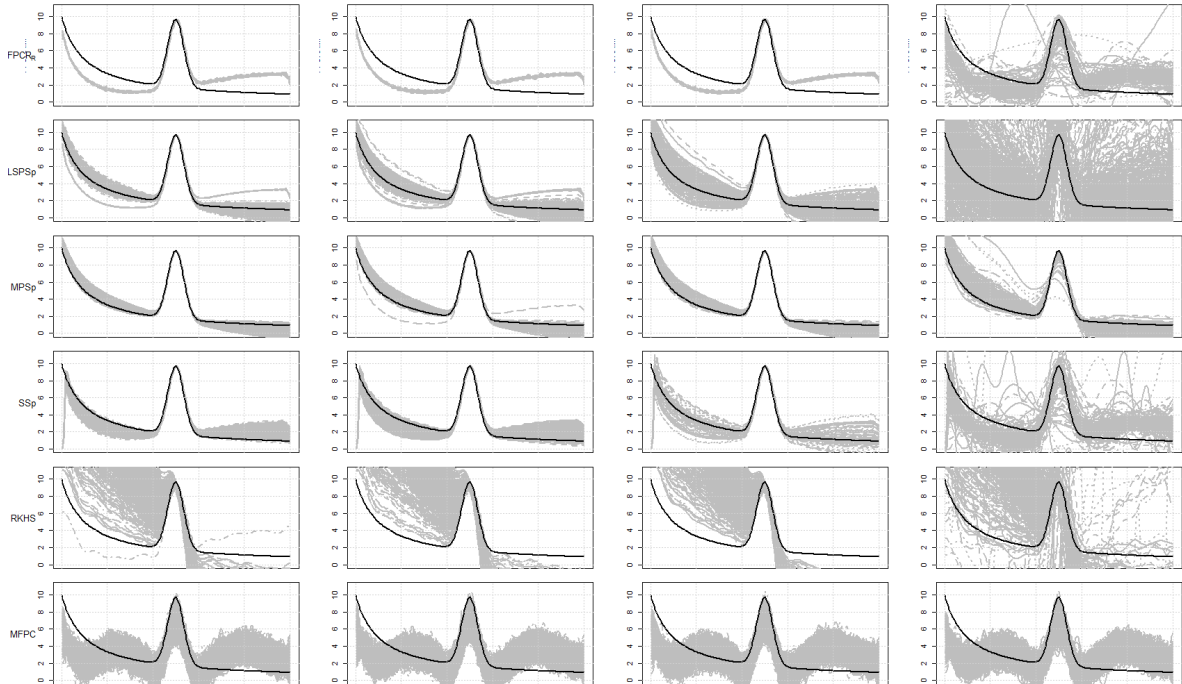


Figure 3: Results for $\beta_4(\cdot)$. Left to right: Gaussian, t-, mixture of Gaussians and Slash errors.

To further illustrate the performance of the estimators, Figures 2 and 3 present the results for the slope functions $\beta_2(\cdot)$ and $\beta_4(\cdot)$ graphically. The plots demonstrate the flexibility and overall sound performance of $\hat{\beta}_{MPSp}$ in a variety of settings including contaminated samples and rough trajectories, which greatly affect competing estimators.

5 Real data example: archaeological glass vessels

In this section we apply the proposed M-type penalized spline estimator to the popular glass dataset. This dataset contains measurements for 180 archaeological (15th to 17th century) glass vessels that were recently excavated from the old city of Antwerp, which prior to the tumultuous 17th century was one of the largest ports in Europe with extensive ties with commercial centers all over the continent. See Janssens, Deraedt et al. (1998) for more background details. The dataset is freely available in the R-packages `chemometrics` (Filzmoser & Varmuza, 2017) and `cellWise` (Raymaekers, Rousseeuw et al., 2019).

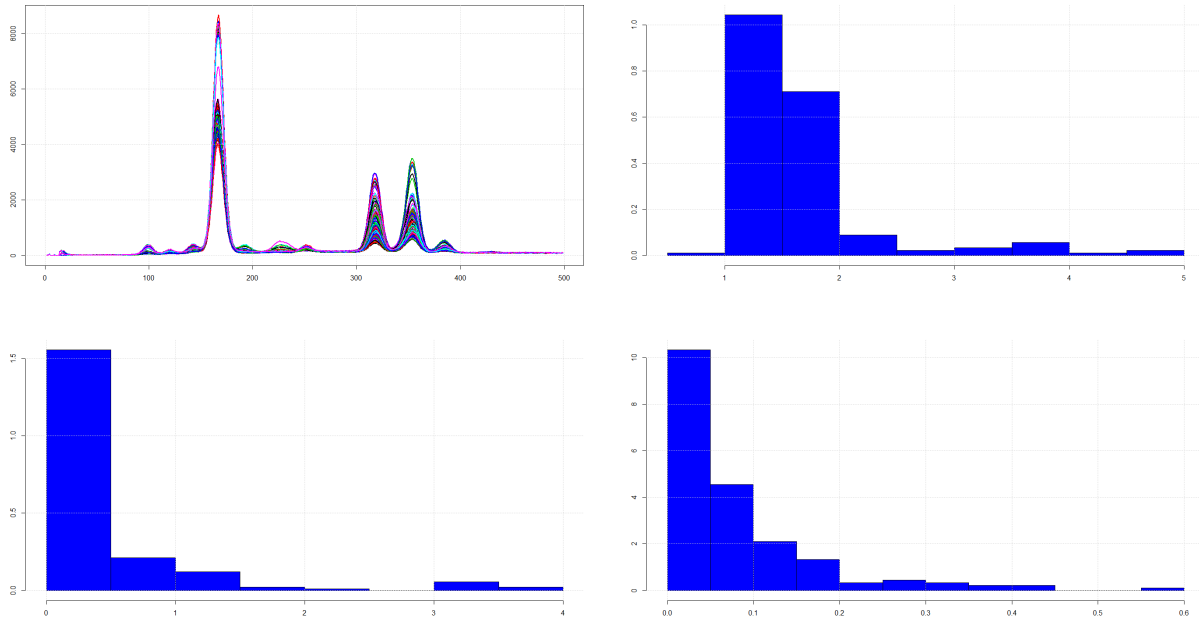


Figure 4: Glass spectra and 3 chemical compounds.

For each of the vessels we are in possession of near-infrared spectra with 486 wavelengths along with the values of 13 chemical compounds, which are crucial for the determination of the type of glass as well as its origin. Plots of the spectra and some of the chemical compounds are given in Figure 4. From the plot of the spectra it may be conjectured that there are three types of glass in the sample, which indeed is the key finding of Janssens, Deraedt et al. (1998). The histograms further indicate that the distributions of the chemical compounds are right-skewed with several potential outliers.

Compound	RMSPE		RMSPE(0.9)	
	FPCR _R	MPSp	FPCR _R	MPSp
Na2O	0.984	0.734	0.729	0.486
MgO	0.173	0.184	0.127	0.120
Al2O3	0.076	0.074	0.055	0.053
SiO2	0.730	0.750	0.550	0.436
P2O5	0.054	0.044	0.040	0.030
SO3	0.055	0.029	0.039	0.021
Cl	0.020	0.019	0.014	0.012
K2O	0.223	0.211	0.158	0.139
CaO	0.251	0.226	0.177	0.157
MnO	0.183	0.178	0.134	0.124
Fe2O3	0.090	0.085	0.0537	0.050
BaO	0.043	0.021	0.028	0.014
PbO	0.133	0.114	0.092	0.077

Table 2: RMSPE and RMSPE(0.9) for the 13 compounds. Best performances in bold.

In this example we focus on assessing the predictive performance of MPSp in relation to the FPCR_R estimator. To measure the prediction performance of the methods, we apply 5-fold cross validation. For each chemical compound we then compute the root mean squared error of the predictions (RMSPE) obtained by the different estimators. To take into account that some of the left-out observations may be outliers, we also calculate the 10% upper trimmed version of this statistic, denoted by RMSPE(0.9). The results are summarized in Table 2.

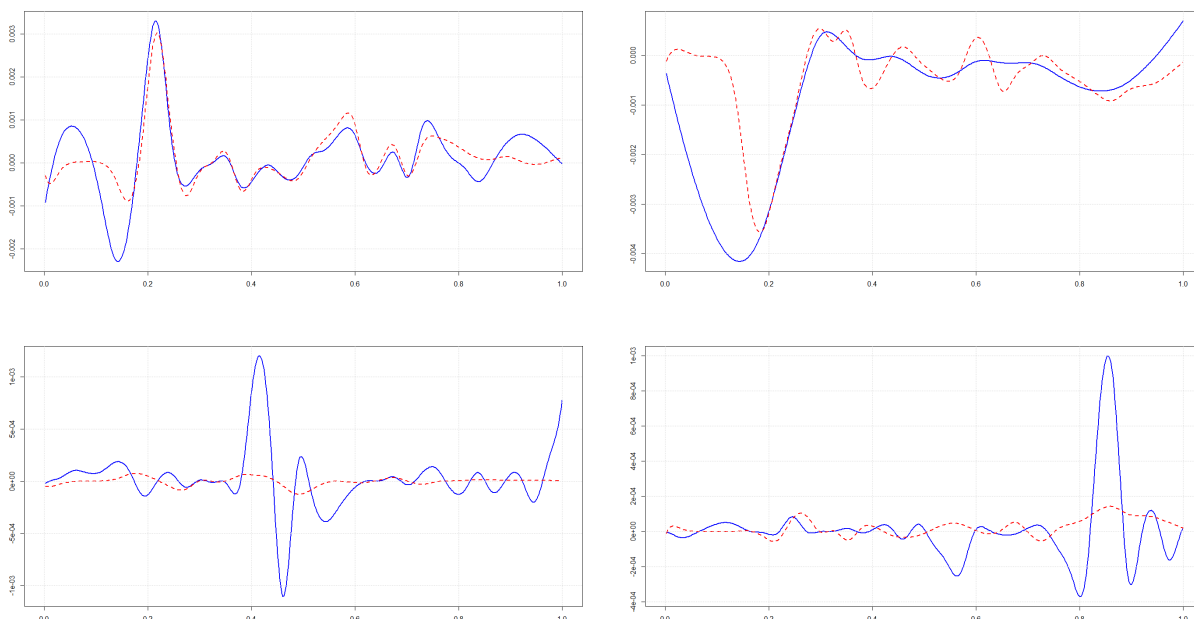


Figure 5: Four of the thirteen estimated coefficient functions. The solid blue lines represent the MPSp estimates and the dashed red lines the FPCR_R estimates.

It may be seen that MPSp outperforms FPCR_R in all but two compounds with respect to RMSPE and outperforms FPCR_R in every compound with respect to RMSPE(0.9). The more robust RMSPE(0.9), which is more appropriate in this setting as seen in Figure 4, confirms that MPSp provides better fits for the majority of the observations, leading to better overall predictions of the observations following the model. Some typical estimates for the coefficient functions are shown in Figure 5. Interestingly, the plots hint that the lesser performance of FPCR_R in this setting may be due to oversmoothing, which in turn is likely caused by the observations that deviate from the ideal model assumptions.

6 Discussion

In this paper we have provided theoretical and practical justification for the use of the M-type penalized spline estimator for functional regression. Several extensions are of interest. Penalized M-estimators with a bounded ρ function are covered by our theory and offer some protection against bad leverage points. However, as discussed in Section 2.2, such estimates are computationally challenging. As an alternative one may wish to employ a convex M-estimator with weights on the functional design to reduce the effect of outlying curves, imitating classical generalized M-estimates, see, e.g., Maronna & Yohai (2006, Chapter 5). Such weights may be based on, for example, a modification of integrated depth that emphasizes the shape of the random functions (Nagy & Gijbels et al., 2017). Despite being straightforward to apply, data-dependent weighting schemes present a series of theoretical difficulties that we aim to address in a separate work.

Another useful extension of the ideas presented herein involves the inclusion of either a set of scalar covariates or nonparametric components into the functional linear model (1). Such models are nowadays referred to as "partial functional" and "semi-functional" models respectively and have seen a surge in their popularity in recent years both from a practical and a theoretical point of view. We are confident that a robust and effective estimation procedure for such models may be developed along similar lines and we aim to study such extensions as part of our future work.

Appendix: Proofs of the theoretical results

The appendix contains the proofs of Theorem 1, Theorem 2 and Corollary 1. A proof of the convergence of the modified IRLS algorithm can be obtained from the authors upon request. For the proofs we need the following three lemmas.

Lemma 1. *For each $f \in \mathcal{C}^j[a, b]$ there exists a spline function s_f of order p , $p > j$ with knots at $\{t_i\}_i$ such that*

$$\sup_{x \in [a, b]} |f(x) - s_f(x)| \leq \text{const.}_{p,j} |\mathbf{t}|^j \sup_{|x-y| < \mathbf{t}} |f^{(j)}(x) - f^{(j)}(y)|$$

where $\mathbf{t} = \max_i |t_i - t_{i-1}|$ and the constant depends only on p and j .

Proof. See De Boor (2001, pp.145-149). □

Lemma 2. *There is a constant D_p such that for any spline $s(\cdot) = \sum_{j \leq K+p} c_j B_{K,j}(\cdot)$ of order p with equispaced interior knots*

$$D_p K^{-1} \|\mathbf{c}\|_E^2 \leq \|s\|^2 \leq K^{-1} \|\mathbf{c}\|_E^2,$$

where $\|\cdot\|_E$ denotes the standard Euclidean norm.

Proof. This is the first part of Theorem 4.2 of DeVore & Lorentz (1993). \square

Lemma 3. Under Assumptions 1-5 the penalized least-squares estimator $\tilde{\beta}(\cdot) = \sum_{j \leq K+p} \tilde{\beta}_j B_{K,j}(\cdot)$ obtained by minimizing (4) with $\rho(x) = x^2$ satisfies

$$\mathbb{E}_\epsilon \|\tilde{\beta} - \beta\|_{\Gamma_n}^2 = O_P \left(\frac{K}{n} + \lambda + K^{-2p} \right),$$

provided that $K \rightarrow \infty$, $\lambda \rightarrow 0$ and $K/n \rightarrow 0$.

Proof. The lemma may be proved by standard techniques, we omit the proof here. \square

The following proof of Theorem 1 obtains the asymptotic representation of the penalized M-estimator discussed in Section 3.

Proof of Theorem 1. Define the estimating equations

$$\Phi(\beta) = -\frac{1}{n} \sum_{i=1}^n \psi(Y_i - \mathbf{x}_i^\top \beta) \mathbf{x}_i + 2\lambda \mathbf{D}_q \beta, \quad (18)$$

$$\Psi(\beta) = -\frac{1}{n} \sum_{i=1}^n (\tilde{Y}_i - \mathbf{x}_i^\top \beta) \mathbf{x}_i + 2 \frac{\lambda}{\mathbb{E}\{\psi'(\epsilon)\}} \mathbf{D}_q \beta, \quad (19)$$

with $\tilde{Y}_i = \langle X_i, \beta \rangle + \psi(\epsilon_i)/\mathbb{E}\{\psi'(\epsilon)\}$. The zero of $\Phi(\beta)$ is our estimator. The zero of $\Psi(\beta)$ does not correspond to a real estimator, but since it is of least-squares type its theoretical properties follow from Lemma 3.

Expanding $\Psi(\beta)$ we can write

$$\Psi(\beta) = -\frac{1}{n} \sum_{i=1}^n \left\{ \langle X_i, \beta \rangle - \mathbf{x}_i^\top \beta \right\} \mathbf{x}_i - \frac{1}{n \mathbb{E}\{\psi'(\epsilon)\}} \sum_{i=1}^n \psi(\epsilon_i) \mathbf{x}_i + 2 \frac{\lambda}{\mathbb{E}\{\psi'(\epsilon)\}} \mathbf{D}_q \beta.$$

Let $\lambda_0 := 2\lambda/\mathbb{E}\{\psi'(\epsilon)\}$ and define $\mathbf{G} := n^{-1} \mathbf{X}^\top \mathbf{X} + \lambda_0 \mathbf{D}_q$. A Taylor expansion allows us to write

$$\begin{aligned} \sum_{i=1}^n \psi(Y_i - \mathbf{x}_i^\top \beta) \mathbf{x}_i &= \sum_{i=1}^n \psi(\epsilon_i + \langle X_i, \beta \rangle - \mathbf{x}_i^\top \beta) \mathbf{x}_i \\ &= \sum_{i=1}^n \psi(\epsilon_i) \mathbf{x}_i + \sum_{i=1}^n \psi'(\epsilon_i) \left\{ \langle X_i, \beta \rangle - \mathbf{x}_i^\top \beta \right\} \mathbf{x}_i \\ &\quad + \frac{1}{2} \sum_{i=1}^n \psi''(c_i) \left\{ \langle X_i, \beta \rangle - \mathbf{x}_i^\top \beta \right\}^2 \mathbf{x}_i. \end{aligned}$$

for some mean values c_i each depending on the i th observation. On \mathbb{R}^{K+p} define the bilinear form

$$\|\cdot\|_G^2 : \mathbb{R}^{K+p} \rightarrow \mathbb{R}_+ \quad \mathbf{w} \mapsto n^{-1} \|\mathbf{XG}^{-1} \mathbf{w}\|_E^2,$$

and note that $\|\cdot\|_{\mathbf{G}}$ is well-defined because \mathbf{G} is invertible for large n by Assumption 3. From the triangle inequality and (18)-(19) we have

$$\|\Psi(\boldsymbol{\beta}) - \Phi(\boldsymbol{\beta})/\mathbb{E}\{\psi'(\epsilon)\}\|_{\mathbf{G}} \leq T_1 + T_2,$$

with

$$\begin{aligned} T_1 &= \left\| \frac{1}{n\mathbb{E}\{\psi'(\epsilon)\}} \sum_{i=1}^n \psi'(\epsilon_i) \left\{ \langle X_i, \boldsymbol{\beta} \rangle - \mathbf{x}_i^\top \boldsymbol{\beta} \right\} \mathbf{x}_i - \frac{1}{n} \sum_{i=1}^n \left\{ \langle X_i, \boldsymbol{\beta} \rangle - \mathbf{x}_i^\top \boldsymbol{\beta} \right\} \mathbf{x}_i \right\|_{\mathbf{G}} \\ &= \left\| \frac{1}{n\mathbb{E}\{\psi'(\epsilon)\}} \sum_{i=1}^n \left\{ \langle X_i, \boldsymbol{\beta} \rangle - \mathbf{x}_i^\top \boldsymbol{\beta} \right\} \left\{ \psi'(\epsilon_i) - \mathbb{E}\{\psi'(\epsilon)\} \right\} \mathbf{x}_i \right\|_{\mathbf{G}}, \end{aligned}$$

and

$$T_2 = \left\| \frac{1}{2n\mathbb{E}\{\psi'(\epsilon)\}} \sum_{i=1}^n \psi''(\epsilon_i) \left\{ \langle X_i, \boldsymbol{\beta} \rangle - \mathbf{x}_i^\top \boldsymbol{\beta} \right\}^2 \mathbf{x}_i \right\|_{\mathbf{G}}.$$

Taking conditional expectations with respect to ϵ and using the identical distributions and the independence of ϵ and $\{X_i\}_i$ we obtain

$$\begin{aligned} \mathbb{E}_\epsilon T_1^2 &= \frac{\text{Var}\{\psi'(\epsilon)\}}{n^2 [\mathbb{E}\{\psi'(\epsilon)\}]^2} \sum_{i=1}^n \left\{ \langle X_i, \boldsymbol{\beta} \rangle - \mathbf{x}_i^\top \boldsymbol{\beta} \right\}^2 \|\mathbf{x}_i\|_{\mathbf{G}}^2 \\ &\leq n^{-1} \max_{1 \leq i \leq n} \|\mathbf{x}_i\|_{\mathbf{G}}^2 \frac{\text{Var}\{\psi'(\epsilon)\}}{[\mathbb{E}\{\psi'(\epsilon)\}]^2} n^{-1} \sum_{i=1}^n \left\{ \langle X_i, \boldsymbol{\beta} \rangle - \mathbf{x}_i^\top \boldsymbol{\beta} \right\}^2. \end{aligned} \quad (20)$$

The second term, T_2 , can now be bounded as follows

$$\begin{aligned} T_2 &\leq \frac{\sup_x |\psi''(x)|}{2\mathbb{E}\{\psi'(\epsilon)\}} n^{-1} \sum_{i=1}^n \left\{ \langle X_i, \boldsymbol{\beta} \rangle - \mathbf{x}_i^\top \boldsymbol{\beta} \right\}^2 \|\mathbf{x}_i\|_{\mathbf{G}} \\ &\leq \frac{\sup_x |\psi''(x)|}{2\mathbb{E}\{\psi'(\epsilon)\}} \max_{1 \leq i \leq n} \|\mathbf{x}_i\|_{\mathbf{G}} n^{-1} \sum_{i=1}^n \left\{ \langle X_i, \boldsymbol{\beta} \rangle - \mathbf{x}_i^\top \boldsymbol{\beta} \right\}^2 \end{aligned} \quad (21)$$

where we again have used Assumption 5.

Now let $\beta^*(t) = \sum_j \beta_j^* B_{K,j}(t)$ denote the spline approximation to $\beta(\cdot)$ constructed with the help of Lemma 1 and let $\tilde{\beta}(t) = \sum_j \tilde{\beta}_j B_{K,j}(t)$ denote the zero of $\Psi(\boldsymbol{\beta})$. We have

$$\begin{aligned} \|\tilde{\beta} - \beta^*\|_{\Gamma_n}^2 &\leq 2\|\tilde{\beta} - \beta\|_{\Gamma_n}^2 + 2\|\beta - \beta^*\|_{\Gamma_n}^2 \\ &:= S_1 + S_2 \end{aligned}$$

By Lemma 1, and Assumptions 1 and 2 there exists a constant D such that $S_2 \leq DK^{-2p}$ with probability one. On the other hand, since $\|\tilde{\beta} - \beta\|_{\Gamma_n}^2 = O_P(\mathbb{E}_\epsilon \|\tilde{\beta} - \beta\|_{\Gamma_n}^2) := O_P(C_n)$, by Lemma 3 there exists a constant $K_1(\delta)$ such that $S_2 \leq K_1 C_n$ with probability greater than $1 - \delta/4$. Hence, we can conclude that for some constant $K_2(\delta)$

$$\|\tilde{\beta} - \beta^*\|_{\Gamma_n} \leq 1/2(K_2 C_n)^{1/2} \quad (22)$$

with probability greater than $1 - \delta/4$. Define now the sets

$$F_n := \{s \in S_K^p : \|s - \beta^*\|_{\Gamma_n}^2 \leq K_2 C_n\}.$$

Letting $B := (\text{Var}\{\psi'(\epsilon)\}(\mathbb{E}\{\psi'(\epsilon)\})^{-2})^{1/2}$ and using the fact that $T_1 = O_P(\{\mathbb{E}_\epsilon[T_1^2]\}^{1/2})$ as well as (20) we deduce the existence of a constant $M(\delta)$ such that

$$T_1 \leq MB(n^{-1}A_n^2\|\beta - s\|_{\Gamma_n}^2)^{1/2},$$

where $A_n^2 = \max_{i \leq n} \|\mathbf{x}_i\|_{\mathbf{G}}^2$, with probability greater than $1 - \delta/8$. Working now on F_n , it follows by the previous decomposition that $\|\beta - s\|_{\Gamma_n}^2 \leq LC_n$ with probability also greater than $1 - \delta/8$ for some suitable constant $L(\delta)$. Combining these two events we see that

$$T_1 \leq MB(n^{-1}LC_n A_n^2)^{1/2}, \quad (23)$$

with probability greater than $1 - \delta/4$ for all large n . Similarly, If $s \in F_n$ and we set $B' := 2^{-1} \sup_x |\psi''(x)|/\mathbb{E}\{\psi'(\epsilon)\}$ by (21) we also have

$$T_2 \leq B' L A_n C_n \quad (24)$$

with probability greater than $1 - \delta/8$ for all large n .

Combining the above results yields

$$\begin{aligned} \|\Phi(\beta)/\mathbb{E}\{\psi'(\epsilon)\} - \mathbf{G}(\beta - \beta^*)\|_{\mathbf{G}} &\leq \|\Phi(\beta)/\mathbb{E}\{\psi'(\epsilon)\} - \Psi(\beta)\|_{\mathbf{G}} \\ &\quad + \|\mathbf{G}(\beta - \tilde{\beta}) - \mathbf{G}(\beta - \beta^*)\|_{\mathbf{G}} \\ &\leq MB(n^{-1}LC_n A_n^2)^{1/2} + B' LC_n A_n + 2^{-1}(K_2 C_n)^{1/2} \\ &= \left\{ MB(LK_2^{-1}n^{-1}A_n^2)^{1/2} + B' LK_2^{-1/2}A_n C_n^{1/2} + 2^{-1} \right\} (K_2 C_n)^{1/2}, \end{aligned} \quad (25)$$

on an event with probability greater than $1 - \delta$, the first inequality following from the fact that

$$\Psi(\beta) = \mathbf{G}\beta - n^{-1}\mathbf{X}^\top \mathbf{Y} = \mathbf{G}\beta - \mathbf{G}\tilde{\beta}$$

as $\tilde{\beta}$ is the zero of Ψ and the second inequality from the probabilistic bounds in (22)-(24). Furthermore, since \mathbf{D}_q is positive semidefinite and $\lambda_0 \geq 0$,

$$\begin{aligned} A_n^2 &= \max_{1 \leq i \leq n} \|\mathbf{x}_i\|_{\mathbf{G}}^2 = \max_{1 \leq i \leq n} n^{-1} \sum_{j=1}^n \left\{ \mathbf{x}_j^\top \mathbf{G}^{-1} \mathbf{x}_i \right\}^2 \\ &= \max_{1 \leq i \leq n} \mathbf{x}_i^\top \mathbf{G}^{-1} \left\{ n^{-1} \sum_{j=1}^n \mathbf{x}_j \mathbf{x}_j^\top \right\} \mathbf{G}^{-1} \mathbf{x}_i \\ &\leq \max_{1 \leq i \leq n} \mathbf{x}_i^\top \mathbf{G}^{-1} \mathbf{x}_i, \end{aligned}$$

we obtain $\lim_n A_n^2 C_n = \lim_n n^{-1} A_n^2 = 0$ in probability by Assumption 5. This in turn means that the term inside the curly brackets in (25) will be smaller than 1 for n sufficiently large with arbitrarily high probability.

For such n if $s \in F_n - \beta^*$ with coefficient vector β and we define

$$U(\beta) = \beta - \mathbf{G}^{-1} \Phi(\beta + \beta^*) / \mathbb{E}\{\psi'(\epsilon)\}$$

then by (25) we must have $\|\mathbf{X}U(\beta)\|_E^2 \leq K_2 C_n$. The set $F_n - \beta^*$ is clearly convex. Moreover, for sufficiently large n it is also compact. Indeed, the set is finite-dimensional, closed and it is also bounded because the matrix $n^{-1} \mathbf{X}^\top \mathbf{X}$ is nonsingular by assumption 3.

Now, note that $U(\beta)$ is a continuous function mapping the compact, convex set $F_n - \beta^*$ into itself. Thus, Brouwer's theorem guarantees the existence of a fixed point s' in $F_n - \beta^*$. Putting $\hat{\beta} := s' + \beta^*$, it is easily seen that $\Phi(\hat{\beta}) = \mathbf{0}$, i.e. $\hat{\beta}$ is the zero of the estimating equation. It should be noted that the application of Brouwer's theorem does not yield a unique fixed point; the fixed point will, however, be unique if ρ is strictly convex.

By the above it now follows that for sufficiently large n ,

$$\begin{aligned} n^{-1/2} \|\mathbf{X}\hat{\beta} - \mathbf{X}\tilde{\beta}\|_E &= \|\hat{\beta} - \tilde{\beta}\|_{\Gamma_n} = \|\Phi(\hat{\beta}) / \mathbb{E}\{\psi'(\epsilon)\} - \Psi(\hat{\beta})\|_{\mathbf{G}} \\ &\leq \left\{ MB(LK_2^{-1} n^{-1} A_n^2)^{1/2} + B' LK_2^{-1/2} A_n C_n^{1/2} \right\} (K_2 C_n)^{1/2}, \end{aligned}$$

where the inequality holds on an event of probability greater than $1 - \delta$. Applying again the probability limit relations $\lim n^{-1} A_n^2 = \lim A_n^2 C_n = 0$ shows that $\|\hat{\beta} - \tilde{\beta}\|_{\Gamma_n}^2 = o_P(C_n)$. The simple bound

$$\|\hat{\beta} - \beta\|_{\Gamma_n}^2 \leq 2\|\hat{\beta} - \tilde{\beta}\|_{\Gamma_n}^2 + 2\|\tilde{\beta} - \beta\|_{\Gamma_n}^2$$

and Lemma 3 now complete the proof. \square

Proof of Theorem 2. By definition of the covariance operator, the seminorm $\|\cdot\|_{\Gamma}$ and Cauchy-Schwartz we have that

$$\begin{aligned} \|\hat{\beta}_{MPSp} - \beta\|_{\Gamma}^2 &= \langle \Gamma(\hat{\beta}_{MPSp} - \beta), \hat{\beta}_{MPSp} - \beta \rangle \\ &= \langle \Gamma_n(\hat{\beta}_{MPSp} - \beta), \hat{\beta}_{MPSp} - \beta \rangle + \langle (\Gamma - \Gamma_n)(\hat{\beta}_{MPSp} - \beta), \hat{\beta}_{MPSp} - \beta \rangle \\ &\leq \|\hat{\beta}_{MPSp} - \beta\|_{\Gamma_n}^2 + \|\Gamma_n - \Gamma\|_{op} \|\hat{\beta}_{MPSp} - \beta\|^2 \\ &\leq \|\hat{\beta}_{MPSp} - \beta\|_{\Gamma_n}^2 + 2\|\Gamma_n - \Gamma\|_{op} \{ \|\hat{\beta}_{MPSp}\|^2 + \|\beta\|^2 \}, \end{aligned}$$

where $\|\cdot\|_{op}$ denotes the usual operator norm. By Theorem 1 $\|\hat{\beta}_{MPSp} - \beta\|_{\Gamma_n}^2 = O_P(K/n + \lambda + K^{-2p})$. Additionally, by Theorem 2.5 of Horváth & Kokoszka (2012) it holds that $n^{1/2} \|\Gamma_n - \Gamma\|_{op} = O_P(1)$. Since, by assumption $\beta(\cdot) \in \mathcal{H}_{p,v} \subset \mathcal{L}^2([0, 1])$, the theorem is proven if we establish that $\|\hat{\beta}_{MPSp}\|^2 = O_P(1)$.

Let $\beta^*(\cdot)$ denote the spline approximation to $\beta(\cdot)$ constructed with the help of Lemma 1. By

Lemma 2 and Theorem 1,

$$\begin{aligned}
\|\widehat{\beta}_{MPSp}\|^2 &\leq 2\|\widehat{\beta}_{MPSp} - \beta^*\|^2 + 2\|\beta^*\|^2 \\
&\leq \frac{2}{K}\|\widehat{\beta}_{MPSp} - \beta^*\|_E^2 + 4\|\beta^* - \beta\|^2 + 4\|\beta\|^2 \\
&\leq \frac{2}{K\rho_n}(\widehat{\beta}_{MPSp} - \beta^*)^\top n^{-1}\mathbf{X}^\top\mathbf{X}(\widehat{\beta}_{MPSp} - \beta^*) + O(K^{-2p}) + O(1) \\
&= \frac{2}{K\rho_n}\|\widehat{\beta}_{MPSp} - \beta^*\|_{\Gamma_n}^2 + O(1) \\
&= \frac{2}{K\rho_n}O_P\left(\frac{K}{N} + \lambda + K^{-2p}\right) + O(1) = O_P(1),
\end{aligned}$$

as $\rho_n^{-1}K^{-1}C_n = O_P(1)$ by assumption. This completes the proof of the theorem. \square

Proof of Corollary 1. Define the estimating equations

$$\begin{aligned}
\Phi_{\widehat{\sigma}}(\beta) &= -\frac{1}{n}\sum_{i=1}^n\psi\left(\frac{Y_i - \mathbf{x}_i^\top\beta}{\widehat{\sigma}}\right)\frac{\mathbf{x}_i}{\widehat{\sigma}} + 2\lambda\mathbf{D}_q\beta, \\
\Phi_{\sigma}(\beta) &= -\frac{1}{n}\sum_{i=1}^n\psi\left(\frac{Y_i - \mathbf{x}_i^\top\beta}{\sigma}\right)\frac{\mathbf{x}_i}{\sigma} + 2\lambda\mathbf{D}_q\beta.
\end{aligned}$$

The corollary can be proven with similar arguments as before, if it can be established that there exists a constant D such that on a set with high probability

$$\|\Phi_{\widehat{\sigma}}(\beta) - \Phi_{\sigma}(\beta)\|_{\mathbf{G}} \leq (DC_n)^{1/2}.$$

For this, an application of the mean-value theorem shows that

$$\begin{aligned}
\psi\left(\frac{Y_i - \mathbf{x}_i^\top\beta}{\widehat{\sigma}}\right)\frac{1}{\widehat{\sigma}} - \psi\left(\frac{Y_i - \mathbf{x}_i^\top\beta}{\sigma}\right)\frac{1}{\sigma} &= -\frac{\widehat{\sigma} - \sigma}{\sigma_{in}^2}\left\{\psi'\left(\frac{Y_i - \mathbf{x}_i^\top\beta}{\sigma_{in}}\right)\frac{Y_i - \mathbf{x}_i^\top\beta}{\sigma_{in}}\right. \\
&\quad \left. + \psi\left(\frac{Y_i - \mathbf{x}_i^\top\beta}{\sigma_{in}}\right)\right\},
\end{aligned}$$

for some mean values σ_{in} each depending on the i th observation. Taking $\sigma_n = \min_{1 \leq i \leq n} \sigma_{in}$ and noticing that $\sigma_n > 0$ for large enough n with high probability, we obtain

$$\|\Phi_{\widehat{\sigma}}(\beta) - \Phi_{\sigma}(\beta)\|_{\mathbf{G}} \leq \frac{\widehat{\sigma} - \sigma}{\sigma_n^2}A_n\left\{\frac{\sup_x|\psi'(x)|}{n\sigma_n}\sum_{i=1}^n|Y_i - \mathbf{x}_i^\top\beta| + \sup_x|\psi(x)|\right\},$$

and

$$\begin{aligned}
n^{-1}\sum_{i=1}^n|Y_i - \mathbf{x}_i^\top\beta| &= n^{-1}\sum_{i=1}^n|\epsilon_i + \langle X_i, \beta \rangle - \mathbf{x}_i^\top\beta| \leq n^{-1}\sum_{i=1}^n|\epsilon_i| + n^{-1}\sum_{i=1}^n|\langle X_i, \beta \rangle - \mathbf{x}_i^\top\beta| \\
&\leq n^{-1}\sum_{i=1}^n|\epsilon_i| + \left\{n^{-1}\sum_{i=1}^n\left(\langle X_i, \beta \rangle - \mathbf{x}_i^\top\beta\right)^2\right\}^{1/2} \\
&= n^{-1}\sum_{i=1}^n|\epsilon_i| + \|\beta - s\|_{\Gamma_n},
\end{aligned}$$

for a spline function $s(\cdot) \in S_K^p$. From this we may deduce that on F_n , by the Strong Law of Large Numbers and the root- n consistency of $\hat{\sigma}$ there exist constants D_1, D_2 , and D_3 such that

$$\begin{aligned} \|\Phi_{\hat{\sigma}}(\beta) - \Phi_{\sigma}(\beta)\|_{\mathbf{G}} &\leq D_1 A_n n^{-1/2} (D_2 + D_3 C_n^{1/2}) \\ &= (D_1 D_2 / D_3 A_n C_n^{-1/2} n^{-1/2} + D_1 A_n n^{-1/2}) D_3 C_n^{1/2} \end{aligned}$$

with high probability. Since $A_n C_n^{-1/2} n^{-1/2}$ is bounded for large n , by Assumption 7, and $A_n n^{-1/2} \rightarrow 0$ in probability, it follows that there exists a constant D such that for sufficiently large n

$$\|\Phi_{\hat{\sigma}}(\beta) - \Phi_{\sigma}(\beta)\|_{\mathbf{G}} \leq D C_n^{1/2},$$

and the rest of the proof of Theorem 1 carries over after incorporating σ into the loss function with the help of Assumption 6. \square

7 Bibliography

- CARDOT, H., FERRATY, F. & PASCAL, S. (1999) Functional linear model. *Statistics & Probability Letters* **45**(1), 11–22.
- CARDOT, H., FERRATY, F. & PASCAL, S. (2003) Spline estimators for the functional linear model. *Statistica Sinica* **13**(3), 571–591.
- CLAEKSENS, G., KRIVOBOKOVA, D. & OPSOMER, D. J. (2009) Asymptotic properties of penalised spline estimators. *Biometrika* **96**(3), 529–544.
- CRAMBES, C., KNEIP, A. & PASCAL, S. (2009) Smoothing splines estimators for functional linear regression. *The Annals of Statistics* **37**(1), 35–72.
- CRAINICEANU, M. C., REISS, P., GOLDSMITH, J., HUANG, L., HUO, L., SCHEIPL, F., GREVEN, S., HAREZLAK, J., KUNDU, M. G. & ZHAO, Y. refund: Regression with functional data. CRAN.
- DE BOOR, C. (2001) *A Practical Guide to Splines*, revised edition. Springer
- DEVORE, A. R. & LORENTZ, G. G. (1993) *Constructive approximation*. Springer.
- EUBANK, L. R. (1999) *Nonparametric Regression and Spline Smoothing*, second edition. CRC press.
- FERRATY, F. & VIEU, P. (2006) *Nonparametric functional data analysis: theory and practice*. Springer.
- FILZMOSER, P. & VARMUZA, K. (2019) *Multivariate Statistical Analysis in Chemometrics*. CRAN.
- GOLDSMITH, J., BOBB, J., CRAINICEANU, M. C., CAFFO, B. & REICH, D. Penalized functional regression. *Journal of Computational and Graphical Statistics* **20**(4), 830–851.
- GOLDSMITH, J. & SCHEIPL, F. (2014) Estimator selection and combination in scalar-on-function regression. *Computational Statistics & Data Analysis* **70**, 362–372.

- GREEN, J. P. & SILVERMAN, W. B. (1993) *Nonparametric Regression and Generalized Linear Models: A roughness penalty approach*. Chapman & Hall.
- GU, C.(2013) *Smoothing spline ANOVA models*, second edition. Springer.
- HALL, P. & HOROWITZ, L. J.(2007) Methodology and convergence rates for functional linear regression. *The Annals of Statistics* **35(1)**, 70–91.
- HAMPEL, R. F., RONCHETTI, M. E., ROUSSEEUW, J. P. & STAHEL, A. W.(2011) *Robust Statistics: The Approach Based on Influence Functions*, second edition. Wiley.
- HORVÁTH, L. & KOKOSZKA, P.(2012) *Inference for functional data with applications*. Springer.
- HSING, T. & EUBANK, R.(2015) *Theoretical foundations of functional data analysis, with an introduction to linear operators*. Wiley.
- HUANG, J., HOROWITZ, L. J. & MA, S.(2008) Asymptotic properties of bridge estimators in sparse high-dimensional regression models. *The Annals of Statistics* **36(2)**, 587–613.
- HUBER, J., P.(1964) Robust Estimation of a Location Parameter. *The Annals of Statistics* **35(1)**, 73-101.
- HUBER, J., P.(1973) Robust Regression: Asymptotics, Conjectures and Monte Carlo. *The Annals of Statistics* **1(5)**, 799-821.
- HUBER, J., P. & RONCHETTI, M. E.(2009) *Robust Statistics*, second edition. Wiley.
- HURVICH, M. C., SIMONOFF, J. & TSAI, C. (1998) Smoothing parameter selection in nonparametric regression using an improved Akaike information criterion. *Journal of the Royal Statistical Society: Series B* **60(2)**, 271–293.
- JAMES, M. G., WANG, J. & ZHU, J. (2009) Functional linear regression that’s interpretable. *The Annals of Statistics* **37(5A)**, 271–293.
- JANSSENS, K., DERAEDT, I., SCHALM, O. & VEECKMAN, J. (1998) *Composition of 15–17th century archaeological glass vessels excavated in Antwerp, Belgium*. Springer.
- SHI, P. & LI, G. (1995) Global convergence rates of B-spline M-estimators in nonparametric regression. *Statistica Sinica* **5(1)**, 303–318.
- LI, Y.& HSING, T.(2007) On rates of convergence in functional linear regression. *Journal of Multivariate Analysis* **98(9)**, 1782–1804.
- MARONNA, A. R., MARTIN, R. D. & YOHAI, J. V.(2006) *Robust Statistics: Theory and Methods*. Wiley.
- MARONNA, A. R.& YOHAI, J. V.(2013) Robust functional linear regression based on splines. *Computational Statistics & Data Analysis* **65**, 46–55.
- MORRIS, S. J. Functional regression *Annual Review of Statistics and Its Applications* **2**, 321–359.

- NAGY, S. GIJBELS, I. & HLUBINKA, D.(2017) Depth-based recognition of shape outlying functions. *Journal of Computational and Graphical Statistics* **26(4)**, 883–893.
- NOCEDAL, J., & WEIGHT, J. S.(2006) *Numerical Optimization*, second edition. Springer.
- QINGGUO, T.(2017) M-estimation for functional linear regression *Communications in Statistics - Theory and Methods* **46(8)**, 3782–3800.
- R DEVELOPMENT CORE TEAM (2019). *R: A Language and Environment for Statistical Computing*. Vienna, Austria: R Foundation for Statistical Computing. ISBN 3-900051-07-0, <http://www.R-project.org>.
- RAMSAY, O. J.(1982) When the data are functions. *Psychometrika* **47(4)**, 379–396.
- RAMSAY, O. J. & DALZELL, J. C.(1991) Some Tools for Functional Data Analysis. *Journal of the Royal Statistical Society: Series B* **53(3)**, 539–561.
- RAMSAY, O. J. & SILVERMAN, W. B. (2005) *Functional data analysis*, second edition. Springer.
- RAYMAEKERS, J., ROUSSEEUW, P., VAN DEN BOSSCHE, W. & HUBERT, M.(2019) Analyzing Data with Cellwise Outliers. CRAN.
- REISS, T. R. & OGDEN, R. T.(2007) Functional principal component regression and functional partial least squares. *Journal of the American Statistical Association* **102(479)**, 984–996.
- REISS, T. R., GOLDSMITH, J., SHANG, H. L. & TODD, R. T.(2017) Methods for scalar-on-function regression. *International Statistical Review* **85(2)**, 228–249.
- ROUSSEEUW, P. & YOHAI, J. V.(1984) Robust regression by means of S-estimators. *Robust and nonlinear time series analysis*, Springer.
- RUPPERT, D., WAND, P. M. & CARROLL, J. R. (2003) *Semiparametric Regression* Cambridge.
- SCHUMAKER, L.(2007) *Spline functions: basic theory*, third edition. Cambridge.
- SHIN, H. & LEE, S.(2016) An RKHS approach to robust functional linear regression. *Statistica Sinica* **26**, 255–272.
- STONE, J. C.(1985) Additive regression. *The Annals of Statistics* **13(2)**, 689–705.
- WAHBA, G.(1990) *Spline models for observational data*. Siam.
- WELSH, H. A.(1989) On M -processes and M -estimation. *The Annals of Statistics* **17(1)**, 337–361.
- YOHAI, J. V. & MARONNA, A. R.(1979) Asymptotic Behavior of M-Estimators for the Linear Model. *The Annals of Statistics* **7(2)**, 258–268.
- YUAN, M. & CAI, T.(2010) A reproducing kernel Hilbert space approach to functional linear regression. *The Annals of Statistics* **38(6)**, 3412–3444.
- ZHAO, Y., OGDEN, R. T. & REISS, T. P.(2012) Wavelet-based LASSO in functional linear regression. *Journal of Computational and Graphical Statistics* **21(3)**, 600–617.
- ZHOU, J. & CHEN, M.(2012) Spline estimators for semi-functional linear model. *Statistics & Probability Letters* **82(3)**, 505–513.