

Reactive Probabilistic Programming

GUILLAUME BAUDART, MIT-IBM Watson AI Lab, IBM Research, USA

LOUIS MANDEL, MIT-IBM Watson AI Lab, IBM Research, USA

ERIC ATKINSON, MIT, USA

BENJAMIN SHERMAN, MIT, USA

MARC POUZET, École Normale Supérieure, France

MICHAEL CARBIN, MIT, USA

Synchronous reactive languages were introduced for designing and implementing real-time control software. These domain-specific languages allow for writing a modular and mathematically precise specification of the system, enabling a user to simulate, test, verify, and, finally, compile the system into executable code. However, to date these languages have had limited modern support for modeling uncertainty – probabilistic aspects of the software’s environment or behavior – even though modeling uncertainty is a primary activity when designing a control system.

In this paper we extend Zélus, a synchronous programming language, to deliver ProbZélus, the first synchronous *probabilistic programming language*. ProbZélus is a probabilistic programming language in that it provides facilities for probabilistic models and *inference*: inferring latent model parameters from data.

We present ProbZélus’s measure-theoretic semantics in the setting of probabilistic, stateful stream functions. We then demonstrate a semantics-preserving compilation strategy to a first-order functional core calculus that lends itself to a simple semantic presentation of ProbZélus’s inference algorithms. We also redesign the delayed sampling inference algorithm to provide *bounded* and *streaming* delayed sampling inference for ProbZélus models. Together with our evaluation on several reactive programs, our results demonstrate that ProbZélus provides efficient, bounded memory probabilistic inference.

1 INTRODUCTION

Synchronous languages [Benveniste et al. 2003] were introduced thirty years ago for designing and implementing real-time control software. These *domain specific languages* allow for writing a modular and mathematically precise specification of the system, to simulate, test and verify it, and to compile it into embedded executable code.

They are founded on the synchronous model of time [Berry 1989]. The system is modeled as if computations and communications were instantaneous with its environment. Several languages have been developed, of which a striking representative is Scade [Colaco et al. 2017]. Scade is used routinely now for implementing critical control software in planes (e.g., fly-by-wire commands, braking system, engine control) and trains (e.g., onboard-control, train tracking).

Scade shares the basic principles of the data-flow language Lustre [Halbwachs et al. 1991]: an input/output signal is an infinite sequence or *stream*, a system is a function from streams to streams, and all streams progress in lock step on a global time scale.

This programming style is very well adapted to the direct expression of the classic control blocks of control engineering (for example, relays, filters, PID controllers, control logic), and a discrete time model of the environment, with the feedback between the two. For example, consider a backward Euler integration block (left) and its implementation in Zélus (right) [Bourke and Pouzet 2013b], a language reminiscent of Lustre:

$\begin{aligned} x_0 &= x_{0_0} \\ x_n &= x_{n-1} + x'_n \times h \quad \forall n \in \mathbb{N}, n > 0 \end{aligned}$	<pre>let node integr(xo, x') = x where rec x = xo -> pre x + (x' * h)</pre>
--	--

In this code, the node `integr` defines a stream that computes the stream x . The operator `->` is the initialization operator and `pre` is the initialized unit-delay that shifts its input by one step. This programming model enables formally checking programs for important safety properties like

determinism, deadlock freedom, and verifying a posteriori that an implementation (software or hardware) is fast enough and – critically for programs that run indefinitely – the ability to generate an implementation that runs in bounded time and space.

However, to date these languages have had limited modern support for modeling uncertainty, even though uncertainty is a first-order design concern for controllers that operate under the assumption of a probabilistic model of their environment (e.g., object tracking). Using this probabilistic environment model and data gathered from observing the environment, implementations of these controllers then perform *inference* to infer a distribution over likely environments given their observations. Implementing such inference code by hand can be tedious and error-prone. However, in recent years, *probabilistic programming* has developed as an approach to endow the programming system with the ability to automate inference.

1.1 Probabilistic Programming

Probabilistic programming languages [Bingham et al. 2019; Goodman and Stuhlmüller 2014; Murray and Schön 2018; Tolpin et al. 2016; Tran et al. 2017; Wu et al. 2016] augment standard programming languages with constructs for probabilistic modeling and inference. For example, the *sample* primitive, e.g., `x = sample(gaussian(0., 1.))`, enables the program to randomly sample from a given distribution and thereby specify a parameterized *probabilistic model* as a distribution of parameter samples and resulting program executions. The *observation* primitive, e.g., `observe(gaussian(x, 1.), 1.)`, enables the program to assert which values in the model are observed and the corresponding data for those observations. The remaining unobserved parameters of the model are latent variables to be inferred from the observed data.

Each of these programming languages then provide facilities for inferring the posterior distribution of the latent parameters given the data. These languages include a variety of different facilities designed to automate inference, ranging from exact inference [Gehr et al. 2016; Murray et al. 2018; Narayanan et al. 2016] – which, when possible, computes the exact, closed-form posterior of the latent parameters – to approximate inference – which computes an approximation of the posterior.

However, a standing challenge for these programming languages is that none of them meet the design goals of synchronous reactive languages by being immediately amenable to techniques to ensure that for example – and chiefly in our case – a program with an indefinite execution time runs in bounded memory.

1.2 Approach: Reactive Probabilistic Programming

In this paper we extend Zélus¹ to provide a synchronous probabilistic programming language, ProbZélus. ProbZélus enables one to combine deterministic reactive programs, such as `integr` (above), with probabilistic programming constructs to produce fully reactive probabilistic programs.

ProbZélus provides support for the *delayed sampling* [Murray et al. 2018] inference strategy. This hybrid strategy combines a default approximate inference of particle filtering [Gordon et al. 1993] with exact inference when it is possible for the algorithm to symbolically manipulate the program to determine an exact posterior for some or all of the model’s latent variables [Doucet et al. 2000].

However, the original delayed sampling algorithm does not meet the design requirements of a reactive program that operates over infinite streams: its memory consumption increases at least linearly in the number of executed time steps of the program. To meet these requirements, ProbZélus provides a *bounded delayed sampling* (BDS) implementation that ensures that inference for programs written in ProbZélus consume only a constant factor more memory over a standard particle filter, a standard first choice for such a streaming inference setting. ProbZélus also provides a novel

¹Language distribution and manual available at zelus.di.ens.fr

streaming delayed sampling (SDS) implementation that can compute exact solutions over infinite streams in constant memory for a large class of models, including state-space models for describing time series, and models for learning constant parameters from a stream of observations. Aided by these algorithms, ProbZélus therefore provides an expressive language for reactive probabilistic programming with a strong memory consumption guarantee.

Contributions. In this paper, we present the following contributions:

- **Language.** We present ProbZélus, the first synchronous probabilistic programming language. ProbZélus enables efficient inference in reactive probabilistic programs by combining language constructs for streams (reactivity) with those for probabilistic programming. By making probabilistic constructs first-class in the language, ProbZélus allows tasks such as control and sensing to be performed *in-the-loop* with inference: inference results guide control, which determines sensory observations, which in turn feed into inference.
- **Semantics and Compilation.** We adapt Staton [2017]’s measure-theoretic semantics for probabilistic programs to the setting of probabilistic, stateful stream functions. We then demonstrate a semantics-preserving compilation strategy to a first-order functional core calculus on which we then define the semantics of inference, including importance sampling, particle filtering, and delayed sampling.
- **Inference.** We show how the delayed sampling inference can be adapted to execute in bounded memory for any ProbZélus model. We also present a novel *streaming delayed sampling* implementation which enables partial exact inference over infinite streams in bounded memory for a large class of models.
- **Case Studies.** We present several case studies that demonstrate the value of streaming delayed sampling 1) limiting inference to constant memory consumption over time as well as 2) improving overall program performance, i.e., drastically reducing the number of particles required to achieve better accuracy.

The result is ProbZélus, a synchronous probabilistic language that enables us to write, in the very same source, a deterministic model for the control software and a probabilistic model with complex interactions between the two. On one hand, a deterministic model of a controller can rely on predictions computed by a probabilistic model. On the other hand, a probabilistic model can be programmed in an expressive reactive language.

2 EXAMPLE

In this section, we illustrate ProbZélus: Zélus extended with probabilistic programming constructs. By integrating standard probabilistic programming constructs such as `sample`, `observe`, and `infer` directly into Zélus, ProbZélus can naturally represent reactive probabilistic models, such as discrete state-space models to describe time series. In this section, we demonstrate how ProbZélus provides probabilistic modeling and bounded-memory inference for a Hidden Markov Model. We then present an illustration of ProbZélus’s full capabilities on a larger robot navigation and control example.

2.1 Reactive Probabilistic Models

Figure 1 presents Bayesian Network corresponding to a *Hidden Markov Model* (HMM). A hidden Markov model is a time-dependent probabilistic model used to describe inference problems such as tracking, in which a tracker estimates the true position of an object given noisy, sensed observations of the object’s

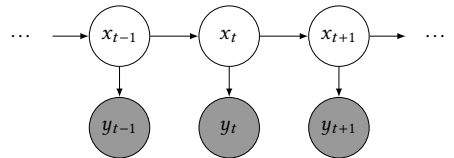


Fig. 1. A Hidden Markov Model (HMM). Variables are either latent (white) or observed (gray).

position. Specifically, the *random variable* node x_t denotes the real position of an object at a given time step t . The object's position is *latent* in that the tracker is not able to directly observe the object's position. Instead, the tracker receives a noisy *observation*, y_t , that comes from a sensor, such as radar.

Each arrow connecting two random variables denotes a dependence of the variable at the head of the arrow on the variable at the tail. In this case, the observation at each time step depends on the real position at each time step, and the position of the object at a given time step depends only on its position at the previous time step. The time-dependent nature of many probabilistic models makes them a natural fit for a *reactive* programming model in which time is explicit in the programming model and computations operate over infinite streams.

2.2 Reactive Probabilistic Programming

The following code presents the ProbZélus code for the HMM above.

```
let node hmm y = x where
  rec x = sample (gaussian (0 -> pre x, speed_x))
  and () = observe (gaussian (x, noise_x), y)
let node main () = display(y, pos_dist) where
  rec y = sensor()
  and pos_dist = infer 1000 hmm y
```

Driver. The *node* `main` implements the driver for the model. The keyword `node` indicates a discrete stream function that maps input streams to output streams. In this case `main` has no input. Its body is composed of two parallel equations that define `y`, a stream of noisy observations of the tracked object read from a sensor, and `pos_dist`, the stream of distributions over the location of the object inferred by the model specified by `hmm`. Given `pos_dist` and `y`, `main` displays at each step both the observation and the distribution of the object's location.

Sampling. Inside `hmm`, the `sample` operator samples a value from a probability distribution. In this case, the expression samples from a Gaussian with mean set to one of two values as determined by the *initialization operator*, `->`. On the first time step, the operator returns its left-hand side value, `0`. On every time step thereafter, the operator returns its right-hand side expression, `pre x`. The *unit delay operator*, `pre`, introduces a unit delay to the evaluation of an expression and therefore returns the value of its expression at the previous time step. Together, this code models the trajectory of the object as starting at a point that is Gaussian-distributed around `0` and then at each time step, the object's position is Gaussian-distributed around the previous position.

Observations. The expression `observe` conditions the execution on observed data. Its first parameter denotes a distribution that models the observation and its second denotes the observed value itself. In this case, the expression models the HMM's Gaussian-distributed observation of `x` given by `y`.

Inference. The expression `infer` computes and returns the stream of distributions of the output values of a probabilistic node (here `x`), that is, at each step the current distribution given past observations. ProbZélus's underlying probabilistic inference algorithm jointly defines the operational semantics of `infer` in concert with `sample` and `observe`.

2.3 Streaming Inference

A classic operational interpretation of a probabilistic model is an *importance sampler* that generates random samples from the model together with an importance weight measuring the quality of the

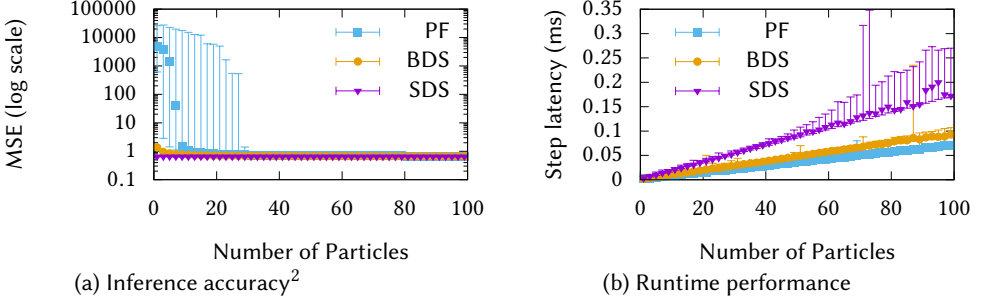


Fig. 2. Particle filter (PF), bounded delayed sampling (BDS), streaming delayed sampling (SDS) comparisons for the HMM of Figure 1.

sample. In this model, each execution of a sample operator samples a value from the operator’s corresponding distribution. Each execution of an observe evaluates the density of the provided observation and multiplies the current importance weight by this value. Then, each execution step of infer yields a distribution represented as a set of output-weight pairs or *particles*. The particles can be re-sampled at each step to build a *particle filter* [Del Moral et al. 2006].

The integer parameter to infer determines how many particles to use: the more particles the user specifies, the more accurate the estimate of the distribution becomes. The “PF” points in Figure 2a present this improvement in accuracy as a function of increasing the number of particles. However, as Figure 2b presents, the more particles the user specifies, the more computation is required for each step because each particle requires a full, independent execution of each time step of the model.

Bounded Delayed Sampling. Delayed sampling [Murray et al. 2018] can reduce the number of particles required to achieve a given desired quality of inference. Specifically, delayed sampling exploits the opportunity to symbolically reason about the relationships between random variables to compute closed-form distributions whenever possible. *Bounded delayed sampling* (BDS) applies delayed sampling at each step of the inference, exploiting relationships between variables defined in the same time step. For our running HMM example, BDS exploits the conjugacy relationship between the observations y and the object’s position x . Delaying the actual sampling of x at the end of the step when the distribution has been conditioned on the observation improves the accuracy of the inference. The “BDS” dots Figure 2a presents the difference in accuracy between a particle filter approach and BDS. To reliably achieve comparable accuracy to BDS, the particle filter requires at least 35 particles.

Streaming Delayed Sampling. To capture relationships between random variables, delayed sampling maintains a graph: a *Bayesian network* that can be used to compute closed-form distributions involving subsets of random variables. Maintaining the graph between time steps enables exact computations with variables defined at different time steps, which yields even better estimations. For instance, this inference scheme is able to compute the exact posterior distribution for our HMM example. The “SDS” dots in Figure 2a shows that the accuracy is independent of the number of particles since each particle computes the exact solution.

Figure 3 illustrates the evolution of the delayed sampling graph as it proceeds through the first four time steps of the HMM example. Each circle denotes a node, the content of which denotes

²MSE: Mean Squared Error w.r.t. the true position.

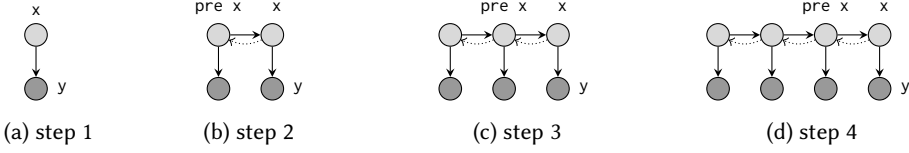


Fig. 3. Evolution of the delayed sampling graph for the HMM model of Figure 1.

either a value \bullet or a distribution \circ which can depends on other nodes. Plain arrows represent dependencies in the underlying Bayesian network. The dotted arrow represents the pointers in the original data-structure implementing the graph. Labels indicate the corresponding program variables.

The progression of graphs in Figure 3 illustrates a notable challenge with the traditional delayed sampling algorithm: its graph representation grows linearly in the number of samples. This property is not tractable in our reactive context because we'd like to deploy our programs under the model that they run indefinitely, thus requiring that they execute with bounded resources. To address this problem, we propose a novel *streaming delayed sampling* (SDS) implementation of the delayed sampling algorithm. Specifically, the \circ node in Figure 3 denoting the marginal posterior for x at step 1 can be eliminated from the graph at step 3 because the distributions for $\text{pre } x$ and x have fully incorporated its effect on their values and, moreover, the program no longer maintains a reference to the node.

While the standard delayed sampling algorithm will keep this node alive through the edge pointers it maintains, SDS builds a *pointer-minimal* graph representation with a minimal number of edges that 1) ensure that the graph has sufficient connectivity to support operations in the traditional delayed sampling algorithm and 2) only maintain the reachability of nodes that can effect the distribution of future nodes in the graph. The result is that the memory consumption of SDS is constant across the number of steps while the memory consumption of the original delayed sampling implementation DS increases linearly in the of number steps (Figure 4).

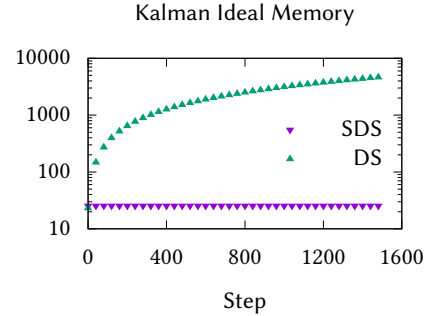


Fig. 4. Memory Consumption in thousands of live words per steps on the HMM model.

2.4 Summary

Altogether, ProbZélus integrates probabilistic modeling into Zélus, which offers a set of rich reactive control structure: activation signals, modular reset, and hierarchical automata [Colaço et al. 2006]. Figure 5 presents a larger example in ProbZélus of a robot that seeks out a stationary target and then performs an action once at the target. The robot is equipped with an accelerometer and a GPS unit. Using these, it estimates its position by twice-integrating its estimated acceleration and by receiving occasional noisy GPS position updates.

Compared to other probabilistic languages (e.g. WebPPL, Church, Stan) where inference is executed on terminating side-effect free functions, our probabilistic models are Zélus nodes, which are, stateful stream processors. Therefore, inference on probabilistic models runs in parallel with deterministic processes, enabling the distributions computed by `infer` at each step to be used by deterministic components. We term this capability *inference in the loop*.

```

let node tracker(a) = (v, p) where
  rec v = integr(zero, a)
  and p = integr(zero, v)

let node acc_tracker(a_obs, cmd) = p where
  rec a = zero -> sample(gaussian(pre cmd, a_var))
  and () = observe(gaussian(a, a_noise), a_obs)
  and (p, v) = tracker(a)

let node gps_acc_tracker(a_obs, gps, cmd) = p where
  rec p = acc_tracker(a_obs, cmd)
  and () = present gps(p_obs) -> observe(gaussian(p, p_noise), p_obs) else ()

let node robot(a_obs, gps) = (cmd, p_dist) where
  rec p_dist = infer 1000 gps_acc_tracker (a_obs, gps, cmd)
  and cmd = controller(p_dist)

let node task_bot(target, a_obs, gps) = cmd where
  rec automaton
  | Go -> do cmd, p_dist = robot(a_obs, gps)
        until (probability(p_dist, target, epsilon) > 0.9) then Task
  | Task -> do cmd = task_controller() done

```

Fig. 5. Robot Controller

For instance, the controller robot computes and sends a cmd to its actuators using the deterministic node controller. This node uses the distribution of estimated positions (which are derived from its acceleration) to determine cmd. Moreover, this distribution takes into account the cmd from the previous time step, pulling the results of inference into the control loop.

The input gps is a *signal* that is only emitted when the GPS computes a new position. When a value p_obs is emitted on gps, the `present` construct executes its body, further conditioning the model on this new data. The node task_bot exercises the `automaton` construct. For example, when the robot is in the state Go, if the probability that $p \in [\text{target} - \epsilon, \text{target} + \epsilon]$ is above 0.9, it enters node Task where the commands are now computed by task_controller.

3 LANGUAGE: SYNTAX, TYPING, SEMANTICS

ProbZélus is a language mixing deterministic and probabilistic components. In this section we focus on the ProbZélus kernel shown in Figure 6. We formalize the syntax of the language, introduce a type system to discriminate between deterministic and probabilistic components, and define the semantics of the language in a co-iteration framework.

In a nutshell, a program defines a stream of values. Time proceeds by discrete steps, and at each time step, the program computes the current stream value from inputs and previously computed values. In a co-iteration framework, expressions are interpreted as *transition functions*. Given a state, executing the transition function returns a value and a new state. Repeatedly executing the transition function from an initial state thus yields a stream of values. Deterministic expressions define streams of concrete values (e.g., a stream of integers) whereas probabilistic expressions define streams of *measures*. Compared to traditional probabilistic programming languages, in ProbZélus probabilistic *inference* is running concurrently with deterministic components and returns a distribution at each step.

```

d ::= let node f x = e | d d
e ::= c | x | (e, e) | op(e) | f(e) | last x | e where rec E
    | present e -> e else e | reset e every e
    | sample(e) | observe(e) | factor(e) | infer(e)
E ::= x = e | init x = c | E and E

```

Fig. 6. ProbZélus kernel

3.1 Syntax

A program is a sequence of *declarations* d of stream functions (**node**). An *expression* e is either a constant (c), a variable (x), a pair, an external operator application (op), a function application ($f(e)$), a delay (**last** x) that returns a value (x) from the previous step, or a set of locally recursive equations (e **where rec** E). A set of *equations* E is either a simple equation $x = e$ where a variable is defined by an expression, the initialization of a variable with a constant **init** $x = c$, or parallel composition of sets of equations. The control structure **present** $e \rightarrow e_1$ **else** e_2 is an *activation condition* that executes the expression e_1 only when the value of e is true and executes e_2 otherwise. It differs from **if** e **then** e_1 **else** e_2 , where both e_1 and e_2 are computed at each step and the returned value is chosen based on the value of e .³ The **reset** e_1 **every** e construct re-initializes the values of the **init** equations and the corresponding **last** expressions in e_1 each time e is true. The language is extended with the classic probabilistic expressions: **sample** to draw from a distribution, **factor/observe** to assign a score to the current execution, and **infer** to compute the distribution described by a model.

The missing constructs can be compiled into this kernel via a series of source-to-source transformations. For example, the equation $x = 0 \rightarrow \text{pre } x + 1$ is re-written:

```

x where rec init fst = true and init x = 0
    and fst = false and x = if last fst then 0 else last x + 1

```

Similarly, hierarchical automata can be re-written using **present** and **reset** [Colaço et al. 2006].

Scheduling. In the expression e **where rec** E , E is a set of mutually recursive equations. In practice, the Zélus compiler reorders the equations according to their dependencies. Initializations **init** $x_j = c_j$ are grouped at the beginning, and an equation $x_j = e_j$ must be placed after the equation $x_i = e_i$ if expression e_j uses x_i outside a **last**. A program satisfying this partial order is said to be *scheduled*. The compiler can also introduce additional equations to relax the scheduling constraints and reject programs that cannot be statically scheduled [Biernacki et al. 2008]. After scheduling, the expression e **where rec** E has the following form.

```

e where rec init x_1 = c_1 and ... and init x_k = c_k
    and y_1 = e_1 and ... and y_n = e_n

```

For simplicity, we also assume that every initialized variable is defined in a subsequent equation, i.e., $\{x_i\}_{1..k} \cap \{y_j\}_{1..n} = \{x_i\}_{1..k}$. If it is not the case, in this kernel we can always add additional equations of the form $x_i = \text{last } x_i$.

3.2 Typing: Deterministic vs. Probabilistic

Deterministic and probabilistic expressions have distinct interpretations. Our type system discriminates between the two kinds of expressions, assigning one of two *kinds* to each expression: **D** for

³The **if** construct can thus be considered as an external operator.

$$\begin{array}{c}
\frac{G \vdash e : D}{G \vdash e : P} \quad \frac{}{G \vdash c : D} \quad \frac{}{G \vdash x : D} \quad \frac{G \vdash e_1 : k \quad G \vdash e_2 : k}{G \vdash (e_1, e_2) : k} \quad \frac{G \vdash e : k}{G \vdash op(e) : k} \\
\\
\frac{G(f) = k \quad G \vdash e : D}{G \vdash f(e) : k} \quad \frac{}{G \vdash \text{last } x : D} \quad \frac{G \vdash e : k \quad G \vdash E : k}{G \vdash e \text{ where rec } E : k} \\
\\
\frac{G \vdash e : k \quad G \vdash e_1 : k \quad G \vdash e_2 : k}{G \vdash \text{present } e \rightarrow e_1 \text{ else } e_2 : k} \quad \frac{G \vdash e_1 : k \quad G \vdash e_2 : k}{G \vdash \text{reset } e_1 \text{ every } e_2 : k} \\
\\
\frac{G \vdash e : D}{G \vdash \text{sample}(e) : P} \quad \frac{G \vdash e_1 : D \quad G \vdash e_2 : D}{G \vdash \text{observe}(e_1, e_2) : P} \quad \frac{G \vdash e : D}{G \vdash \text{factor}(e) : P} \quad \frac{G \vdash e : P}{G \vdash \text{infer}(e) : D} \\
\\
\frac{G \vdash e : k}{G \vdash x = e : k} \quad \frac{G \vdash e : k}{G \vdash \text{init } x = e : k} \quad \frac{G \vdash E_1 : k \quad G \vdash E_2 : k}{G \vdash E_1 \text{ and } E_2 : k} \\
\\
\frac{G \vdash e : k}{G \vdash \text{let node } f \ x = e : G + [f : k]} \quad \frac{G \vdash d_1 : G_2 \quad G_1 \vdash d_2 : G_2}{G \vdash d_1 \ d_2 : G_2}
\end{array}$$

Fig. 7. Deterministic and probabilistic typing

deterministic, or P for probabilistic. The typing judgment $G \vdash e : k$ states that in the environment G which maps node names to the kind of their defining equations, the expression e has kind k .

The typing rules are presented in Figure 7. The first rule is a sub-typing rule which indicates that any deterministic expression can be lifted into a probabilistic one. Constants, variables, and `last` are deterministic. The kind of classic Zélus expressions (pairs, `op`, local definitions, `present`, and `reset`) is the kind of their body. Similarly, the kind of equations is the kind of their defining expression, and parallel composition imposes the same kind for all the equations. Note that it is always possible to compose deterministic and probabilistic computations. The fact that in a rule each sub-expression must share the same kind k enforces the use of the sub-typing rule to lift deterministic expressions.

The expressions `sample`, `factor`, and `observe` are probabilistic. The transition from probabilistic to deterministic is realized via `infer`. It is a deterministic expression whose body is always probabilistic. Probabilistic expressions thus only exist under an `infer`.

Static analyses. The Zélus compiler statically checks the data types, initialization, and causality of the program [Bourke and Pouzet 2013a]. These analyses respectively guarantee that a program is well typed, that all `last` expressions have an initial value, and that there exists a schedule of parallel equations that makes the streams productive. Extending these analyses to the probabilistic operators is straightforward. For the initialization and causality analyses, probabilistic operators can be treated as external operators. In addition, we introduce a new datatype $T \text{ dist}$ for the probability distribution over values of type T , and add the following rules for the datatype analysis where the typing judgment $G \vdash e : t$ states that in the environment G , expression e has type t .

$$\begin{array}{c}
\frac{G \vdash e : T \text{ dist}}{G \vdash \text{sample}(e) : T} \quad \frac{G \vdash e_1 : T \text{ dist} \quad G \vdash e_2 : T}{G \vdash \text{observe}(e_1, e_2) : \text{unit}} \\
\\
\frac{G \vdash e : \text{float}}{G \vdash \text{factor}(e) : \text{unit}} \quad \frac{G \vdash e : T}{G \vdash \text{infer}(e) : T \text{ dist}}
\end{array}$$

$$\begin{aligned}
\llbracket x \rrbracket_Y^i &= () \\
\llbracket x \rrbracket_Y^s &= \lambda s. (\gamma(x), s) \\
\\
\llbracket \text{last } x \rrbracket_Y^i &= () \\
\llbracket \text{last } x \rrbracket_Y^s &= \lambda s. (\gamma(x_last), s) \\
\\
\llbracket \text{present } e \rightarrow e_1 \text{ else } e_2 \rrbracket_Y^i &= (\llbracket e \rrbracket_Y^i, \llbracket e_1 \rrbracket_Y^i, \llbracket e_2 \rrbracket_Y^i) \\
\llbracket \text{present } e \rightarrow e_1 \text{ else } e_2 \rrbracket_Y^s &= \lambda(s, s_1, s_2). \text{ let } v, s' = \llbracket e \rrbracket_Y^s(s) \text{ in} \\
&\quad \text{if } v \text{ then let } v_1, s'_1 = \llbracket e_1 \rrbracket_Y^s(s_1) \text{ in } (v_1, (s', s'_1, s_2)) \\
&\quad \text{else let } v_2, s'_2 = \llbracket e_2 \rrbracket_Y^s(s_2) \text{ in } (v_2, (s', s_1, s'_2)) \\
\\
\left\| \begin{array}{l} e \text{ where} \\ \text{rec init } x_1 = c_1 \text{ and } \dots \\ \text{and init } x_k = c_k \\ \text{and } y_1 = e_1 \text{ and } \dots \\ \text{and } y_n = e_n \end{array} \right\|_Y^i &= \left(\begin{array}{c} (c_1, \dots, c_k), \\ (\llbracket e_1 \rrbracket_Y^i, \dots, \llbracket e_n \rrbracket_Y^i), \\ \llbracket e \rrbracket_Y^i \end{array} \right) \\
\\
\left\| \begin{array}{l} e \text{ where} \\ \text{rec init } x_1 = c_1 \text{ and } \dots \\ \text{and init } x_k = c_k \\ \text{and } y_1 = e_1 \text{ and } \dots \\ \text{and } y_n = e_n \end{array} \right\|_Y^s &= \lambda((m_1, \dots, m_k), (s_1, \dots, s_n), s). \\
&\quad \text{let } \gamma_1 = \gamma[m_1/x_1_last] \text{ in} \\
&\quad \dots \\
&\quad \text{let } \gamma_k = \gamma_{k-1}[m_k/x_k_last] \text{ in} \\
&\quad \text{let } v_1, s'_1 = \llbracket e_1 \rrbracket_{\gamma_k}^s(s_1) \text{ in let } \gamma'_1 = \gamma_k[v_1/y_1] \text{ in} \\
&\quad \dots \\
&\quad \text{let } v_n, s'_n = \llbracket e_n \rrbracket_{\gamma'_{n-1}}^s(s_n) \text{ in let } \gamma'_n = \gamma'_{n-1}[v_n/y_n] \text{ in} \\
&\quad \text{let } v, s' = \llbracket e \rrbracket_{\gamma'_n}^s(s) \text{ in} \\
&\quad v, ((\gamma'_n[x_1], \dots, \gamma'_n[x_k]), (s'_1, \dots, s'_n), s')
\end{aligned}$$

Fig. 8. Deterministic co-iterative semantics of ProbZélus. For local definitions each initialized variable is defined in a subsequent equation, i.e., $\{x_i\}_{1..k} \cap \{y_j\}_{1..n} = \{x_i\}_{1..k}$.

3.3 Co-Iterative Semantics

We now give the semantics of ProbZélus in a co-iteration framework [Caspi and Pouzet 1998]. In this framework, a *deterministic stream* of type T is defined by an initial state of type S and a transition function of type $S \rightarrow T \times S$. Repeatedly executing the transition function from the initial state yields a stream of values of type T .

$$\text{CoStream}(T, S) = S \times (S \rightarrow T \times S)$$

The semantics of a *deterministic expression* $G \vdash e : D$ is defined using two auxiliary functions. If γ is an environment mapping variable names to values, $\llbracket e \rrbracket_Y^i$ denotes the initial state, and $\llbracket e \rrbracket_Y^s$ denotes the transition function:

$$\llbracket e \rrbracket_Y : \text{CoStream}(T, S) = \llbracket e \rrbracket_Y^i, \llbracket e \rrbracket_Y^s$$

A *node* is a stream function from input of type T to output of type T' . In addition to the state, the transition function thus takes an additional input of type T and returns a pair (result, next state).

$$\text{CoNode}(T, T', S) = S \times (S \rightarrow T \rightarrow T' \times S)$$

An excerpt of the deterministic semantics is presented in Figure 8. We refer to [Caspi and Pouzet 1998] for a more complete presentation. The transition function of a variable always returns the

corresponding value stored in the environment γ . The semantics of `last` x is a simple access to a special variable x_last . The `present` $e \rightarrow e_1$ `else` e_2 construct introduced in Section 2 returns the value of e_1 when e is true and the value of e_2 otherwise. The state (s, s_1, s_2) stores the state of the three sub-expressions. The transition function lazily executes e_1 or e_2 depending on the value of e and returns the updated state.

The state of a set of scheduled locally recursive definitions e `where` `rec` E comprises three parts: the value of the local variables at the previous step which can be accessed via the `last` operator, the state of the defining expressions, and the state of expression e . The initialization stores the initial values introduced by `init` and the initial states of all sub-expressions. The transition function incrementally builds the local environment defined by E . First the environment is populated with a set of fresh variables x_last initialized with the values stored in the state that can then be accessed via the `last` operator. Then the environment is extended with the definition of all the variables y_i by executing all the defining expressions (where $\{x_i\}_{1..k} \cap \{y_j\}_{1..n} = \{x_i\}_{1..k}$). Finally, the expression e is executed in the final environment. The updated state contains the value of the initialized variables defined in E that will be used to start the next step, and the updated state of the sub-expressions.

Probabilistic extension. The semantics of a *probabilistic expression* $G \vdash e : P$ follows the same scheme, but the transition function returns a *measure* over the set of possible pairs (result, state). A measure μ associates a positive number to each measurable set $U \in \Sigma_{T \times S}$ where $\Sigma_{T \times S}$ denotes the Σ -algebra of $T \times S$, i.e., the set of measurable sets over pairs (result, state). This measure-based semantics is adapted from [Staton 2017] to explicitly handle the state of the transition function.

$$CoProbStream(T, S) = S \times (S \rightarrow (\Sigma_{T \times S} \rightarrow [0, \infty]))$$

In the following we use the notation $\llbracket e \rrbracket_\gamma : CoProbStream(T, S) = \llbracket e \rrbracket_\gamma^i, \llbracket e \rrbracket_\gamma^s$ for the semantics of a probabilistic expression e . As for deterministic nodes, the transition function of a probabilistic node from input of type T to output of type T' takes an additional argument for the input and returns a measure over pairs (result, next state).

$$CoProbNode(T, T', S) = S \times (S \rightarrow T \rightarrow (\Sigma_{T' \times S} \rightarrow [0, \infty]))$$

An excerpt of the semantics of probabilistic expressions is presented in Figure 9. We omit the initialization when it is the same as in a deterministic context. First, any deterministic expression can be lifted as a probabilistic expression (sub-typing rule of Figure 7). The transition function returns the Dirac delta measure $\delta_{\llbracket e \rrbracket_\gamma^s(s)}$ on the pair returned by the deterministic transition function applied on the current state: $\llbracket e \rrbracket_\gamma^s(s) : T \times S$.

The probabilistic operators are interpreted as follows. `sample`(e) evaluates e which returns a distribution $\mu : T \text{ dist}$ and a new state $s' : S$, and returns a measure over the pair (result, state) where the state is fixed to the value s' . `factor`(e) assigns a score to the current evaluation. The transition function evaluates e to get a value $v : \text{float}$ and a new state $s' : S$, and returns a measure defined over the singleton space $((), s')$ whose value is $\exp(v)$ (scores are typically expressed in log-scale for floating point arithmetic reasons). `observe`(e_1, e_2) assigns to the current execution the score of the value returned by e_2 , $v : T$, w.r.t. the distribution $\mu : T \text{ dist}$ returned by e_1 , i.e., $\mu_{\text{pdf}}(v) : \text{float}$, where μ_{pdf} denotes the density function of the distribution μ .

The state of a set of locally recursive definitions is the same as in a deterministic context and contains the previous value of the initialized variables and the states of the sub-expressions. The transition starts by adding the variables x_last to the environment. We note $\int \mu(dv, ds) f(v, s)$ the integral of f w.r.t. the measure μ where variables v and s are the integration variables. The integration measure appears on the right of the integral to maintain the expression order of the source code and we allow local definitions (e.g., *let* $x = v$ *in* ...) inside the integral to simplify the

$$\begin{aligned}
\llbracket e \rrbracket_Y^s &= \lambda s. \lambda U. \delta_{\llbracket e \rrbracket_Y^s(s)}(U) = \lambda s. \lambda U. \begin{cases} 1 & \text{if } \llbracket e \rrbracket_Y^s(s) \in U \\ 0 & \text{otherwise} \end{cases} \\
\llbracket \text{sample}(e) \rrbracket_Y^i &= \llbracket e \rrbracket_Y^i \\
\llbracket \text{sample}(e) \rrbracket_Y^s &= \lambda s. \lambda U. \text{let } \mu, s' = \llbracket e \rrbracket_Y^s(s) \text{ in } \int_T \mu(dv) \delta_{v, s'}(U) \\
\llbracket \text{factor}(e) \rrbracket_Y^i &= \llbracket e \rrbracket_Y^i \\
\llbracket \text{factor}(e) \rrbracket_Y^s &= \lambda s. \lambda U. \text{let } v, s' = \llbracket e \rrbracket_Y^s(s) \text{ in } \exp(v) \delta_{(), s'}(U) \\
\llbracket \text{observe}(e_1, e_2) \rrbracket_Y^i &= (\llbracket e_1 \rrbracket_Y^i, \llbracket e_2 \rrbracket_Y^i) \\
\llbracket \text{observe}(e_1, e_2) \rrbracket_Y^s &= \lambda(s_1, s_2). \lambda U. \text{let } \mu, s'_1 = \llbracket e_1 \rrbracket_Y^s(s_1) \text{ in} \\
&\quad \text{let } v, s'_2 = \llbracket e_2 \rrbracket_Y^s(s_2) \text{ in } \mu_{\text{pdf}}(v) * \delta_{(), (s'_1, s'_2)}(U) \\
&\quad \lambda((m_1, \dots, m_k), (s_1, \dots, s_n), s). \lambda U. \\
&\quad \text{let } \gamma_1 = \gamma[m_1/x_{1_last}] \text{ in} \\
&\quad \dots \\
&\quad \text{let } \gamma_k = \gamma_{k-1}[m_k/x_{k_last}] \text{ in} \\
&\quad \text{let } \mu_1 = \llbracket e_1 \rrbracket_{\gamma_k}^s(s_1) \text{ in} \\
&\quad \int \mu_1(dv_1, ds'_1) \text{ let } \gamma'_1 = \gamma_k[v_1/y_1] \text{ in} \\
&\quad \dots \\
&\quad \text{let } \mu_n = \llbracket e_n \rrbracket_{\gamma'_{n-1}}^s(s_n) \text{ in} \\
&\quad \int \mu_n(dv_n, ds'_n) \text{ let } \gamma'_n = \gamma'_{n-1}[v_n/y_n] \text{ in} \\
&\quad \text{let } \mu = \llbracket e \rrbracket_{\gamma'_n}^s(s) \text{ in} \\
&\quad \int \mu(dv, ds') \delta_{v, ((\gamma'_n[x_i], \dots, \gamma'_n[x_k]), (s'_1, \dots, s'_n), s')}(U)
\end{aligned}$$

Fig. 9. Probabilistic co-iterative semantics of ProbZélus. We omit the initialization when $\llbracket e \rrbracket_Y^i = \llbracket e \rrbracket_Y^i$.

presentation. Local definitions are interpreted by successively integrating the measure on pairs (value, state) returned by the defining expressions. In other words, we integrate over all possible executions. Integrals need to be nested to capture the eventual dependencies in the successive expressions. The returned value is a measure on pairs (value, state) where the state captures the value of the initialized variables and the state of the sub-expressions.

Inference. The infer operator is the boundary between the deterministic and the probabilistic expressions. Given a probabilistic model defined by an expression, the role of inference is to normalize the corresponding measure μ to form a *distribution*, i.e., $\mu(\top) = 1$ where \top denotes the entire space of pairs (result, state).

$$\begin{aligned}
\llbracket \text{infer}(e) \rrbracket_Y^i &= \lambda U. \delta_{\llbracket e \rrbracket_Y^i}(U) \\
\llbracket \text{infer}(e) \rrbracket_Y^s &= \lambda \sigma. \text{let } \mu = \lambda U. \frac{\int_S \sigma(ds) \llbracket e \rrbracket_Y^s(s)(U)}{\int_S \sigma(ds) \llbracket e \rrbracket_Y^s(s)(\top)} \text{ in } (\pi_{1*}(\mu), \pi_{2*}(\mu))
\end{aligned}$$

The state of $\text{infer}(e)$ is a distribution over the possible states for e . The initial state is thus the Dirac delta measure on the initial state of e . The transition function integrates over all the possible states and normalize the result to produce a distribution $\mu : T \times S \rightarrow \text{dist}$. This is then decomposed into a pair of distributions using the pushforward of μ across the projections π_1 and π_2 .

4 COMPILATION TO A FUNCTIONAL KERNEL AND DERIVED SEMANTICS

The semantics described in Section 3.3 is the basis of a compiler. Each expression is compiled into a transition function that can be written in a simple functional first-order language extended with

```

 $d ::= \text{let } f = e \mid d \ d$ 
 $e ::= c \mid x \mid (e, e) \mid op(e) \mid e(e)$ 
 $\quad \mid \text{if } e \text{ then } e \text{ else } e \mid \text{let } p = e \text{ in } e \mid \text{fun } p \rightarrow e$ 
 $\quad \mid \text{sample}(e) \mid \text{observe}(e, e) \mid \text{factor}(e) \mid \text{infer}((\text{fun } x \rightarrow e), e)$ 
 $p ::= x \mid (p, p)$ 

```

Fig. 10. μF : a first-order functional probabilistic language.

probabilistic operators we call μF . Importantly, the compilation process is the same for deterministic and probabilistic expressions. We can then give a classic interpretation to deterministic terms, and a measure-based semantics to probabilistic terms following [Staton 2017].

In this section we introduce the target language μF , describe the compilation process, and detail the measure-based probabilistic semantics of μF . We then show that the semantics of the compiled code coincides with the co-iterative semantics described in Section 3.3.

4.1 μF : A First-Order Functional Probabilistic Language

The syntax of μF is presented in Figure 10. A program is a set of definitions. An expression is either a constant, a variable, a pair, an operator, a function call, a conditional, a local definition, an anonymous function, or one of the probabilistic operators `sample`, `observe`, or `factor`. The `infer` operator is tailored for ProbZélus and always takes two arguments: a transition function of the form `fun x -> e`, and a distribution of states.

A type system similar to Figure 7 is used to distinguish deterministic from probabilistic expressions, but with additional restrictions since the compiled code is in a more constrained form. Whenever possible we require sub-expressions to be deterministic, that is, in pairs, operator applications (including `sample`, `factor`, and `observe`), function calls, and the condition of a `if/then/else`. These restrictions simplify the presentation of the semantics but do not reduce the expressiveness of the language since it is always possible to introduce additional local definitions to name intermediate probabilistic expressions. For example `if sample(bernoulli(0.5)) then ...` can be rewritten `let b = sample(bernoulli(0.5)) in if b then ...`.

4.2 Compilation

The compilation from the ProbZélus kernel to μF is presented in Figure 11 (see appendix for the complete definition). The compilation function C generates a function that closely follows the transition function defined by the co-iterative semantics presented in Section 3.3 (see for example the compilation of `present` or `e where rec E`). Each expression is compiled into a function of type $S \rightarrow T \times S$ which given a state returns a value and an updated state.

The probabilistic operators `sample`, `factor`, and `observe` are treated as external operators. The compilation generates code that simply calls the μF version of these operators. The compilation of `infer` passes the distribution over state to the μF version of `infer`. The inference is thus aware of the distribution over state at the previous step.

The compilation of a node declaration generates two definitions: the transition function f_step and the initial state f_init . The transition function is the result of compiling the body of the node with an additional argument to capture the input. The initial step is generated by the allocation function \mathcal{A} which follows the definition of the initial state in the semantics of Section 3.3 (see the appendix for the complete definition). For example, the allocation for a variable x , `last`, `present`, and local definitions `e where rec E` are the following:

```

C(op(e)) = fun s ->
  let v, s' = C(e)(s) in
  (op(v), s')

C(f(e)) = fun (s1, s2) ->
  let v1, s1' = C(e)(s1) in
  let v2, s2' = f_step(s2, v) in
  (v2, (s1', s2'))

C(last x) = fun s -> (x_last, s)

C(present e -> e1 else e2) = fun (s, s1, s2) ->
  let v, s' = C(e)(s) in
  if v then let v1, s1' = C(e1)(s1) in
    (v1, (s', s1', s2))
  else let v2, s2' = C(e2)(s2) in
    (v2, (s', s1, s2'))

C(infer(e)) = fun sigma ->
  let mu, sigma' = infer(C(e), sigma) in
  (mu, sigma')

C(e where
  rec init x1 = c1 and ...
  and init xk = ck
  and y1 = e1 and ...
  and yn = en) =
fun ((m1, ..., mk), (s1, ..., sn), s) ->
  let x1_last = m1 in ...
  let xk_last = mk in
  let v1, s1' = C(e1)(s1) in
  let y1 = v1 in ...
  let vn, sn' = C(en)(sn) in
  let yn = vn in
  let v, s' = C(e)(s) in
  (v, (s1', ..., sn'), s')

C(let node f x = e) =
  let f_step = fun (s, x) -> C(e)(s)
  let f_init = A(e)

```

Fig. 11. Compilation of ProbZélus to μF .

```

A(x) = ()
A(last x) = ()
A(present e -> e1 else e2) =
  (A(e), A(e1), A(e2))

A(e where
  rec init x1 = c1 ... and init xk = ck
  and y1 = e1 ... and yn = en) =
  ((c1, ..., ck), (A(e1), ..., A(en)), A(e))

```

LEMMA 4.1. *The compilation preserves the type (deterministic D , or probabilistic P) of the expressions. For any expression e , if $G \vdash e : k$, there exists G' such that $G' \vdash C(e) : k$.*

PROOF. By induction on the structure of e . □

Remark. The compilation presented in Figure 11 generates a function for each sub-expression. However, in most cases it is possible to simplify the code using static reduction. For instance, a constant can directly be compiled into a constant.

4.3 Semantics

We showed how to compile ProbZélus to μF a simple functional language with no loops, no recursion, and no higher-order functions, extended with the probabilistic operators. This language corresponds to the kernel presented in [Staton 2017] for which a measure-based probabilistic semantics is defined. In a deterministic context $G \vdash e : D$, the semantics $\llbracket e \rrbracket_\gamma$ of an expression is the classic interpretation of a strict functional language. In a probabilistic context, $G \vdash e : P$, we can apply the measure-based semantics $\llbracket e \rrbracket_\gamma$.

The probabilistic semantics of μF is presented in Figure 12. A deterministic expression is lifted to a probabilistic expression using the Dirac delta measure applied to the value of the expression computed by the deterministic semantics. As in Section 3.3, a local definition $\text{let } x = e_1 \text{ in } e_2$ is interpreted as integrating e_2 over the measure defined by e_1 . The semantics of the probabilistic

$$\begin{aligned}
\llbracket \text{let } f = e \rrbracket_\gamma &= \gamma[\llbracket e \rrbracket_\gamma / f] \\
\llbracket d_1 \ d_2 \rrbracket_\gamma &= \text{let } \gamma_1 = \llbracket d_1 \rrbracket_\gamma \text{ in } \llbracket d_2 \rrbracket_{\gamma_1} \\
\llbracket e \rrbracket_\gamma &= \lambda U. \delta_{\llbracket e \rrbracket_\gamma}(U) \text{ if } G \vdash e : D \\
\llbracket e_1(e_2) \rrbracket_\gamma &= \lambda U. (\llbracket e_1 \rrbracket_\gamma(\llbracket e_2 \rrbracket_\gamma))(U) \\
\llbracket \text{let } p = e_1 \text{ in } e_2 \rrbracket_\gamma &= \lambda U. \int_T \llbracket e_1 \rrbracket_\gamma(du) \llbracket e_2 \rrbracket_{\gamma+[u/p]}(U) \\
\llbracket \text{if } e \text{ then } e_1 \text{ else } e_2 \rrbracket_\gamma &= \lambda U. \text{if } \llbracket e \rrbracket_\gamma \text{ then } \llbracket e_1 \rrbracket_\gamma(U) \text{ else } \llbracket e_2 \rrbracket_\gamma(U) \\
\llbracket \text{fun } p \rightarrow e \rrbracket_\gamma &= \lambda v. \llbracket e \rrbracket_{[v/p]} \\
\llbracket \text{sample}(e) \rrbracket_\gamma &= \lambda U. \llbracket e \rrbracket_\gamma(U) \\
\llbracket \text{observe}(e_1, e_2) \rrbracket_\gamma &= \lambda U. \text{let } \mu = \llbracket e_1 \rrbracket_\gamma \text{ in } \mu_{\text{pdf}}(\llbracket e_2 \rrbracket_\gamma) * \delta_0(U) \\
\llbracket \text{factor}(e) \rrbracket_\gamma &= \lambda U. \exp(\llbracket e \rrbracket_\gamma) * \delta_0(U) \\
\llbracket \text{infer}(\text{fun } x \rightarrow e_1, e_2) \rrbracket_\gamma &= \text{let } \sigma = \llbracket e_2 \rrbracket_\gamma \text{ in} \\
&\quad \text{let } \mu = \lambda U. \frac{\int_S \sigma(ds) \llbracket e \rrbracket_{\gamma+[s/x]}^s(U)}{\int_S \sigma(ds) \llbracket e \rrbracket_{\gamma+[s/x]}^s(\top)} \text{ in } (\pi_{1*}(\mu), \pi_{2*}(\mu))
\end{aligned}$$

Fig. 12. Probabilistic semantics of μF .

operators is the following: $\text{sample}(e)$ returns the distribution $\llbracket e \rrbracket_\gamma$. $\text{factor}(e)$ returns a measure defined on the singleton space $()$ whose value is $\exp(\llbracket e \rrbracket_\gamma)$. $\text{observe}(e_1, e_2)$ is similar but the score is given by the density function of the distribution $\llbracket e_1 \rrbracket_\gamma$ applied to $\llbracket e_2 \rrbracket_\gamma$.

Inference. infer is again the boundary between deterministic and probabilistic expressions. This operator is adapted to handle the transition function generated by the compilation of Section 4. In the expression $\text{infer}(\text{fun } x \rightarrow e_1, e_2)$, the first argument is a transition function, and the second argument evaluates to a distribution over state σ . The inference first integrates over the distribution σ and then normalizes the result to produce a distribution μ of pairs (result, next state). The special value \top denotes the entire space (value, state). This distribution is then decomposed into a pair of distributions using the pushforward of μ .

Semantics equivalence. We can now prove that the semantics of the generated code corresponds to the semantics of the source language described in Section 3.3.

THEOREM 4.2. *For all ProbZelus expression e , for all state s and environment γ :*

- if $G \vdash e : D$ then $\llbracket e \rrbracket_\gamma^s(s) = \llbracket C(e) \rrbracket_\gamma(s)$, and,
- if $G \vdash e : P$ then $\llbracket e \rrbracket_\gamma^s(s) = \llbracket C(e) \rrbracket_\gamma(s)$.

PROOF. The proof is done by induction on the structure of e .

As an illustrative example consider the expression $\text{sample}(e)$. If this expression is well-typed, $G \vdash e : D$ and by Lemma 4.1 we have $\exists G', G' \vdash C(e) : D$. Using the compilation of Figure 11, the semantics of Figure 12, and the induction hypothesis on $\llbracket C(e) \rrbracket_Y(s) = \llbracket e \rrbracket_Y(s)$ we have:

$$\begin{aligned}
\llbracket C(\text{sample}(e)) \rrbracket_Y(s) &= \left\{ \begin{array}{l} \text{fun } s \rightarrow \\ \quad \text{let } \mu, s' = C(e)(s) \text{ in} \\ \quad \text{let } v = \text{sample}(\mu) \text{ in } (v, s') \end{array} \right\}_Y(s) \\
&= \lambda U. \int \delta_{\llbracket C(e) \rrbracket_Y(s)}(d\mu, ds') \\
&\quad \llbracket \text{let } v = \text{sample}(\mu) \text{ in } (v, s') \rrbracket_{Y[\mu/\mu, s'/s']}(U) \\
&= \lambda U. \text{let } (\mu, s) = \llbracket C(e) \rrbracket_Y(s) \text{ in} \\
&\quad \llbracket \text{let } v = \text{sample}(\mu) \text{ in } (v, s') \rrbracket_{Y[\mu/\mu, s'/s']}(U) \\
&= \lambda U. \text{let } (\mu, s) = \llbracket e \rrbracket_Y(s) \text{ in} \\
&\quad \llbracket \text{let } v = \text{sample}(\mu) \text{ in } (v, s') \rrbracket_{Y[\mu/\mu, s'/s']}(U) \\
&= \lambda U. \text{let } (\mu, s') = \llbracket e \rrbracket_Y^s(s) \text{ in } \int \mu(dv) \delta_{v, s'}(U) \\
&= \llbracket \text{sample}(e) \rrbracket_Y^s(s)
\end{aligned}$$

□

Remark. The probabilistic semantics of Figure 12 is commutative [Staton 2017, Theorem 4]. We can thus show that the semantics of a ProbZélus program does not depend on the schedule used by the compiler to order the equations of local definitions.

5 INFERENCE

The measure-based semantics of `infer` presented in Section 3.3 and Section 4.3 includes often intractable integrals. We show in Section 5.1 how to apply classic approximate inference techniques such as importance sampling and particle filtering [Del Moral et al. 2006] on the compiled μF models. Compared to other PPLs, the inference explicitly handles the state of the transition functions.

The main challenge is to design inference techniques that can operate in bounded memory to be practical in a reactive context. We show in Section 5.2 how we can adapt *delayed sampling* [Murray et al. 2018], a recently proposed semi-symbolic inference technique to operate in bounded memory for any Zélus model, and present in Section 5.3 a novel implementation of delayed sampling which enables partial exact inference over infinite streams in bounded memory for a large class of models including state-space models like the HMM of Figure 1.

5.1 Approximate Inference

Importance Sampling. In conventional probabilistic programming, the operational interpretation of a model is an *importance sampler* that randomly generates a sample of the model together with an importance weight measuring the quality of the sample. This alternative semantics for probabilistic expression is presented in Figure 13.

Following the conventions of Section 3.3 we denote $\llbracket e \rrbracket_Y$ to be the semantics of a deterministic expression $G \vdash e : D$, and $\llbracket e \rrbracket_{Y, w}$ to be the semantics of a probabilistic expression $G \vdash e : P$. The additional argument w captures the weight. The probabilistic operators are interpreted as follows. `sample` draws a sample from a distribution without changing the score. `factor` and `observe` increment the score. A deterministic expression can be lifted in a probabilistic context: the corresponding sample is the return value of the expression and the score is unchanged.

Given an importance sampler, the most simple inference independently launches N *particles*. Each particle executes the sampler to compute a pair (result, weight). Results are then normalized in a *categorical distribution*, i.e., a discrete distribution over the results.

$\llbracket e \rrbracket_{Y, w}$	$= (\llbracket e \rrbracket_Y, w) \text{ if } G \vdash e : D$
$\llbracket e_1(e_2) \rrbracket_{Y, w}$	$= \text{let } v_2 = \llbracket e_2 \rrbracket_Y \text{ in } \llbracket e_1 \rrbracket_Y(v_2, w)$
$\llbracket \text{if } e \text{ then } e_1 \text{ else } e_2 \rrbracket_{Y, w}$	$= \text{if } \llbracket e \rrbracket_Y \text{ then } \llbracket e_1 \rrbracket_{Y, w} \text{ else } \llbracket e_2 \rrbracket_{Y, w}$
$\llbracket \text{let } p = e_1 \text{ in } e_2 \rrbracket_{Y, w}$	$= \text{let } v_1, w_1 = \llbracket e_1 \rrbracket_{Y, w} \text{ in } \llbracket e_2 \rrbracket_{Y[v_1/p], w_1}$
$\llbracket \text{fun } p \rightarrow e \rrbracket_{Y, w}$	$= \text{let } f = \lambda(v, w'). \llbracket e \rrbracket_{[v/p], w'} \text{ in } (f, w)$
$\llbracket \text{sample}(e) \rrbracket_{Y, w}$	$= (\text{draw}(\llbracket e \rrbracket_Y), w)$
$\llbracket \text{observe}(e_1, e_2) \rrbracket_{Y, w}$	$= \text{let } \mu = \llbracket e_1 \rrbracket_Y \text{ in } (\langle \rangle, w * \mu_{\text{pdf}}(\llbracket e_2 \rrbracket_Y))$
$\llbracket \text{factor}(e) \rrbracket_{Y, w}$	$= (\langle \rangle, w * \exp(\llbracket e \rrbracket_Y))$

Fig. 13. Importance sampler. Probabilistic expressions return a pair (value, weight). sample draws a sample from a distribution, observe and factor update the weight.

The `infer` operator takes a transition function `fun s -> e` and an array of pairs (state, weight) S of size N which represents the distribution of possible states across the particles.

$$\begin{aligned} \llbracket \text{infer}(\text{fun } s \rightarrow e, S) \rrbracket_Y &= \text{let } \mu = \lambda U. \sum_{i=1}^N \text{let } s_i, w_i = \llbracket S \rrbracket_Y[i] \text{ in} \\ &\quad \text{let } (v_i, s'_i), w'_i = \llbracket \text{fun } s \rightarrow e \rrbracket_{Y, w_i}(s_i) \\ &\quad \text{in } w'_i * \delta_{v_i}(U) \\ &\quad \text{in } (\mu, [(s'_i, w'_i)]_{1 \leq i \leq N}) \end{aligned}$$

At each step, the inference executes one step of all the particles and normalizes the scores to return the distribution μ of possible results and an updated array of pairs (state, weight) for the next step. We write $\overline{w}_i = w_i / \sum_{i=1}^N w_i$ for the normalized weights. The initial array S_0 contains N copies of the initial state s_0 each with a weight $1/N$.

Notice that the weights of the particles are multiplied at each step and never reset. In other words, the inference reports at each step how likely is the execution path since the beginning of the program for each particle w.r.t. the model. Obviously the probability of each individual path quickly collapses to 0 after a few steps which makes this inference technique not practical in a reactive context where the inference process never terminates.

Particle Filtering. To mitigate this issue, it is possible to periodically *re-sample* the set of particles: this inference technique is called a *particle filter* or a *bootstrap filter* [Del Moral et al. 2006]. The resampling step requires the ability to clone particles in the middle of the execution. A classic technique is to first compile the model in *continuation passing style* (CPS) [Ritchie et al. 2016]: probabilistic operators sample and factor are turned into functions parameterized by their continuations and can thus be used as checkpoints for the resampling step.

In our context, the compilation presented in Section 4 externalizes the state of the transition function. It is thus possible to clone a particle during its execution by duplicating the state which can be done periodically (e.g., at every step) or triggered by an observer (e.g., when the scores are too low). This approach precludes resampling in the middle of an instant which is coherent with classic synchronous programming where complex computations are broken down into simple atomic steps.

Instead of an array of pairs (state, weight), the second argument of the `infer` is a distribution σ over the possible state.

$$\llbracket \text{infer}(\text{fun } s \rightarrow e, \sigma) \rrbracket_Y = \text{let } \mu = \lambda U. \sum_{i=1}^N \text{let } s_i = \text{draw}(\llbracket \sigma \rrbracket_Y) \text{ in} \\ \text{let } (v_i, s'_i), w_i = \llbracket \text{fun } s \rightarrow e \rrbracket_{Y,1}(s_i) \\ \text{in } \overline{w_i} * \delta_{v_i, s'_i}(U) \\ \text{in } (\pi_{1*}(\mu), \pi_{2*}(\mu))$$

At each step, the inference draws N states from σ to execute the transition function. The resulting pairs (results, next state) are then normalized according to their weights to form a categorical distribution μ . This distribution is then split into a pair of distributions using the pushforward of μ .

5.2 Bounded Delayed Sampling

Delayed sampling is an inference technique combining partial exact inference with approximate particle filtering to reduce estimation errors [Lundén 2017; Murray et al. 2018].

Compared to a basic particle filter, in addition to the importance weight, each particle exploits *conjugacy* relationships between pairs of random variables to maintain a graph: a *Bayesian network* representing closed-form distributions involving subsets of random variables. Observations are incorporated by analytically *conditioning* the network. Particles are thus only required to draw sample when forced to, i.e., when exact computation is not possible, or when a concrete value is required.

To perform analytic computations, the operational interpretation of delayed sampling manipulates symbolic terms where random variables are referenced in the graph. The semantics of an expression $\llbracket e \rrbracket_{Y,g,w}$ takes an additional argument g for the graph and returns a symbolic term, an updated weight, and an updated graph. Given a graph, a symbolic term can be evaluated into a concrete value by sampling the random variables that appear in the term. The graph can be accessed and modified using the three following functions defined in [Murray et al. 2018].

- $v, g' = \text{value}(e, g)$ evaluate a symbolic term and return a concrete value.
- $X, g' = \text{assume}(\mu, g)$ add a random variable $X \sim \mu$ to the graph and return the variable.
- $g' = \text{observe}(X, v, g)$ condition the graph by observing the value v for the variable X .⁴

Compared to the importance sampler of Figure 13 any expression, probabilistic or deterministic, can contribute to a symbolic term. The evaluation function $\llbracket e \rrbracket_{Y,g,w}$ partially presented in Figure 14 must thus be defined on the entire language and not only on probabilistic constructs. For instance, the application of an operator $\text{op}(e)$ returns a symbolic term $\text{app}(\text{op}, e')$ that represents the application of op on the evaluation of e . Some constructs are partially evaluated, e.g., the condition e of **if** e **then** e_1 **else** e_2 must be a concrete value.

The probabilistic operators are interpreted as follows. $\text{sample}(e)$ adds a new random variable to the graph without drawing a sample. $\text{observe}(e_1, e_2)$ adds a new random variable $X \sim \mu$ where μ is defined by e_1 , then computes a concrete value v for e_2 and conditions the graph by observing the value v for X . In addition, as for the particle filter, the score is incremented by the density of the observation. $\text{factor}(e)$ computes a concrete value of the expression e to increment the score.

Symbolic Computations. The three functions value , assume , and observe used in Figure 14 rely on the following mutually recursive lower level operations [Murray et al. 2018] (Y is the parent of X):

- $X, g' = \text{initialize}(\mu, Y, g)$ add a new node X with a distribution μ as a child of Y in g .
- $g' = \text{marginalize}(X, g)$ compute $p(x)$ given $p(y)$ and $p(x|y)$ that are captured in g .
- $g' = \text{realize}(X, v, g)$ assign a concrete value to a random variable X .
- $g' = \text{condition}(Y, g)$ compute $p(y|x)$ given $p(x)$, $p(x|y)$, and a concrete value $X = v$.

In the restricted class of Bayesian networks maintained by the delayed sampler, marginalization w.r.t. a parent node, and conditioning a parent on the value of a child are tractable operations.

⁴Compared to [Murray et al. 2018] we apply the importance weight updates outside observe .

$$\begin{aligned}
\llbracket op(e) \rrbracket_{Y,g,w} &= \text{let } (e', g_e, w_e) = \llbracket e \rrbracket_{Y,g,w} \text{ in } (\text{app}(op, e'), g_e, w_e) \\
\llbracket \text{if } e \text{ then } e_1 \text{ else } e_2 \rrbracket_{Y,g,w} &= \text{let } e', g_e, w_e = \llbracket e \rrbracket_{Y,g,w} \text{ in} \\
&\quad \text{let } v, g_v = \text{value}(e', g_e) \text{ in} \\
&\quad \text{if } v \text{ then } \llbracket e_1 \rrbracket_{Y,g_v,w_e} \text{ else } \llbracket e_2 \rrbracket_{Y,g_v,w_e} \\
\llbracket \text{sample}(e) \rrbracket_{Y,g,w} &= \text{let } \mu, g_e, w' = \llbracket e \rrbracket_{Y,g,w} \text{ in} \\
&\quad \text{let } X, g' = \text{assume}(\mu, g_e) \text{ in } (X, g', w') \\
\llbracket \text{observe}(e_1, e_2) \rrbracket_{Y,g,w} &= \text{let } \mu, g_1, w_1 = \llbracket e_1 \rrbracket_{Y,g,w} \text{ in let } X, g_x = \text{assume}(\mu, g_1) \text{ in} \\
&\quad \text{let } e'_2, g_2, w_2 = \llbracket e_2 \rrbracket_{Y,g_x,w_1} \text{ in let } v, g_v = \text{value}(e'_2, g_2) \text{ in} \\
&\quad \text{let } g' = \text{observe}(X, v, g_v) \text{ in } ((), g', w_2 * \mu_{\text{pdf}}(v)) \\
\llbracket \text{factor}(e) \rrbracket_{Y,g,w} &= \text{let } e', g_e, w_e = \llbracket e \rrbracket_{Y,g,w} \text{ in} \\
&\quad \text{let } v, g' = \text{value}(e', g_e) \text{ in } ((), g', w_e * \exp(v))
\end{aligned}$$

Fig. 14. Delayed sampling sampler. Expressions return a pair (symbolic expression, weight).

To reflect these operations, nodes are characterized by a state illustrated by different colors in Figures 3 and 15. *Initialized* nodes \bigcirc are random variables with a conditional distribution $p(x|y)$ where the parent Y has no concrete value yet. *Marginalized* \bigcirc are random variables with a marginal distribution $p(x)$ that incorporate the distributions of the ancestors. *Realized* nodes \bullet are random variables that have been assigned a concrete value via sampling or observation. Operations may change the state of a node, but whenever the state changes, it changes according to the following order: initialized nodes may become marginalized, marginalized nodes may become realized, and realized nodes may not change. Root nodes with no dependencies start in the marginalized state.

The evaluation function $\text{value}(e, g)$ forces the realization by sampling of all the random variables referenced in e to produce a concrete value. Similarly, the function $\text{observe}(X, v, g)$ realizes a variable X with a given observation v . The realization of a random variable comprises three steps: (1) compute the distribution $p(x)$ by recursively marginalizing the parents from a root node, (2) sample a value, or use the observation, and (3) use the concrete value to update the children and condition the parent which remove the dependencies.

The function $\text{assume}(\mu, g)$ adds a new node to the graph and is defined case by case on the shape of the symbolic term μ . If there is a conjugacy relationship between μ and a random variable Y present in the graph, e.g., $\mu = \text{Bernoulli}(Y)$ with $Y \sim \text{Beta}(\alpha, \beta)$, a new initialized node $X \sim \mu$ is added as a child of Y . Otherwise, since symbolic computation is not possible, dependencies are broken by realizing the random variables that appear in μ , e.g., $\mu' = \text{Bernoulli}(\text{value}(Y, g))$, and $X \sim \mu'$ is added as a new root node.

Inference. The inference scheme is similar to the particle filter except that the evaluation of the body returns at each step a symbolic expression that is then sampled to produce a concrete value.

$$\begin{aligned}
\llbracket \text{infer}(\text{fun } s \rightarrow e, \sigma) \rrbracket_Y &= \text{let } \mu = \lambda U. \sum_{i=1}^N \text{let } s_i = \text{draw}(\llbracket \sigma \rrbracket_Y) \text{ in} \\
&\quad \text{let } (e_i, s'_i), w_i, g'_i = \llbracket \text{fun } s \rightarrow e \rrbracket_{Y,1,\emptyset}(s_i) \text{ in} \\
&\quad \text{let } (v_i, s''_i), _ = \text{value}((e_i, s'_i), g'_i) \text{ in} \\
&\quad \bar{w}_i * \delta_{v_i, s''_i}(U) \\
&\quad \text{in } (\pi_{1*}(\mu), \pi_{2*}(\mu))
\end{aligned}$$

For each particle, the body $\text{fun } s \rightarrow e$ is evaluated starting with an empty graph and a state sampled from the distribution of previous states. The resulting symbolic term (e', s'_i) for the pair (result, next state) is then turned into a concrete value using value .

This inference technique performs symbolic computations during the execution of a time step and, whenever possible, delays the sampling until the end of the instant. As for the particle filters,

this inference scheme guaranties a bounded-memory execution. For each particle, the size of the graph is bounded by the number of variables introduced during a time step, which by construction, is bounded for any valid ProbZélus program. Since the delay between the introduction of a random variable and its realization is bounded, and the inference executes in bounded memory, we call this method *bounded delayed sampling* (BDS).

5.3 Streaming Delayed Sampling

Bounded delayed sampling only performs symbolic computations one time step at a time. The graph used to perform exact computations is lost between instants which prevents the exploitation of conjugacy relations between variables introduced at different time steps, e.g., the successive positions x_t in the HMM of Figure 1.

Instead of starting from an empty graph at each step, *streaming delayed sampling* SDS maintains the graph between time steps. Compared to BDS, the state of each particle is kept as a pair (symbolic term, graph). Symbolic computation is further exploited by combining the distribution computed by each particle into a mixture distribution.

$$\llbracket \text{infer}(\text{fun } s \rightarrow e, \sigma) \rrbracket_Y = \text{let } \mu = \lambda U. \sum_{i=1}^N \text{let } s_i, g_i = \text{draw}(\llbracket \sigma \rrbracket_Y) \text{ in} \\ \text{let } (e_i, s'_i), w_i, g'_i = \llbracket \text{fun } s \rightarrow e \rrbracket_{Y, 1, g_i}(s_i) \text{ in} \\ \text{let } d_i = \text{distribution}(e_i, g'_i) \text{ in} \\ \overline{w_i} * d_i(\pi_1(U)) * \delta_{s'_i, g'_i}(\pi_2(U)) \\ \text{in } (\pi_{1*}(\mu), \pi_{2*}(\mu))$$

At each step, the inference draws N states from σ to execute the transition function. For each particle, execution thus starts with the graph computed at the previous step and returns a pair of symbolic terms (result, state), the particle weight, and the updated graph. The function $\text{distribution}(e, g)$ returns the distribution of values corresponding to the expression e without altering the graph (concrete values are lifted to Dirac distribution). Results are then aggregated in a mixture distribution w.r.t. their weights where the distribution d_i operates on the value component of U and we use the pair (symbolic term, graph) computed by the transition function for the distribution of state. The final distribution μ is the mixture distribution of results ($\pi_{1*}(\mu)$) and the distribution of states ($\pi_{2*}(\mu)$).

Compared to BDS this *streaming delayed sampling* can delay the sampling of a random variable for an arbitrary number of steps. It means that it is possible to keep exact computations between steps and still use these exact results through the use of the *distribution* function.

Pointer-Minimal implementation. In the original formulation of delayed sampling [Murray et al. 2018], graph edges are only removed when a node is realized. All nodes that have been neither sampled nor observed are thus kept in the graph even if they are no longer referenced by the program. In a reactive programming context, such an implementation can consume unbounded memory. For instance, Figure 3 in Section 2 shows the evolution of the delayed sampling graph for the HMM model. To adapt delayed sampling to a streaming settings, we designed a delayed sampler that is *pointer-minimal* where nodes that are no longer referenced by the program can be eventually removed by a garbage collector.

In the original implementation of delayed sampling, graph nodes need to access their parents and children. Marginalization requires access to the parent to incorporate the ancestor distribution. Realization requires access to both the parent and the children of a node to update their respective distributions with the concrete value assigned to the node.

In the pointer minimal implementation, initialized nodes only keep a pointer to their parent to follow the ancestor chain during marginalization and marginalized nodes only keep a pointer to their children. Compared to the original implementation, marginalization turns backward pointers to the parent node into forward pointers to the children. Note that this implementation prevents

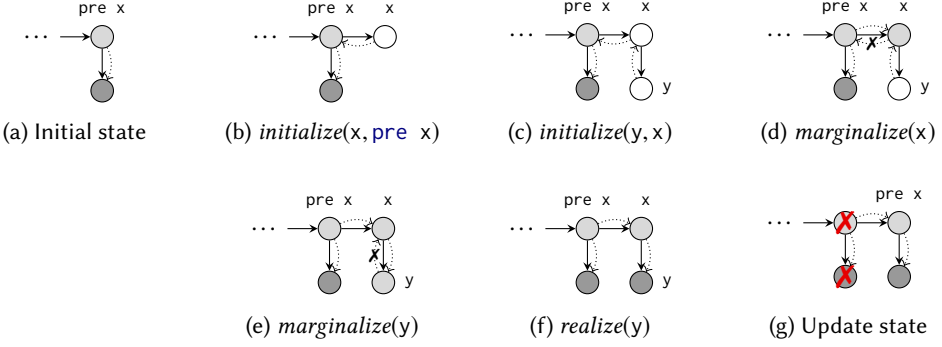


Fig. 15. One execution step of the HMM model with streaming delayed sampling. Plain arrows represent dependencies in the Bayesian network and dotted arrows pointers at runtime. The sample statement adds the initialized nodes x (b). The observe statement adds the initialized node y (c), triggers the marginalizations of x (d) and y (e), and assigns to y its observed value (f). Marginalization turns backward pointers into forward pointers. When the state is updated, the value x becomes **pre** x and the previous values are not referenced anymore and can be collected by the GC as indicated by the red marks (g).

conditioning a parent when a child is realized. Instead, conditioning only occurs when the parent node needs to be realized. To realize a node, the sampler first checks if the children are realized and, if necessary, condition the distribution before assigning the concrete value.

Figure 15 shows the evolution of the graph during one step for the HMM example of Figure 1. At the end of the step, the value of **pre** x is updated. The previous value is not referenced anymore by the program and the node can be removed by a garbage collector. In the original implementation, backward pointers between marginalized nodes prevent the collection (see Figure 3).

Scope and Limitations. With the pointer-minimal delayed sampler, models like the HMM that only refer to variables defined a bounded number of steps in the past can be executed in bounded memory. The class of models that can be executed in bounded memory with our pointer-minimal implementation already comprises state-space models like the HMM, and models for learning unknown constant parameters from a series of observations (e.g., computing the bias of a coin from a succession of flips) where variables introduced at each step are immediately realized.

However, unbounded chains can still be formed if the program keeps a reference to a constant variable that is never realized as in the following example.

```
let node hmm_init(xo, y) = x where
  rec init i = sample(normal(xo, noise_x))
  and x = sample (gaussian (i -> pre x, speed_x))
  and () = observe(gaussian (x, noise_x), y)
```

In this modified HMM, the initial guess for the position is centered around the additional input xo instead of the fixed value 0 . The corresponding graph is the one showed in Figure 3 where the first node remains linked to the variable i which prevents the collection of the intermediate nodes.

In addition, in ProbZélus, at each step the inference returns a snapshot of the current distribution without forcing the realization of any node in the graph. Compared to the original delayed sampling implementation, initialized nodes can be inspected without being realized. As illustrated in the following example, it is thus possible to form unbounded chains of initialized nodes which cannot be pruned even when nodes are no longer referenced in the program due to the backward pointers to the parent in initialized nodes.

```
let node walk() = x where rec x = sample(normal(0 -> pre x, 1))
```

To mitigate these issues, we can force the realization of trailing nodes at each step as in *bounded delayed sampling* or use a sliding window. Alternatively, the *value* function is available to the programmer and can be used to implement any strategy to force the evaluation of the nodes. For example, we can add the following line in the walk node to guaranty an execution in bounded memory without loosing the exact nature of the result:

```
and () = value(0 -> pre (0 -> pre x))
```

6 PERFORMANCE EVALUATION

We next evaluate the performance of ProbZélus’s inference algorithms. We aim to answer two research questions: **RQ1**: Can delayed samplers perform better inference than a particle filter for a given amount of computational resources? **RQ2**: Can bounded and streaming delayed samplers offer a performance improvement over the original delayed sampler in a reactive setting? To answer these, we ran each inference algorithm on a series of benchmarks and measured properties of the execution. All benchmarks used a non-preemptible Google Cloud instance with 1 CPU and 20 GB of RAM.

6.1 Benchmarks

Kalman. The Kalman benchmark (Appendix B.1) models an agent that estimates its position based on noisy observations. The model chooses an initial position from $\mathcal{N}(0, 100)$, and chooses subsequent positions from $\mathcal{N}(\text{pre } x, 1)$ where *pre* *x* denote the previous position. The model draws the observation at each time step from $\mathcal{N}(x, 1)$ where *x* is the true position. Running SDS on this model is equivalent to a Kalman filter [Kalman 1960] where each particle returns the exact solution. The benchmark’s error metric is the mean squared error over time between the true position and the expected position conditioned on all previous observations.

Coin. The Coin benchmark (Appendix B.2) models an agent that estimates the bias of a coin. The model chooses the probability of the coin from a uniform distribution, and thereafter chooses the observations by flipping a coin with that probability (Appendix B.2). Again, running SDS on this model is equivalent to exact inference in a Beta-Bernoulli conjugate model [Fink 1997] where each particle returns the exact solution. The benchmark’s error metric is the mean squared error over time between the true coin probability and the expected probability conditioned on the stream of observations.

Outlier. The Outlier benchmark (Appendix B.3), adapted from Section 2 of [Minka 2001], models the same situation as the Kalman benchmark, but with a sensor that can occasionally produce invalid readings. The model chooses the probability of an invalid reading from a Beta(100, 1000) distribution, so that invalid readings occur approximately 10% of the time. At each time step, with the previously chosen probability, the model either chooses the observation from the invalid distribution $\mathcal{N}(0, 100)$, or it chooses the observation from the Kalman model. Running SDS on this model is equivalent to a Rao-Blackwellized particle filter [Doucet et al. 2000] that combines exact inference with approximate particle filtering. The benchmark’s error metric is the mean squared error over time between the true position and the expected position conditioned on all previous observations.

Baselines. We compare BDS and SDS against a particle filter (PF) implemented in OCaml.

Data. For each benchmark, we obtained observation data by sampling from the benchmark’s model. Every run of each benchmark across all experiments uses the same data as input.

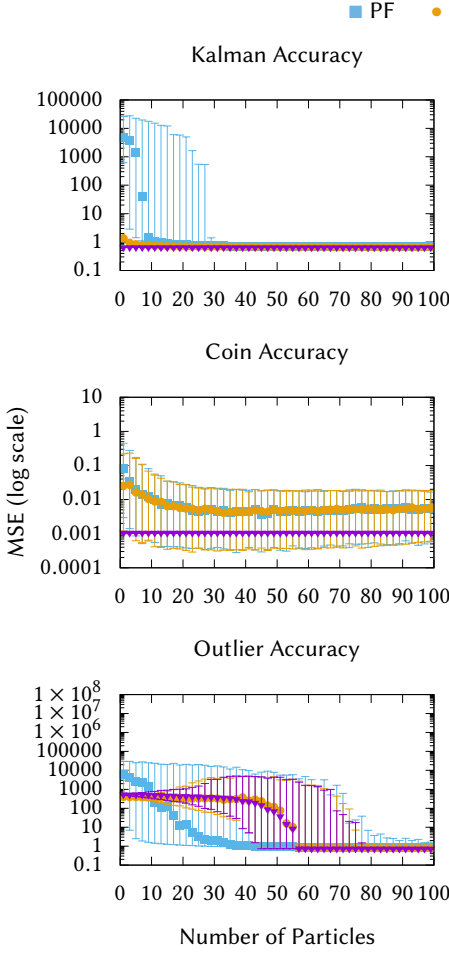


Fig. 16. Accuracy of each benchmark as a function of the number of particles. The error bars show 90% and 10% quantiles, and the center is the median.

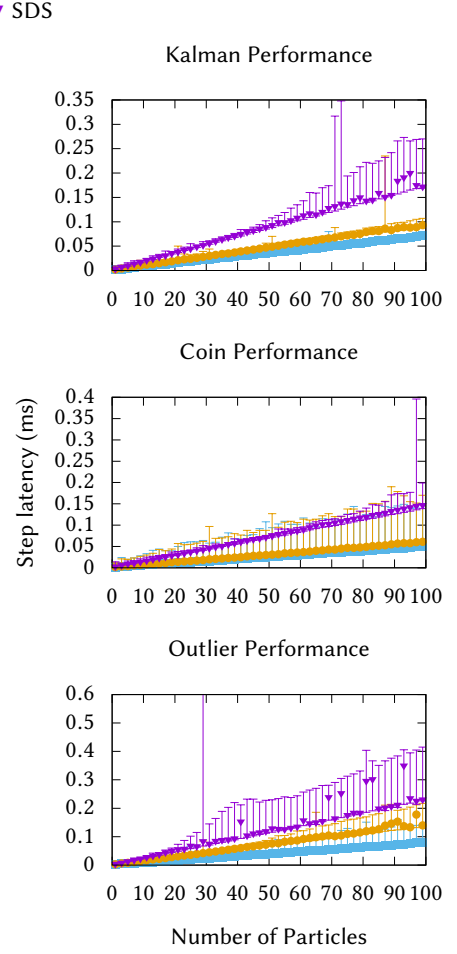


Fig. 17. Runtime performance of each benchmark as a function of particles. The error bars show 90% and 10% quantiles, and the center is the median.

6.2 Delayed Samplers vs. Particle Filter

We next compare both the accuracy and runtime performance of BDS, SDS, and PF to investigate whether the delayed samplers can achieve better accuracy than the particle filter with the same amount of computational resources.

Accuracy Methodology. For a range of selected particle counts, we execute each benchmark 1000 times and record the resulting accuracy. To measure accuracy we use the end-to-end error metrics for each benchmark as described in Section 6.1. We record the median and the 90% and 10% quantiles.

Accuracy Results. Figure 16 shows the results of the accuracy experiment for the Kalman, Coin, and Outlier benchmarks, respectively. In all cases, SDS is able to achieve equal or better accuracy than BDS which is itself equal or better than PF, but the results vary widely by benchmark. Note that SDS returns the exact posterior distribution for the Coin and Kalman benchmarks therefore its

accuracy is independent of the number of particles. On the other-hand, BDS is not exact since the symbolic distributions are sampled at the end of each the step.

For the Kalman benchmark, PF can achieve comparable accuracy to SDS 50% of the time with 12 particles, and can do so 90% of the time with 35 particles. BDS needs only about 10 particles to have a comparable accuracy to SDS 90% of the time. Compared to PF, BDS can exploits at each step the relationship between the position and the observation.

For the Coin benchmark, the accuracy of PF and BDS improves as we increase the number of particles, but does not provide comparable results to SDS. After the first step the Beta-Bernoulli conjugacy is lost and BDS acts as a particle filter.

For the Outlier benchmark, all algorithms are unreliable below about 80 particles. This means there is a large difference between the error in the best 10% of runs and the worst 10% of runs. Above this, all algorithms achieve comparable accuracy, but PF has substantially worse accuracy 10% of the time.

Performance Methodology. For a range of selected particle counts, we execute each benchmark 1000 times after a warm-up of 1 run and record the resulting performance: the latency of one step of computation. In the following graphs we report the median latency as well as the 90% and 10% quantiles of the collected data.

Performance Results. Figure 17 shows how the latency for a single step varies with the number of particles for the Kalman, Coin, and Outlier benchmarks, respectively. These graphs aggregate the step latency over 1000 runs of each algorithm and over every step in each run, showing the 10% and 90% quantiles and the median.

With the three algorithms, the execution time increases linearly with the number of particles. In all cases, PF has lower latency than BDS which has lower latency than SDS.

Conclusions. These experiments show that the delayed samplers achieve better accuracy than the particle filter with the same computational resources. For some models SDS is able to compute the exact solution with only one particle (Kalman, Coin). BDS achieves better accuracy when relationships between variables defined in the same step can be exploited (Kalman). At worst the delayed samplers performs as well as the particle filter (BDS on the Coin, SDS and BDS on the Outlier).

6.3 Bounded and Streaming Delayed Sampling vs. Delayed Sampling

We next evaluate the performance of SDS and BDS relative to our own Ocaml implementation of the original delayed sampler (DS). We compare both the performance and memory consumption of the three algorithms at each time step to investigate whether, as the size of the input stream grows large, they can retain constant performance.

Performance Methodology. As in the previous section, we execute each benchmark 100 times after a warm-up of 1 run and record the latency. We execute each benchmark with 100 particles (even if only one particle is necessary for DS and SDS on the Coin and Kalman benchmarks to compute the exact distribution) and plot latency as a function of the time step. We report the median latency as well as the 90% and 10% quantiles of the collected data.

Performance Results. Figure 18 shows the latency at each step of a run, aggregated over 100 runs. PF, BDS, and SDS show nearly constant performance in time but DS gets linearly worse performance for the Kalman and Outlier benchmarks. For the Coin benchmark, the graph of DS remains of constant size because there is only one sample at the first step and then only observe statements.

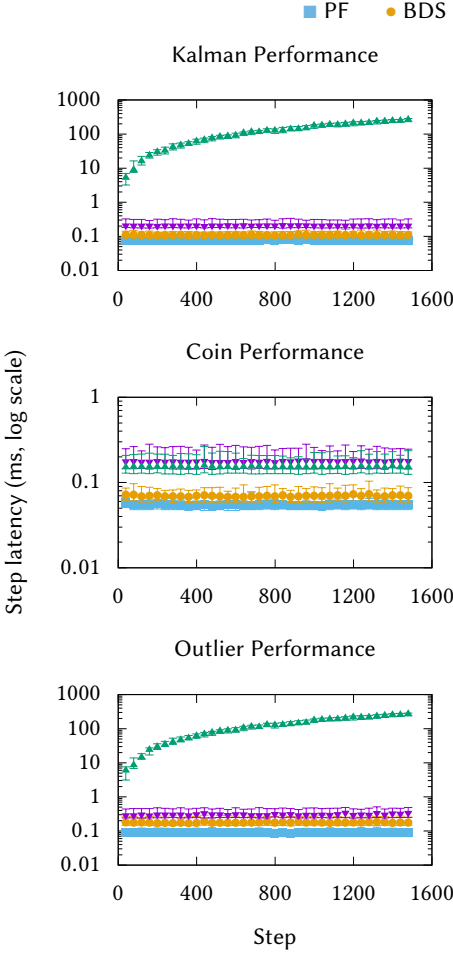


Fig. 18. Runtime performance at each step of a single run of inference. The error bars indicate 90% and 10% quantiles, centered around the median.

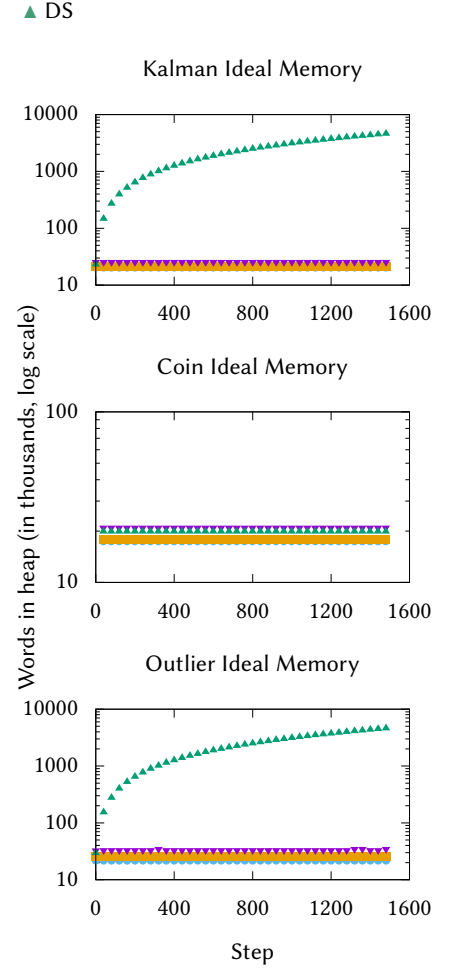


Fig. 19. Memory consumption at each step of a single run of inference.

Memory Methodology. We next evaluate the memory consumption of the algorithms. For these benchmarks, memory consumption is deterministic even in the presence of random choices. Therefore, we measure the *ideal* memory consumption of the execution of each benchmark after each step. The ideal memory consumption is the total amount of live words in the program’s heap. In our implementation, we measure these numbers by forcing a garbage collection after each step. We use OCaml’s standard facilities for forcing garbage collection as well as for measuring the amount of live words. We ran each algorithms with 100 particles.

Memory Results. Figure 19 shows the results of the memory consumption experiment. For all benchmarks, PF, BDS, SDS use constant memory over time. However, DS has increasing memory consumption over time for the Kalman and Outlier benchmarks. Again the memory consumption of DS is constant for the Coin benchmark because the graph remains of constant size.

Conclusions. The original DS implementation consumes unbounded memory for models that introduce new variable at each step (Kalman, Outlier) in contrast to BDS and SDS whose memory

consumptions are constant over time. Furthermore, DS step latency increases without bound as the number of steps becomes large on benchmarks where the memory increases. These observations confirm that the original DS implementation is not practical in a reactive settings.

7 RELATED WORK

Probabilistic Programming. Over the last few years there has been a growing interest on probabilistic programming languages. Some languages like BUGS [Lunn et al. 2009], Stan [Carpenter et al. 2017], or Augur [Huang et al. 2017] offer optimized inference technique for a constrained subset of models. Other languages like WebPPL [Goodman and Stuhlmüller 2014], Edward [Tran et al. 2017], Pyro [Bingham et al. 2019], or Birch [Murray and Schön 2018] focus on expressivity allowing the specification of arbitrary complex models. Compared to these languages, ProbZélus can be used to program *reactive models* that typically do not terminate, and inference can be run in parallel with deterministic components that interact with an environment.

Reactive Languages with Uncertainty. Lutin is a language for describing probabilistic reactive systems for testing and simulation [Raymond et al. 2008], but while Lutin supports weighted sampling to describe constrained random scenarios, it does not support inference. ProPL [Pfeffer 2005] is a language to describe probabilistic models for process that evolve over a period of time. This language also extend a probabilistic language with a notion of processes that can be composed in parallel, but compared to ProbZélus, ProPL focuses on a constrained class of models that can be interpreted as *Dynamic Bayesian Networks* (DBN), and relies on standard DBN inference techniques. In the same vein, CTPPL [Pfeffer 2009] is a language to describe continuous time processes where the amount of time taken by a sub-process can be specified by a probabilistic model. These models cannot be expressed in ProbZélus which relies on the synchronous model of computation. It would be interesting to investigate how to extend ProbZélus to continuous models based on Zélus’ support for continuous-time ordinary differential equations (ODE) [Bourke and Pouzet 2013b].

Inference. Researchers have proposed streaming inference algorithms, including variational [Broderick et al. 2013], or sampling-based [Doucet et al. 2000; Gordon et al. 1993] approaches. Popular languages like Stan, Edward, or Pyro, offer support to stream data through the model during inference to handle large datasets. However, compared to ProbZélus, the model must be defined a priori and does not evolve during the inference.

The Anglican and Birch probabilistic programming languages support delayed sampling [Murray et al. 2018]. These languages do not support streaming inference or reactive programming. Again, their interfaces only support inference on a complete probabilistic model.

8 CONCLUSION

Modeling uncertainty is a primary element of control systems for tasks that operate under the assumption of a probabilistic model of their environment (e.g., object tracking). While synchronous languages have developed as a prominent way to develop control applications, to date there has been limited work in these languages on programming system support for modeling uncertainty.

In this paper we present ProbZélus, the first synchronous probabilistic programming language that lifts emerging abstractions for probabilistic programming into the reactive setting. Moreover, our bounded and streaming delayed sampling algorithms provide efficient, hybrid inference while still satisfying a key requirement of control applications in that they must execute with bounded resources.

Our results demonstrate that ProbZélus enables us to write, in the very same source, a deterministic model for the control software and a probabilistic model for its behavior and environment – with complex interactions between the two.

REFERENCES

- A. Benveniste, P. Caspi, S.A. Edwards, N. Halbwachs, P. Le Guernic, and R. de Simone. 2003. The synchronous languages 12 years later. *Proc. IEEE* 91, 1 (Jan. 2003).
- G. Berry. 1989. Real time programming: Special purpose or general purpose languages. *Information Processing* 89 (1989), 11–17.
- Darek Biernacki, Jean-Louis Colaco, Grégoire Hamon, and Marc Pouzet. 2008. Clock-directed Modular Code Generation of Synchronous Data-flow Languages. In *ACM International Conference on Languages, Compilers, and Tools for Embedded Systems (LCTES)*. Tucson, Arizona.
- Eli Bingham, Jonathan P. Chen, Martin Jankowiak, Fritz Obermeyer, Neeraj Pradhan, Theofanis Karaletsos, Rohit Singh, Paul A. Szerlip, Paul Horsfall, and Noah D. Goodman. 2019. Pyro: Deep Universal Probabilistic Programming. *Journal of Machine Learning Research* 20 (2019), 28:1–28:6.
- Timothy Bourke and Marc Pouzet. 2013a. *Zélus, a Hybrid Synchronous Language*. École normale supérieure. <http://zelus.di.ens.fr> Distribution at: zelus.di.ens.fr.
- Timothy Bourke and Marc Pouzet. 2013b. Zélus, a Synchronous Language with ODEs. In *International Conference on Hybrid Systems: Computation and Control (HSCC 2013)*. ACM, Philadelphia, USA.
- Tamara Broderick, Nicholas Boyd, Andre Wibisono, Ashia C. Wilson, and Michael I. Jordan. 2013. Streaming Variational Bayes. In *Advances in Neural Information Processing Systems 26: 27th Annual Conference on Neural Information Processing Systems 2013. Proceedings of a meeting held December 5-8, 2013, Lake Tahoe, Nevada, United States*. 1727–1735.
- Bob Carpenter, Andrew Gelman, Matthew D Hoffman, Daniel Lee, Ben Goodrich, Michael Betancourt, Marcus Brubaker, Jiqiang Guo, Peter Li, and Allen Riddell. 2017. Stan: A probabilistic programming language. *Journal of Statistical Software* 76, 1 (2017), 1–37.
- Paul Caspi and Marc Pouzet. 1998. A Co-iterative Characterization of Synchronous Stream Functions. In *Coalgebraic Methods in Computer Science (CMCS'98) (Electronic Notes in Theoretical Computer Science)*.
- Jean-Louis Colaco, Grégoire Hamon, and Marc Pouzet. 2006. Mixing Signals and Modes in Synchronous Data-flow Systems. In *ACM International Conference on Embedded Software (EMSOFT'06)*. Seoul, South Korea.
- Jean-Louis Colaco, Bruno Pagano, and Marc Pouzet. 2017. Scade 6: A Formal Language for Embedded Critical Software Development. In *Eleventh International Symposium on Theoretical Aspect of Software Engineering (TASE)*. Sophia Antipolis, France.
- Pierre Del Moral, Arnaud Doucet, and Ajay Jasra. 2006. Sequential monte carlo samplers. *Journal of the Royal Statistical Society: Series B (Statistical Methodology)* 68, 3 (2006), 411–436.
- Arnaud Doucet, Nando de Freitas, Kevin Murphy, and Stuart Russell. 2000. Rao-blackwellised Particle Filtering for Dynamic Bayesian Networks. In *UAI*.
- Daniel Fink. 1997. A Compendium of Conjugate Priors.
- Timon Gehr, Sasa Misailovic, and Martin Vechev. 2016. PSI: Exact Symbolic Inference for Probabilistic Programs. In *Computer Aided Verification (CAV)*.
- Noah D. Goodman and Andreas Stuhlmüller. 2014. The Design and Implementation of Probabilistic Programming Languages. <http://dippl.org> Accessed February 2019.
- N.J. Gordon, D.J. Salmond, and A.F.M. Smith. 1993. Novel approach to nonlinear/non-Gaussian Bayesian state estimation. In *IEE-F*.
- N. Halbwachs, P. Caspi, P. Raymond, and D. Pilaud. 1991. The Synchronous Dataflow Programming Language LUSTRE. *Proc. IEEE* 79, 9 (September 1991), 1305–1320.
- Daniel Huang, Jean-Baptiste Tristan, and Greg Morrisett. 2017. Compiling Markov chain Monte Carlo algorithms for probabilistic modeling. In *Proceedings of the 38th ACM SIGPLAN Conference on Programming Language Design and Implementation, PLDI 2017, Barcelona, Spain, June 18-23, 2017*. 111–125.
- R.É. Kalman. 1960. A New Approach to Linear Filtering and Prediction Problems. In *Journal of Basic Engineering*. 35–45.
- Daniel Lundén. 2017. *Delayed sampling in the probabilistic programming language Anglican*. Ph.D. Dissertation. KTH Royal Institute of Technology.
- David Lunn, David Spiegelhalter, Andrew Thomas, and Nicky Best. 2009. The BUGS project: Evolution, critique and future directions. *Statistics in medicine* 28, 25 (2009), 3049–3067.
- P. Minka, Thomas. 2001. Expectation Propagation for Approximate Bayesian Inference. In *UAI '01*. 362–369.
- Lawrence M. Murray, Daniel Lundén, Jan Kudlicka, David Broman, and Thomas B. Schön. 2018. Delayed Sampling and Automatic Rao-Blackwellization of Probabilistic Programs. In *International Conference on Artificial Intelligence and Statistics 2018*.
- Lawrence M. Murray and Thomas B. Schön. 2018. Automated learning with a probabilistic programming language: Birch. *Annual Reviews in Control* 46 (2018), 29–43. <https://doi.org/10.1016/j.arcontrol.2018.10.013>
- Praveen Narayanan, Jacques Carette, Wren Romano, Chung-chieh Shan, and Robert Zinkov. 2016. Probabilistic Inference by Program Transformation in Hakaru (System Description). In *FLOPS*.

- Avi Pfeffer. 2005. Functional Specification of Probabilistic Process Models. In *Proceedings, The Twentieth National Conference on Artificial Intelligence and the Seventeenth Innovative Applications of Artificial Intelligence Conference, July 9-13, 2005, Pittsburgh, Pennsylvania, USA*. 663–669.
- Avi Pfeffer. 2009. CTPPL: A Continuous Time Probabilistic Programming Language. In *IJCAI 2009, Proceedings of the 21st International Joint Conference on Artificial Intelligence, Pasadena, California, USA, July 11-17, 2009*. 1943–1950.
- Pascal Raymond, Yvan Roux, and Erwan Jahier. 2008. Lutin: A Language for Specifying and Executing Reactive Scenarios. *EURASIP Journal of Embedded Systems* (2008). <https://doi.org/10.1155/2008/753821>
- Daniel Ritchie, Andreas Stuhlmüller, and Noah D. Goodman. 2016. C3: Lightweight Incrementalized MCMC for Probabilistic Programs using Continuations and Callsite Caching. In *Proceedings of the 19th International Conference on Artificial Intelligence and Statistics, AISTATS 2016, Cadiz, Spain, May 9-11, 2016*. 28–37.
- Sam Staton. 2017. Commutative Semantics for Probabilistic Programming. In *Programming Languages and Systems - 26th European Symposium on Programming, ESOP 2017, Held as Part of the European Joint Conferences on Theory and Practice of Software, ETAPS 2017, Uppsala, Sweden, April 22-29, 2017, Proceedings*. 855–879.
- David Tolpin, Jan-Willem van de Meent, Hongseok Yang, and Frank Wood. 2016. Design and Implementation of Probabilistic Programming Language Anglican. In *Symposium on the Implementation and Application of Functional Programming Languages (IFL)*. 6:1–6:12.
- Dustin Tran, Matthew D. Hoffman, Rif A. Saurous, Eugene Brevdo, Kevin Murphy, and David M. Blei. 2017. Deep Probabilistic Programming. In *5th International Conference on Learning Representations, ICLR 2017, Toulon, France, April 24-26, 2017, Conference Track Proceedings*.
- Yi Wu, Lei Li, Stuart J. Russell, and Rastislav Bodík. 2016. Swift: Compiled Inference for Probabilistic Programming Languages. In *IJCAI*.

```

C(c) = fun s -> (c, s)
C(x) = fun s -> (x, s)
C((e1, e2)) = fun (s1, s2) ->
  let v1, s1' = C(e1)(s1) in
  let v2, s2' = C(e2)(s2) in
  ((v1, v2), (s1', s2'))
C(op(e)) = fun s ->
  let v, s' = C(e)(s) in
  (op(v), s')
C(f(e)) = fun (s1, s2) ->
  let v1, s1' = C(e)(s1) in
  let v2, s2' = f_step(s2, v) in
  (v2, (s1', s2'))
C(last x) = fun s -> (xlast, s)
C(e where
  rec init x1 = c1 and ...
  and init xk = ck
  and y1 = e1 and ...
  and yn = en) =
fun ((m1, ..., mk), (s1, ..., sn), s) ->
  let x1_last = m1 in ...
  let xk_last = mk in
  let v1, s1' = C(e1)(s1) in
  let y1 = v1 in ...
  let vn, sn' = C(en)(sn) in
  let yn = vn in
  let v, s' = C(e)(s) in
  (v, (s1', ..., sn'), s')

C(present e -> e1 else e2) = fun (s, s1, s2) ->
  let v, s' = C(e)(s) in
  if v then let v1, s1' = C(e1)(s1) in
    (v1, (s', s1', s2'))
  else let v2, s2' = C(e2)(s2) in
    (v2, (s', s1, s2'))
C(reset e1 every e2) = fun (s0, s1, s2) ->
  let v2, s2' = C(e2)(s2) in
  let v1, s1' = C(e1)(if v2 then s0 else s1) in
  (v1, (s0, s1', s2'))
C(sample(e)) = fun s ->
  let mu, s' = C(e)(s) in
  let v = sample(mu) in (v, s')
C(observe(e1, e2)) = fun (s1, s2) ->
  let v1, s1' = C(e1)(s1) in
  let v2, s2' = C(e2)(s2) in
  let _ = observe(v1, v2) in (( ), (s1', s2'))
C(factor(e)) = fun s ->
  let v, s' = C(e)(s) in
  let _ = factor(v) in (( ), s')
C(infer(e)) = fun sigma ->
  let mu, sigma' = infer(C(e), sigma) in
  (mu, sigma')
C(let node f x = e) =
  let f_init = A(e)
  let f_step = fun (s, x) -> C(e)(s)
C(d1 d2) = C(d1) C(d2)

```

Fig. 20. Compilation of ProbZélus to μF .

A COMPILATION

Figure 20 presents the entire compilation function from ProbZélus to μF introduced Section 4. Figure 21 is the allocation function.

B BENCHMARKS

```

let node main model particles (tr, observed) =
  let rec t = 1. fby (t +. 1.) in
  let x_d = infer particles model observed in
  let est_mean = mean_float x_d in
  let error = (est_mean -. tr) ** 2. in
  let rec total_error = error -> (pre total_error) +. error in
  let mse = total_error /. t in
  est_mean, mse

```

$\mathcal{A}(c) = ()$	$\mathcal{A}(f(e)) = (f_init, \mathcal{A}(e))$
$\mathcal{A}(x) = ()$	$\mathcal{A}(\text{present } e \rightarrow e_1 \text{ else } e_2) =$
$\mathcal{A}(\text{last } x) = ()$	$(\mathcal{A}(e), \mathcal{A}(e_1), \mathcal{A}(e_2))$
$\mathcal{A}((e_1, e_2)) = (\mathcal{A}(e_1), \mathcal{A}(e_2))$	$\mathcal{A}(\text{reset } e_1 \text{ every } e_2) =$
$\mathcal{A}(e \text{ where}$	$(\mathcal{A}(e_1), \mathcal{A}(e_1), \mathcal{A}(e_2))$
$\text{rec init } x_1 = c_1 \dots \text{ and init } x_k = c_k$	$\mathcal{A}(\text{sample}(e)) = \mathcal{A}(e)$
$\text{and } y_1 = e_1 \dots \text{ and } y_n = e_n =$	$\mathcal{A}(\text{factor}(e)) = \mathcal{A}(e)$
$((c_1, \dots, c_k), (\mathcal{A}(e_1), \dots, \mathcal{A}(e_n)), \mathcal{A}(e))$	$\mathcal{A}(\text{observe}(e_1, e_2)) = (\mathcal{A}(e_1), \mathcal{A}(e_2))$
$\mathcal{A}(\text{op}(e)) = \mathcal{A}(e)$	$\mathcal{A}(\text{infer}(e)) = (\mathcal{A}(e))$

Fig. 21. Memory allocation, i.e., initialization for the μF step functions.

B.1 Kalman

```
let node delay_kalman (prob, yobs) = xt where
  rec xt = sample (prob, gaussian ((0., 100.) -> (pre xt, 1.)))
  and () = observe (prob, gaussian (xt, 1.), yobs)
```

B.2 Coin

```
let node coin (prob, yobs) = xt where
  rec init xt = sample (prob, beta (1., 1.))
  and () = observe (prob, bernoulli xt, yobs)
```

B.3 Outlier

```
let node outlier (prob, yobs) = xt where
  rec xt = sample (prob, gaussian ((0., 100.) -> (pre xt, 1.)))
  and init outlier_prob = sample (prob, beta (100., 1000.))
  and is_outlier = sample (prob, bernoulli outlier_prob)
  and () = present is_outlier -> observe (prob, gaussian (0., 100.), yobs)
         else observe (prob, gaussian (xt, 1.), yobs)
```