

Evacuation of equilateral triangles by mobile agents of limited communication range*

Iman Bagheri, Lata Narayanan, Jaroslav Opatrny

Department of Computer Science and Software Engineering,
Concordia University, Montreal, Canada
{*imanbag@gmail.com, lata@encs.concordia.ca, opatrny@cs.concordia.ca*}

May 26, 2022

Abstract

We consider the problem of evacuating $k \geq 2$ mobile agents from a unit-sided equilateral triangle through an exit located at an unknown location on the perimeter of the triangle. The agents are initially located at the centroid of the triangle and they can communicate with other agents at distance at most r with $0 \leq r \leq 1$. An agent can move at speed at most one, and finds the exit only when it reaches the point where the exit is located. The agents can collaborate in the search for the exit. The goal of the *evacuation problem* is to minimize the evacuation time, defined as the worst-case time for *all* the agents to reach the exit.

We propose and analyze several algorithms for the problem of evacuation by $k \geq 2$ agents; our results indicate that the best strategy to be used varies depending on the values of r and k . For two agents, we give three algorithms, each of which achieves the best performance for different sub-ranges of r in the range $0 \leq r \leq 1$. We also show a lower bound on the evacuation time of two agents for any $r < 0.336$. For $k > 2$ agents, we study three strategies for evacuation: in the first strategy, called **X3C**, agents explore all three sides of the triangle before connecting to exchange information; in the second strategy, called **X1C**, agents explore a single side of the triangle before connecting; in the third strategy, called **CXP**, the agents travel to the perimeter to locations in which they are connected, and explore it while always staying connected. For 3 or 4 agents, we show that **X3C** works better than **X1C** for small values of r , while **X1C** works better for larger values of r . Finally, we show that for any r , evacuation of $k = 6 + 2\lceil(\frac{1}{r} - 1)\rceil$ agents can be done using the **CXP** strategy in time $1 + \sqrt{3}/3$, which is optimal in terms of time, and asymptotically optimal in terms of the number of agents.

1 Introduction

Consider the situation where several mobile agents/robots are located inside a closed region, that has a single exit point on the perimeter of the region at a location unknown to the agents. Due to some emergency, the agents all need to leave this region as quickly as possibly. Thus

*This research was supported by NSERC of Canada

the agents need to collaboratively search for the exit and minimize the time that is needed for *all of them* to reach the exit. This *evacuation problem* has already been considered for several different regions and agents of different capabilities.

Two models of communication between the agents have been considered in the context of group search and evacuation. In the first model, called the *face-to-face* model, the agents can communicate only when they are in the same place at the same time. In the second model, called the *wireless* model, the agents can communicate at any time and over any distance. The algorithms for evacuation in the wireless and face-to-face models are in general, quite different. It is natural to ask how the agents would perform evacuation if their communication range was limited to some r with $0 \leq r \leq \infty$ where the diameter of the region is assumed to be 1. Note that $r = 0$ gives the face-to-face model, and $r = \infty$ corresponds to the wireless model. In any regions of diameter 1, since agents never need to go outside the region to communicate with other agents, a communication range of $r > 1$ confers no advantages. Thus the wireless model is equivalent to the case $r = 1$.

In this paper we study the problem of evacuating an equilateral triangle whose sides are of size 1 with agents located initially in the centroid of the triangle, and whose communication capabilities are limited to a given, fixed distance $0 < r < 1$. To the best of our knowledge, the case of limited range communication of agents in evacuation problems has not been considered yet. Since the evacuation of the equilateral triangle was previously studied for the face-to-face model [9] and the wireless model [14], it will allow us to evaluate the impact of the limited transmission range on the evacuation algorithms. When there are three or more agents, then an agent can act as a *relay* between two other agents, thereby increasing the *effective communication range* of the agents. Indeed a *virtual meeting* can occur between many agents, even when they are not co-located, so long as the network of communication they create is connected. This suggests that the interplay between the communication range r and the number of agents k should be considered in the design of evacuation algorithms.

1.1 Our Results

We first study in detail the case of $k = 2$ agents. In Section 3 we propose three evacuation algorithms for two agents, parametrized by r , and we establish the ranges of r for which each gives the best results. As shown in Table 1, throughout the entire range $0 \leq r \leq 1$, our algorithms take advantage of increased communication range to achieve lower evacuation time. In [9], it was shown that for $r = 0$, it helps for the agents to make *detours* into the interior of the triangle, and in fact, more detours are shown to always improve the evacuation time, though it should be noted that the improvement for more than 2 detours is negligible. We show here that for $r > 0.7375$, using *any* detour worsens the evacuation time, while using more than one detour is not useful for $r > 0.4725$. We also show a lower bound of $1 + 2/\sqrt{3} - r$ on the evacuation time of two agents for any $r < 0.366$.

For $k > 2$ agents, we investigate three different strategies for evacuation. In the first strategy, called *Explore 3 sides before Connecting* (X3C), the perimeter of the triangle is partitioned into $k + 1$ segments. The agents move to explore k segments on all three sides, subsequently entering the interior of the triangle to form a connected network in order to communicate the results to the other agents, after which they either move to the exit or they all explore the remaining segment. In the second strategy, called *Explore 1 Side before Connecting* (X1C) only one of the sides of the triangle is partitioned into multiple segments, each to be explored by an

	Two Agents		Three Agents		Four Agents	
r	evac. time	alg.	evac. time	alg.	evac. time	alg.
0	2.3367	see [9]	2.0887	see [9]	1.98157	see [9]
0.1	2.25424	2-Detour	2.08871	X3C	1.96199	X3C
0.2	2.18584	2-Detour	2.07642	X3C	1.88392	X1C
0.3	2.12325	2-Detour	1.93620	X1C	1.67649	X1C
0.4	2.06506	2-Detour	1.78880	X1C	1.62573	X1C
0.5	2.01050	1-Detour	1.68958	X1C	1.61912	X1C
0.6	1.95926	1-Detour	1.67532	X1C	1.61302	X1C
0.7	1.91169	1-Detour	1.66666	X1C	1.61050	X1C
0.8	1.86559	No-Detour	1.66666	X1C	1.61050	X1C
0.9	1.82439	No-Detour	1.66666	X1C	1.61050	X1C
1	1.78867	see [15]	1.66666	see [14]	1.61050	see [14]

Table 1: A summary of the evacuation times of our algorithms.

agent. At the end of the exploration of the edge, two of the agents explore the remaining two sides of the triangle, while the other agents move inside to create and maintain connectivity of all agents. As soon as the exit is found, all agents can move to the exit. In the final strategy (which is only possible if the number of agents is large enough relative to r), called *Connected Exploration of Perimeter* (CXP), the agents move to positions over two sides of the perimeter to ensure that the agents are connected *before* they start exploration, and they stay connected during the entire exploration.

We study in detail the case of 3 and 4 agents in Section 4. Note that the CXP strategy cannot apply in these cases, and thus we study only the X3C and X1C strategies. Our results show that X3C works better than X1C for smaller values of r and X1C is better for larger values of r ; see Table 1.

Finally we consider in Section 5 the problem of the optimal evacuation of k agents. It was shown in [14] that for any r , regardless of the number of agents, evacuation cannot be done in time less than $1 + \sqrt{3}/3$; on the other hand, this time can be achieved by 6 agents and $r = 1$. In this paper we show that for any $r > 0$, evacuation can be achieved in the optimal time of $1 + \sqrt{3}/3$ if the number of agents is $6 + 2\lceil(\frac{1}{r} - 1)\rceil$. Indeed for $r = 1/2$, eight agents suffice, and for $r = 1/3$, ten agents suffice, for $r = 1/4$, twelve agents suffice. We also show that $\Omega(1/r)$ agents are required to evacuate in time $1 + \sqrt{3}/3$.

We conjecture that for any $k \geq 6$ agents, there exist r_1, r_2 with $0 < r_1 < r_2 < 1$ such that X3C is the best strategy of the three for $0 \leq r \leq r_1$, X1C is the best strategy for $r_1 < r \leq r_2$, and CXP is the best strategy for $r_2 < r \leq 1$.

1.2 Related work

The evacuation problem was introduced in [11] for agents inside a disk in both the wireless and face-to-face communication models. The authors gave optimal algorithms for 2 agents in the wireless model, and proved upper and lower bounds for the evacuation time for 2 agents in the face-to-face model. They also considered the problem for 3 agents and showed asymptotically tight bounds for k robots in both models. The problem for the face-to-face model was revisited in [12], and the results further improved in [6]. The evacuation of an equilateral triangle with

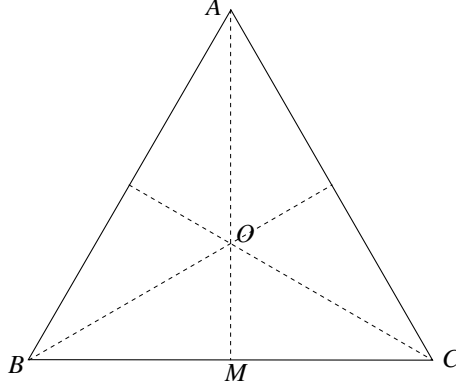


Figure 1: Equilateral triangle T .

agents in the wireless model was considered in [14], and in the face-to-face communication model in [9]. We should also mention the work on polygons [19], evacuation of circle with faulty agents [12], and the case of multiple exits on a circle [10, 25].

The evacuation problem is related to many other problems that have been considered previously. It can be seen as a variation of a search problem. In this context we should mention the classical *cow-path* problem, i.e., a problem of searching on a line [2, 3, 4], several of its versions [16, 23, 24], a group search on a line [8], and a search on a line with faulty agents [13]. There are many studies involving mobile, autonomous agents in the plane [20]. The problem of search [18, 7], gathering of agents [1, 17] in the plane, pattern formation [21], etc., have been done. The cop-and robber games [5], and graph searches [22] are also related.

2 Model and Notation

The search domain considered in this paper is the perimeter of an equilateral triangle with side 1. We denote the triangle by T , with vertices A , B and C starting at the top of the triangle, going counter-clockwise, and the centroid of the triangle by O , as in Figure 1. Point M is the midpoint of the segment BC . The *height* of the triangle is denoted by h and $y = h/3$. The line segment connecting any two points P and Q is denoted by PQ and its length by $|PQ|$. Agents are initially located at the centroid O of the triangle. Each agent can move at speed at most 1, and it has a wireless transmitter/receiver with range $r \leq 1$. Unless specified otherwise in the algorithm, agents always move with speed 1. Agents are able to carry out simple computations, e.g., if an agent finds the exit it can calculate the path to follow in order to inform other agents about the exit. In this paper agents are assumed to be non-faulty, meaning that they: follow their assigned trajectory, recognize the exit if they reach its location, and they can always exchange information if their distance is less than or equal to r .

Each agent follows a path, called its *trajectory*, assigned to it before the exploration begins. We specify each evacuation algorithm by specifying a trajectory of each agent and its actions. An agent may leave its predetermined trajectory only if either it has found the exit point, or it has been notified by another agent about the location of the exit. For each of these two situations the algorithm specifies the action to be followed. e.g., when an agent finds the exit it specifies a point to go to from which it can notify other agents about the exit, or if it has

been notified about the exit location the action is “go to that point”.

We denote the time that point x is seen for the first time by either of the agents by t_x . By $E_{\mathcal{A}}(k, r)$ we mean the worst-case evacuation time of algorithm \mathcal{A} with k agents, $k \geq 2$ and communication range of r , $0 \leq r \leq 1$. We denote the optimal evacuation time by k agents by $E^*(k, r)$, that is:

$$E^*(k, r) = \min_{\mathcal{A}} E_{\mathcal{A}}(k, r)$$

We define an r -*interception* to be the action of moving to a point in which the agent is at distance at most r of the other agent(s) so that it can transmit the location of the exit point to them. In all our algorithms, the trajectory of each agent is a sequence of line segments. To analyze the algorithms, we identify on each segment a *critical point*, defined to be the point or the immediate neighbourhood of a point where the evacuation time on the segment is maximized. In order to minimize the maximum evacuation time, after identifying these critical points, we optimize the algorithms by adjusting some parameters in the trajectories.

3 Evacuation of Two Agents

In this section we give upper and lower bounds on the evacuation time for two agents with $0 < r < 1$. Recall that the best known algorithm described in [9] for the face-to-face model ($r = 0$), evacuates two agents in time 2.3367 and employs two detours per agent. In [15], an optimal algorithm for the wireless model ($r = 1$) with evacuation time of $3/2 + y \approx 1.78867$ is described. Hence if the agents are capable of communication within a certain range $0 < r < 1$, it is clear that the evacuation time should lie between these two values. We divide the triangle into two halves by a vertical line through A and O , as shown in Figure 2. The trajectories of the two agents presented in this section are *symmetric* with respect to line AO . Thus the trajectory of the first agent R_1 includes exploration of the left half of the perimeter, and the second agent R_2 is responsible for exploration of the right half of T . Therefore, without loss of generality, in the analysis of algorithms we will assume that the exit is located in the right half of the triangle throughout this section.

The three evacuation algorithms for two agents presented in this section use the same generic Algorithm 1 given below. They only differ in the trajectories of the agents.

Let S_1 and S_2 be points on the sides AB and AC at distance r from A , shown in Figure 2. Points S_1, S_2, A form an equilateral triangle at the top of T with side r . If the agents do not find the exit outside $\Delta S_1 A S_2$ and enter this smaller triangle, they are always within communication range with each other, and the evacuation time for the three algorithms described in this section, is independent of the exit position and will always be $t_{S_1} + r$.

3.1 The No-Detour Algorithm

The trajectories of both agents are shown in Figure 2 and defined in Trajectories 1. The trajectory of R_1 is shown in blue, the green trajectory is for R_2 . Clearly, these trajectories do the fastest possible exploration of the perimeter of T , and these trajectories are known to give the optimal time of $y + 1.5$ for the wireless evacuation of T by two agents starting in O .

Trajectories 1. No-Detour

R_1 follows the trajectory $\langle O, M, B, A \rangle$
 R_2 follows the trajectory $\langle O, M, C, A \rangle$

Algorithm 1 Generic 2-agent Evacuation Algorithm Followed by an Agent.

function EXPLORATIONfound \leftarrow false**while** not<found> and not<msg.recd > **do**

move along the predetermined trajectory

ACTION

function ACTION**if** found **then** $P \leftarrow$ current location **if** the other agent is not within communication range **then** calculate the closest point U , where the other agent can be r -intercepted go to U send(P) to the other agentgo to P and exit

The Algorithm No-Detour uses the generic Algorithm 1 with respect to Trajectories 1. For the analysis of this algorithm, we assume the exit is found by R_2 . Then we show that the maximum evacuation time is when the exit is located at point C .

In order to determine the critical point of some segments in T we use the following lemma, which is a simple generalization of Theorem 1 in [6] for the case $r > 0$.

Lemma 3.1 [6] *Suppose R_1 and R_2 with $r > 0$ are looking for an exit on lines L_1 and L_2 respectively, as on Figure 3. Assume the exit is found by R_2 at point N , and Q be the point where R_1 is r -intercepted. Let S be the line connecting N and Q , β be the angle between L_2 and S , and γ be the angle between L_1 and S by γ .*

If $2 \cos \beta + \cos \gamma < 1$ then shifting the exit in the direction of the movement of R_2 yields a larger evacuation time, while if $2 \cos \beta + \cos \gamma > 1$, then shifting the exit in the opposite direction of the movement of R_2 yields a larger evacuation time.

Proof. See [6] □

Lemma 3.2 *Vertex C is the critical point on segments MC .*

Proof. Suppose the exit is located at some point $N \neq C$ on segment MC , see Figure 4a. We only need to consider the case when the agents are at distance greater than r . Since at that point the agents are moving in opposite directions on the segment BC , it is obvious that R_1 will be r -intercepted while travelling on edge BA . Hence according to Lemma 3.1, since $\beta > \pi/2$, point N cannot yield the maximum evacuation time since there exists another point to the right of N with a larger evacuation time. We conclude that C is the critical point in this segment. □

Lemma 3.3 *On segment CS_2 see Figure 4b, vertex C is the critical point.*

Proof. Let the exit be at some point N on segment CS_2 and the r -interception point be Q on side BA , see Figure 4b. We know that $\beta + \gamma = \frac{2\pi}{3}$, and for all points on segment CS_2 , the

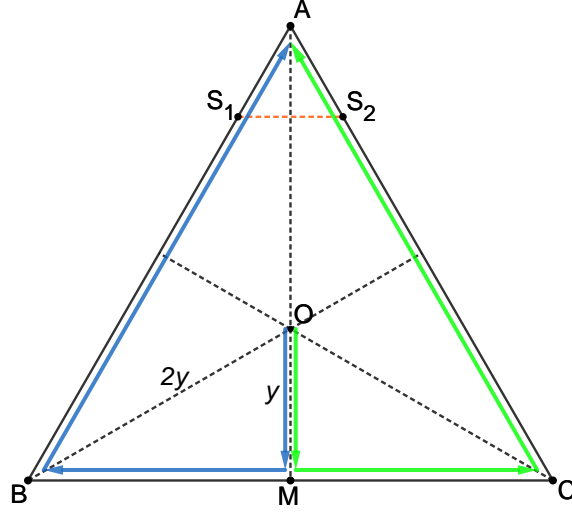


Figure 2: No-Detour algorithm

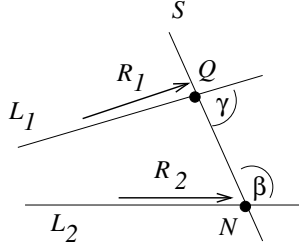
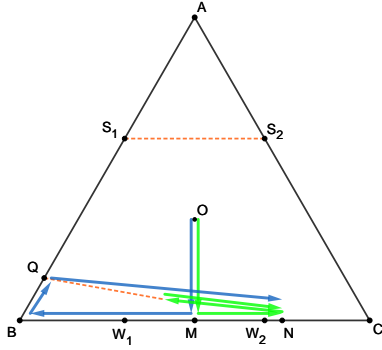
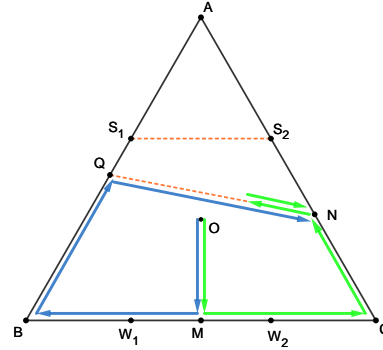


Figure 3: Illustration for Lemma 3.1.



(a) Exit is located on segment MC



(b) Exit is located on segment CS_2

Figure 4: Trajectories of agents based on the position of the exit point.

angle β is between 0 and $\pi/3$. Then we get $2 \cos(\beta) + \cos(\gamma) = 2 \cos(\beta) - \cos(\pi/3 + \beta)$ which is strictly greater than one. Hence by Lemma 3.1, placing the exit at a point closer to C will result in higher evacuation time. We can conclude that vertex C is the critical point in this

segment. □

Theorem 3.1 $E_{\text{No-Detour}} = y + 0.5 + r + \frac{2(1-r^2)}{2r+1}$.

Proof. We established that C is the critical point for MC and CA . When the exit is located at C , the evacuation time will be $t = y + 0.5 + |BQ| + |QC|$ where Q is the point that R_1 is r -intercepted. Since both agents travel equal distances at the point of interception, we get $|BQ| = |QC| - r$. On the other hand by using the Cosine Rule we have $|QC| = \sqrt{BQ^2 + 1 - BQ}$. By solving for $|BQ|$ and substituting in the expression for the evacuation time t , we obtain $t = y + 0.5 + r + \frac{2(1-r^2)}{2r+1}$. Observe that for $r \in [0, 1]$, the function $r + \frac{2(1-r^2)}{2r+1}$ is decreasing, with maximum and minimum of 2 and 1 respectively. Therefore $y + 0.5 + r + \frac{2(1-r^2)}{2r+1} \geq y + 0.5 + 1 = y + 1.5$. so based on Lemmas 3.2 and 3.3, this evacuation time is also larger than maximum evacuation time of segments MW_2 and S_2A . As already mentioned above, if the exit is located on segment S_2A then the evacuation time is independent of exit location and is equal to $y + 1.5$. We conclude that placing the exit at point C results in maximum evacuation time of algorithm \mathcal{A}_1 , which gives us the following theorem. □

3.2 Trajectories with Detours

In Theorem 3.1 we showed that placing the exit at point C causes the maximum evacuation time when using the No-Detour algorithm. In this section we propose different trajectories that improve the evacuation time by decreasing the evacuation time at C . These trajectories are a modified version of *Equal-Travel with Detour Algorithms* in [9] for the face-to-face communication model, i.e., for $r = 0$. The inclusion of a detour in the trajectories of each agent consist of the agent stopping exploration at some point of the perimeter and moving inside the triangle to improve the evacuation time when the exit is located in some segments around C or B . When the agents realize that the exit was not found in these segments, they return to the same point on the boundary where they left off and resume the exploration of the perimeter.

3.2.1 The 1-Detour Algorithm:

The trajectories are symmetric and thus we define the detour for R_1 only. We fix point Q_1 on the side AB , see Figure 5. The exact location of this point will be specified later.

Point J_1 is on segment Q_1C such that it satisfies the equation $|BQ_1| + |Q_1J_1| = |CJ_1| - r$. Point P_1 is located on segment J_1Q_2 such that P_1 satisfies the equation $|Q_1J_1| + |J_1P_1| = |Q_2P_1| - r$. Points Q_2 , J_2 and P_2 are located symmetrically with those of points Q_1 , J_1 and P_1 respectively, with respect to line AM .

The trajectory of each agent is defined in Trajectories 2, see also Figure 5.

We show below that if R_1 reaches point P_1 and it is not notified about the exit by the other agent, then it realizes that the exit has not been found yet. Thus it returns to point Q_1 where it started the detour and resumes the exploration of the perimeter. Algorithm 1 with respect to Trajectory 2 is referred to as the 1-Detour algorithm.

Trajectories 2. 1-Detour
 $R_1 :< O, B, Q_1, J_1, P_1, Q_1, A >$
 $R_2 :< O, C, Q_2, J_2, P_2, Q_2, A >$

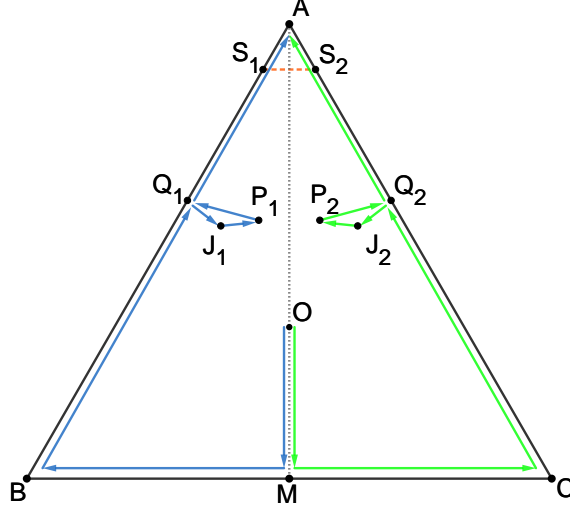


Figure 5: 1-Detour algorithm

Lemma 3.4 *If the exit is located at some point N on segment MC , then R_1 will be r -intercepted at or prior to reaching J_1 .*

Proof. (See Figure 6a) If the exit is located at C then, by the choice of J_1 , agent R_1 will be r -intercepted at point J_1 . Hence if N is located before C then agent R_2 moves toward J_1 earlier and it can r -intercept R_1 while it is on segment Q_1J_1 . \square

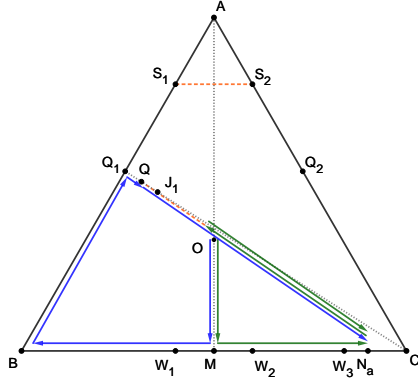
Lemma 3.5 *Suppose the exit is located at some point N on segment CQ_2 , then R_1 will be r -intercepted while moving on segment J_1P_1 .*

Proof. (See Figure 6b) We know that if the exit is located at Q_2 , then R_1 will be r -intercepted when it is at point P_1 . In order to show that if the exit is before Q_2 , agent R_1 can be intercepted before reaching P_1 it is enough to prove $|CN| + |NP_1| - r \leq |CQ_2| + |Q_2P_1| - r$. For the purpose of contradiction suppose not, meaning $|CN| + |NP_1| - r > |CQ_2| + |Q_2P_1| - r = |CN| + |NQ_2| + |Q_2P_1| - r$ and we get $|NP_1| > |NQ_2| + |Q_2P_1|$ which according to the triangle inequality is impossible. Hence a contradiction. \square

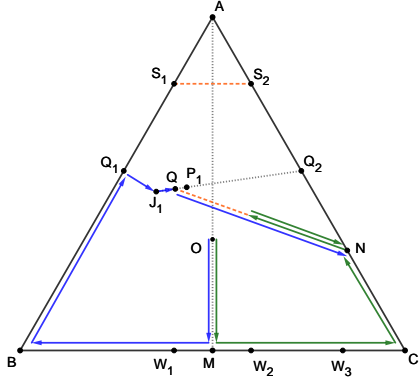
We now split the trajectory of R_2 into segments MC , CQ_2 , Q_2S_2 , S_2A , and determine the critical point for each segment and the evacuation time of the critical point for each segment.

Lemma 3.6 *On segment MC point C is the critical point, and the evacuation time for this segment is at most $y + 0.5 + |BQ_1| + |Q_1C|$.*

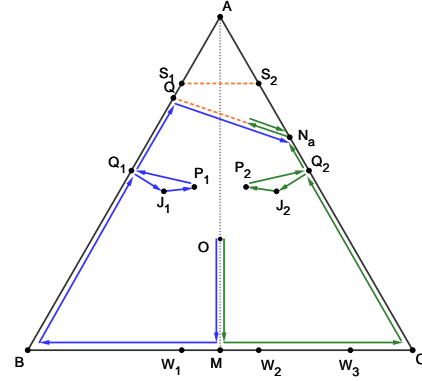
Proof. (See Figure 6a). For any arbitrary point on segment MC (except the two endpoints), by Lemma 3.4, R_1 will be r -intercepted at some point Q prior to or at J_1 , and according to Lemma 3.1, since $\beta > \pi/2$, there exists another point in the direction of movement of R_2 such that placing the exit at that point will result in a higher evacuation time. We conclude that in segment MC , point C is the critical point, and R_1 can reach C in time $y + 0.5 + |BQ_1| + |Q_1C|$. \square



(a) Exit is located on segment MC



(b) Exit is located on segment CQ_2



(c) Exit is located inside segment Q_2S_2

Figure 6: Trajectories in One -Detour algorithm, and trajectories of agents based on the position of the exit point in One Detour algorithm

Lemma 3.7 *On segment CQ_2 point C is the critical point.*

Proof. (see Figure 6b). Suppose the exit is located at some point N , then by Lemma 3.5 R_1 will be r -intercepted while moving on segment Q_1J_1 at some point Q . Note that $\angle QQ_2N > \pi/6$, hence $\beta + \gamma < 5\pi/6$. On the other hand we have $\angle QQ_2N + \beta + \gamma = \pi$. It is easy to see that $2\cos(\beta) + \cos(\gamma)$ is always greater than 1. By Lemma 3.1, there exists another point in the opposite direction of R_2 which yields a larger evacuation time if the exit is located there. \square

Lemma 3.8 *Assume the exit is located at point N inside segment Q_2S_2 and let Z be a point on segment Q_1A such that $Q_1Z + r = Q_2Z$. Then the evacuation time for this exit is at most $y + 0.5 + |BQ_1| + |Q_1J_1| + |J_1P_1| + |P_1Q_1| + |Q_1Z| + |ZQ_2|$.*

Proof. (See Figure 6c). Let the exit be at point N on segment Q_2S_2 and the interception point be Q on side BA . We know that $\beta + \gamma = \frac{2\pi}{3}$, and for all points on segment CS_2 , the angle β is between $\frac{\pi}{3}$ and $\frac{2\pi}{3}$. Then we get $2\cos(\beta) + \cos(\gamma) = 2\cos(\beta) - \cos(\frac{\pi}{3} + \beta)$ which is strictly greater than one. Hence by Lemma 3.1, moving the exit point in the opposite direction of the movement of R_2 will result in higher evacuation time. Let Z be the point on segment Q_1A such that $|Q_1Z| + r = |Q_2Z|$. Then we can conclude that the interception point for N is in the segment Q_1Z and therefore the evacuation time is at most the time needed to reach Z plus $|ZQ_2|$, which is equal to $y + 0.5 + |BQ_1| + |Q_1J_1| + |J_1P_1| + |P_1Q_1| + |Q_1Z| + |ZQ_2|$. \square

As mentioned before, the evacuation time for an exit in segment S_2A is $t_{S_1} + r$, which is less than the evacuation time for exit located in segment Q_2S_2 . Thus, combining the results of the previous lemmas we can now give a value for $E_{1\text{-Detour}}(2, r)$.

Theorem 3.2 *Let $t_1 = y + 0.5 + |BQ_1| + |Q_1C|$ and $t_2 = y + 0.5 + |BQ_1| + |Q_1J_1| + |J_1P_1| + |P_1Q_1| + |Q_1Z| + |ZQ_2|$, where point Z is the point that if the exit is located right after Q_2 , agent R_1 will be r -intercepted at or before Z . Then $E_{1\text{-Detour}}(2, r) = \max\{t_1, t_2\}$.*

Observe that by increasing the size of segment BQ_1 , time t_1 increases, and on the other hand, decreasing length of BQ_1 , increases t_2 . Best value for $|BQ_1|$ is obtained when $t_1 = t_2$. Clearly, there is exactly one value of Q_1 which equates t_1 and t_2 . However, because of the complexity of the equations, we do not have an explicit solution for Q_1 as a function of r . We computed results for different values of r which are shown in Table 2. As shown there, the 1-Detour algorithm with one detour has a lower evacuation time than the No-Detour algorithm for $0 < r < 0.7$.

3.2.2 No detour for $r \geq 0.7375$:

As can be seen from Table 2, the improvement provided by using a detour in the evacuation algorithm diminishes when r increases, and it does not give any improvement for $r = 0.7375$. We formalize this in the lemma below:

Lemma 3.9 *No detour should be used for $r > 0.7374048$.*

Proof. Values r and $|Q_1J_1|$ are inversely related. Increasing r will decrease the value of $|Q_1J_1|$ up to a point when $|Q_1J_1|$ is equal to zero. At this point we would have $r = \sqrt{|BQ_1|^2 + 1} - |BQ_1|$. By substituting this value in $f(r, |BQ_1|) = g(r, |BQ_1|)$ and

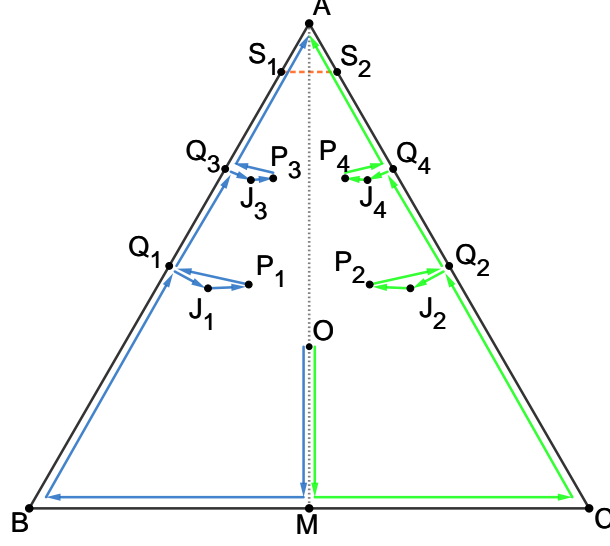


Figure 7: 2-Detour algorithm

solving that equation we get the values of 0.1843512042 and 0.7374048168 for $|BQ_1|$ and r respectively. If we increase r , we get negative value for $|Q_1J_1|$ which is invalid. \square

3.2.3 The 2-Detour Algorithm:

It is shown in [9], that for $r = 0$, i.e., the face-to-face communication, the evacuation time can be improved by using more than one detour. We now show that for *smaller* values of r , a further improvement in evacuation time can be similarly achieved by making more detours. Consider the situation in the execution of the 1-Detour algorithm when R_1 and R_2 reach vertices B and C respectively, assuming no agent have found the exit so far. The remaining search problem will be a triangle with two unexplored sides of length 1, call this problem \mathcal{P}_1 .

Now consider the time when the two agents finish their detour and get back to points Q_1 and Q_2 with no exit found. Call the remaining search problem \mathcal{P}_2 . It is obvious that \mathcal{P}_2 is a scaled down version of \mathcal{P}_1 , however with proportionally larger r .

Thus, if r is not too large yet for problem \mathcal{P}_2 , another detour could be done in the upper part of the triangle. The trajectory of two agents with two detours shown in Figure 7 is specified in Trajectories 3.

Trajectories 3. 2-Detour

$$R_1 : < O, M, B, Q_1, J_1, P_1, Q_1, Q_3, J_3, P_3, Q_3, A >$$

$$R_2 : < O, M, C, Q_2, J_2, P_2, Q_2, Q_4, J_4, P_4, Q_4, A >$$

Algorithm 1 with respect to Trajectory 3 is called 2-Detour algorithm. In the case of two detours, similarly as in the case of one detour, it can be shown that there exists three critical points, namely C , and the points right after Q_2 and Q_4 . The evacuation times for these points will be as follows:

$$1. t_1 = y + |MB| + |BQ_1| + |Q_1C|$$

2. $t_2 = y + |MB| + |BQ_1| + |Q_1J_1| + |J_1P_1| + |P_1Q_1| + |Q_1Q_3| + |Q_3Q_2|$
3. $t_3 = y + |MB| + |BQ_1| + |Q_1J_1| + |J_1P_1| + |P_1Q_1| + |Q_1Q_3| + |Q_3J_3| + |J_3P_3| + |P_3Q_3| + |Q_3V| + |VQ_4|$

where V is a point on segment Q_3S_1 , such that $|Q_3V| = |VQ_4| - r$.

By equating these three values we obtain an optimized two detour evacuation algorithm. It has been shown in [9] that for the face-to-face communication detours can be recursively added to improve the evacuation time, though the improvement obtained by successive detours decreases rapidly. In contrast, we showed above that for $r > 0.7374$, not even one detour improves the evacuation time. Similarly it can be shown that a second detour is not helpful for $r > 0.472504$.

Remark 3.1 *The size of the triangular detour(s) used above could be made slightly shorter by moving P_i closer to J_i , which would improve the evacuation time slightly.*

3.3 Lower Bound for Evacuating 2 Agents

In this section we prove a lower bound for evacuation by two agents. The proof is essentially the same as the proof of the lower bound in [9] for the case $r = 0$, but needs to take into account the ability of agents to communicate at distance r . We give the proof here for completeness. First we need to generalize the Meeting Lemma used in [9]. We say two points have opposite positions if one point is a vertex of T and the other point is located on the opposite edge of that vertex.

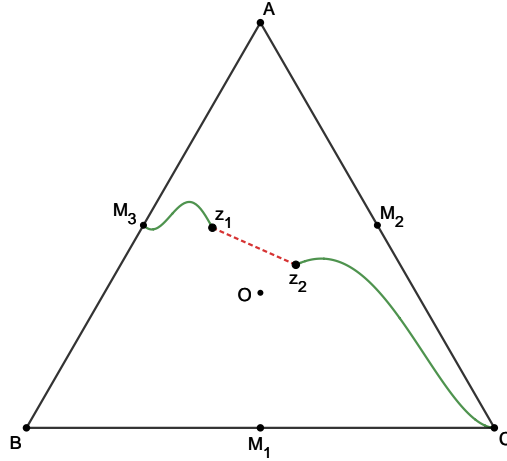


Figure 8: Modified Meeting Lemma

Lemma 3.10 (Generalized Meeting Lemma) *Assume that $p_1, p_2 \in T$ and they have opposite positions, e.g. points M_3 and C in Figure 8. For any algorithm in which one of the agents visits p_1 at time $t' \geq 0.5 + y$ and the other visits p_2 at time t such that $t' < t < 0.5 + 4y - r$, the two agents cannot communicate any information between time t' and t .*

Proof. Suppose the two agents exchange information between time t' and t . They have to get close to each other, in order to communicate.

Then there exists a time t_z with $t' \leq t_z \leq t$ such that R_1 is at point z_1 and R_2 is at z_2 at time t_z , and $|z_1 z_2| \leq r$. Since p_1 and p_2 have opposite positions, $|p_1 p_2| \geq 3y$. Therefore $|p_1 z_1| + |z_1 z_2| + |z_2 p_2| \geq 3y$. On the other hand, we know that $t_z - t' \geq |p_1 z_1|$ and $t - t_z \geq |p_2 z_2|$. Combining these facts together, we obtain:

$$h \leq |p_1 z_1| + |z_1 z_2| + |z_2 p_2| \leq t_z - t' + |z_1 z_2| + t - t_z = t - t' + r$$

$$t - t' + r < 0.5 + h + y - r - t' + r \leq 0.5 + h + y - 0.5 - y = h$$

which is a contradiction. \square

Using a similar arguments used in [9] we now establish the lower bound for the case $r \geq 0$ for two agents.

Theorem 3.3 *Two agents are at a centroid of an equilateral triangle with sides 1. the evacuation time for two agents of transmission range r positioned at the centroid of a triangle with sides one is at least $\max\{1.5 + y, 1 + 4y - r\}$.*

Proof. For the purpose of contradiction assume there exists algorithm \mathcal{A} such that $E_{\mathcal{A}}(2, r) < 1 + 4y - r$. Let us focus on the set of points $S = \{A, B, C, M_1, M_2, M_3\}$. We give an Adversary Argument. There exists some input I in which the exit is the last of the point in S visited by an agent. Suppose time t is the time that the fifth point from the set S is visited and v_1 through v_6 be the order that points are visited. Wlog we assume that v_5 is visited by R_1 . Since at time t , the fifth vertex is visited, then 3 points must have been visited by one of the agents and $t \geq y + 1$. On the other hand since the algorithm should satisfy $E_{\mathcal{A}}(2, r) < 1 + 4y - r$, then $t < 0.5 + 4y - r \leq 0.5 + 4y$ since R_1 needs extra time 0.5 to get to the sixth vertex.

We now examine the following exhaustive cases based on whether v_5 is a midpoint or a vertex.

Case 1. Point v_5 is a vertex of T : Wlog assume that v_5 is C . If v_6 is one of A, M_3 or B , then it takes at least h for R_1 to evacuate the triangle and $E^*(2, r) \geq t + h \geq 1 + 4y$ which is a contradiction. We conclude that the v_6 should be either M_1 or M_2 . Note that R_1 can have visited at most one of A, M_3 and B by time t , hence R_2 should have visited at least two points of A, M_3 and B . Assume v is the second vertex of the set of A, M_3 and B visited by R_2 at time t' . Clearly $t' \geq 0.5 + y$. By the Generalized Meeting Lemma the two agents cannot communicate between t' and t on input I .

Now consider input I' in which the exit is located at v . On this input R_1 and R_2 behave identical to input I until time t' . After this time R_2 may try to r -intercept R_1 but by Modified Meeting Lemma we know that the r -interception does not occur before time t . Hence R_1 has to travel at least h to get to the exit which indicates that evacuation time will be at least $1 + y + h = 1 + 4y$ on input I' , a contradiction.

Case 2. v_5 is a midpoint of a side of T , and v_6 is another midpoint: Wlog we assume that v_5 is M_2 and v_6 is M_3 . If R_1 visits two vertices before arriving at M_2 then $E^*(2, r) \geq 2y + 1.5$ which is a contradiction. We conclude that R_2 must have visited 2 vertices before t . It is obvious that R_2 cannot visit the second of these two vertices sooner than time $2y + 1$. If the second vertex is B then the adversary places the exit at M_2 and if the second vertex is C , it will place the exit at M_3 . In both cases

$E^*(2, r) \geq 2y + 1 + 3y > 1 + 4y$ which is a contradiction. We conclude that the second vertex visited by R_2 must be A .

Observe that if M_1 is visited by R_2 , then $E^*(2, r) \geq y + 2 > 1 + 4y$. Therefore R_1 should visit M_1 as well as either B or C before arriving at M_2 . Let P be the second point from set S visited by R_1 at time t_1 . Clearly $t_1 \geq y + 0.5$. On the other hand, R_2 must visit A before time $0.5 + 4y - r$. Let this time be t_2 . Clearly $t_1 < t_2$, since if not, the time R_1 gets to M_2 will be at least $t_2 + 0.5 \geq 2y + 1.5$ which is a contradiction. By the modified meeting lemma, R_1 and R_2 cannot exchange information between t_1 and t_2 . Now consider input I' in which the exit is located at P . Agent R_2 has the same behaviour until it reaches point A at time $t_2 \geq 2y + 1$ and has to travel at least $3y$ to get to the exit. Hence $E^*(2, r) \geq 2y + 1 + 3y > 1 + 4y$. A contradiction.

Case 3. v_5 is a midpoint of a side of T , and v_6 is a vertex: Wlog assume v_5 is M_2 , if v_6 is B then $E^*(2, r) \geq 4y + 1$ which is a contradiction. We conclude that v_6 is either A or C . Wlog we assume v_6 is A . If a single agent visits both B and C , it takes time at least $2y + 2$ to get to A , hence B and C should be visited by different agents. Now we consider 2 cases: R_1 visits C and R_2 visits B ; and R_1 visits B and R_2 visits C .

Suppose R_1 visits C . First observe that R_1 cannot also visit M_3 before reaching point M_2 as doing so will result in $E^*(2, r) \geq 4y + 1$ which is a contradiction. Therefore M_3 should be visited by R_2 . If M_1 is visited by R_2 , Lemma 3.11 assures that $E^*(2, r) \geq 4y + 1$ and if M_1 is visited by R_1 , then Lemma 3.12 assures the same thing.

Now suppose R_1 visits B before reaching point M_2 and R_2 visits C . It is obvious that R_1 cannot visit both M_3 and M_1 as by doing so, it will take at least $y + 1.5 > 4y + 0.5$ to reach M_2 . Lemma 3.13 now assures that $E^*(2, r) \geq 4y + 1 - r$.

□

For Lemmas 3.11 through 3.13, we assume that $v_5 = M_2$ and $v_6 = A$, and R_1 visits M_2 at time $1 + y \leq t_{M_2} < 4y + 0.5 - r$. We use the following observation from [9].

Observation 1 [9] *Let p be a point on the boundary. If at time $1 + 4y - |Ap|$, both A and p are unvisited, then $E^*(2, r) \geq 1 + 4y$*

Lemma 3.11 *If R_2 visits B , M_3 and M_1 , and R_1 visits C and M_2 , then $E_A(2, r) \geq 1 + 4y - r$.*

Proof. Identical to the proof of Lemma 5 in [9]. □

Lemma 3.12 *If R_2 visits B , M_3 , and R_1 visits C , M_1 and M_2 , then $E_A(2, r) \geq 1 + 4y - r$.*

Proof. Recall that $t_{M_2} \geq 1 + y$. If R_1 and R_2 don't meet between t_B and t_{M_2} then by placing the exit at B , it will take at least $1 + 4y$ for R_1 to get to the exit. So we conclude that they should communicate with each other between t_B and t_{M_2} . If R_2 visits M_3 before B , then $t_B \geq 0.5 + y$ and since $t_{M_2} < 0.5 + 4y - r$, by the Generalized Meeting Lemma they could not exchange any information between t_B and t_{M_2} . Therefore R_2 must visit B before M_3 .

Now if R_1 visits C before M_1 , using a similar argument as in Lemma 3.11, it can be verified that an unvisited point P exists on segment CM_2 at time $1 + 4y - |AP|$. It follows from the Observation 1 that $E_A(2, r) \geq 1 + 4y$. Hence M_1 should be visited before C .

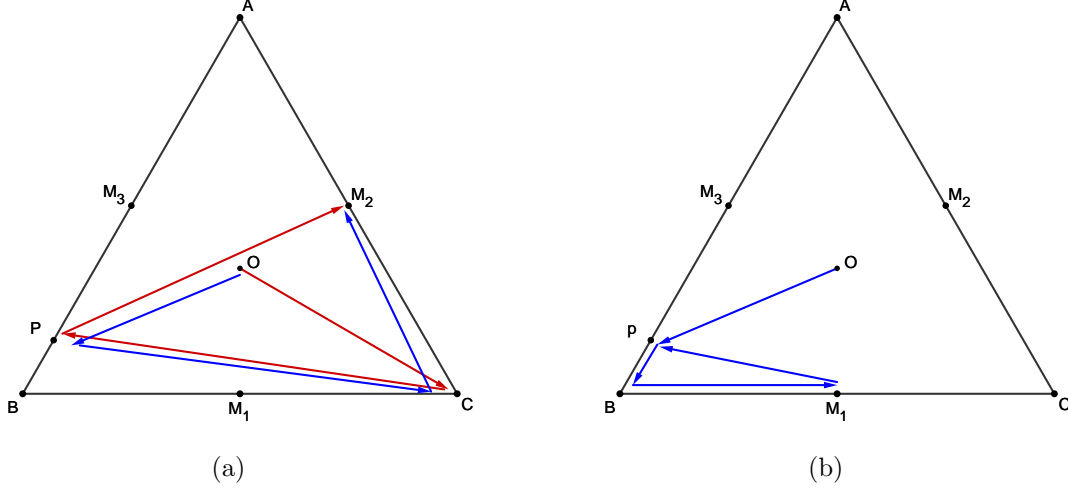


Figure 9: Illustration of (a) possible trajectories of R_1 and (b) trajectory of R_2 in support of Lemma 3.11

Observe that $t_C \geq 0.5 + y$ and $t_{M_3} < 0.5 + 4y - r$, so by the Generalized Meeting Lemma R_1 and R_2 cannot exchange information between time t_C and t_{M_3} . We conclude that they should exchange information after t_C and after t_{M_3} . At this point, the whole segment BM_1 must be visited; because if not, before time $t_{M_3} + 3y/2$ there exist an unvisited point on BM_1 segment with distance at least $3y$ from A and by Observation 1, $E_A(2, r) \geq t_{M_3} + 9y/2 \geq 0.5 + 13y/2$. Thus there must be a point P on segment BM_1 such that BP is explored by R_2 and CP is explored by R_1 . Thus $t_B \geq |OP| + |BP|$ and $t_C \geq |OP| + (1 - |BP|)$. Suppose the exit is located at C , if the agents don't communicate before R_2 reaches A , then clearly $E_A(2, r) \geq 1 + 4y$. So they have to exchange information before R_2 reaches A . Let Q be the last point visited by R_2 on segment AB , before either it gets r -intercepted by R_1 or moves inside T in order to get closer to the other agent. Let the interception points be N_1 and N_2 , see Figure 10, and let $a = |QN_2|$ and $b = |N_1C|$. Clearly points Q and N_2 will merge and $a = 0$, if R_2 is r -intercepted on segment AB .

Note that R_1 reaches point N_1 at the same time that R_2 reaches point N_2 and they are r -apart. Observe that:

For R_2 to get to the exit at C in time, it must be that $t_{N_2} + r + b < 1 + 4y - r$ and since $t_{N_1} \geq t_C + b$, we obtain:

$$b < \frac{1 + 4y - 2r - t_C}{2} \leq \frac{1 + 4y - 2r - |OP| - 1 + |BP|}{2} \quad (1)$$

Now let Q' be a point infinitesimally close to Q on segment QA and visited at time $t_{Q'}$. Then by Observation 1, we have $t_{Q'} < 1 + 4y - r - |AQ'|$. Also we have $t_{Q'} \geq t_{N_2} + a \geq t_B + |BQ'| + 2a$, which implies that

$$a < \frac{1 + 4y - r - |AQ'| - |BQ'| - t_B}{2} \leq \frac{1 + 4y - r - 1 - (|OP| + |BP|)}{2} \quad (2)$$

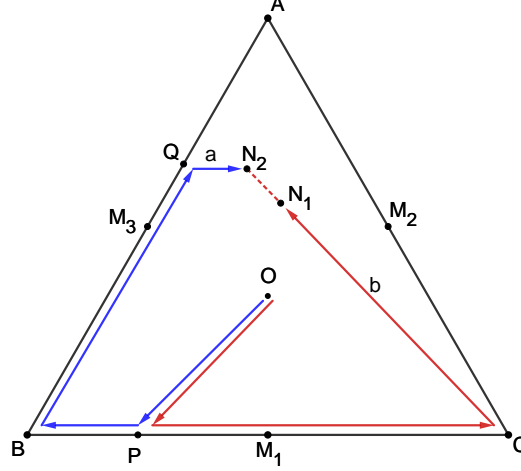


Figure 10: Trajectories when R_2 visits B before M_3 and R_1 visits M_1 before C

r	Ev. Time of No-Detour	Ev. Time of 1-Detour	Ev. Time of 2-Detour	Lower bound Th. 3.3
0.10	2.25424	2.27422	2.53867	2.0547
0.20	2.18584	2.19427	2.36010	2.0447
0.30	2.12325	2.12651	2.22617	2.0347
0.40	2.06506	2.06593	2.12200	N/A
0.50	N/A	2.01050	2.03867	N/A
0.60	N/A	1.95926	1.97049	N/A
0.70	N/A	1.91169	1.91367	N/A

Table 2: Evacuation times of 2 Agents using algorithms with two, one or no detours.

Note that $a + b + r \geq 3y$, yet from inequalities 1 and 2 we get:

$$a + b + r < 4y - |OP| - r/2 \leq 3y$$

which is a contradiction. We conclude that these r -interception points do not exist and if the exit is located at C , agent R_2 cannot get to the exit point in time.

□

Lemma 3.13 *If R_2 visits C and at least one of points M_1 or M_3 , and R_1 visits B and at most one of points M_1 or M_3 , then $E_A(2, r) \geq 1 + 4y - r$.*

Proof. Identical to the proof of Lemma 7 in [9].

□

The following graph and Table 2 illustrates the evacuation time of two agents for different values for r and different algorithms.

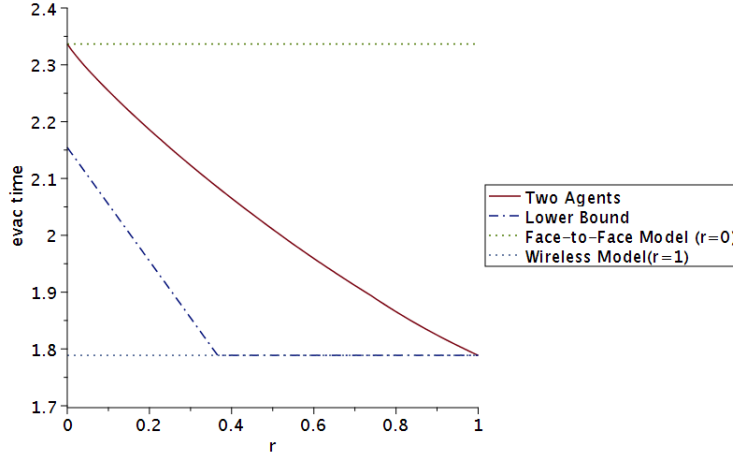


Figure 11: Comparison of evacuation time of 2 agents with transmission range of $r = 0$, $r < 1$ and $r = 1$

4 Evacuation of Three or Four Agents

Algorithms for the evacuation of three agents from the centroid have been previously proposed for both $r = 0$ in [9], and $r = 1$ in [14]. These two algorithms use very different trajectories. Our X3C and X1C strategies described in Section 4.1 and 4.2 can be considered generalizations of the algorithm for 3 agents for the $r = 0$ case in [9] and the $r = 1$ case in [14] respectively. However, the best partitioning of the perimeter into segments is non-trivial to find, and requires significant experimentation. Additionally, the positions where the agents should connect after their initial exploration is also not obvious for arbitrary r , while it should clearly be the centroid for the $r = 0$ case and no meeting is required for the $r = 1$ case.

We describe the X3C algorithm for 3 agents for the case $r > 0$ in Section 4.1 and the X1C algorithm for three agents in Section 4.2. Finally in Section 4.3, we briefly describe the algorithm for 4 agents. An important consideration in the design of algorithms for three agents is the fact that we can use one of them as a *relay* which can extend the range at which an agent can send a message with the location of the exit. Both algorithms that are proposed in the following subsections follow the generic Algorithm 2, but they differ in the trajectories assigned to each agent.

4.1 Explore 3 sides before Connecting (X3C)

The *Explore 3 sides before Connecting (X3C)* Trajectories of the three agents are defined in Trajectories 4 and shown in Figure 12a. We partition the perimeter of T into 4 segments. Three of the segments are assigned to individual agents for exploration. After the exploration of these segments are finished, they move inside T to *distributed meeting points* J_1 , J_2 and J_3 . These points have the following properties:

- They are at distance r from each other.
- Their distances to point O are equal.

Algorithm 2 Evacuation Algorithm for Three and Four Agents.

function EXPLORATION

 found \leftarrow false

 while not<found> and not<msg.recd> **do**
 move along the predetermined trajectory

ACTION

function ACTION

 if found **then**

 $P \leftarrow$ current location

 while the other two agents are not in effective communication range **do**
 continue moving on the trajectory

 broadcast $\langle P \rangle$

 go to P and exit

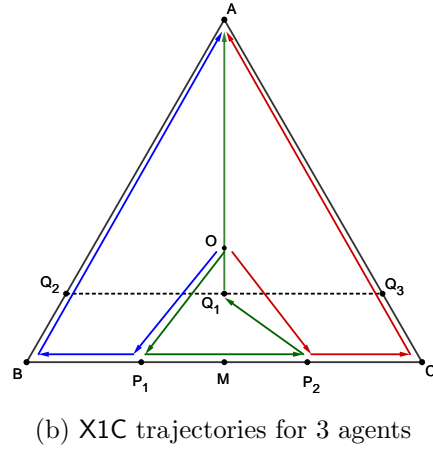
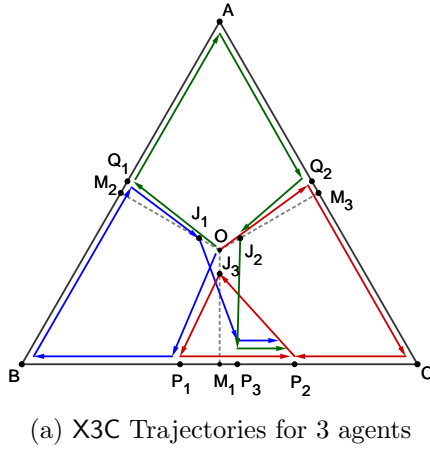


Figure 12

- Points J_1 , J_2 and J_3 are located on line segments OM_2 , OM_3 and OM_1 respectively.

After the information is exchanged at the distributed meeting points, if the exit is not found, they all move toward the fourth segment.

Trajectories 4. Three agents:

 $R_1 :< O, P_1, B, Q_1, J_1, P_3 \text{ and wait for } R_3, P_2 >$
 $R_2 :< O, Q_1, A, Q_2, J_2, P_3 \text{ and wait for } R_3, P_2 >$
 $R_3 :< O, Q_2, C, P_2, J_3, P_1, P_2 >$

From the above it follows that $|J - 1C| = |J_2B| = |J_3A|$. At this point, due to the difference between the distance of each agent to point P_1 , they don't move together. Only R_3 moves toward point P_1 and both R_1 and R_2 move toward P_3 , the midpoint of segment P_1P_2 and wait there for R_3 . If R_3 has found the exit, they move back toward point P_1 and if not, they move toward point P_2 together. It is obvious that R_1 and R_2 moving to P_3 does not have any negative effect on the worst case evacuation time, since if the exit is close to point P_1 ,

agent R_3 from P_1 has to travel $\frac{|P_1P_2|}{2}$ to inform the other two agents and it takes another $\frac{|P_1P_2|}{2}$ for them to get to the exit, and if the exit is located near P_2 , it again takes $|P_1P_2|$ for R_3 to get to the exit from P_1 .

We design the trajectories so that agents arrive at the distributed meeting points at the same time. Therefore we have:

1. $t_1 = |OP_1| + |P_1B| + |BQ_1| + |Q_1J_1|$
2. $t_2 = |OQ_1| + |Q_1A| + |AQ_2| + |Q_2J_2|$
3. $t_3 = |OQ_2| + |Q_2C| + |CP_2| + |P_2J_3|$

On the other hand, at the end of the first phase when information is exchanged, there will be two critical points: (1) for R_2 to reach point B , and (2) for R_3 to finish the unexplored part of the triangle. Putting the constraints together, we obtain the following equations:

1. $t_1 = t_2 = t_3$ and
2. $|J_2B| = |J_3P_1| + |P_1P_2|$

Solving these equations with Maple software, we achieve the results. Notice that if $r = 0$, algorithm X3C converges to Equal Travel Early Meeting algorithm in [9] and our result for $r = 0$ is identical to their results. This algorithm has the lowest evacuation time for $r = 0.1761$, and from then on the total evacuation time starts to increase.

4.2 Explore 1 Side before Connecting (X1C)

As r increases, the evacuation time in the X3C algorithm starts to get larger. The X1C strategy yields a lower evacuation time than X3C for larger values of r . The trajectories of agents are illustrated in Figure 12b and defined in Trajectories 5.

Trajectories 5. Three agents:

R_1 follows the trajectory: $\langle O, P_1, B, A \rangle$,

R_2 follows the trajectory: $\langle O, P_1, P_2, Q_1, A \rangle$,

R_3 follows the trajectory: $\langle O, P_2, C, A \rangle$,

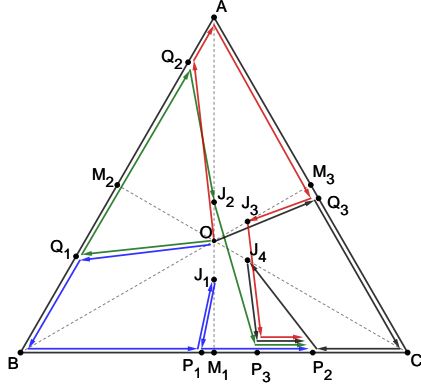
where P_1 and P_2 are located at the same distance from M .

The locations of points Q_2 , Q_1 and Q_3 are selected so that agents R_1 , R_2 and R_3 reach them at the same time, say t , and after that, they will be in effective communication range with each other.

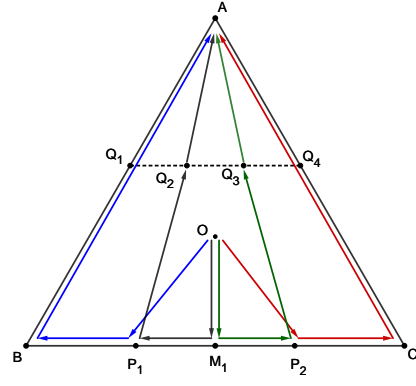
The location of point Q_1 depends on the value of r :

Case 1: ($0 \leq r < 0.5$) Point Q_1 is the midpoint of segment Q_2Q_3 , where Q_2 and Q_3 are chosen so that $|AQ_2| = |AQ_3| = 2r$. Since at time t agents R_1 and R_2 should be at points Q_2 and Q_1 respectively, we have $|OP_1| + |P_1B| + |BQ_2| = |OP_1| + |P_1P_2| + |P_2Q_1|$. Using $|P_2Q_1| = \sqrt{|Q_1M|^2 + (|P_1P_2|/2)^2}$ and $|Q_1M| = 3y - |AQ_1|$, we get $(1 - |P_1P_2|)/2 + (1 - 2r) = |P_1P_2| + \sqrt{(3y - \sqrt{3r^2 - 4r + 1})^2 + (|P_1P_2|/2)^2}$ from which $|P_1P_2|$ can be obtained as a function of r . Evacuation time for this case is $|OP_1| + |P_1B| + |BQ_2| + |Q_2C|$.

Case 2: ($0.5 \leq r < 2/3$) Point Q_1 is positioned on segment MP_2 such that $|BP_1| = |P_1P_2| + |P_2Q_1|$ and $|BQ_1| = r$. By solving these two equations we get $P_1P_2 = r/2$. The evacuation time



(a) Illustration of X3C algorithm for 4 agents



(b) Illustration of X1C algorithm for 4 agents

Figure 13

is $|OP_1| + |P_1B| + |BC| = \sqrt{y^2 + (r/4)^2} + (1/2 - r/4) + 1$.

Case 3: ($r \geq 2/3$) Point Q_1 is at distance $2/3$ from B . Then we have $|P_1P_2| = 1/3$ and the evacuation time is $|OP_1| + |P_1B| + |BC| = \sqrt{y^2 + (1/6)^2} + 1/3 + 1$.

As seen from Table 3a, algorithm X1C has better evacuation time than X3C for $r > 0.22589$, and for $r \geq 0.7$ it achieves the same evacuation time as the algorithm in [14] that uses $r = 1$.

4.3 Evacuation of Four Agents

X3C and X1C can be generalized for 4 agents, with the difference that the communication range for small value of r can now be extended to $2r$ in X3C algorithm employing two agents as relays.

r	X3C	X1C
0	2.08872	2.64971
0.1	2.07849	2.37052
0.2	2.07642	2.13056
0.22589	2.07714	2.07572
0.25	2.07828	2.02747
0.3	2.08210	1.93620
0.4	2.09689	1.78880
0.5	2.13037	1.68958
0.6	N/A	1.67532
≥ 0.7	N/A	1.666667

(a)

r	X3C	X1C
0.0	1.98157	2.59944
0.1	1.96199	2.19408
0.11619	1.95993	2.13688
0.1721	1.95993	1.95993
0.2	1.95993	1.88392
0.3	N/A	1.67649
0.4	N/A	1.62573
0.5	N/A	1.61912
0.6	N/A	1.61302
0.7	N/A	1.61050
1.0	N/A	1.61050

(b)

Table 3: A comparison of evacuation times of Algorithms X3C and X1C for (a) three agents and (b) four agents.

4.4 X3C Trajectories for 4 agents

We describe the X3C algorithm for 4 agents here, see Figure 13a. The triangle is divided into 5 segments, each agent is responsible for exploring one of these segments and after the exploration of these 4 segments is finished, all the agents will move to the inside of the triangle in order to exchange information. In the case that the exit is not found, the agent closest to the fifth segment, in our case R_1 , will start exploring that segment and the other 3 agents will move to the midpoint of fifth segment and will wait for the other agent. The trajectories of all 4 agents are shown in Figure 13a.

Trajectories 6. Four agents

- R_1 follows the trajectory: $\langle O, Q_1, B, P_1, J_1, P_1, P_2 \rangle$
- R_2 follows the trajectory: $\langle O, Q_1, Q_2, J_2, P_3, \text{wait for } R_1, P_2 \rangle$
- R_3 follows the trajectory: $\langle O, Q_2, A, Q_3, J_3, P_3, \text{wait for } R_1, P_2 \rangle$
- R_4 follows the trajectory: $\langle O, Q_3, C, P_2, J_4, P_3, \text{wait for } R_1, P_2 \rangle$

Same as Algorithm X3C the length of trajectories traversed by each agent up to the the point where they reach the distributed meeting points, i.e. points J_{1-4} , are equal. Also points P_1 and P_2 are chosen in a way to satisfy the equation $|J_1P_1| + |P_1P_2| = |J_1C|$.

In this algorithm it is very critical for R_2 to reach point P_3 before R_1 does, as R_2 is the farthest agent to P_3 . And this is true for small values of r , but as r gets larger than 0.11619, $|J_2P_3|$ gets larger than $|J_1P_1| + |P_1P_3|$ and hence, the evacuation time of the algorithm starts to increase at this point.

4.5 X1C trajectories for 4 agents

The difference with the X1C algorithm for 3 agents us that the trajectories of agents are symmetric with regards to line AO , see Figure 13b. At first agents travel to different points on edge BC and start exploring that edge. After the exploration of edge BC is finished, two of the agents continue exploring the other two edges while the two remaining agents will move inside the triangle in order to maintain a communication link between two agents moving alongside the edges. The trajectories of agents are illustrated in Figure 13b.

Trajectories 7. Four agents

- R_1 follows the trajectory: $\langle O, P_1, B, A \rangle$
- R_2 follows the trajectory: $\langle O, M_1, P_1, Q_2, A \rangle$
- R_3 follows the trajectory: $\langle O, M_1, P_2, Q_3, A \rangle$
- R_4 follows the trajectory: $\langle O, P_2, C, A \rangle$

Note that if r is small and the exit is located at vertex C , the agents have to travel a long way to the top of T so that they could communicate and then they have to travel all the way down to the exit point. Hence this algorithm is not efficient for small values of r .

Since the trajectories are symmetric, we only analyze the trajectories of R_1 and R_2 and assume the exit is located at vertex C . Based on the value of r we have the following cases for the position of points Q_1 and Q_2 :

Case1, $r < 1/3$: Point Q_1 is at distance $3r$ from A on edge AB . Point Q_2 is r -apart from point Q_1 on segment Q_1Q_4 . Point P_1 is chosen in a way to satisfy the following equation:

$$|OM_1| + |M_1P_1| + |P_1Q_2| = |OP_1| + |P_1B| + |BQ_1|$$

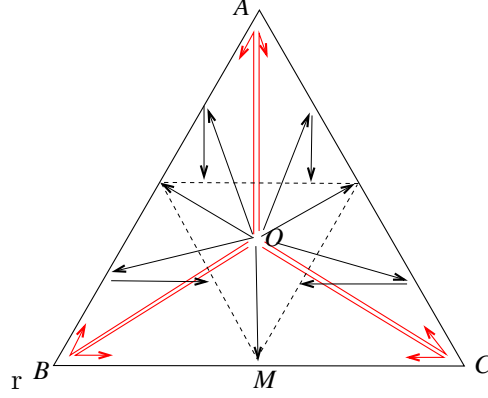


Figure 14: Trajectories of k agents for $k = 12$, where 6 agents (red) are exploring, and the remaining agents form a relay network.

Case2, $1/3 \leq r < 0.6436493404$: In this case, since $|P_1P_2| > r$, when R_2 and R_3 reach points P_1 and P_2 , they have to move toward each other to be in communication range. Points Q_2 and Q_3 are placed on the edge BC , and points P_1 and Q_2 are obtained from solving the following two equations:

- $y + |M_1P_1| + |P_1Q_2| = |OP_1| + |P_1B|$ and
- $|M_1P_1| - |P_1Q_1| = r/2$

The evacuation time is $|OP_1| + |P_1B| + 1$.

Case3, $r \geq 0.6436493404$: With large enough r , this problem converges to the wireless problem proposed in [15]. Points P_1 and P_2 are chosen in a way so that all the 4 agents finish exploring side BC at the same time, i.e. $y + |M_1P_1| = |OP_1| + |P_1B|$. When the edge BC is explored all the agents move toward vertex A . At all time of the execution of the algorithm, all the agents are in effective communication range. The evacuation time will be $y + |M_1P_1| + 1 \approx 1.610499805$.

Note that when R_2 and R_3 move toward vertex A , they move with speed less than 1 in a way that they always be on the line going through R_1 and R_4 . The comparison of evacuation times of X3C and X1C for 4 agents are shown in Table 3b

See Table 3b for evacuation times of X3C and X1C for four agents.

5 Evacuation of $k > 4$ agents

It is shown in [14] that $1 + 2y \approx 1.5773$ is a lower bound on the evacuation time of k wireless agents (i.e., $r = 1$) from the centroid of the triangle, for any number k of agents. It follows that this is also a lower bound for any $0 \leq r \leq 1$. It is shown in [14] that this lower bound time can be achieved with 6 agents with $r = 1$. We show below that for any $0 < r < 1$, evacuation can be done in time $1 + 2y$ using the CXP strategy, however, the minimum number of agents needed is inversely proportional to r .

First, we show that for $0 < r < 1$, the lower bound on the evacuation time of $1 + 2y$ cannot be achieved with a constant number of agents.

Theorem 5.1 *Given transmission range r , the number of agents needed to achieve the optimal evacuation time $1 + 2y$ is at least $1/r + 1$.*

Proof. Let t be the time the first agent, say R_1 , reaches a vertex, say A . Clearly, $t \geq 2y$. Since the adversary can place the exit at either B or C , for the evacuation time to be exactly $1 + 2y$, it must be that $t = 2y$, and furthermore, another agent must have reached either B or C or both, and must be able to instantly communicate the presence of the exit to R_1 . For this communication to happen, an additional $1/r - 1$ agents are needed, for a total of $1/r + 1$ agents. \square

Next we show that for any $0 < r < 1$, the CXP strategy can achieve this lower bound with a sufficient number of agents.

Theorem 5.2 *For any $0 < r < 1$, the evacuation of $k = 6 + 2\lceil(\frac{1}{r} - 1)\rceil$ agents of transmission range r from the centroid of an equilateral triangle can be done in time $1 + 2y \approx 1.5773$, which is optimal.*

Proof. Let $i = \lceil\frac{1}{r} - 1\rceil$. The trajectories of the agents are as shown in Figure 14. Each vertex is reached by two agents and they explore the perimeter of the triangle from that vertex until the mid-point on each edge. Notice that the exploration terminates at time $2y + 0.5$, and if an agent finds the exit at time $2y + t$, other exploration agents are at distance at most $1 - t$ from it.

Furthermore, $2i$ agents go to edges AB and AC into equidistant positions to form a relay network for the 6 agents doing the exploration. When an exploring agent reaches a relay agent, the relay agent starts to move to its final position on the interior dashed triangle. In this way the relay agents can perform the relay function for the exploring agents, and are also able to reach the exit when it is found within the bound $1 + 2y$. \square

References

- [1] N. Agmon and D. Peleg. Fault-tolerant gathering algorithms for autonomous mobile robots. *SIAM Journal on Computing*, 36(1):56–82, 2006.
- [2] R. Baeza Yates, J. Culberson, and G. Rawlins. Searching in the plane. *Information and Computation*, 106(2):234–252, 1993.
- [3] A. Beck. On the linear search problem. *Israel Journal of Mathematics*, 2(4):221–228, 1964.
- [4] A. Beck and D. Newman. Yet more on the linear search problem. *Israel J. of Mathematics*, 8(4):419–429, 1970.
- [5] A. Bonato and R. Nowakowski. *The Game of Cops and Robbers on Graphs*. American Mathematical Society, 2011.
- [6] S. Brandt, F. Laufenberg, Y. Lv, D. Stolz, and R. Wattenhofer. Collaboration without communication: Evacuating two robots from a disk. In *Proceedings of CIAC 2017, LNCS*, volume 10236, pages 104–115, 2017.

- [7] S. Brandt, J. Uitto, and R. Wattenhofer. A Tight Bound for Semi-Synchronous Collaborative Grid Exploration. In *32nd International Symposium on Distributed Computing (DISC)*, 2018.
- [8] M. Chrobak, L. Gasieniec, Gorry T., and R. Martin. Group search on the line. In *SOFSEM 2015*. Springer, 2015.
- [9] H. Chuangpishit, S. Mehrabi, L. Narayanan, and J. Opatrny. Evacuating an equilateral triangle in the face-to-face model. In *Proceedings of OPODIS 2017*, pages 11:1–11:16, 2017.
- [10] J. Czyzowicz, S. Dobrev, K. Georgiou, E. Kranakis, and F. MacQuarrie. Evacuating two robots from multiple unknown exits in a circle. *Theor. Comput. Sci.*, 709:20–30, 2018.
- [11] J. Czyzowicz, L. Gasieniec, T. Gorry, E. Kranakis, R. Martin, and D. Pajak. Evacuating robots from an unknown exit located on the perimeter of a disc. In *Proceedings DISC, Austin, Texas*, pages 122–136. Springer, 2014.
- [12] J. Czyzowicz, K. Georgiou, E. Kranakis, L. Narayanan, J. Opatrny, and B. Vogtenhuber. Evacuating robots from a disc using face to face communication. In *Proceedings of CIAC 2015, LNCS*, volume 9079, pages 140–152, 2015.
- [13] J. Czyzowicz, E. Kranakis, D. Krizanc, L. Narayanan, and Opatrny J. Search on a line with faulty robots. In *proceedings of PODC*, pages 405–413. ACM, 2016.
- [14] J. Czyzowicz, E. Kranakis, D. Krizanc, L. Narayanan, J. Opatrny, and S. Shende. Wireless autonomous robot evacuation from equilateral triangles and squares, extended version, in preparation. pages 181–194.
- [15] J. Czyzowicz, E. Kranakis, K. Krizanc, L. Narayanan, J. Opatrny, and S. Shende. Wireless autonomous robot evacuation from equilateral triangles and squares. In *ADHOCNOW*. Springer, 2015.
- [16] E. D. Demaine, S. P. Fekete, and S. Gal. Online searching with turn cost. *Theoretical Computer Science*, 361(2):342–355, 2006.
- [17] Y. Dieudonné, A. Pelc, and D. Peleg. Gathering despite mischief. *ACM Transactions on Algorithms (TALG)*, 11(1):1, 2014.
- [18] Y. Emek, T. Langner, D. Stolz, J. Uitto, and R. Wattenhofer. How many ants does it take to find the food? *Theor. Comput. Sci.*, 608:255–267, 2015.
- [19] S. Fekete, C. Gray, and A. Kröller. Evacuation of rectilinear polygons. In *Combinatorial Optimization and Applications*, pages 21–30. Springer, 2010.
- [20] P. Flocchini, G. Prencipe, and N. Santoro. *Distributed computing by oblivious mobile robots (Synthesis Lectures on Distributed Computing Theory)*. Morgan & Claypool Publishers, 2016.
- [21] P. Flocchini, G. Prencipe, N. Santoro, and P. Widmayer. Arbitrary pattern formation by asynchronous, anonymous, oblivious robots. *Theoretical Computer Science*, 407(1–3):412–447, 2008.

- [22] P. Fraigniaud, D. Ilcinkas, G. Peer, A. Pelc, and D. Peleg. Graph Exploration by a Finite Automaton. *Theoretical Computer Science*, 345(2-3):331–344, 2005.
- [23] M.-Y. Kao, J. H. Reif, and S. R. Tate. Searching in an unknown environment: An optimal randomized algorithm for the cow-path problem. *Information and Computation*, 131(1):63–79, 1996.
- [24] E. Koutsoupias, C. Papadimitriou, and M. Yannakakis. Searching a fixed graph. In *ICALP 96*, pages 280–289. Springer, 1996.
- [25] D. Pattanayak, H. Ramesh, P.S. Mandal, and S. Schmid. Evacuating two robots from two unknown exits on the perimeter of a disk with wireless communication. In *Proceedings of ICDCN 2018*, pages 20:1–20:4, 2018.