

Graph Neural Networks with High-order Feature Interactions

Kaize Ding
Arizona State University
kaize.ding@asu.edu

Yichuan Li
Arizona State University
yichuan1@asu.edu

Jundong Li
University of Virginia
jl6qk@virginia.edu

Chenghao Liu
Singapore Management University
chliu@smu.edu.sg

Huan Liu
Arizona State University
huan.liu@asu.edu

ABSTRACT

Network representation learning, a fundamental research problem which aims at learning low-dimension node representations on graph-structured data, has been extensively studied in the research community. By generalizing the power of neural networks on graph-structured data, graph neural networks (GNNs) achieve superior capability in network representation learning. However, the node features of many real-world graphs could be high-dimensional and sparse, rendering the learned node representations from existing GNN architectures less expressive. The main reason lies in that those models directly makes use of the raw features of nodes as input for the message-passing and have limited power in capturing sophisticated interactions between features. In this paper, we propose a novel GNN framework for learning node representations that incorporate high-order feature interactions on feature-sparse graphs. Specifically, the proposed message aggregator and feature factorizer extract two channels of embeddings from the feature-sparse graph, characterizing the aggregated node features and high-order feature interactions, respectively. Furthermore, we develop an attentive fusion network to seamlessly combine the information from two different channels and learn the feature interaction-aware node representations. Extensive experiments on various datasets demonstrate the effectiveness of the proposed framework on a variety of graph learning tasks.

1 INTRODUCTION

Graph-structured data, ranging from social networks to financial transaction networks, from citation networks to gene regulatory networks, have been extensively used for modeling a plethora of real-world systems [7, 11, 29]. As the essential key for conducting various network analytical tasks (e.g., node classification [17], link prediction [9], and community detection [43]), learning low-dimensional node representations has drawn much research attention lately. Compared to matrix-factorization based approaches [30] and random-walk based approaches [27], graph neural networks (GNNs) have demonstrated their remarkable performance in the field of network representation learning [11, 12, 17, 40]. The main intuition behind this line of approaches is that the latent representation of a node could be integrated by transforming, propagating, and aggregating node features from its local neighborhood.

Despite their enormous success, one fundamental limitation of existing graph neural networks is that the neighborhood aggregation scheme directly makes use of the raw features of nodes as input for the message-passing. However, the node features of many real-world graphs could be high-dimensional and sparse [7, 13]. For

instance, in a citation network where nodes represent publications and edges denote citation relations, the bag-of-words or TF-IDF models [45] are often used to encode the publications to obtain corresponding node attributes [37, 40]; in a social network where nodes represent users and edges denote friendship relations, to characterize the profile of a user, his/her categorical predictor variables (e.g., group, tag) could be converted to a set of binary features via one-hot encoding [14, 31, 33]. As existing GNN models are not tailored for learning from such feature-sparse graphs, their performance is largely limited due to the curse of dimensionality [19]. One prevalent way to handle the sparsity issue is to leverage the implicit interactions among features, and existing studies [13, 36] have demonstrated the performance improvement of various machine learning models when accounting for feature interactions. To this end, we are motivated to develop a new class of graph neural networks that are able to capture high-order feature interactions in an end-to-end learning architecture. To the best of our knowledge, this is the first attempt that investigates the role of feature interactions in graph analytics.

However, the problem of learning node representations that encode feature interactions remains largely unexplored in the literature of graph neural networks due to its unique challenges. First, despite the fact that researchers are able to improve the model expressiveness via manually crafting *cross features* [31, 36], the cross feature construction process requires intensive engineering efforts and domain knowledge, rendering it infeasible to be generalized to other domains [13]. Therefore, the first challenge centers around how to automatically learn the interactions between node features from the input raw features. Recently, factorization machine (FM) was proposed as an efficient paradigm to model feature interactions for sparse predictive analytics [10, 13, 31, 33]. At its core, a FM model comprises a collection of embedding vectors $\{\mathbf{v}_1, \mathbf{v}_2, \dots, \mathbf{v}_n\} \in \mathbb{R}^k$ in which the inner product between \mathbf{v}_i and \mathbf{v}_j is used to approximate the interaction between feature pair (x_i, x_j) . Owing to its superior expressiveness, FMs have been widely explored and demonstrated extensive success in various research fields including recommendation [31], search ranking [22], and natural language processing [28]. Nonetheless, existing FM models are developed for attribute-value data which is often assumed to be independent and identically distributed (*i.i.d.*), thus directly applying them on graph-structure data will inevitably fail to capture the dependencies among nodes. It poses the second challenge that how can we shift the power of FM to graph-structured data, in order to advance graph neural networks for learning more discriminative node representations.

To address the above critical challenges, in this study, we propose a novel framework: feature interaction-aware graph neural

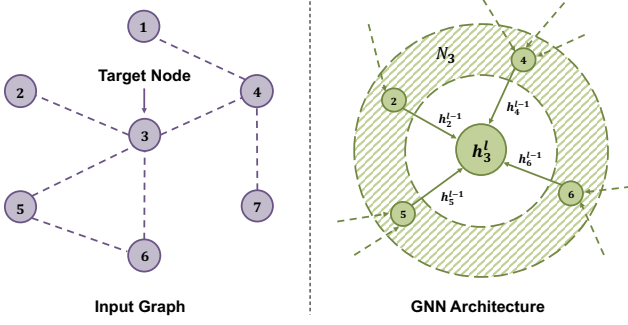


Figure 1: Illustration of the neighborhood aggregation scheme of graph neural networks.

networks (FI-GNNs), towards advancing graph neural networks to capture high-order feature interactions. In our proposed framework, FI-GNNs, two principal components first extract two independent channels of embeddings from the input feature-sparse graph. Specifically, the first channel of embeddings is distilled from the message aggregator by recursively aggregating and compressing node features from local neighborhoods. Concurrently, the second channel of embeddings is automatically extracted by the feature factorizer, capturing the high-order interactions between features. As the two channels of embeddings lie in different feature space and characterize distinctive information modalities, it necessitates the design of a fusion strategy to seamlessly learn the feature interaction-aware node representations. Therefore, we further develop an attentive fusion network to balance the impacts between two embedding channels on demand of the prediction task, yielding the highly expressive final node representations on such feature-sparse graphs. To summarize, the major contributions of our work are as follows:

- **Problem Formulation:** To our best knowledge, we are the first to study the novel problem of feature interaction-aware node representation learning, which addresses the limitation of existing GNN models in handling feature-sparse graphs.
- **Algorithm and Analysis:** We present FI-GNNs, a novel graph neural network framework that seamlessly learns node representations with high-order feature interactions. We theoretically show that FI-GNNs are the generalization of factorization machines on graph-structured data.
- **Evaluations:** We conduct comprehensive experiments on real-world networks from different domains to demonstrate the effectiveness of the proposed framework.

2 PRELIMINARIES

In this section, we formally define the studied problem and introduce the preliminary knowledge of our work.

2.1 Notation and Problem Definition

To legibly describe the studied problem, we follow the commonly used notations throughout the paper. Specifically, we use lowercase letters to denote scalars (e.g., λ), boldface lowercase letters to denote vectors (e.g., \mathbf{x}), boldface uppercase letters to denote matrices (e.g., \mathbf{X}), and calligraphic fonts to denote sets (e.g., \mathcal{V}).

We denote a graph as $G = (\mathcal{V}, \mathcal{E}, \mathbf{X})$, where \mathcal{V} is the set of n nodes and \mathcal{E} is the set of m edges. $\mathbf{X} = [\mathbf{x}_1, \mathbf{x}_2, \dots, \mathbf{x}_n] \in \mathbb{R}^{n \times d}$ denotes the features of these n nodes. The j^{th} feature value of node i is denoted as x_{ij} . Commonly, the topological structure of a graph can be represented by another adjacency matrix $\mathbf{A} = \{0, 1\}^{n \times n}$, where $a_{ij} = 1$ indicates that there is an edge between node i and node j ; otherwise, $a_{ij} = 0$. Here we primarily focus on undirected graphs, though it is straightforward to extend our approach to directed graphs. For other notations, we introduce them in corresponding sections. Formally, our studied problem can be defined as:

PROBLEM 1. Feature Interaction-aware Node Representation Learning: Given an input graph $G = (\mathcal{V}, \mathcal{E}, \mathbf{X})$, the model objective is to map nodes \mathcal{V} to latent representations $\mathbf{Z} = [\mathbf{z}_1, \dots, \mathbf{z}_n] \in \mathbb{R}^{n \times d}$, where each node representation \mathbf{z}_i incorporates high-order interactions between its features \mathbf{x}_i .

2.2 Factorization Machines

Factorization machines (FMs), an effective learning paradigm originally proposed in [31], have recently gained popularity for sparse data prediction. Specifically, given a real-valued feature vector $\mathbf{x} \in \mathbb{R}^d$, the vanilla FM estimates the target value by modeling all the interactions between each pair of features via factorized interaction parameters:

$$y_{\text{FM}}(\mathbf{x}) = \underbrace{w_0 + \sum_{i=1}^d w_i x_i}_{\text{linear regression}} + \underbrace{\sum_{i=1}^d \sum_{j=i+1}^d \langle \mathbf{v}_i, \mathbf{v}_j \rangle \cdot x_i x_j}_{\text{pair-wise feature factorization}}, \quad (1)$$

where w_0 is the global bias, w_i is a parameter which models the weight of the i -th feature x_i to the target. The feature interaction between feature x_i and x_j is captured by a factorized term $\langle \mathbf{v}_i, \mathbf{v}_j \rangle$, where $\langle \cdot, \cdot \rangle$ denotes the inner product of two vectors. Here $\mathbf{v}_i \in \mathbb{R}^k$ denotes the k -dimensional embedding vector for feature x_i . In practice, only interactions of non-zero features will be considered in the computation.

Theoretically, FM enhances linear/logistic regression (LR) by incorporating the second-order factorized interactions between features, and has been successfully applied to many sparse predictive tasks, ranging from recommendation [31], search ranking [22], to relation extraction [28]. In light of this, we try to enhance the expressive power of GNNs on feature-sparse graphs by leveraging the capability of FM.

3 PROPOSED APPROACH

In this section, we carefully illustrate the details of our feature interaction-aware graph neural networks (FI-GNNs). As shown in Figure 2, the FI-GNNs framework consists of three essential components: (1) message aggregator; (2) feature factorizer; and (3) attentive fusion network. These components seamlessly model both node features and feature interactions in a joint framework, yielding highly discriminative node representations.

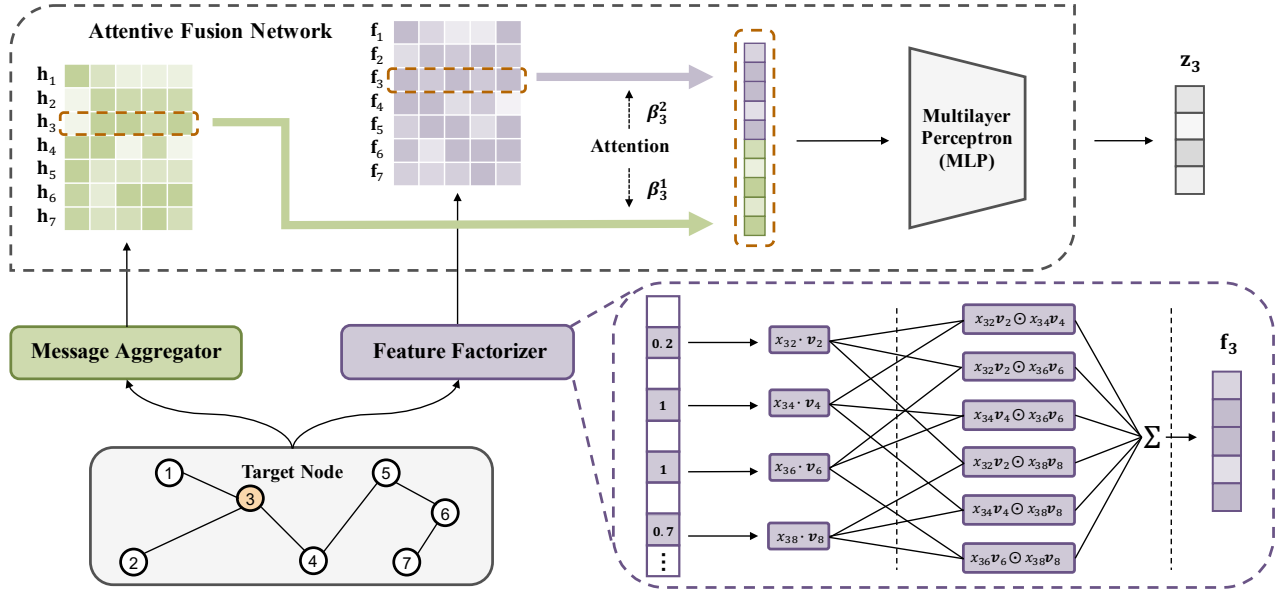


Figure 2: Illustration of the proposed feature interaction-aware graph neural networks (FI-GNNs).

3.1 Message Aggregator

Our message aggregator is a GNN-based component that converts each node to a low-dimensional embedding via modeling the information from its raw features and the dependencies with its neighbors. Most of the prevailing GNN models follow the neighborhood aggregation strategy and are analogous to Weisfeiler-Lehman (WL) graph isomorphism test [42]. As visually depicted in Figure 1, the representation of a node is computed by iteratively aggregating representations of its neighbors. Heretofore, different architectures for message aggregation have been proposed and we summarize the most commonly used GNN models as follows:

- Graph Convolutional Network (GCN) [17]:

$$\mathbf{h}_i^l = \sigma\left(\mathbf{W} \sum_{j \in \mathcal{N}_i \cup i} \hat{a}_{ij} \mathbf{h}_j^{l-1}\right), \quad (2)$$

where $\hat{a}_{ij} = \hat{\mathbf{A}}_{i,j}$ and $\hat{\mathbf{A}}$ is the re-normalization of the adjacency matrix \mathbf{A} with added self-loops. \mathbf{h}_i^l denotes the l -layer latent representation of node i and \mathcal{N}_i denotes the neighbors of node i . Essentially, GCN is a mean-pooling feature aggregation from a node's local neighborhood.

- GraphSAGE with mean aggregator [11]:

$$\mathbf{h}_i^l = \sigma\left(\mathbf{W}[\mathbf{h}_i^{l-1} \oplus \mathbf{h}_{\mathcal{N}_i}^l]\right), \quad (3)$$

where $\mathbf{h}_{\mathcal{N}_i}^l = \text{MEAN}\left(\{\sigma(\mathbf{W}\mathbf{h}_j^{l-1}) | \forall j \in \mathcal{N}_i\}\right)$ and \oplus is the concatenation operation. Different from GCN, GraphSAGE concatenates node features with the pooled neighborhood information during aggregation.

- Graph Attention Network (GAT) [40]:

$$\mathbf{h}_i^l = \sigma\left(\mathbf{W} \sum_{j \in \mathcal{N}_i \cup i} \alpha_{ij} \mathbf{h}_j^{l-1}\right), \quad (4)$$

where α_{ij} is the attention coefficient between node i and node j . Specifically, GAT specifies fine-grained weights on neighbors with attention mechanism when aggregating neighborhood information.

In general, the neighborhood aggregation scheme of graph neural networks can be defined as follow:

$$\mathbf{h}_i^l = \text{AGGR}\left(\{\mathbf{h}_i^{l-1}, \mathbf{h}_j^{l-1} | \forall j \in \mathcal{N}_i\}\right). \quad (5)$$

By stacking multiple GNN layers, the message aggregator captures the correlation between a node and its neighbors multiple hops away. It should be mentioned that designing a different message aggregator is not the focus of this paper as we aim at empowering GNN models to learn node representation that incorporates feature interactions. In fact, any advanced aggregation function can be easily integrated into our framework, making the proposed FI-GNNs quite general and flexible.

3.2 Feature Factorizer

Inspired by the effectiveness of factorization machine on sparse predictive analytics [3, 13, 36], we build a novel feature factorizer to automatically capture the interactions between node features in a two-stage learning procedure:

Sparse Feature Embedding. In the first stage, the feature factorizer takes the sparse features of each node as input and project each feature into a low-dimensional embedding vector through a neural layer. Formally, the j -th feature is projected to a k -dimensional dense vector $\mathbf{v}_j \in \mathbb{R}^k$. Thus for each node i , a set of embedding vectors $\mathcal{V}_i = \{x_{i1}\mathbf{v}_1, \dots, x_{id}\mathbf{v}_d\}$ are obtained to represent its features \mathbf{x}_i . It is worth noting that here we rescaled each embedding vector by its input feature value, which enables the feature factorizer to handle real-valued features [31]. Also, due to the sparsity of the

node features \mathbf{x}_i , we only need to consider the embedding vectors of those non-zero features for the sake of efficiency.

High-order Feature Factorization. With the projected feature embedding vectors \mathcal{V}_i of node i , we investigate how to characterize the high-order interactions between them. Note that in this study we focus on the second-order (pair-wise) feature factorization, but the proposed model can be easily generalized to higher-order feature interactions. Inspired by the factorization machine which adopts the inner product to model the interaction between each pair of features (Eq. (1)), we propose to represent the pair-wise interaction between feature x_{ij_1} and x_{ij_2} as $x_{ij_1} \mathbf{v}_{j_1} \odot x_{ij_2} \mathbf{v}_{j_2}$, where \odot denotes the element-wise product of two vectors. Finally we compress all the factorized feature embeddings to one vector with a sum pooling:

$$\mathbf{f}_i = \sum_{j_1=1}^d \sum_{j_2=j_1+1}^d x_{ij_1} \mathbf{v}_{j_1} \odot x_{ij_2} \mathbf{v}_{j_2}, \quad (6)$$

where \mathbf{f}_i is a k -dimension vector that encodes the second-order feature interactions of node i . More remarkably, the feature factorization stage can be efficiently computed in linear time [13]. To illustrate this property, we reformulate the above equation as:

$$\begin{aligned} \mathbf{f}_i &= \sum_{j_1=1}^d \sum_{j_2=j_1+1}^d x_{ij_1} \mathbf{v}_{j_1} \odot x_{ij_2} \mathbf{v}_{j_2} \\ &= \frac{1}{2} \sum_{j_1=1}^d \sum_{j_2=1}^d x_{ij_1} \mathbf{v}_{j_1} \odot x_{ij_2} \mathbf{v}_{j_2} - \frac{1}{2} \sum_{j_1=1}^d x_{ij_1} \mathbf{v}_{j_1} \odot x_{ij_1} \mathbf{v}_{j_1} \quad (7) \\ &= \frac{1}{2} \left[\left(\sum_{j_1=1}^d x_{ij_1} \mathbf{v}_{j_1} \right)^2 - \sum_{j_1=1}^d (x_{ij_1} \mathbf{v}_{j_1})^2 \right], \end{aligned}$$

where $\mathbf{v}_j^2 = \mathbf{v}_j \odot \mathbf{v}_j$. Let N_x denote the average number of non-zero entries of node features, by considering the sparsity of node features, the pairwise feature factorization for each node can be computed in $O(kN_x)$ time, which means the introduction of the feature factorizer does not involve any additional cost. Additionally, we can extend the feature factorizer to model t -order feature interactions [2, 31]:

$$\begin{aligned} \mathbf{f}_i^t &= \sum_{j_1=1}^d \sum_{j_2=j_1+1}^d x_{ij_1} \mathbf{v}_{j_1} \odot x_{ij_2} \mathbf{v}_{j_2} \\ &+ \dots \quad (8) \\ &+ \sum_{j_1=1}^d \dots \sum_{j_t=j_{t-1}+1}^d x_{ij_1} \mathbf{v}_{j_1} \odot \dots \odot x_{ij_t} \mathbf{v}_{j_t}. \end{aligned}$$

3.3 Attentive Fusion Network

In previous subsections, we have discussed the learning mechanisms behind the message aggregator and feature factorizer. For each node i , we are able to extract two channels of embeddings: \mathbf{h}_i and \mathbf{f}_i , which characterizes the aggregated node features and high-order feature interactions, respectively. Nonetheless, those two channels of extracted embeddings lie in different latent space and have different significance in making the task-specific prediction. In order to calibrate the impacts between two information modalities, we develop an attentive fusion network to specify

fine-grained attentions [39] on each embedding channel. As such, FI-GNNs seamlessly learn the feature interaction-aware node representations. Specifically, the attention coefficients can be computed by:

$$\begin{aligned} \beta_i^1 &= \frac{\exp(\sigma(\mathbf{a}^T \mathbf{W} \mathbf{h}_i))}{\exp(\sigma(\mathbf{a}^T \mathbf{W} \mathbf{h}_i)) + \exp(\sigma(\mathbf{a}^T \mathbf{W} \mathbf{f}_i))}, \\ \beta_i^2 &= \frac{\exp(\sigma(\mathbf{a}^T \mathbf{W} \mathbf{f}_i))}{\exp(\sigma(\mathbf{a}^T \mathbf{W} \mathbf{h}_i)) + \exp(\sigma(\mathbf{a}^T \mathbf{W} \mathbf{f}_i))}, \end{aligned} \quad (9)$$

where $\mathbf{W} \in \mathbb{R}^{k \times k}$ is a trainable weight matrix and $\mathbf{a} \in \mathbb{R}^k$ is the attention vector that assigns the significance to different embedding channels. Then we can get the unified representation of node i by concatenating the two weighted representations:

$$\mathbf{z}_i = \beta_i^1 \mathbf{h}_i \oplus \beta_i^2 \mathbf{f}_i. \quad (10)$$

Subsequently, we let the unified node representations encoded with high-order feature interactions go through a multilayer perceptron (MLP). By applying multiple layers of non-linear transformations, the proposed framework is capable of learning the higher-order feature interactions in a non-linear way [13].

3.4 Model Learning

Based on the output of attentive fusion network, we are able to design different task-specific loss functions to train the proposed model. It is worth mentioning that FI-GNNs are a family of models which could be trained in supervised, semi-supervised, or unsupervised setting. For instance, the cross-entropy over all labeled examples is employed as the loss function of the semi-supervised node classification problem [17]:

$$\mathcal{L} = -\frac{1}{C} \sum_{l \in \mathcal{Y}_L} \sum_{c=1}^C \mathbf{Y}_{lc} \log(\hat{\mathbf{Y}}_{lc}), \quad (11)$$

where C is the class labels and \mathcal{Y}_L is the set of annotated node indices in the input graph and $\hat{\mathbf{Y}}_{lc} = \text{softmax}(\mathbf{z}_l)$. By minimizing the loss function, we are able to predict labels of those nodes not included in \mathcal{Y}_L .

Moreover, if we aim at learning useful and predictive representations in a fully unsupervised setting [11], the loss function can be defined as follows:

$$\mathcal{L} = - \sum_{(i,j) \in \mathcal{E}} \log(\sigma(\mathbf{z}_i^T \mathbf{z}_j)) - \sum_{(i,k) \in \mathcal{E}^-} \log(\sigma(-\mathbf{z}_i^T \mathbf{z}_k)), \quad (12)$$

where \mathcal{E}^- is the non-linked edges sampled from the input graph and here σ is the sigmoid function. Briefly, the unsupervised loss function encourages linked nodes to have similar representations, while enforcing that the representations of disparate nodes are highly distinct. This unsupervised setting emulates situations where node representations are provided to downstream machine learning applications, such as link prediction and node clustering.

3.5 Theoretical Analysis

Connection to Factorization Machines. So far we have illustrated the details of FI-GNNs for learning discriminative node representations that incorporate high-order feature interactions. FI-GNNs theoretically enhance the expressive power of GNN models on feature-sparse graphs. Next, we show the connection between our proposed framework and the vanilla factorization machine.

LEMMA 3.1. *FI-GNNs are the generalization of factorization machines on graph-structured data. A FI-GNN model is equivalent to the vanilla factorization machine by neglecting node dependencies.*

PROOF. Here we take the FI-GCN with one-layer message aggregator as an example. First, we ignore the attention weights in the attentive fusion network and directly project the concatenated embeddings to a prediction score, this simplified model (FI-GCN-0) can be expressed as:

$$\hat{y}_i = \mathbf{w}_0 + \mathbf{u}^T \left(\mathbf{W} \sum_{j \in N_i \cup i} \hat{a}_{ij} \mathbf{x}_i \oplus \sum_{j_1=1}^d \sum_{j_2=j_1+1}^d x_{ij_1} \mathbf{v}_{j_1} \odot x_{ij_2} \mathbf{v}_{j_2} \right), \quad (13)$$

where $\mathbf{u} \in \mathbb{R}^{2k}$. By neglecting the node dependencies, we can directly get:

$$\hat{y}_i = \mathbf{w}_0 + \mathbf{u}^T \left(\mathbf{W} \mathbf{x}_i \oplus \sum_{j_1=1}^d \sum_{j_2=j_1+1}^d x_{ij_1} \mathbf{v}_{j_1} \odot x_{ij_2} \mathbf{v}_{j_2} \right). \quad (14)$$

If we further fix \mathbf{u} to a constant vector of $[1, \dots, 1] \in \mathbb{R}^{2k}$, Eq. (14) can be reformulated as:

$$\begin{aligned} \hat{y}_i &= \mathbf{w}_0 + \mathbf{1}^T \mathbf{W} \mathbf{x}_i + \mathbf{1}^T \sum_{j_1=1}^d \sum_{j_2=j_1+1}^d x_{ij_1} \mathbf{v}_{j_1} \odot x_{ij_2} \mathbf{v}_{j_2} \\ &= \mathbf{w}_0 + \mathbf{w}^T \mathbf{x}_i + \sum_{j_1=1}^d \sum_{j_2=j_1+1}^d \langle \mathbf{v}_{j_1} \mathbf{v}_{j_2} \rangle \cdot x_{ij_1} x_{ij_2}, \end{aligned} \quad (15)$$

where $\mathbf{1} \in \mathbb{R}^k$ and $\mathbf{w}^T = \mathbf{1}^T \mathbf{W}$. Thus the vanilla FM model can be exactly recovered. \square

It is worth noting that to our best knowledge, this is the first time FM has been applied on graph-structured data. We also verify the connection between FI-GNNs and FMs in our experiments.

Time Complexity Analysis. As shown in Eq. (7) that the computational complexity of the pairwise feature factorization can be efficiently computed in $O(kN_x)$ time for each node, thus the whole feature factorization process for n nodes is $O(nkN_x)$. The complexity of message aggregator depends on the used GNN architecture. For instance, the computational complexity of a GCN layer is $O(mdd')$, where d is the input feature size and d' is the output feature size [17]; the computational complexity of GraphSAGE layer and GAT layer are both $O(ndd' + md')$ [40]. In addition, the complexity of each layer in our attentive fusion network is $O(dd')$. As $m \gg n$ in general, the overall complexities of FI-GNN models are linear w.r.t. the number of edges.

4 EXPERIMENTS

In this section, we conduct extensive experiments to evaluate the effectiveness of the proposed framework FI-GNNs.

4.1 Datasets

To give a comprehensive understanding of how FI-GNNs works, we adopt two different categories (social network and citation network) of benchmark graph datasets in our experiments:

Table 1: Statistics of the four real-world datasets.

	Social Networks		Citation Networks	
	BlogCatalog	Flickr	ACM	DBLP
# nodes	5,196	7,575	16,484	18,448
# edges	173,468	242,146	71,980	44,338
# attributes	8,189	12,047	8,337	2,476
# degree (avg)	66.8	63.9	8.7	4.8
# nnz (avg)	71.1	24.1	28.4	5.6
# labels	6	9	9	4

- **BlogCatalog** [21]: BlogCatalog is a social network dataset formed by the user following relationships. The blog keywords of each user are used as the corresponding node attributes and the predefined groups that the bloggers subscribed are taken as the class labels.
- **Flickr** [21]: It is another social network dataset collected from the Flickr website. Each node is a Flickr user and the node attributes denote a list of tags. The predefined groups that users have joined are considered as target labels.
- **ACM**: [37] This dataset is a citation network of published papers before 2016. Each paper is regarded as a node, and the links are the citation relations among different papers. The node attributes are the paper abstracts and class labels are nine different research areas.
- **DBLP** [17]: DBLP is another citation network extracted from four research areas. Similar to ACM dataset, each node represents an article and edges stand for the citation relations. The paper titles are used as node attributes.

The statistical information of the used datasets is summarized in Table 1. Note that the node features of all the above datasets are generated by the bag-of-words model, yielding high-dimensional and sparse node features. As listed in Table 1, the average number of non-zero features (nnz) of nodes is significantly smaller than the number of feature dimensions.

4.2 Compared Methods

In the experiments, we compare the proposed framework FI-GNNs with several representative network embedding methods, including:

- **DeepWalk**: It performs a stream of truncated vanilla random walks on the input graph, and learns node embeddings from the sampled random walks.
- **node2vec**: It extends DeepWalk with biased random walks to explore diverse neighborhoods.
- **GCN** [17]: The vanilla GCN learns latent node representations based on the first-order approximation of spectral graph convolutions.
- **GraphSAGE** [11]: It advances GCN via introducing a set of aggregator functions that learn to aggregate node attributes from a node’s local neighborhood. Here we use GraphSAGE-mean for comparison.
- **GAT** [40]: It learns a parameterized attention mechanism to specify fine-grained weights for aggregating node features from neighbors.

Table 2: Semi-supervised node classification results on four datasets w.r.t ACC and F1 (%).

Methods	BlogCatalog		Flickr		ACM		DBLP	
	ACC	F1	ACC	F1	ACC	F1	ACC	F1
DeepWalk	59.5	60.3	46.1	45.4	57.2	54.7	65.7	61.9
node2vec	61.7	61.6	43.3	40.3	56.9	54.0	64.4	63.8
GCN	73.5	73.0	52.7	54.1	72.9	71.0	83.5	83.3
GraphSAGE	78.8	78.3	71.7	71.4	59.3	58.8	72.6	71.8
GAT	64.0	62.4	46.7	46.5	73.4	73.0	82.4	81.0
FI-GCN	80.1(+9.0%)	80.0(+9.6%)	54.7(+3.8%)	53.8(+3.8%)	74.2(+1.8%)	73.6(+3.7%)	84.6(+1.3%)	84.4(+1.3%)
FI-GraphSAGE	86.3(+9.5%)	86.1(+9.9%)	73.8(+2.9%)	73.8(+3.7%)	61.7(+4.0%)	59.8(+1.7%)	74.1(+2.1%)	73.0(+1.7%)
FI-GAT	71.2(+11.2%)	70.8(+13.5%)	50.1(+7.2%)	48.0(+3.2%)	74.3(+1.2%)	73.8(+1.1%)	83.9(+1.8%)	83.8(+3.5%)

- **FI-GNNs:** Based on different GNN architectures, we include three instances of FI-GNNs in the experiments, including FI-GCN, FI-GraphSAGE and FI-GAT.

4.3 Experimental Settings

Semi-Supervised Learning. To evaluate the effectiveness of FI-GNNs on semi-supervised learning, we follow the setting of [17, 40] and show the model performance on the semi-supervised node classification task. The objective of this task is to predict the missing node labels with a small portion of labeled nodes. For each dataset, given the entire nodes \mathcal{V} , we randomly sample 10% of \mathcal{V} as the training set and use another 20% nodes as the validation set for hyperparameter optimization. Note that the training algorithm has access to all of the nodes’ feature vectors and the network structure. The predictive power of the trained model is evaluated on the left 70% nodes. It is worth pointing out that DeepWalk and node2vec are unsupervised embedding approaches at the structure level. To make a fair comparison, we train a Logistic Regression [18] classifier using learned node representations with the same data split. The evaluation process is repeated 10 times and the average performance are reported with two evaluation metrics: accuracy (ACC), and macro-F1 score (F1).

Unsupervised Learning. Moreover, to contextualize the empirical results of FI-GNNs on unsupervised learning, we follow the settings established by the previous works [25, 44] and evaluate the model performance on the link prediction task. The objective of link prediction task is to infer missing edges given a network with a certain fraction of edges removed. Specifically, we randomly sample 80% edges from \mathcal{E} and an equal number of nonexistent links as the training set. Meanwhile, another two sets of 10% existing links and an equal number of nonexistent links are used as validation and test sets. We conduct each experiment 10 runs and report the test set performance when the best performance on the validation set is achieved. The average performance are reported with the area under curve score (AUC) and average precision (AP).

Implementation Details. All models were implemented in PyTorch [26] with the Adam optimizer [16]. For each instantiation of FI-GNNs, we build the message aggregator with two corresponding GNN layers (32-neuron and 16-neuron, respectively) and each layer has the ReLU activation function. All models are trained for a maximum of 200 epochs and early stopping strategy is used. We

keep other parameters (e.g., learning rate) as described in the corresponding papers. For the baseline methods, we retain the settings described in the corresponding papers.

4.4 Evaluation Results

Node Classification. To evaluate the effectiveness of FI-GNNs, we first compare FI-GNNs with baseline methods on the semi-supervised node classification task. The classification results in terms of two different evaluation metrics are listed in Table 2. The following findings can be inferred from the table:

- For the semi-supervised node classification task, GNN models (e.g., GCN, GraphSAGE, GAT) achieve considerable improvements against conventional network embedding methods (e.g., DeepWalk, node2vec) in most cases. This observation indicates that conventional network embedding methods are limited by their shallow learning mechanisms while GNN models have the stronger capability by generalizing the power of neural networks on graph-structured data.
- The three instantiations of FI-GNNs (FI-GCN, FI-GraphSAGE, and FI-GAT) outperform their corresponding GNN models (GCN, GraphSAGE, and GAT) on all the four datasets. In particular, FI-GNNs achieve above 9% performance improvement over GNN models on the BlogCatalog dataset. It validates the necessity of incorporating high-order feature interactions into node representation learning on the feature-sparse graphs.
- Overall, FI-GNNs achieve higher improvements on social networks than citation networks in our experiments. According to the finding from previous research [20], the class labels in social networks are more closely related to the node features, while the class labels in citation networks are more closely related to the network structure. It explains why our FI-GNN models are more effective in social network data by considering high-order feature interactions.

Link Prediction. As an unsupervised learning task, link prediction has been widely used for evaluating the effectiveness of node representations. The experimental results on link prediction are shown in Table 3. Accordingly, we make the following observations:

- The performance of conventional network embedding models (e.g., DeepWalk and node2vec) fall behind GNN models by

Table 3: Unsupervised link prediction results on four datasets w.r.t AUC and AP (%).

Methods	BlogCatalog		Flickr		ACM		DBLP	
	AUC	AP	AUC	AP	AUC	AP	AUC	AP
DeepWalk	65.0	63.8	56.9	52.4	79.1	75.3	66.1	61.2
node2vec	60.9	61.5	51.9	56.5	69.2	69.7	79.8	78.2
GCN	81.1	81.1	90.1	91.1	92.4	91.1	85.6	84.4
GraphSAGE	71.7	70.3	86.1	86.8	85.9	83.9	85.2	84.0
GAT	80.3	78.6	84.8	85.6	90.6	88.6	88.6	87.3
FI-GCN	85.9(+5.9%)	85.9(+5.9%)	93.0(+3.2%)	92.5(+1.5%)	93.3(+1.0%)	92.9(+2.0%)	88.8(+3.7%)	89.5(+6.0%)
FI-GraphSAGE	76.0(+6.0%)	75.0(+6.7%)	89.0(+3.4%)	88.7(+2.2%)	87.7(+2.1%)	86.8(+3.5%)	88.7(+4.1%)	86.0(+2.4%)
FI-GAT	82.1(+2.2%)	80.5(+2.4%)	88.7(+4.6%)	88.4(+3.3%)	92.3(+1.1%)	91.0(+2.7%)	90.4(+2.0%)	89.8(+2.9%)

a significant margin. As the principle of Homophily [24] implies that there exists a strong correlation between network structure and node features, thus the inability of leveraging node features largely restrict the capability of DeepWalk and node2vec in the link prediction task.

- Comparing to GCN and GAT, GraphSAGE shows inferior performance in our experiments. The potential cause is that GraphSAGE depends on a sampling strategy during its neighborhood aggregation for handling large-scale datasets. Therefore, GraphSAGE is unable to fully capture the topological structure information, rendering the model ineffective in the link prediction task.
- By incorporating the high-order feature interactions into the learning process, our FI-GNN models achieve better link prediction results. For instance, FI-GCN and FI-GraphSAGE improve around 6% on the BlogCatalog dataset. The experimental results successfully demonstrate that the proposed FI-GNNs are able to learn more discriminative node representations on feature-sparse graphs under the unsupervised setting than existing GNN models.

4.5 Further Analysis

Connection to Factorization Machines. As discussed in section 3.5, the proposed FI-GNNs can be considered as the extension of FMs on graph-structured data. By neglecting the node dependencies and the attention weights in the attentive fusion network, FI-GNN is equivalent to vanilla FM. In order to validate it, we compare the semi-supervised node classification results of the vanilla FM and the degenerated FI-GCN. We extend the implementation of LibFM [32] for multi-class classification. The comparison results w.r.t ACC on four datasets are shown in Figure 3. Note that we have similar observations on other FI-GNN instantiations. As observed in Figure 3, the vanilla FM achieves comparable results with the degenerated FI-GCN (FI-GCN-0), but still falls behind by a small margin. The reason is that we use the neural network to model the feature interactions, which yields a better expressive capability.

Visualization. To further show the embedding quality of our the proposed framework FI-GNNs, we use t-SNE [23] to visualize the extracted node representations from different models. Due to the space limitation, we only post the results of DeepWalk, node2vec, GCN and FI-GCN for the BlogCatalog dataset under

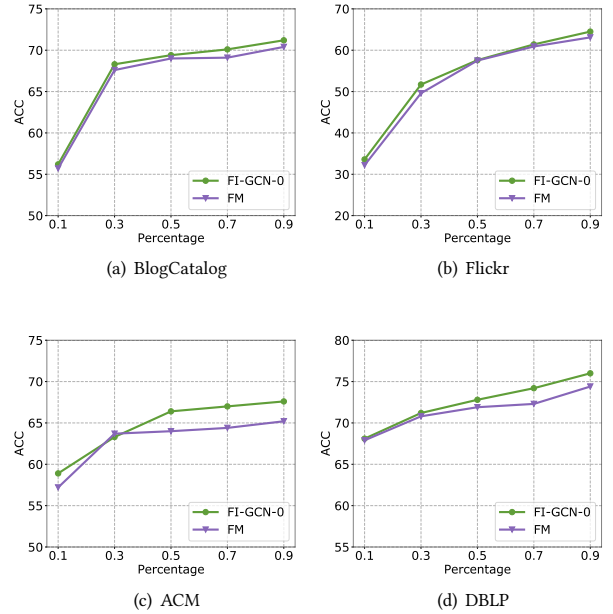


Figure 3: The comparison results of FI-GCN-0 and vanilla FM on four datasets w.r.t ACC (%).

the semi-supervised setting. The visualization results are shown in Figure 4. Note that the visualized clusters correspond to the labels of the dataset, verifying the model’s discriminative power across the six user groups of BlogCatalog. As observed from Figure 4, the random walk-based methods (e.g., DeepWalk, node2vec) cannot effectively identify different classes. Despite GCN improves the embedding quality by incorporating the node features in the learning process, the boundary between different classes is still unclear. FI-GCN performs best as it can achieve more compact and separated clusters compared with other methods.

5 RELATED WORK

In this section, we introduce two categories of related research works: (1) graph neural networks; and (2) factorization machines.




Figure 4: The visualization comparison of different approaches for BlogCatalog dataset.

5.1 Graph Neural Networks

Graph neural networks (GNNs), a family of neural models for learning latent node representations in a graph, have been widely used in different graph learning tasks and achieved remarkable success [4, 6, 17, 34, 40]. As one of the pioneer works, GNN [34] was introduced to learn node representations by propagating neighbor information via recurrent neural architecture. Based on the graph spectral theory, a vast amount of graph convolutional networks (GCNs) have emerged and demonstrated superior learning performance by designing different mechanisms for the graph convolutional layer. In particular, the first prominent research on GCNs called Spectral CNN [4] extends the operation of convolution on network data in the spectral domain for network representation learning. Later on, researchers reduced the computational cost of GCNs greatly by employing polynomial spectral filters [6]. Further simplification are made by [17], which suggests the usage of a linear filter and achieved state-of-the-art performance. In addition to spectral graph convolution models, graph neural networks that follow neighborhood aggregation schemes are also extensively investigated. Among them, GraphSAGE [11] concatenates the node’s feature in addition to mean/max/LSTM pooled neighborhood information; Graph Attention Networks (GATs) incorporate trainable attention weights to specify fine-grained weights on neighbors when aggregating neighborhood information of a node. Recent research further extend GNN models to consider global graph information [1] and edge information [8] during aggregation. As the node features in real-world graphs can be high-dimensional and

sparse, the interactions between features become critical for enhancing model capability. However, the aforementioned GNN models are unable to capture such high-order signals. Our approach tackles this problem and incorporates feature interactions into graph neural networks to learn more expressive node embeddings for different graph mining tasks.

5.2 Factorization Machines

The term Factorization Machine (FM) is first proposed in [31], combining the key ideas of factorization models (e.g., MF, SVD) with general purpose machine learning techniques such as Support Vector Machines (SVM) [35]. In contrast to conventional factorization models, FM is a general-purpose predictive framework for arbitrary machine learning tasks, and characterized by its usage of the inner product of factorized parameters to model pairwise feature interactions. Owing to its extraordinary expressive power, FMs have demonstrated widespread success in various machine learning tasks [2, 5, 15, 31, 33, 38]. For instance, HOFM [2] provides an efficient algorithm to train FMs with arbitrary-order feature interactions. Juan et al. [15] propose the Field-Aware Factorization Machine (FFM) to factorize the interactions between different fields (the category of features). Based on gradient boosting, GBFM [5] incorporates a feature interaction selection algorithm into FMs, reducing prediction noise in context-aware recommendation problems. With the prevalent of deep learning techniques, FMs have also received neural makeovers. Specifically, Neural Factorization Machines (NFM) [13] was proposed to enhance the expressive ability of standard FMs with nonlinear hidden layers for sparse predictive analytics. DeepFM [10] is another model which combines the prediction scores of a deep neural network and FM model for CTR prediction. Moreover, Xiao et al. [41] equipped FMs with neural attention network to discriminate the importance of each feature interaction, which not only improves the representation ability but also the interpretability of a FM model. Despite the effectiveness of modeling various feature interactions, existing FM variants are unable to handle graph-structured data due to the inability of modeling complex dependencies amongst nodes. Our proposed framework adopts the idea of FMs and can be considered as a powerful extension of FMs on graph-structured data.

6 CONCLUSION

In this paper, we propose Feature Interaction-aware Graph Neural Networks (FI-GNNs), a novel graph neural network framework for computing node representations that incorporate high-order feature interactions. In particular, the message aggregator learns the first channel of embeddings by recursively aggregating and compressing node features from local neighborhoods, meanwhile the feature factorizer learns the second channel of embeddings via factorizing high-order interactions between node features. Furthermore, attentive fusion network is employed to highlight the task-related embedding channel for learning the unified node representations. Therefore, the proposed FI-GNNs improve the expressive power of existing GNNs to a large extent. Empirical experiments on real-world networks from different domains demonstrate the effectiveness of the proposed framework. Additionally, we theoretically analyze the connection between FI-GNNs and FMs and validate it in our experiments.

REFERENCES

- [1] BATTAGLIA, P. W., HAMRICK, J. B., BAPST, V., SANCHEZ-GONZALEZ, A., ZAMBALDI, V., MALINOWSKI, M., TACCHETTI, A., RAPOSO, D., SANTORO, A., FAULKNER, R., ET AL. Relational inductive biases, deep learning, and graph networks. *arXiv preprint arXiv:1806.01261* (2018).
- [2] BLONDEL, M., FUJINO, A., UEDA, N., AND ISHIHATA, M. Higher-order factorization machines. In *Advances in Neural Information Processing Systems* (2016), pp. 3351–3359.
- [3] BLONDEL, M., ISHIHATA, M., FUJINO, A., AND UEDA, N. Polynomial networks and factorization machines: New insights and efficient training algorithms. *arXiv preprint arXiv:1607.08810* (2016).
- [4] BRUNA, J., ZAREMBA, W., SZLAM, A., AND LECUN, Y. Spectral networks and locally connected networks on graphs. *arXiv preprint arXiv:1312.6203* (2013).
- [5] CHENG, C., XIA, F., ZHANG, T., KING, L., AND LYU, M. R. Gradient boosting factorization machines. In *Proceedings of the 8th ACM Conference on Recommender systems* (2014), ACM, pp. 265–272.
- [6] DEFFERRARD, M., BRESSON, X., AND VANDERGHEYNST, P. Convolutional neural networks on graphs with fast localized spectral filtering. In *Advances in neural information processing systems* (2016), pp. 3844–3852.
- [7] DING, K., LI, J., BHANUSHALI, R., AND LIU, H. Deep anomaly detection on attributed networks. In *SIAM International Conference on Data Mining (SDM)* (2019).
- [8] GILMER, J., SCHOENHOLZ, S. S., RILEY, P. F., VINYALS, O., AND DAHL, G. E. Neural message passing for quantum chemistry. In *Proceedings of the 34th International Conference on Machine Learning-Volume 70* (2017), JMLR. org, pp. 1263–1272.
- [9] GROVER, A., AND LESKOVEC, J. node2vec: Scalable feature learning for networks. In *Proceedings of the 22nd ACM SIGKDD international conference on Knowledge discovery and data mining* (2016), ACM, pp. 855–864.
- [10] GUO, H., TANG, R., YE, Y., LI, Z., AND HE, X. Deepfm: a factorization-machine based neural network for ctr prediction. *arXiv preprint arXiv:1703.04247* (2017).
- [11] HAMILTON, W., YING, Z., AND LESKOVEC, J. Inductive representation learning on large graphs. In *Advances in Neural Information Processing Systems* (2017), pp. 1024–1034.
- [12] HAMILTON, W. L., YING, R., AND LESKOVEC, J. Representation learning on graphs: Methods and applications. *arXiv preprint arXiv:1709.05584* (2017).
- [13] HE, X., AND CHUA, T.-S. Neural factorization machines for sparse predictive analytics. In *Proceedings of the 40th International ACM SIGIR conference on Research and Development in Information Retrieval* (2017), ACM, pp. 355–364.
- [14] HE, X., LIAO, L., ZHANG, H., NIE, L., HU, X., AND CHUA, T.-S. Neural collaborative filtering. In *Proceedings of the 26th International Conference on World Wide Web* (2017), International World Wide Web Conferences Steering Committee, pp. 173–182.
- [15] JUAN, Y., ZHUANG, Y., CHIN, W.-S., AND LIN, C.-J. Field-aware factorization machines for ctr prediction. In *Proceedings of the 10th ACM Conference on Recommender Systems* (2016), ACM, pp. 43–50.
- [16] KINGMA, D. P., AND BA, J. Adam: A method for stochastic optimization. *arXiv preprint arXiv:1412.6980* (2014).
- [17] KIPF, T. N., AND WELING, M. Semi-supervised classification with graph convolutional networks. *arXiv preprint arXiv:1609.02907* (2016).
- [18] KLEINBAUM, D. G., DIETZ, K., GAIL, M., KLEIN, M., AND KLEIN, M. *Logistic regression*. Springer, 2002.
- [19] LI, J., CHENG, K., WANG, S., MORSTATTER, F., TREVINO, R. P., TANG, J., AND LIU, H. Feature selection: A data perspective. *ACM Computing Surveys (CSUR)* 50, 6 (2018), 94.
- [20] LI, J., DANI, H., HU, X., TANG, J., CHANG, Y., AND LIU, H. Attributed network embedding for learning in a dynamic environment. In *Proceedings of the 2017 ACM on Conference on Information and Knowledge Management* (2017), ACM, pp. 387–396.
- [21] LI, J., HU, X., TANG, J., AND LIU, H. Unsupervised streaming feature selection in social media. In *Proceedings of the 24th ACM International Conference on Information and Knowledge Management* (2015), ACM, pp. 1041–1050.
- [22] LU, C.-T., HE, L., SHAO, W., CAO, B., AND YU, P. S. Multilinear factorization machines for multi-task multi-view learning. In *Proceedings of the Tenth ACM International Conference on Web Search and Data Mining* (2017), ACM, pp. 701–709.
- [23] MAATEN, L. V. D., AND HINTON, G. Visualizing data using t-sne. *Journal of machine learning research* 9, Nov (2008), 2579–2605.
- [24] MCPHERSON, M., SMITH-LOVIN, L., AND COOK, J. M. Birds of a feather: Homophily in social networks. *Annual review of sociology* 27, 1 (2001), 415–444.
- [25] PAN, S., HU, R., LONG, G., JIANG, J., YAO, L., AND ZHANG, C. Adversarially regularized graph autoencoder for graph embedding. *arXiv preprint arXiv:1802.04407* (2018).
- [26] PASZKE, A., GROSS, S., CHINTALA, S., CHANAN, G., YANG, E., DEVITO, Z., LIN, Z., DESMAISON, A., ANTIGA, L., AND LERER, A. Automatic differentiation in pytorch.
- [27] PEROZZI, B., AL-REFOU, R., AND SKIENA, S. Deepwalk: Online learning of social representations. In *Proceedings of the 20th ACM SIGKDD international conference on Knowledge discovery and data mining* (2014), ACM, pp. 701–710.
- [28] PETRONI, F., DEL CORRO, L., AND GEMULLA, R. Core: Context-aware open relation extraction with factorization machines. In *Proceedings of the 2015 Conference on Empirical Methods in Natural Language Processing* (2015), pp. 1763–1773.
- [29] QI, G.-J., AGGARWAL, C., TIAN, Q., JI, H., AND HUANG, T. Exploring context and content links in social media: A latent space method. *IEEE Transactions on Pattern Analysis and Machine Intelligence* 34, 5 (2011), 850–862.
- [30] QIU, J., DONG, Y., MA, H., LI, J., WANG, K., AND TANG, J. Network embedding as matrix factorization: Unifying deepwalk, line, pte, and node2vec. In *Proceedings of the Eleventh ACM International Conference on Web Search and Data Mining* (2018), ACM, pp. 459–467.
- [31] RENDLE, S. Factorization machines. In *2010 IEEE International Conference on Data Mining* (2010), IEEE, pp. 995–1000.
- [32] RENDLE, S. Factorization machines with libfm. *ACM Transactions on Intelligent Systems and Technology (TIST)* 3, 3 (2012), 57.
- [33] RENDLE, S., GANTNER, Z., FREUDENTHALER, C., AND SCHMIDT-THIEME, L. Fast context-aware recommendations with factorization machines. In *Proceedings of the 34th international ACM SIGIR conference on Research and development in Information Retrieval* (2011), ACM, pp. 635–644.
- [34] SCARSELLI, F., GORI, M., TSOI, A. C., HAGENBUCHNER, M., AND MONFARDINI, G. The graph neural network model. *IEEE Transactions on Neural Networks* 20, 1 (2008), 61–80.
- [35] SCHOLKOPF, B., AND SMOLA, A. J. *Learning with kernels: support vector machines, regularization, optimization, and beyond*. MIT press, 2001.
- [36] SHAN, Y., HOENS, T. R., JIAO, J., WANG, H., YU, D., AND MAO, J. Deep crossing: Web-scale modeling without manually crafted combinatorial features. In *Proceedings of the 22nd ACM SIGKDD International Conference on Knowledge Discovery and Data Mining* (2016), ACM, pp. 255–262.
- [37] TANG, J., ZHANG, J., YAO, L., LI, J., ZHANG, L., AND SU, Z. Arnetminer: extraction and mining of academic social networks. In *Proceedings of the 14th ACM SIGKDD international conference on Knowledge discovery and data mining* (2008), ACM, pp. 990–998.
- [38] TAY, Y., ZHANG, S., LUU, A. T., HUI, S. C., YAO, L., AND VINH, T. D. Q. Holographic factorization machines for recommendation. AAAI.
- [39] VASWANI, A., SHAZEER, N., PARMAR, N., USZKOREIT, J., JONES, L., GOMEZ, A. N., KAISER, L., AND POLOSUKHIN, I. Attention is all you need. In *Advances in neural information processing systems* (2017), pp. 5998–6008.
- [40] VELICKOVIĆ, P., CUCURULL, G., CASANOVA, A., ROMERO, A., LIO, P., AND BENGIO, Y. Graph attention networks. *arXiv preprint arXiv:1710.10903* (2017).
- [41] XIAO, J., YE, H., HE, X., ZHANG, H., WU, F., AND CHUA, T.-S. Attentional factorization machines: Learning the weight of feature interactions via attention networks. *arXiv preprint arXiv:1708.04617* (2017).
- [42] XU, K., HU, W., LESKOVEC, J., AND JEGELKA, S. How powerful are graph neural networks? *arXiv preprint arXiv:1810.00826* (2018).
- [43] YANG, T., JIN, R., CHI, Y., AND ZHU, S. Combining link and content for community detection: a discriminative approach. In *Proceedings of the 15th ACM SIGKDD international conference on Knowledge discovery and data mining* (2009), ACM, pp. 927–936.
- [44] ZHANG, M., AND CHEN, Y. Link prediction based on graph neural networks. In *Advances in Neural Information Processing Systems* (2018), pp. 5165–5175.
- [45] ZHANG, Y., JIN, R., AND ZHOU, Z.-H. Understanding bag-of-words model: a statistical framework. *International Journal of Machine Learning and Cybernetics* 1, 1-4 (2010), 43–52.