

# Hybrid Batch Attacks: Finding Black-box Adversarial Examples with Limited Queries

Fnu Suya, Jianfeng Chi, David Evans, Yuan Tian  
*University of Virginia*

## Abstract

In a black-box setting, the adversary only has API access to the target model and each query is expensive. Prior work on black-box adversarial examples follows one of two main strategies: (1) transfer attacks use white-box attacks on local models to find candidate adversarial examples that transfer to the target model, and (2) optimization-based attacks use queries to the target model and apply optimization techniques to search for adversarial examples. We propose hybrid attacks that combine both strategies, using candidate adversarial examples from local models as starting points for optimization-based attacks and using labels learned in optimization-based attacks to tune local models for finding transfer candidates. We empirically demonstrate on the MNIST, CIFAR10, and ImageNet datasets that our hybrid attack strategy reduces cost and improves success rates, and in combination with our seed prioritization strategy, enables batch attacks that can efficiently find adversarial examples with only a handful of queries.

## 1 Introduction

Machine learning (ML) models are often prone to misclassifying inputs, known as *adversarial examples* (AEs), that are crafted by perturbing a normal input in a constrained, but purposeful way. Effective methods for finding adversarial examples have been found in white-box settings, where an adversary has full access to the target model [8, 17, 24, 32, 39], as well as in black-box settings, where only API access is available [10, 21, 22, 36, 38, 43]. In this work, we aim to improve our understanding of the expected cost of black-box attacks in realistic settings. For most scenarios where the target model is only available through an API, the cost of attacks can be quantified by the number of model queries needed to find a desired number of adversarial examples. Black-box attacks often require a large number of model queries, and each query takes time to execute, in addition to incurring a service charge and exposure risk to the attacker.

Previous black-box attacks can be grouped into two cat-

egories: *transfer attacks* [35, 36] and *optimization attacks* [10, 21, 22, 38, 43]. Transfer attacks exploit the observation that adversarial examples often transfer between different models [17, 27, 29, 36, 41]. The attacker generates adversarial examples against local models using white-box attacks, and hopes they transfer to the target model. Transfer attacks use one query to the target model for each attempted candidate transfer, but suffer from *transfer loss* as local adversarial examples may not successfully transfer to the target model. Transfer loss can be very high, especially for targeted attacks where the attacker’s goal requires finding examples where the model outputs a particular target class rather than just producing misclassifications.

Optimization attacks formulate the attack goal as a black-box optimization problem and carry out the attack using a series of queries to the target model [1, 4, 10, 18, 21, 22, 28, 33, 43]. These attacks require many queries, but do not suffer from transfer loss as each seed is attacked interactively using the target model. Optimization-based attacks can have high attack success rates, even for targeted attacks, but often require many queries for each adversarial example found.

**Contributions.** Although improving query efficiency and attack success rates for black-box attacks is an active area of research for both transfer-based and optimization-based attacks, prior works treat the two types of attacks independently and fail to explore possible connections between the two approaches. We investigate three straightforward possibilities for combining transfer and optimization-based attacks (Section 3), and find that only one is generally useful (Section 4): failed transfer candidates are useful starting points for optimization attacks. This can be used to substantially improve black-box attacks in terms of both success rates and, most importantly, query cost. Compared to transfer attacks, hybrid attacks can significantly improve the attack success rate by adopting optimization attacks for the non-transfers, which increases per-sample query cost. Compared to optimization attacks, hybrid attacks significantly reduce query complexity when useful local models are available. For example, for both MNIST and CIFAR10, our hybrid attacks reduce the mean

query cost of attacking normally-trained models by over 75% compared to state-of-the-art optimization attacks. For ImageNet, the transfer attack only has 3.4% success rate while the hybrid attack approaches 100% success rate.

To improve our understanding of resource-limited black-box attacks, we simulate a *batch attack* scenario where the attacker has access to a large pool of seeds and is motivated to obtain many adversarial examples using limited resources. Alternatively, we can view the batch attacker’s goal as obtaining a fixed number of adversarial examples with fewest queries. We demonstrate that the hybrid attack can be combined with a novel seed prioritization strategy to dramatically reduce the number of queries required in batch attacks (Section 5). For example, for ImageNet, when the attacker is interested in obtaining 10 adversarial examples from a pool of 100 candidate seeds, our seed prioritization strategy can be used to save over 70% of the queries compared to random ordering of the seeds.

## 2 Background and Related Work

In this section, we overview the two main types of black-box attacks which are combined in our hybrid attack strategies.

### 2.1 Transfer Attacks

Transfer attacks take advantage of the observation that adversarial examples often transfer across models. The attacker runs standard white-box attacks on local models to find adversarial examples that are expected to transfer to the target model. Most works assume the attacker has access to similar training data to the data used for the target model, or has access to pretrained models for similar data distribution. For attackers with access to pretrained local models, no queries are needed to the target model to train the local models. Other works consider training a local model by querying the target model, sometimes referred to as *substitute training* [27, 36]. With naïve substitute training, many queries are needed to train a useful local model. Papernot et al. adopt a reservoir sampling approach to reduce the number of queries needed [36]. Li et al. use active learning to further reduce the query cost [27]. However, even with these improvements, many queries are still needed and substitute training has had limited effectiveness for complex target models.

Although adversarial examples sometimes transfer between models, transfer attacks typically have much lower success rates than optimization attacks, especially for targeted attacks. In our experiments on ImageNet, the highest transfer rate of targeted attacks observed from a single local model is 0.2%, while gradient-based attacks achieve nearly 100% success. Liu et al. improve transfer rates by using an ensemble of local models [29], but still only achieve low transfer rates (3.4% in our ImageNet experiments, see Table 3).

Another line of work aims to improve transferability by modifying the white-box attacks on the local models. Dong et

al. adopt the momentum method to boost the attack process and leads to improved transferability [15]. Xie et al. improve the diversity of attack inputs by considering image transformations in the attack process to improve transferability of existing white-box attacks [45]. Dong et al. recently proposed a translation invariant optimization method that further improves transferability [16]. We did not incorporate these methods in our experiments, but expect they would be compatible with our hybrid attacks.

### 2.2 Optimization Attacks

Optimization-based attacks work by defining an objective function and iteratively perturbing the input to optimize that objective function. We first consider optimization attacks where the query response includes full prediction scores, and categorize those ones that involve estimating the gradient of the objective function using queries to the target model, and those that do not depend on estimating gradients. Finally, we also briefly review restricted black-box attacks, where attackers obtain even less information from each model query, in the extreme, learning just the label prediction for the test input.

**Gradient Attacks.** Gradient-based black-box attacks numerically estimate the gradient of the target model, and execute standard white-box attacks using those estimated gradients. Table 1 compares several gradient black-box attacks.

The first attack of this type was the ZOO (zeroth-order optimization) attack, introduced by Chen et al. [10]. It adopts the finite-difference method with dimension-wise estimation to approximate gradient values, and uses them to execute a Carlini-Wagner (CW) white-box attack [8]. The attack runs for hundreds to thousands of iterations and takes  $2D$  queries per CW optimization iteration, where  $D$  is the dimensionality. Hence, the query cost is extremely high for larger images (e.g., over 2M queries on average for ImageNet).

Following this work, several researchers have sought more query-efficient methods for estimating gradients for executing black-box gradient attacks. Bhagoji et al. propose reducing query cost of dimension-wise estimation by randomly grouping features or estimating gradients along with the principal components given by principal component analysis (PCA) [4]. Tu et al.’s AutoZOOM attack uses two-point estimation based on random vectors and reduces the query complexity per CW iteration from  $2D$  to 2 without losing much accuracy on estimated gradients [43]. Ilyas et al.’s NES attack [21] uses a natural evolution strategy (which is in essence still random vector-based gradient estimation) [44], to estimate the gradients for use in projected gradient descent (PGD) attacks [32].

Ilyas et al.’s Bandits<sub>TD</sub> attack incorporates time and data dependent information into the NES attack [22]. Al-Dujaili et al.’s SignHunter adopts a divide-and-conquer approach to estimate the sign of the gradient and is empirically shown to be superior to the Bandits<sub>TD</sub> attack in terms of query efficiency and attack success rate [1]. Cheng et al. recently proposed improving the Bandits<sub>TD</sub> attack by incorporating gradients from

Attack	Gradient Estimation	Queries per Iteration	White-box Attack
ZOO [10]	$\hat{\mathbf{g}} = \{\hat{g}_1, \hat{g}_2, \dots, \hat{g}_D\}$ , $\hat{g}_i \approx \frac{f(\mathbf{x} + \delta \mathbf{e}_i) - f(\mathbf{x} - \delta \mathbf{e}_i)}{\delta}$	$2D$	CW [8]
Bhagoji et. al [4]	ZOO + random feature group or PCA	$\leq 2D$	FGSM [17], PGD [32]
AutoZOOM [43]	$\mathbf{u}_i \sim U$ , $\hat{\mathbf{g}} = \frac{1}{N} \sum_i^N \frac{f(\mathbf{x} + \delta \mathbf{u}_i) - f(\mathbf{x})}{\delta} \mathbf{u}_i$	$N + 1$	CW [8]
NES [21]	$\mathbf{u}_i \sim \mathcal{N}(\mathbf{0}, I)$ , $\hat{\mathbf{g}} = \frac{1}{N} \sum_i^N \frac{f(\mathbf{x} + \delta \mathbf{u}_i)}{\delta} \mathbf{u}_i$	$N$	PGD
Bandits <sub>TD</sub> [22]	NES + time/data dependent info	$N$	PGD
SignHunter [1]	Gradient sign w/ divide-and-conquer method	$2^{\lceil \log(D)+1 \rceil}$	PGD
Cheng et al. [13]	$\mathbf{u}_i \sim U$ , $\hat{\mathbf{g}} = \frac{1}{N} \sum_i^N (\sqrt{\lambda} \cdot \mathbf{v} + \sqrt{1-\lambda} \cdot \frac{(\mathbf{I} - \mathbf{v}\mathbf{v}^T)\mathbf{u}_i}{\ (\mathbf{I} - \mathbf{v}\mathbf{v}^T)\mathbf{u}_i\ _2})$	$N$	PGD

Table 1: Gradient attacks. These attacks use some method to estimate gradients and then leverage white-box attacks.  $D$  is data dimension,  $\mathbf{e}_i$  denotes standard basis,  $N$  is the number of gradient averages.  $f(\mathbf{x})$  denotes prediction confidence of image  $\mathbf{x}$ ; for targeted attacks, it denotes the confidence of target class, for untargeted attacks, it denotes confidence of original class.  $\delta$  is a small constant.  $\mathbf{v}$  is the local model gradient.  $\lambda$  is a constant controlling the strength of local and target model gradients.

Attack	Applicable Norm	Objective Function	Solution Method
Sim-BA [18]	$L_2, L_\infty$	$\min_{\mathbf{x}'} f(\mathbf{x}')$	Iterate: sample $\mathbf{q}$ from $\mathcal{Q}$ , first try $\epsilon \mathbf{q}$ , then $-\epsilon \mathbf{q}$
$\mathcal{N}$ Attack [28]	$L_2, L_\infty$	$\min_{\theta} \int l(\mathbf{x}') \pi(\mathbf{x}'   \theta) d\mathbf{x}'$	Compute $\theta^*$ , then sample from $\pi(\mathbf{x}'   \theta^*)$
Moon et al. [43]	$L_\infty$	$\max_{S \subseteq \mathcal{V}} f(\mathbf{x} + \epsilon \sum_{i \in S} \mathbf{e}_i - \epsilon \sum_{i \notin S} \mathbf{e}_i)$	Compute $S^*$ , then $\mathbf{x} + \epsilon \sum_{i \in S^*} \mathbf{e}_i - \epsilon \sum_{i \notin S^*} \mathbf{e}_i$

Table 2: Gradient-free attacks. These attacks define an objective function and obtain the AE by solving the optimization problem.  $\mathcal{Q}$  denotes set of orthonormal candidate vectors,  $l(\mathbf{x}')$  denotes cross entropy loss of image  $\mathbf{x}'$  with original label (untargeted attack) or target label (targeted attack).  $\pi(\mathbf{x}' | \theta)$  denotes distribution of  $\mathbf{x}'$  parameterized by  $\theta$ ,  $\mathcal{V}$  denotes ground set of all pixel locations. Variables with \* are locally-optimal solutions obtained by solving the corresponding optimization problems.

surrogate models as priors when estimating the gradients [13]. For our experiments (Section 4.2), we use AutoZOOM and NES as representative state-of-the-art black-box attacks.<sup>1</sup>

**Gradient-free Attacks.** Researchers have also explored search-based black-box attacks using *heuristic* methods that are not based on gradients, which we call gradient-free attacks. One line of work directly applies known heuristic black-box optimization techniques, and is not competitive with the gradient-based black-box attacks in terms of query efficiency. Alzantot et al. [2] develop a genetic programming strategy, where the fitness function is defined similarly to CW loss [8], using the prediction scores from queries to the black-box model. A similar genetic programming strategy was used to perform targeted black-box attacks on audio systems [40].

<sup>1</sup>We also tested Bandits<sub>TD</sub> on ImageNet, but found it less competitive to the earlier attacks and therefore, do not include the results in this paper. We have not evaluated SignHunter and the attack of Cheng et al. [13], but plan to include more results in the future versions and have released an open-source framework to enable other attacks to be tested using our methods.

Narodytska et al. [34] use a local neighbor search strategy, where each iteration perturbs the most significant pixel. Since the reported query efficiency of these methods is not competitive with results for gradient-based attacks, we did not consider these attacks in our experiments.

Several recent gradient-free black-box attacks (summarized in Table 2) have been proposed that can significantly outperform the gradient-based attacks. Guo et al.’s Sim-BA [18] iteratively adds or subtracts a random vector sampled from a predefined set of orthonormal candidate vectors to generate adversarial examples efficiently. Li et al.’s  $\mathcal{N}$ Attack [28] formulates the adversarial example search process as identifying a probability distribution from which random samples are likely to be adversarial. Moon et al. formulate the  $L_\infty$ -norm black-box attack with  $\epsilon$  perturbation as a problem of selecting a set of pixels with  $+\epsilon$  perturbation and applying the  $-\epsilon$  perturbation to the remaining pixels, such that the objective function defined for misclassification becomes a set maximization problem. Efficient submodular optimization

algorithms are then used to solve the set maximization problem efficiently [33]. These attacks became available after we started our experiments, so are not included in our experiments. However, our hybrid attack strategy is likely to work for these new attacks as it boosts the optimization attacks by providing better starting points, which we expect is beneficial for most attack algorithms.

**Restricted Black-box Attacks.** All the previous attacks assume the adversary can obtain complete prediction scores from the black-box model. Much less information might be revealed at each model query, however, such as just the top few confidence scores or, at worst, just the output label.

Ilyas et al. [21], in addition to their main results of NES attack with full prediction scores, also consider scenarios where prediction scores of the top- $k$  classes or only the model prediction label are revealed. In the case of partial prediction scores, attackers start from an instance in the target class (or class other than the original class) and gradually move towards the original image with the estimated gradient from NES. For the label-only setting, a surrogate loss function is defined to utilize the strategy of partial prediction scores. Brendel et al. [5] propose a label-only black-box attack, which starts from an example in the target class and performs a random walk from that target example to the seed example. This random walk procedure often requires many queries. Following this work, several researchers have worked to reduce the high query cost of random walk strategies. Cheng et al. formulate a label-only attack as an optimization problem, reducing the query cost significantly compared to the random walk [12]. Chen et al. also formulate the label-only attack as an optimization problem and show this significantly improves query efficiency [9]. Brunner et al. [6] improve upon the random walk strategy by additionally considering domain knowledge of image frequency, region masks and gradients from surrogate models.

In our experiments, we assume attackers have access to full prediction scores, but we believe our methods are also likely to help in settings where attackers obtain less information from each query. This is because the hybrid attack boosts gradient attacks by providing better starting points and is independent from the specific attack methods or the types of query feedback from the black-box model.

### 3 Hybrid Attacks

Our hybrid attacks combine the transfer and optimization methods for searching for adversarial examples. Here, we introduce the threat model of our attack, state the hypotheses underlying the attacks, and presents the general hybrid attack algorithm. We evaluate the hypotheses and attacks in Section 4.

**Threat Model.** In the black-box attack setting, the adversary does not have direct access to the target model or knowledge of its parameters, but can use API access to the target model to obtain prediction confidence scores for a limited number

of submitted queries. We assume the adversary has access to pretrained local models for the same task as the target model. These could be directly available or produced from access to similar training data and knowledge of the model architecture of the target model. The assumption of having access to pretrained local models is a common assumption for research on transfer-based attacks. A few works on substitute training [27, 36] have used weaker assumptions such as only having access to a small amount of training data, but have only been effective so far for very small datasets.

**Hypotheses.** Our approach stems from three hypotheses about the nature of adversarial examples:

*Hypothesis 1 (H1): Local adversarial examples are better starting points for optimization attacks than original seeds.* Liu et al. observe that for the same classification tasks, different models tend to have similar decision boundaries [29]. Therefore, we hypothesize that, although candidate adversarial examples generated on local models may not fully transfer to the target model, these candidates are still closer to the targeted region than the original seed and hence, make better starting points for optimization attacks.

*Hypothesis 2 (H2): Labels learned from optimization attacks can be used to tune local models.* Papernot et al. observe that generating examples crossing decision boundaries of local models can produce useful examples for training local models closer to the target model [36]. Therefore, we hypothesize that query results generated through the optimization search queries may contain richer information regarding true target decision boundaries. These new labeled inputs that are the by-product of an optimization attack can then be used to fine-tune the local models to improve their transferability.

*Hypothesis 3 (H3): Local models can help direct gradient search.* Since different models tend to have similar decision boundaries for the same classification tasks, we hypothesize that gradient information obtained from local models may also help better calibrate the estimated gradient of gradient based black-box attacks on target model.

We are not able to find any evidence to support the third hypothesis (H3), which is consistent with Liu et al.’s results [29]. They observed that, for ImageNet models, the gradients of local and target models are almost orthogonal to each other. We also tested this for MNIST and CIFAR10, conducting white-box attacks on local models and storing the intermediate images and the corresponding gradients. We found that the local and target models have almost orthogonal gradients (cosine similarity close to zero) and therefore, a naïve combination of gradients of local and target model is not feasible. One possible explanation is the noisy nature of gradients of deep learning models, which causes the gradient to be highly sensitive to small variations [3]. Although the cosine similarity is low, two recent works have attempted to combine the local gradients and the estimated gradient of the black-box

**input** : Set of seed images  $\mathbf{X}$  with labels,  
local model ensemble  $F$ ,  
target black-box model  $g$

**output** : Set of successful adversarial examples

```

1  $\mathbf{R} \leftarrow \mathbf{X}$  (remaining seeds to attack)
2  $A \leftarrow \emptyset$  (successful adversarial examples)
3  $\mathbf{Q} \leftarrow \mathbf{X}$  (fine-tuning set for local models)
4 while  $\mathbf{R}$  is not empty do
5   select and remove the next seed to attack
6    $\mathbf{x} \leftarrow \text{selectSeed}(\mathbf{R}, F)$ 
7   use local models to find a candidate adversarial
   example
8    $\mathbf{x}' \leftarrow \text{whiteBoxAttack}(F, \mathbf{x})$ 
9    $\mathbf{x}^*, S \leftarrow \text{blackBoxAttack}(\mathbf{x}, \mathbf{x}', g)$ 
10  if  $\mathbf{x}^*$  then
11     $A.\text{insert}(< \mathbf{x}, \mathbf{x}^* >)$ 
12  end
13   $\mathbf{Q}.\text{insert}(S)$ 
14  use byproduct labels to retrain local models
15   $\text{tuneModels}(F, \mathbf{Q})$ 
16 end
17 return  $A$ 

```

**Algorithm 1:** Hybrid Attack

model by a linear combination [6, 13]. However, Brunner et al. observe that straightforward incorporation of local gradients does not improve targeted attack efficiency much [6]. Cheng et al. successfully incorporated local gradients into untargeted black-box attacks, however, they do not consider the more challenging targeted attack scenario and it is still unclear if local gradients can help in more challenging cases [6]. Hence, we do not investigate this further in this paper and leave it as an open question if there are more sophisticated ways to exploit local model gradients.

**Attack Method.** Our hybrid attacks combine transfer and optimization attacks in two ways based on the first two hypotheses: we use a local ensemble to select better starting points for an optimization attack, and use the labeled inputs obtained in the optimization attack to tune the local models to improve transferability. Algorithm 1 provides a general description of the attack. The attack begins with a set of seed images  $\mathbf{X}$ , which are natural images that are correctly classified by the target model, and a set of local models,  $F$ . The attacker’s goal is to find a set of successful adversarial examples (satisfying some attacker goal, such as being classified in a target class with a limited perturbation below starting from a natural image in the source class).

The attack proceeds by selecting the next seed to attack (line 6). Section 4 considers the case where the attacker only selects seeds randomly; Section 5 considers ways more sophisticated resource-constrained attackers may improve efficiency by prioritizing seeds. Next, the attack uses the local models to find a candidate adversarial example for that seed.

When the local adversarial example is found, we first check its transferability and if the seed directly transfers, we proceed to attack the next seed. If the seed fails to directly transfer, the black-box optimization attack is then executed starting from that candidate. The original seed is also passed into the black-box attack (line 9) since the adversarial search space is defined in terms of the original seed  $\mathbf{x}$ , not the starting point found using the local models,  $\mathbf{x}'$ . This is because the space of permissible inputs is defined based on distance from the original seed, which is a natural image. Constraining with respect to the space of original seed is important because we need to make sure the perturbations from our method are still visually indistinguishable from the natural image. If the black-box attack succeeds, it returns a successful adversarial example,  $\mathbf{x}^*$ , which is added to the returned set. Regardless of success, the black-box attack produces input-label pairs ( $S$ ) during the search process which can be used to tune the local models (line 15), as described in Section 4.6.

## 4 Experimental Evaluation

In this section, we report on experiments to validate our hypothesis, and evaluate the hybrid attack methods. Section 4.1 describes the experimental setup; Section 4.2 describes the attack configuration; Section 4.3 describes the attack goal; Section 4.4 reports on experiments to test the first hypothesis from Section 3 and measure the effectiveness of hybrid attacks; Section 4.5 improves the attack for targeting robust models, and Section 4.6 evaluates the second hypothesis, showing the impact of tuning the local models using the label byproducts. For all of these, we focus on comparing the cost of the attack measured as the average number of queries needed per adversarial example found across a set of seeds. In Section 5, we revisit the overall attack costs in light of batch attacks that can prioritize which seeds to attack.

### 4.1 Datasets and Models

We evaluate our attacks on three popular image classification datasets and a variety of state-of-the-art models.

**MNIST.** MNIST [25] is a dataset of 70,000  $28 \times 28$  greyscale images of handwritten digits (0–9), split into 60,000 training and 10,000 testing samples. For our normal (not adversarially trained) MNIST models, we use the pretrained MNIST models of Bhagoji et al. [4], which typically consist of convolutional layers and fully connected layers. We use their MNIST model A as the target model, and models B–D as local ensemble models. To consider the more challenging scenario of attacking a black-box robust model, we use Madry’s robust MNIST model, which demonstrates strong robustness even against the best white-box attacks (maintaining over 88% accuracy for  $L_\infty$  attacks with  $\epsilon = 0.3$ ) [32].

**CIFAR10.** CIFAR10 [23] consists of 60,000  $32 \times 32$  RGB images, with 50,000 training and 10,000 testing samples for

object classification (10 classes in total). We train a standard DenseNet model and obtain a test accuracy of 93.1%, which is close to state-of-the-art performance. To test the effectiveness of our attack on robust models, we use Madry’s CIFAR10 Robust Model [32]. Similarly, we also use the normal CIFAR10 target model and the standard DenseNet (Std-DenseNet) model interchangeably. For our normal local models, we adopt three simple LeNet structures [26], varying the number of hidden layers and hidden units.<sup>2</sup> For simplicity, we name the three normal models NA, NB and NC where NA has the fewest parameters and NC has the most parameters. To deal with the lower effectiveness of attacks on robust CIFAR10 model (Section 4.4), we also adversarially train two deep CIFAR10 models (DenseNet, ResNet) similar to the Madry robust model as robust local models. The adversarially-trained DenseNet and ResNet models are named R-DenseNet and R-ResNet.

**ImageNet.** ImageNet [14] is a dataset closer to real-world images with 1000 categories, commonly used for evaluating state-of-the-art deep learning models. We adopt the following pretrained ImageNet models for our experiments: ResNet-50 [19], DenseNet [20], VGG-16, and VGG-19 [37] (all from <https://keras.io/applications/>). We take DenseNet as the target black-box model and the remaining models as the local ensemble.

## 4.2 Attack Configuration

For the hybrid attack, since we have both the target model and local model, we have two main design choices: (1) which white-box attacks to use for the local models, and (2) which optimization attacks to use for the target model.

**Local Model Configurations.** We choose an ensemble of local models in our hybrid attacks. This design choice is motivated by two facts: First, different models tend to have significantly different direct transfer rates to the same target model (see Figure 1), when evaluated individually. Therefore, taking an ensemble of several models helps avoid ending up with a single local model with a very low direct transfer rate. Second, consistent with the findings of Liu et al. [29] on attacking an ensemble of local models, for MNIST and CIFAR10, we find that the ensemble of normal local models yields the highest transfer rates when the target model is a normally trained model (note that this does not hold for robust target model, as shown in Figure 1 and discussed further in Section 4.5). We validate the importance of normal local ensemble against normal target model by considering different combinations of local models (i.e.,  $\binom{N}{k}, k = 1, \dots, N$ ) and checking their corresponding transfer rates and the average query cost. We adopt the same approach as proposed by Liu et al. [29] to attack multiple models simultaneously,

<sup>2</sup>We also tested with deep CNN models as our local ensembles. However, they provide only slightly better performance compared to simple CIFAR10 models, while the fine-tuning cost is much higher.

where the attack loss is defined as the sum of the individual model loss. In terms of transfer rate, we observe that a single CIFAR10 or MNIST normal model can achieve up to 53% and 35% targeted transfer rate respectively, while an ensemble of local models can achieve over 63% and 60% transfer rate. In terms of the average query cost against normal target models, compared to a single model, an ensemble of local models on MNIST and CIFAR10 can save on average 53% and 45% of queries, respectively. Since the ensemble of normal local models provides the highest transfer rate against normal target models, to be consistent, we use that configuration in all our experiments attacking normal models. We perform white-box PGD [32] attacks (100 iterative steps) on the ensemble loss. We choose the PGD attack as it gives a high transfer rate compared to the fast gradient sign method (FGSM) method [17].

**Optimization Attacks.** We use two state-of-the-art gradient estimation based attacks in our experiments: NES, a natural evolution strategy based attack [21] and AutoZOOM, an autoencoder-based zeroth-order optimization attack [43] (see Section 2.2). These two methods are selected as all of them are shown to improve upon [10] significantly in terms of query efficiency and attack success rate. We also tested with the Bandits<sub>TD</sub> attack, an improved version of the NES attack that additionally incorporates time and data dependent information [22]. However, we find that Bandits<sub>TD</sub> is not competitive with the other two attacks in our attack scenario and therefore we do not include its results here.<sup>3</sup> Both tested attacks follow an attack method which attempts queries for a given seed until either a successful adversarial example is found or the set maximum query limit is reached, in which case they terminate with a failure. For MNIST and CIFAR10, we set the query limit to be 4000 queries for each seed. AutoZOOM sets the default maximum query limit for each as 2000, however as we consider a harder attacker scenario (selecting least likely class as the target class), we decide to double the maximum query limit. NES does not contain evaluation setups for MNIST and CIFAR10 and therefore, we choose to enforce the same maximum query limit as AutoZOOM.<sup>4</sup> For ImageNet, we set the maximum query limit as 10,000 following the default setting used in the NES paper [21].

## 4.3 Attacker Goal

For MNIST and CIFAR10, we randomly select 100 images from each of the 10 classes for 1000 total images, against which we perform all black-box attacks. For ImageNet, we randomly sample 100 total images across all 1000 classes.

<sup>3</sup>For example, for the targeted attack on ImageNet, the baseline Bandits<sub>TD</sub> attack only has 88% success rate and average query cost of 51,745, which are much worse than the NES and AutoZOOM attacks.

<sup>4</sup>By running the original AutoZOOM attack with a 4000 query limit compared to their default setting of 2000, we found 17.2% and 25.4% more adversarial samples out of 1000 seeds for CIFAR10 and MNIST respectively.

Dataset	Target Model	Transfer Rate (%)	Gradient Attack	Success (%)		Queries/Seed		Queries/AE		Queries/Search	
				Base	Ours	Base	Ours	Base	Ours	Base	Ours
MNIST	Normal (T)	61.6	AutoZOOM	90.9	<b>98.8</b>	1,495	<b>294</b>	1,645	<b>298</b>	3,320	<b>789</b>
			NES	76.6	<b>88.7</b>	2,548	<b>899</b>	3,326	<b>1,014</b>	8210	<b>3,316</b>
	Robust (U)	2.9	AutoZOOM	7.2	<b>7.3</b>	3,757	<b>3,747</b>	52,182	<b>51,328</b>	87,156	<b>85,167</b>
			NES	4.5	<b>5.7</b>	3,901	<b>3,806</b>	86,695	<b>66,775</b>	159,844	<b>135,933</b>
CIFAR10	Normal (T)	63.3	AutoZOOM	92.2	<b>98.1</b>	1,131	<b>272</b>	1,227	<b>277</b>	2,165	<b>779</b>
			NES	99.1	<b>99.9</b>	1,088	<b>347</b>	1,098	<b>347</b>	1,628	<b>944</b>
	Robust (U)	9.5	AutoZOOM	64.4	<b>65.2</b>	1,700	<b>1,649</b>	2,640	<b>2,529</b>	3,091	<b>2,961</b>
			NES	<b>38.0</b>	37.9	2,815	<b>2,777</b>	7,408	<b>7,326</b>	9,796	<b>9,776</b>
ImageNet	Normal (T)	3.4	AutoZOOM	95.4	<b>98.0</b>	42,310	<b>29,484</b>	44,354	<b>30,089</b>	45,166	<b>31,174</b>
			NES	100.0	<b>100.0</b>	18,797	<b>14,430</b>	18,797	<b>14,430</b>	19,030	<b>14,939</b>

Table 3: Impact of starting from local adversarial examples (Hypothesis 1). Baseline attacks that start from the original seeds are *Base*; the hybrid attacks that start from local adversarial examples are *Ours*. The attacks against the normal models are targeted (T), and against the robust models are untargeted (U). The *Transfer Rate* is the direct transfer rate for local adversarial examples. The *Success* rate is the fraction of seeds for which an adversarial example is found. The *Queries/Seed* is the average number of queries per seed, regardless of success. *Queries/AE* is the average number of queries per successful adversarial example found, which is our primary metric. *Queries/Search* is the average number of queries per successful AE found using the gradient attack, excluding those found by direct transfer. Transfer attacks are independent from the subsequent gradient attacks and hence, transfer rates are separated from the specific gradient attacks.

**Target Class.** We evaluate targeted attacks on the normal MNIST, CIFAR10, and ImageNet models. Targeted attacks are more challenging and are generally of more practical interest. For the MNIST and CIFAR10 datasets, all of the selected instances belong to one particular original class and we select as the target class the *least likely class* of the original class given a prediction model, which should be the most challenging class to target. We define the least likely class of a class as the class which is most frequently the class with the lowest predicted probability across all instances of the class. For ImageNet, we choose the least likely class of each image as the target class. For the robust models for MNIST and CIFAR10, we evaluate untargeted attacks as these models are designed to resist untargeted attacks [30, 31]. Untargeted attacks against these models are significantly more difficult than targeted attacks against the normal models.

**Attack Distance Metric and Magnitude.** We measure the perturbation distance using  $L_\infty$ , which is the most widely used attacker strength metric in black-box adversarial examples research. Since the AutoZOOM attack is designed for  $L_2$  attacks, we transform it into an  $L_\infty$  attack by clipping the attacked image into the  $\epsilon$ -ball ( $L_\infty$  space) of the original seed in each optimization iteration. Note that the original AutoZOOM loss function is defined as  $f(x) + c \cdot \delta(x)$ , where  $f(x)$  is for misclassification (targeted or untargeted) and  $\delta(x)$  is for perturbation magnitude minimization. In our transformation to  $L_\infty$ -norm, we only optimize  $f(x)$  and clip the to  $L_\infty$ -ball of the original seed. NES is naturally an  $L_\infty$  attack. For MNIST, we choose  $\epsilon = 0.3$  following the setting in Bhagoji et al. [4]. For CIFAR10, we set  $\epsilon = 0.05$ , following the same setting in early version of NES paper [21]. For ImageNet, we set  $\epsilon = 0.05$ , as used by Ilyas et al. [21].

#### 4.4 Local Candidates Results

We test the hypothesis that local models produce useful candidates for black-box attacks by measuring the mean cost to find an adversarial example starting from both the original seed and from a candidate found using the local ensemble. Since only 100 ImageNet instances are selected, we average over 5 runs to produce more stable ImageNet results. Table 3 summarizes our results.

In nearly all cases, the cost is reduced by starting from the candidates instead of the original seeds, where candidates are generated by attacking local ensemble models. We measure the cost by the mean number of queries to the target model per adversarial example found. This is computed by dividing the total number of model queries used over the full attack on 1,000 (MNIST, CIFAR10) or 100 (ImageNet) seeds by the number of successful adversarial examples found. The overall cost is reduced by as much as 82% (AutoZOOM attack on the normal MNIST model), and for both the AutoZOOM and for NES attack methods we see the cost drops by at least one third for all of the attacks on normal models (the improvements for robust models are not significant, which we return to in Section 4.5). The cost drops for two reasons: some candidates transfer directly (which makes the query cost for that seed 1); others do not transfer directly but are useful starting points for the gradient attacks. To further distinguish the two factors, we include the mean query cost for adversarial examples found from non-transferring seeds as the last two columns in Table 3. This reduction is significant for all the attacks across the normal models, up to 76% (AutoZOOM attack on normal MNIST models).

The hybrid attack also offers success rates higher than the gradient attacks (and much higher success rates that transfer-

Target Model	Transfer Rate (%)		Attack	Target Model	Hybrid Success (%)		Cost Reduction (%)		Fraction Better (%)	
	Normal-3	Robust-2			Normal-3	Robust-2	Normal-3	Robust-2	Normal-3	Robust-2
Normal	<b>63.3</b>	17.0	AutoZOOM	Normal	<b>98.1</b>	95.6	<b>77.3</b>	68.0	<b>98.7</b>	87.4
				Robust	65.2	<b>68.7</b>	4.2	<b>21.0</b>	74.4	<b>95.6</b>
Robust	9.5	<b>40.9</b>	NES	Normal	<b>99.9</b>	99.3	<b>68.4</b>	31.4	<b>95.8</b>	80.4
				Robust	37.9	<b>45.8</b>	1.1	<b>33.7</b>	85.3	<b>96.8</b>

Table 4: Attack performance of all normal and all robust local ensembles on CIFAR10 target models. The Normal-3 ensemble is composed of the three normal models, NA, NB, and NC; the Robust-2 ensemble is composed of R-DenseNet and R-ResNet.

only attacks), but with query cost reduced because of the directly transferable examples and boosting effect on gradient attacks from non-transferable examples. For the AutoZOOM and NES attacks on normally-trained MNIST models, the attack failure rates drop dramatically (from 9.1% to 1.2% for AutoZOOM, and from 23.4% to 11.3% for NES), as does the mean query cost (from 1,645 to 298 for AutoZOOM, and from 3,326 to 1,014 for NES). Even excluding the direct transfers, the saving in queries is significant (from 3,320 to 789 for AutoZOOM, and from 8,210 to 3,316 for NES). The candidate starting points are nearly always better than the original seed. For the two attacks on MNIST, there were only at most 22 seeds out of 1,000 where the original seed was a better starting point than the candidate; the worst result is for the AutoZOOM attack against the robust CIFAR10 model where 256 out of 1,000 of the local candidates are worse starting points than the corresponding original seed.

## 4.5 Attacking Robust Models

The results in Table 3 show substantial improvements from hybrid attacks on normal models, but fail to provide improvements against the robust models. The improvements against robust models are less than 5% for both attacks on both targets, except for NES against MNIST where there is ~23% improvement. We speculate that this is due to differences in the vulnerability space between normal and robust models, which means that the candidate adversarial examples found against the normal models in the local ensemble do not provide useful starting points for attacks against a robust model. This is consistent with Tsipras et al.’s finding that robust models for image classification tasks capture key features of images while normal models capture relatively noisy features [42]. Because of the differences in extracted features, adversarial examples against robust models require perturbing key features (of the target domain) while adversarial examples can be found against normal models by perturbing irrelevant features. This would explain why we did not see improvements from the hybrid attack when targeting robust models. To validate our hypothesis on the different attack surfaces, we repeat the experiments on attacking the CIFAR10 robust model but replace the normal local models with robust local models, which are adversarially trained DenseNet and ResNet

models mentioned in Section 4.1.<sup>5</sup>

Table 4 compares the direct transfer rates for adversarial example candidates found using ensembles of normal and robust models against both types of target models. We see that using robust models in the local ensemble increases the direct transfer rate against the robust model from 9.5% to 40.9% (while reducing the transfer rate against the normal target model). We also find that the candidate adversarial examples found using robust local models also provide better starting points for gradient black-box attacks. For example, with the AutoZOOM attack, the mean cost reduction with respect to the baseline mean query (2,632) is significantly improved (from 4.2% to 21.0%). We also observe a significant increase of fraction better (percentages of seeds that starting from the local adversarial example is better than starting from the original seed) from 74.4% to 95.6%, and a slight increase in the overall success rate of the hybrid attack (from 65.2% to 68.7%). When an ensemble of robust local models is used to attack normal target models, however, the attack efficiency degrades significantly, supporting our hypothesis that robust and normal models have different attack surfaces.

**Universal Local Ensemble.** The results above validate our hypothesis that the different attack surfaces of robust and normal models causes the ineffectiveness against the robust CIFAR10 model in Table 3. Therefore, to achieve better performance, depending on the target model type, the attacker should selectively choose the local models. However, in practice, attackers may not know if the target model is robustly trained, so cannot predetermine the best local models. We next explore if a universal local model ensemble exists that works well for both normal and robust target models.

To look for the best local ensemble, we consider all 31 different combination of the 5 local models (3 normal and 2 robust) and measure their corresponding direct transfer rates against both normal and robust target models. For clarity in presentation, we only present results for the five individual models, an ensemble of the two robust models (i.e., R-DenseNet, R-ResNet), an ensemble of three normal mod-

<sup>5</sup>We did not repeat the experiments with robust MNIST local models because, without worrying about separately training robust local models, we can simply improve the attack performance significantly by tuning the local models during the hybrid attack process (see Table 6 in Section 4.6). The tuning process transforms the normal local models into more robust ones (details in Section 4.6).



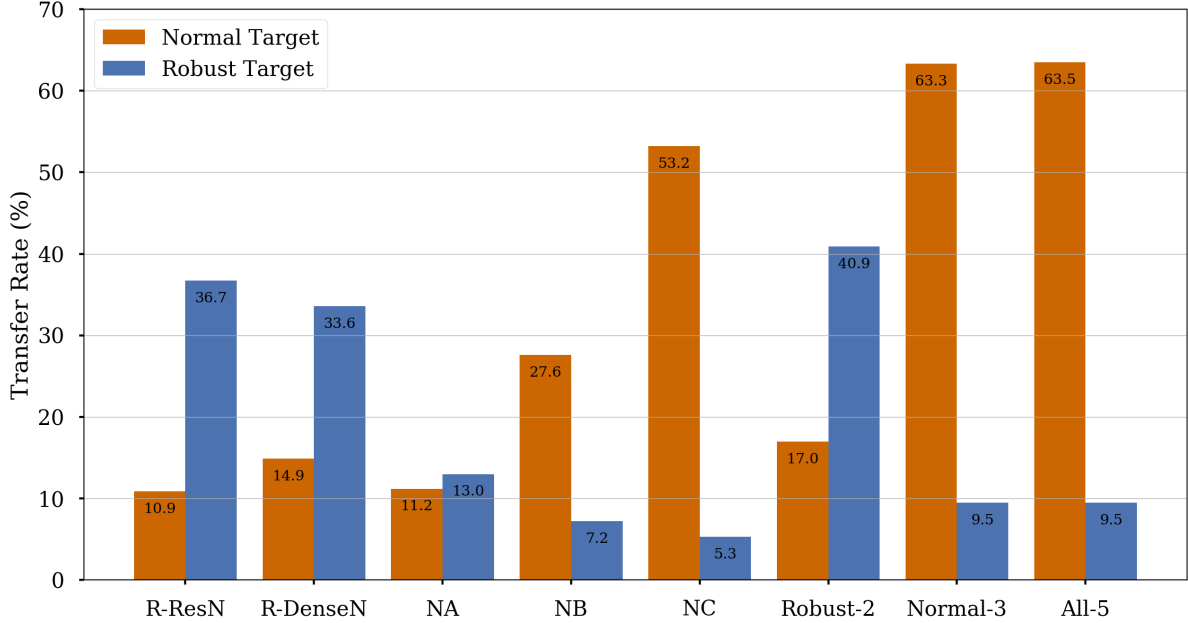


Figure 1: Transfer Rates of Different Local Ensembles. The Normal-3 ensemble is composed of the three normal models, NA, NB, and NC; the Robust-2 ensemble is composed of R-DenseNet and R-ResNet. The All-5 is composed of all of the 5 local models.

els (i.e., NA, NB, NC), and ensembles of all five local models. These five models contain the ensembles that have highest or lowest transfer rates to the target models and transfer rates of all other ensembles fit between the reported highest and lowest values. Individual models are selected to measure the impact of each model separately. Ensembles of robust models and ensembles of normal models are selected to measure the impact of grouping models with same types (i.e., robust or normal). The ensembles of five models are selected to check whether the mixture of robust and normal models can work well against both the robust and normal target models. The results are reported in Figure 1.

None of the ensemble combinations we test had relatively high direct transfer rates against both normal and robust target models. Ensemble models that have good performance against robust targets have poor performance against normal targets (e.g., ensemble of R-ResNet and R-DenseNet have 40.9% transfer rate to robust target while only 17.0% to normal target), and models have good performance against normal targets are bad against robust targets (e.g., ensemble of NA, NB and NC have 63.3% transfer rate to the normal target while only 9.5% to the robust target). Some ensembles are mediocre against both (e.g., ensemble of NA and NB, not included in Figure 1, has 36.0% transfer rate to the normal target and 11.3% to the robust target).

One possible reason for the failure of ensembles to apply to both types of target, is that when white-box attacks are applied on the mixed ensembles, the attacks still “focus” on the normal models as normal models are easier to attack (i.e., to significantly decrease the loss function). Biasing towards normal models makes the candidate adversarial example less likely to transfer to a robust target model. This conjecture is

supported by the observation that although the mixtures of normal and robust models mostly fail against robust target models, they still have reasonable transfer rates to normal target models (e.g., ensemble of 5 local models has 63.5% transfer rate to normal CIFAR10 target model while only 9.5% transfer rate to the robust target model). It might be interesting to explore if one can explicitly enforce the attack to focus more on the robust model when attacking the mixture of normal and robust models.

In practice, attackers can dynamically adapt their local ensemble based on observed results, trying different local ensembles against a particular target for the first set of attempts and measuring their transfer rate, and then selecting the one that worked best for future attacks. This simulation process adds overhead and complexity to the attack, but may still be worthwhile when the transfer success rates vary so much for different local ensembles.

For our subsequent experiments on CIFAR10 models, we use local ensembles of all normal (Normal-3: NA, NB, NC) and all robust models (Robust-2: R-ResNet, R-DenseNet) as these two give higher transfer rate to normal target and robust target models respectively.

## 4.6 Local Model Tuning

To test the hypothesis that the labels learned from optimization attacks can be used to tune local models, we measure the impact of tuning on the local models’ transfer rate.

During black-box gradient attacks, there are two different types of input-label pairs generated. One type is produced by adding small magnitudes of random noise to the current image to estimate target model gradients. The other type is

Model	Gradient Attack	Transfer Rate (%)	
		Static	Tuned
MNIST Normal (T)	AutoZOOM	60.6	<b>64.4</b>
	NES	60.6	<b>75.7</b>
MNIST Normal (U)	AutoZOOM	3.2	<b>4.0</b>
	NES	3.2	<b>4.2</b>
CIFAR10 Normal (T)	AutoZOOM	<b>63.3</b>	9.3
	NES	<b>63.3</b>	34.2
CIFAR10 Normal (U)	AutoZOOM	<b>9.5</b>	8.1
	NES	9.5	<b>10.8</b>

Table 5: Impact of Tuning Local Models on Local Model Transfer Rate (Baseline + H2): gradient attacks start from original seed. (T) means targeted attack on the target model. (U) means untargeted attack on the target model.

generated by perturbing the current image in the direction of estimated gradients. We only use the latter input-label pairs as they contain richer information about the target model boundary since the perturbed image moves towards the decision boundary. These by-products of the black-box attack search can be used to retrain the local models (line 15 in Algorithm 1). The newly generated image and label pairs are added to the original training set to form the new training set, and the local models are fine-tuned on the new training set. As more images are attacked, the training set size can quickly explode. To avoid this, when the size of new training set exceeds a certain threshold  $c$ , we randomly sample  $c$  of the training data and conduct fine-tuning using the sampled training set. For MNIST and CIFAR10, we set the threshold  $c$  as the standard training data size (60,000 for MNIST and 50,000 for CIFAR10). At the beginning of hybrid attack, the training set consists of the original seeds available to the attacker with their ground-truth labels (i.e., 1,000 seeds for MNIST and CIFAR10 shown in Section 4.2).

Algorithm 1 shows the local model being updated after every seed, but considering the computational cost required for tuning, we only update the model periodically. For MNIST, we update the model after every 50 seeds; for CIFAR10, we update after 100 seeds (we were not able to conduct the tuning experiments for the ImageNet models because of the high cost of each attack and of retraining). To check the transferability of the tuned local models, we independently sample 100 unseen images from each of the 10 classes, use the local model ensemble to find candidate adversarial examples, and test the candidate adversarial examples on the black-box target model to measure the transfer rate.

We first test whether the local model can be fine-tuned by the label by-products of baseline gradient attacks (Baseline attack + H2) by checking the transfer rate of local models before and after the fine-tuning process. We then test whether attack efficiency of hybrid attack can be boosted by fine-tuning local models during the attack process (Baseline attack + H1 + H2) by reporting their average query cost and attack success rate. The first experiment helps us to check applicability of H2 without worrying about possible interactions between H2

with other hypotheses. The second experiment evaluates how much attackers can benefit from fine-tuning the local models in combination with hybrid attacks.

We report the results of the first experiment in Table 5. For the MNIST model, we observe increases in the transfer rate of local models by fine-tuning using the byproducts of both attack methods—the transfer rate increases from 60.6% to 75.7% for NES, and from 60.6% to 64.1% for AutoZOOM. Even against the robust MNIST models, the transfer rate improves from the initial value of 3.2% to 4.0% (AutoZOOM) and 4.2% (NES). However, for CIFAR10 dataset, we observe a significant decrease in transfer rate. For the normal CIFAR10 target model, the original transfer rate is as high as 63.3%, but with fine-tuning, the transfer rate decrease significantly (decreased to 9.3% and 34.2% for AutoZOOM and NES respectively). A similar trend is also observed for the robust CIFAR10 target model. These results suggest that the examples used in the attacks are less useful as training examples for the CIFAR10 model than the original training set.

Our second experiment, reported in Table 6, combines the model tuning with the hybrid attack. Through our experiments, we observe that for MNIST models, the transfer rate also increases significantly by fine-tuning the local models. For the MNIST normal models, the (targeted) transfer rate increases from the original 60.6% to 75.1% and 76.7% for AutoZOOM and NES, respectively. The improved transfer rate is also higher than the results reported in first experiment. For the AutoZOOM attack, in the first experiment, the transfer rate can only be improved from 60.6% to 64% while in the second experiment, it is improved from 60.6% to 75.1%. Therefore, there might be some boosting effects by taking local AEs as starting points for gradient attacks. For the Madry robust model on MNIST, the low (untargeted) transfer rate improves by a relatively large amount, from the original 3.2% to 4.7% for AutoZOOM and 5.2% for NES (still a low transfer rate, but a 63% relative improvement over the original local model). The local models become more robust during the fine-tuning process. For example, with the NES attack, the local model attack success rate (attack success is defined as compromising all the local models) decreases significantly from the original 96.6% to 25.2%, which indicates the tuned local models are more resistant to the PGD attack. The improvements in transferability, obtained as a free by-product of the gradient attack, also lead to substantial cost reductions for the attack on MNIST, as seen in Table 6. For example, for the AutoZOOM attack on the MNIST normal model, the mean query cost is reduced by 37%, from 298 to 189 and the attack success rate is also increased slightly, from 98.8% for static local models to 99.3% for tuned local models. We observe similar patterns for robust MNIST model and demonstrate that Hypothesis 2 also holds on the MNIST dataset.

However, for CIFAR10, we still find no benefits from the tuning. Indeed, the transfer rate decreases, reducing both the attack success rate and increasing its mean query cost (Table 6). We do not have a clear understanding of the reasons

Model	Gradient Attack	Queries/AE		Success Rate (%)		Transfer Rate (%)	
		<i>Static</i>	<i>Tuned</i>	<i>Static</i>	<i>Tuned</i>	<i>Static</i>	<i>Tuned</i>
MNIST Normal (T)	AutoZOOM	298	<b>189</b>	98.8	<b>99.3</b>	60.6	<b>75.1</b>
	NES	1,014	<b>724</b>	88.7	<b>91.9</b>	60.6	<b>76.7</b>
MNIST Robust (U)	AutoZOOM	51,328	<b>43,402</b>	7.3	<b>8.5</b>	3.2	<b>4.7</b>
	NES	66,775	<b>51,866</b>	5.7	<b>7.8</b>	3.2	<b>5.2</b>
CIFAR10 Normal (T)	AutoZOOM	<b>277</b>	456	<b>98.1</b>	96.5	<b>63.3</b>	18.7
	NES	<b>347</b>	436	<b>99.9</b>	99.4	<b>63.3</b>	40.7
CIFAR10 Robust (U)	AutoZOOM	<b>2,529</b>	2,586	<b>65.2</b>	64.7	<b>9.5</b>	8.1
	NES	7,326	<b>7,225</b>	37.9	<b>37.9</b>	9.5	<b>10.8</b>

Table 6: Impact of Tuning Local Models. Transfer rate is measured on independently sampled test images.

the CIFAR10 tuning fails, but speculate it is related to the difficulty of training CIFAR10 models. The results returned from gradient-based attacks are highly similar to a particular seed and may not be diverse enough to train effective local models. This is consistent with Carlini et al.’s findings that MNIST models tend to learn well from outliers (e.g., unnatural images) whereas more realistic datasets like CIFAR10 tend to learn well from more prototypical (e.g., natural) examples [7]. Therefore, fine-tuning CIFAR10 models using label by-products, which are more likely to be outliers, may diminish learning effectiveness. Potential solutions to this problem include tuning the local model with mixture of normal seeds and attack by-products. One may also consider keeping some fraction of model ensembles fixed during the fine-tuning process such that when by-products mislead the tuning process, these fixed models can mitigate the problem. We leave further exploration of this for future work.

## 5 Batch Attacks

Section 4 evaluates attacks assuming an attacker wants to attack every seed from some fixed set of initial seeds. In more realistic attack scenarios, each query to the model has some cost or risk to the attacker, and the attacker’s goal is to find as many adversarial examples as possible using a limited total number of queries. Carlini et al. show that, defenders can identify purposeful queries for adversarial examples based on past queries and therefore, detection risk will increase significantly when many queries are made [11]. We call these attack scenarios *batch attacks*. To be efficient in these resource-limited settings, attackers should prioritize “easy-to-attack” seeds.

A seed prioritization strategy can easily be incorporated into the hybrid attack algorithm by defining the *selectSeed* function used in step 6 in Algorithm 1 to return the most promising seed:

$$\arg \min_{\mathbf{x} \in X} \text{EstimatedAttackCost}(\mathbf{x}, F).$$

To clearly present the hybrid attack strategy in the batch setting, we present a two-phase strategy: in the first phase, local model information is utilized to find likely-to-transfer

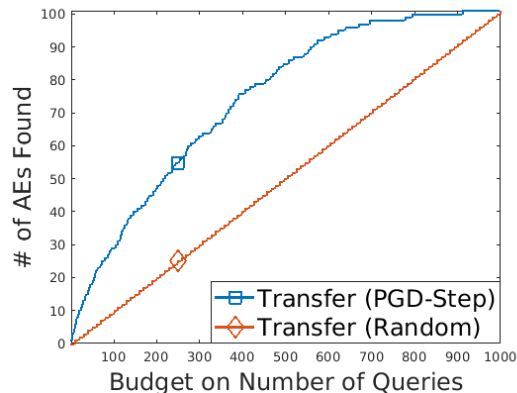
seeds; in the second phase, target model information is used to select candidates for optimization attacks. This split reduces the generality of the attack, but simplifies our presentation and analysis. Since direct transfers have such low cost (that is, one query when they succeed) compared to the optimization attacks, constraining the attack to try all the transfer candidates first does not compromise efficiency. More advanced attacks might attempt multiple transfer attempts per seed, in which case the decision may be less clear when to switch to an optimization attack. We do not consider such attacks here.

### 5.1 First Phase: Transfer Attack

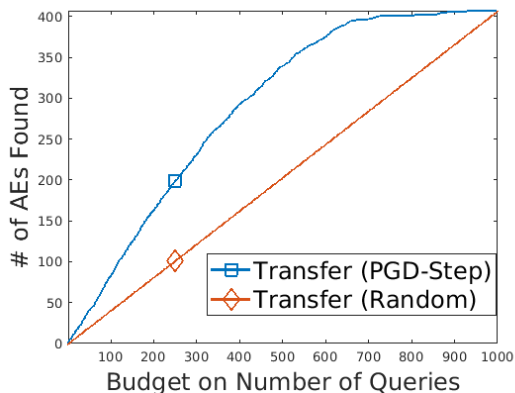
Since the first phase seeks to find direct transfers, it needs to execute without any information from the target model. The goal is to order the seeds by likelihood of finding a direct transfer before any query is done to the model. As before, we do assume the attacker has access to pretrained local models, so can use those models both to find candidates for transfer attacks and to prioritize the seeds.

Within the transfer attack phase, we use a prioritization strategy based on the number of PGD-Steps of the local models to predict the transfer likelihood of each image. We explored using other metrics based on local model information such as local model attack loss and local prediction score gap (difference in the prediction confidence of highest and second highest class), but did not find significant differences in the prioritization performance compared to PGD-Step. Hence, we only present results using PGD-Steps here.

**Prioritizing based on PGD Steps.** We surmised that the easier it is to find an adversarial example against the local models for a seed, the more likely that seed has a large vulnerability region in the target model. One way to measure this difficult is the number of PGD steps used to find a successful local adversarial example and we prioritize seeds that require less number of PGD steps. To be more specific, we first group images by their number of successfully attacked local models (e.g.,  $k$  out of  $K$  local models), and then prioritize images in each group based on their number of PGD steps used to find the adversarial examples that compromises the  $k$  local models. We prioritize adversarial examples that succeed against more



(a) Local Normal-3 Ensemble: NA, NB, NC



(b) Local Robust-2 Ensemble: R-DenseNet, R-ResNet

Figure 2: First phase (transfer only) attack prioritization (untargeted attack on robust CIFAR10 model, average over 5 runs).

Local Ensemble	Metric	First AE	Top 1%	Top 2%	Top 5%
Normal-3	Transfer (PGD-Steps)	$1.4 \pm 0.5$	$20.4 \pm 2.1$	$54.2 \pm 5.6$	$218.2 \pm 28.1$
	Transfer (Random)	$11.4 \pm 0.5$	$100.8 \pm 4.9$	$199.6 \pm 9.7$	$496.6 \pm 24.2$
Robust-2	Transfer (PGD-Steps)	$1.0 \pm 0.0$	$11.8 \pm 0.4$	$25.6 \pm 0.9$	$63.8 \pm 0.8$
	Transfer (Random)	$4.0 \pm 0.0$	$26.0 \pm 0.0$	$50.4 \pm 0.5$	$124.2 \pm 1.3$

Table 7: Impact of prioritization for first phase (robust CIFAR10 Model, average over 5 runs).

of the local models (i.e., larger value of  $k$ ) with the assumption that adversarial examples succeed on more local models tend to have higher chance to transfer to the “unknown” target model. Above prioritization strategy is the combination of the metrics of number of successfully compromised local models and PGD steps. We also independently tested the impact of each of the two metrics, and found that the PGD-step based metrics perform better than the number of successfully attacked models, and our current metric of combining the number of PGD steps and the number of successfully attacked models is more stable compared to just using the PGD steps.

**Results.** Our prioritization strategy in the first phase sorts images and each seed is queried once to obtain direct transfers. We compare with the baseline of *random* selection of seeds where the attacker queries each seed once in random order to show the advantage of prioritizing seeds based on PGD-Steps.

Figure 2 shows the results of untargeted attack<sup>6</sup> on the Madry robust CIFAR10 model for both normal and robust local model ensembles. All results are averaged over five runs. In all cases, we observe that, checking transferability with prioritized order in the first phase is significantly better than checking the transferability in random order. More quantitative information is given in Table 7. For the untargeted attack

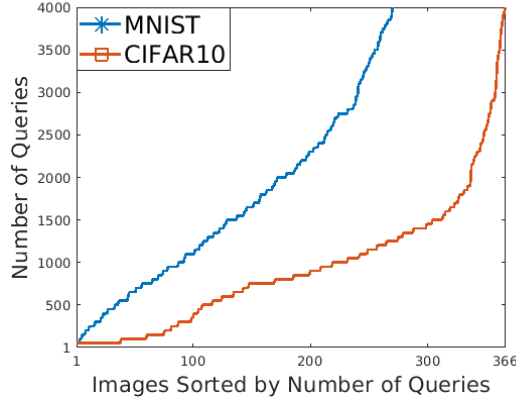
<sup>6</sup>We do not specify the black-box attacks (e.g., AutoZOOM untargeted attack) here because the attack in the first phase is executed against the local models and is independent from the chosen black-box attacks (e.g., AutoZOOM and NES) against the target models in the second phase.

on robust CIFAR10 model with the three normal local models (NA, NB, NC), when attacker is interested in obtaining 1% of the total 1,000 seeds, checking transferability with prioritized order reduces the cost substantially—with prioritization, it takes 20.4 queries on average, compared to 100.8 with random order. We observed similar patterns for other datasets and models.

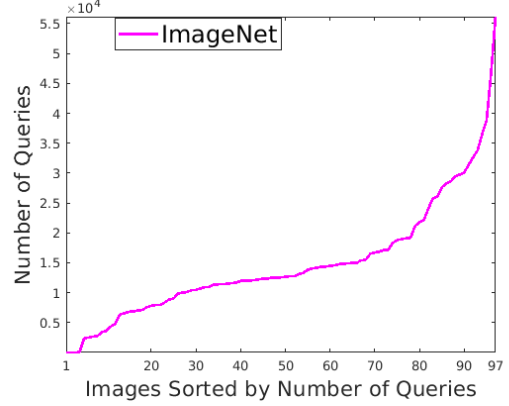
## 5.2 Second Phase: Optimization Attacks

The transfer attack used in the first phase is query efficient, but has low success rate. Hence, when it does not find enough adversarial examples, the attack continues by attempting the optimization attacks on the remaining images. In this section, we show that the cost of the optimization attacks on these images varies substantially, and then evaluate prioritization strategies to identify low-cost seeds.

**Query Cost Variance of Non-transfers.** Figure 3 shows the query distributions of non-transferable images for MNIST, CIFAR10 and ImageNet using the NES attack starting from local adversarial examples (similar patterns are observed for the AutoZOOM attack). For ImageNet, when images are sorted by query cost, the top 10% of 97 images (excluding 3 direct transfers and 0 failed adversarial examples from the original 100 images) only takes on average 1,522 queries while the mean query cost of all 100 images is 14,828. So, an attacker interested in obtaining only 10% of the total 100 seeds us-



(a) MNIST and CIFAR10



(b) ImageNet

Figure 3: Query cost of NES attack on MNIST, CIFAR10 and ImageNet models. We exclude direct transfers (successfully attacked during first phase) and seeds for which no adversarial example was found (within the 4000 query limit for MNIST and CIFAR10, and 10,000 query limit for ImageNet). All the target models are normal models with NES targeted attacks.

ing this prioritization reduces their cost by 90% compared to targeting seeds randomly. For CIFAR10, the impact is even higher, reducing the mean query cost for obtaining adversarial examples for 10% of the seeds remaining after the transfer phase by approximately 95% (from 933 to 51) over the random ordering.

**Prioritization Strategies.** These results show the potential cost savings from prioritizing seeds in batch attacks, but to be able to exploit the variance we need a way to identify low-cost seeds in advance. We consider two different strategies for estimating the attack cost to implement the estimator for the *EstimatedAttackCost* function. The first uses same local information as adopted in the first phase: low-cost seeds tend to have lower PGD steps in the local attacks. The drawback of prioritizing all seeds only based on local model information is that local models may not produce useful estimates of the cost of attacking the target model. Hence, our second prioritization strategy uses information obtained from the single query to the target model that is made for each seed in the first phase. This query results in obtaining a target model prediction score for each seed, which we use to prioritize the remaining seeds in the second phase. Specifically, we find that low-cost seeds tend to have lower loss function values, defined with respect to the target model. The assumption that an input with a lower loss function value is closer to the attacker’s goal is the same assumption that forms the basis of the optimization attacks.

Taking a targeted attack as an example, we compute the loss similarly to the loss function used in AutoZOOM [43]. For a given input  $\mathbf{x}$  and target class  $t$ , the loss is calculated as

$$l(\mathbf{x}, t) = (\max_{i \neq t} \log f(\mathbf{x})_i - \log f(\mathbf{x})_t)^+$$

where  $f(\mathbf{x})$  denotes the prediction score distribution of a seed. So,  $f(\mathbf{x})_i$  is the model’s prediction of the probability that  $\mathbf{x}$

is in class  $i$ . Similarly, for an untargeted attack with original label  $y$ , the loss is defined as  $l(\mathbf{x}, y) = \max(\log f(\mathbf{x})_y - \max_{i \neq y} \log f(\mathbf{x})_i)^+$ . Here, the input  $\mathbf{x}$  is the candidate starting point for an optimization attack. Thus, for hybrid attacks that start from a local candidate adversarial example,  $\mathbf{z}'$ , of the original seed  $\mathbf{z}$ , attack loss is computed with respect to  $\mathbf{z}'$  instead of  $\mathbf{z}$ . For the baseline attack that starts from the original seed  $\mathbf{z}$ , the loss is computed with respect to  $\mathbf{z}$ .

**Results.** We evaluate the prioritization for the second phase using the same evaluation setups as in Section 5.1. We compare the two prioritization strategies (based on local PGD steps and the target model loss) to random ordering of seeds to evaluate their effectiveness in identifying low-cost seeds. The baseline attacks (AutoZOOM and NES, starting from the original seeds) do not have a first phase transfer stage, so we defer the comparison results to next subsection, which shows performance of the combined two-phase attack.

Figure 4 shows the results for untargeted AutoZOOM attacks on the robust CIFAR10 model using both ensembles of local and robust models (results for the NES attack are not shown, but exhibit similar patterns). The target model information estimates the attack cost better than the local model information, while both prioritization strategies achieve much better performance than the random order. Quantitative results are found in Table 8. For example, for the untargeted AutoZOOM attack on robust CIFAR10 model with the Normal-3 local ensemble, an attacker who wants to obtain ten new adversarial examples (in addition to the 101 direct transfers found in the first phase) can find them using on average 1,248 queries using target model information in the second phase, compared to 3,465 queries when using only local ensemble information, and 26,336 using random ordering.

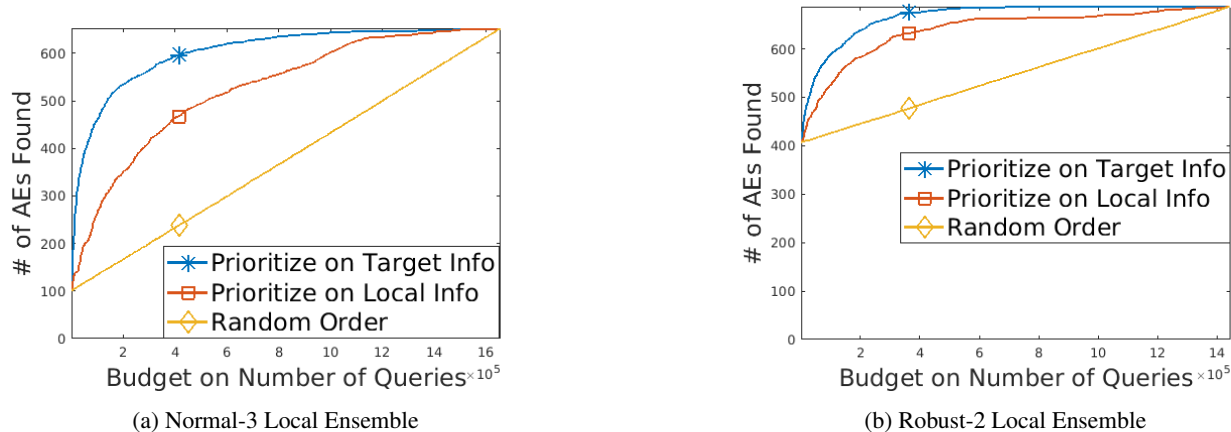


Figure 4: Impact of seed prioritization strategies in second phase (AutoZOOM untargeted attack on robust CIFAR10 model, average over 5 runs). The x-axis denotes the query budget and the y-axis denotes the number of successful adversarial examples found with the given query budget. The maximum value shown on x-axis is the sum of the query cost for attacking all the seed images (i.e., the total number of queries used to attack all 1000 seeds for CIFAR10 models). The second phase starts at 1000 queries because it begins after checking the direct transfers in the first phase.

Local Ensemble	Metric	Additional 1%	Additional 2%	Additional 5%	Additional 10%
Normal-3	Target Model Info	$1,248 \pm 93$	$1,560 \pm 147$	$2,739 \pm 118$	$6,229 \pm 336$
	Local Model Info	$3,465 \pm 266$	$4,982 \pm 274$	$29,203 \pm 4,450$	$51,962 \pm 5,117$
	Random Order	$26,336 \pm 3,486$	$58,247 \pm 3,240$	$150,060 \pm 3,415$	$301,635 \pm 6,651$
Robust-2	Target Model Info	$2,086 \pm 37$	$3,900 \pm 604$	$9,882 \pm 2,051$	$29,435 \pm 2,418$
	Local Model Info	$6,009 \pm 834$	$10,875 \pm 1,391$	$28,625 \pm 3,148$	$75,002 \pm 5,663$
	Random Order	$49,410 \pm 1,596$	$99,900 \pm 3,261$	$258,278 \pm 2,136$	$512,398 \pm 6,606$

Table 8: Impact of different prioritization strategies for optimization attacks (AutoZOOM untargeted attack on robust CIFAR10 model, average over 5 runs). For different models, their number of direct transfers varies—for Normal-3 there are 101, for Robust-2 there are 408. We report the number of queries needed to find an additional x% (10, 20, 50, and 100 out of 1000 total seeds), using the remaining seeds after the first phase (899 remaining for Normal-3, 592 remaining for Robust-2).

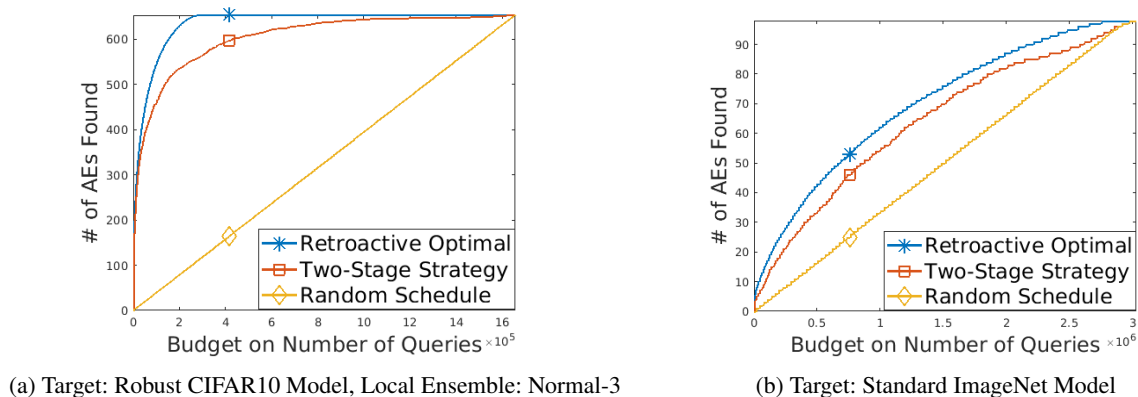
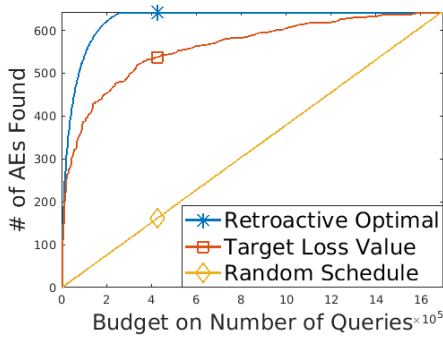


Figure 5: Comparison of two-phase seed prioritization strategy to retroactive optimal and random search strategies (AutoZOOM-based hybrid attack on robust CIFAR10 model and standard ImageNet model, average over 5 runs). The attack on ImageNet model is a targeted attack. Attack on robust CIFAR10 model is an untargeted attack.

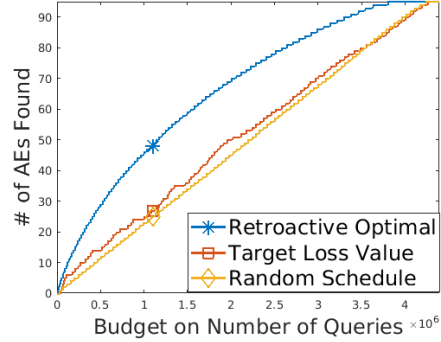


Target Model	Prioritization Method	Top 1%	Top 2%	Top 5%	Top 10%
Robust CIFAR10 (1000 Seeds)	Retroactive Optimal	$10.0 \pm 0.0$	$20.0 \pm 0.0$	$50.0 \pm 0.0$	$107.8 \pm 17.4$
	Two-Phase Strategy	$20.4 \pm 2.1$	$54.2 \pm 5.6$	$218.2 \pm 28.2$	$826.2 \pm 226.6$
	Random Scheduling	$24,054 \pm 132$	$49,372 \pm 270$	$125,327 \pm 686$	$251,917 \pm 1,37$
Standard ImageNet (100 Seeds)	Retroactive Optimal	$1.0 \pm 0.0$	$2.0 \pm 0.0$	$3,992 \pm 3,614$	$34,949 \pm 3,742$
	Two-Phase Strategy	$28.0 \pm 2.0$	$38.6 \pm 7.5$	$18,351 \pm 13,175$	$78,844 \pm 11,837$
	Random Scheduling	$15,046 \pm 423$	$45,136 \pm 1,270$	$135,406 \pm 3,811$	$285,855 \pm 8045$

Table 9: Comparison of greedy search to retroactive optimal and random search (AutoZOOM-based hybrid attack on robust CIFAR10 model and standard ImageNet model, average over 5 runs). The attack on ImageNet model is a targeted attack. Attack on robust CIFAR10 model is an untargeted attack. Columns of “Top x%” denote total number of queries needed to find x% fraction of adversarial examples out of the total candidate seeds.



(a) Target: Robust CIFAR10 Model



(b) Target: Standard ImageNet Model

Figure 6: Comparison of target loss value based seed prioritization strategy to retroactive optimal and random search strategies (AutoZOOM baseline attack on robust CIFAR10 model and standard ImageNet model, average over 5 runs).

### 5.3 Overall Attack Comparison

To further validate effectiveness of the seed prioritized two-phase strategy, we evaluate the full attack combining both phases. Based on our analysis in the previous subsections, we use the best prioritization strategies for each phase: PGD-Step in the first phase and target loss value in the second phase. For the baseline attack, we simply adopt the target loss value to prioritize seeds. We evaluate the effectiveness in comparison with two degenerate strategies:

- *retroactive optimal* (oracle) — this strategy is not realizable, but provides an upper bound for the seed prioritization. It assumes the attackers have prior knowledge of the true rank of each seed. That is, we assume an oracle *selectSeed* function that always returns the best remaining seed.
- *random* — the attacker selects candidate seeds in a random order and conducts optimization attacks exhaustively (until either success or the query limit is reached) on each seed before trying the next one. This represents traditional black-box attacks that just attack every seed.

Due to the space limitations, we only present results here for the untargeted AutoZOOM attacks on the robust CIFAR10 model with normal local models. This is a setting where the performance gain for the hybrid attack is least significant compared to other models (see Table 3), so represents the most challenging scenario for our attack. We also show results for the targeted AutoZOOM attack on standard ImageNet models. In this setting, with our hybrid attack, prioritization performance of the heuristic strategy is significantly better than the baseline strategy of random ordering. In contrast, with the baseline attack, prioritization performance of the heuristic strategy is not significant over the baseline of random ordering, and hence, the attack setting provides interesting observation between the hybrid and baseline attacks in the batch attack setting (we will show the performance of baseline attack shortly). All other results of the two black-box attacks on different datasets, different target models and different local models (only for the CIFAR10 dataset) show similar patterns and complete results are released along with our open source code.

As shown in Figure 5, the seed prioritized two-phase strategy approaches the performance to the (unrealizable) retroac-

Target Model	Prioritization Method	Top 1%	Top 2%	Top 5%	Top 10%
Robust CIFAR10 (1,000 Seeds)	Retroactive Optimal	$34.0 \pm 2.0$	$119.2 \pm 4.8$	$580.8 \pm 35.0$	$2,002 \pm 69$
	Target Loss based Strategy	$1,070 \pm 13$	$1,170 \pm 16$	$1,765 \pm 12$	$3,502 \pm 85$
	Random Scheduling	$25,005 \pm 108$	$51,325 \pm 221$	$130,284 \pm 561$	$261,883 \pm 1,128$
Standard ImageNet (100 Seeds)	Retroactive Optimal	$7,492 \pm 1,078$	$16,590 \pm 1,755$	$49,255 \pm 4,945$	$114,832 \pm 7,430$
	Target Loss based Strategy	$32,490 \pm 5,857$	$58,665 \pm 8,268$	$89,541 \pm 8,459$	$257,594 \pm 13,738$
	Random Scheduling	$22,178 \pm 705$	$66,532 \pm 2,114$	$199,595 \pm 6341$	$421,365 \pm 13,387$

Table 10: Comparison of greedy search to retroactive optimal and random search (AutoZOOM baseline attack on robust CIFAR10 model and standard ImageNet model, average over 5 runs).).

tive optimal strategy and outperforms random scheduling strategy significantly. Table 9 shows the number of queries needed to successfully attack the top 1%, top 2%, top 5% and 10% of the total candidate seeds (1000 images for CIFAR10 and 100 images for ImageNet). For the robust CIFAR10 target model, we observe that in order to obtain 10 new adversarial examples (1%), our two-phase strategy only costs on average 20 queries (not far off the 10 required by retroactive optimal), while random ordering takes 20,054 queries. Similarly, for attacks on ImageNet dataset, obtaining the first new adversarial example (1%), our two-phase strategy costs in average 28 queries while random scheduling takes in average 15,046 queries (here, the retroactive optimal strategy takes only a single query since it can always find the direct transfer).

To provide more insights on the impact of seeds prioritization, we also present results of baseline AutoZOOM attack on the robust CIFAR10 target model, following the same target selection as in hybrid attack. We show the baseline AutoZOOM attack on standard ImageNet model because performance of seed prioritization based on target loss value is not significant compared to random scheduling in this case. The results are shown in Figure 6 and Table 10.

For attacks on the robust CIFAR10 model, performance of the target loss strategy is much better than the random scheduling strategy. For example, in order to obtain 1% of the total 1,000 seeds, the target loss prioritization strategy costs 1,070 queries on average, while the random strategy consumes on average 25,005 queries, which is a 96% query savings. We also note that the retroactive optimal strategy is very effective in this case and outperforms other strategies significantly by only taking 34 queries.

Against the ImageNet model, however, the target loss based strategy offers little improvement over random scheduling when the query budget of the attacker is large (Figure 6b). On the other hand, if we check the prioritization performance on hybrid attack against ImageNet model (Figure 5b), the performance gain of the two-phase strategy over random prioritization is still very significant. We believe the main reason for this is because the baseline attack starts from the original seeds, which are natural images and ImageNet models tend to overfit to these natural images. Because of this, tar-

get loss value computed with respect to these images is less helpful in predicting their actual attack cost, which leads to poor prioritization performance. In contrast, the hybrid attack starts from local adversarial example candidates, which deviate from the natural distribution so ImageNet models are less likely to overfit to these images. Because of this, the target loss computed with respect to these seeds is better correlated with the true attack cost and the prioritization performance is improved significantly.

## 6 Conclusion

In this paper, we focus on improving our understanding of black-box attacks to machine learning classifiers. We propose a hybrid attack strategy, which combines recent transfer-based and optimization-based attacks. By evaluating on multiple datasets, we show our hybrid attack strategy improves state-of-the-art results significantly in terms of the average query cost and attack success rate, and hence provides more accurate estimation of cost of black-box adversaries. We further consider a more practical attack setting, where the attacker has limited resources and aims to find many adversarial examples with a fixed number of queries. We show that a simple seed prioritization strategy can dramatically improve the overall efficiency of hybrid attacks.

## Availability

Implementations of our attacks and all of our models and datasets are available under an open source license from (<https://github.com/suyeeecav/Hybrid-Attack>).

## Acknowledgements

This work was supported by grants from the National Science Foundation (#1619098, #1804603, and #1850479) and research awards from Baidu and Intel, and cloud computing grants from Amazon. We also want to acknowledge the anonymous reviewers for their suggestions.



## References

- [1] Abdullah Al-Dujaili and Una-May O'Reilly. There are no bit parts for sign bits in black-box attacks. *arXiv:1902.06894*, 2019.
- [2] Moustafa Alzantot, Yash Sharma, Supriyo Chakraborty, and Mani Srivastava. GenAttack: Practical black-box attacks with gradient-free optimization. In *The Genetic and Evolutionary Computation Conference*, 2019.
- [3] David Balduzzi, Marcus Frean, Lennox Leary, JP Lewis, Kurt Wan-Duo Ma, and Brian McWilliams. The shattered gradients problem: If resnets are the answer, then what is the question? In *International Conference on Machine Learning*, 2017.
- [4] Arjun Nitin Bhagoji, Warren He, Bo Li, and Dawn Song. Exploring the space of black-box attacks on deep neural networks. In *European Conference on Computer Vision*, 2019.
- [5] Wieland Brendel, Jonas Rauber, and Matthias Bethge. Decision-based adversarial attacks: Reliable attacks against black-box machine learning models. In *International Conference on Learning Representations*, 2018.
- [6] Thomas Brunner, Frederik Diehl, Michael Truong Le, and Alois Knoll. Guessing smart: Biased sampling for efficient black-box adversarial attacks. *arXiv:1812.09803*, 2018.
- [7] Nicholas Carlini, Ulfar Erlingsson, and Nicolas Papernot. Prototypical examples in deep learning: Metrics, characteristics, and utility. <https://openreview.net/forum?id=r1yx3R9tQ>, 2018.
- [8] Nicholas Carlini and David Wagner. Towards evaluating the robustness of neural networks. In *IEEE Symposium on Security and Privacy*, 2017.
- [9] Jianbo Chen and Michael I Jordan. Boundary attack+: Query-efficient decision-based adversarial attack. *arXiv:1904.02144*, 2019.
- [10] Pin-Yu Chen, Huan Zhang, Yash Sharma, Jinfeng Yi, and Cho-Jui Hsieh. ZOO: Zeroth order optimization based black-box attacks to deep neural networks without training substitute models. In *10th ACM Workshop on Artificial Intelligence and Security*, 2017.
- [11] Steven Chen, Nicholas Carlini, and David Wagner. Stateful detection of black-box adversarial attacks. *arXiv:1907.05587*, 2019.
- [12] Minhao Cheng, Thong Le, Pin-Yu Chen, Jinfeng Yi, Huan Zhang, and Cho-Jui Hsieh. Query-efficient hard-label black-box attack: An optimization-based approach. In *International Conference on Learning Representations*, 2019.
- [13] Shuyu Cheng, Yinpeng Dong, Tianyu Pang, Hang Su, and Jun Zhu. Improving black-box adversarial attacks with a transfer-based prior. *arXiv:1906.06919*, 2019.
- [14] J. Deng, W. Dong, R. Socher, L.-J. Li, K. Li, and L. Fei-Fei. ImageNet: A Large-Scale Hierarchical Image Database. In *IEEE Conference on Computer Vision and Pattern Recognition*, 2009.
- [15] Yinpeng Dong, Fangzhou Liao, Tianyu Pang, Hang Su, Jun Zhu, Xiaolin Hu, and Jianguo Li. Boosting adversarial attacks with momentum. In *IEEE Conference on Computer Vision and Pattern Recognition*, 2018.
- [16] Yinpeng Dong, Tianyu Pang, Hang Su, and Jun Zhu. Evading defenses to transferable adversarial examples by translation-invariant attacks. In *IEEE Conference on Computer Vision and Pattern Recognition*, 2019.
- [17] Ian J Goodfellow, Jonathon Shlens, and Christian Szegedy. Explaining and harnessing adversarial examples. In *International Conference on Learning Representations*, 2015.
- [18] Chuan Guo, Jacob R Gardner, Yurong You, Andrew Gordon Wilson, and Kilian Q Weinberger. Simple black-box adversarial attacks. In *International Conference on Machine Learning*, 2019.
- [19] Kaiming He, Xiangyu Zhang, Shaoqing Ren, and Jian Sun. Deep residual learning for image recognition. In *IEEE Conference on Computer Vision and Pattern Recognition*, 2016.
- [20] Gao Huang, Zhuang Liu, Laurens Van Der Maaten, and Kilian Q Weinberger. Densely connected convolutional networks. In *IEEE Conference on Computer Vision and Pattern Recognition*, 2017.
- [21] Andrew Ilyas, Logan Engstrom, Anish Athalye, and Jessy Lin. Black-box adversarial attacks with limited queries and information. In *International Conference on Machine Learning*, July 2018.
- [22] Andrew Ilyas, Logan Engstrom, and Aleksander Madry. Prior convictions: Black-box adversarial attacks with bandits and priors. In *International Conference on Learning Representations*, 2019.
- [23] Alex Krizhevsky and Geoffrey Hinton. Learning multiple layers of features from tiny images. *Technical Report*, 2009.
- [24] Alexey Kurakin, Ian Goodfellow, and Samy Bengio. Adversarial examples in the physical world. In *ICLR Workshop*, 2016.
- [25] Yann LeCun. The MNIST database of handwritten digits. <http://yann.lecun.com/exdb/mnist/>, 1998.

- [26] Yann LeCun, Léon Bottou, Yoshua Bengio, Patrick Haffner, et al. Gradient-based learning applied to document recognition. *Proceedings of the IEEE*, 86(11):2278–2324, 1998.
- [27] Pengcheng Li, Jinfeng Yi, and Lijun Zhang. Query-efficient black-box attack by active learning. In *IEEE International Conference on Data Mining*, 2018.
- [28] Yandong Li, Lijun Li, Liqiang Wang, Tong Zhang, and Boqing Gong. Nattack: Learning the distributions of adversarial examples for an improved black-box attack on deep neural networks. In *International Conference on Machine Learning*, 2019.
- [29] Yanpei Liu, Xinyun Chen, Chang Liu, and Dawn Song. Delving into transferable adversarial examples and black-box attacks. In *International Conference on Learning Representations*, 2017.
- [30] Aleksander Madry. CIFAR10 adversarial examples challenge. [https://github.com/MadryLab/cifar10\\_challenge](https://github.com/MadryLab/cifar10_challenge), July 2017.
- [31] Aleksander Madry. MNIST adversarial examples challenge. [https://github.com/MadryLab/mnist\\_challenge](https://github.com/MadryLab/mnist_challenge), June 2017.
- [32] Aleksander Madry, Aleksandar Makelov, Ludwig Schmidt, Dimitris Tsipras, and Adrian Vladu. Towards deep learning models resistant to adversarial attacks. In *International Conference on Learning Representations*, 2018.
- [33] Seungyong Moon, Gaon An, and Hyun Oh Song. Parsimonious black-box adversarial attacks via efficient combinatorial optimization. In *International Conference on Machine Learning*, 2019.
- [34] Nina Narodytska and Shiva Prasad Kasiviswanathan. Simple black-box adversarial perturbations for deep networks. In *CVPR Workshop*, 2017.
- [35] Nicolas Papernot, Patrick McDaniel, and Ian Goodfellow. Transferability in machine learning: from phenomena to black-box attacks using adversarial samples. *arXiv:1605.07277*, 2016.
- [36] Nicolas Papernot, Patrick McDaniel, Ian Goodfellow, Somesh Jha, Z Berkay Celik, and Ananthram Swami. Practical black-box attacks against machine learning. In *ACM Asia Conference on Computer and Communications Security*, 2017.
- [37] Karen Simonyan and Andrew Zisserman. Very deep convolutional networks for large-scale image recognition. In *International Conference on Learning Representations*, 2015.
- [38] Fnu Suyu, Yuan Tian, David Evans, and Paolo Papotti. Query-limited black-box attacks to classifiers. In *NIPS Workshop in Machine Learning and Computer Security*, 2017.
- [39] Christian Szegedy, Wojciech Zaremba, Ilya Sutskever, Joan Bruna, Dumitru Erhan, Ian Goodfellow, and Rob Fergus. Intriguing properties of neural networks. In *International Conference on Learning Representations*, 2014.
- [40] Rohan Taori, Amog Kamsetty, Brenton Chu, and Nikita Vemuri. Targeted adversarial examples for black box audio systems. *arXiv:1805.07820*, 2018.
- [41] Florian Tramèr, Alexey Kurakin, Nicolas Papernot, Ian Goodfellow, Dan Boneh, and Patrick McDaniel. Ensemble adversarial training: Attacks and defenses. In *International Conference on Learning Representations*, 2018.
- [42] Dimitris Tsipras, Shibani Santurkar, Logan Engstrom, Alexander Turner, and Aleksander Madry. Robustness may be at odds with accuracy. In *International Conference on Learning Representations*, 2019.
- [43] Chun-Chen Tu, Paishun Ting, Pin-Yu Chen, Sijia Liu, Huan Zhang, Hsieh Cho-Jui Yi, Jinfeng, and Shin-Ming Cheng. Autozoom: Autoencoder-based zeroth order optimization method for attacking black-box neural networks. In *AAAI Conference on Artificial Intelligence*, 2018.
- [44] Daan Wierstra, Tom Schaul, Jan Peters, and Juergen Schmidhuber. Natural evolution strategies. In *IEEE Congress on Evolutionary Computation*, 2008.
- [45] Cihang Xie, Zhishuai Zhang, Jianyu Wang, Yuyin Zhou, Zhou Ren, and Alan Yuille. Improving transferability of adversarial examples with input diversity. In *IEEE Conference on Computer Vision and Pattern Recognition*, 2019.