

# IMPROVE VARIATIONAL AUTOENCODER WITH AUXILIARY SOFTMAX MULTICLASSIFIER

Yao Li

Institute of Big Data

Fudan University

18110980007@fudan.edu.cn

## ABSTRACT

As a general-purpose generative model architecture, VAE has been widely used in the field of image and natural language processing. VAE maps high dimensional sample data into continuous latent variables with unsupervised learning. Sampling in the latent variable space of the feature, VAE can construct new image or text data. As a general-purpose generation model, the vanilla VAE can not fit well with various data sets and neural networks with different structures. Because of the need to balance the accuracy of reconstruction and the convenience of latent variable sampling in the training process, VAE often has problems known as “posterior collapse”. Images reconstructed by VAE are also often blurred. In this paper, we analyze the main cause of these problem, which is the lack of mutual information between the sample variable and the latent feature variable during the training process. To maintain mutual information in model training, we propose to use the auxiliary softmax multi-classification network structure to improve the training effect of VAE, named VAE-AS. We use MNIST and Omniglot data sets to test the VAE-AS model. Based on the test results, It can be show that VAE-AS has obvious effects on the mutual information adjusting and solving the posterior collapse problem.

## 1 INTRODUCTION

In recent years, generative model has played an important role in the field of machine learning such as natural language processing (NLP) and image processing. Compared with supervised learning for pattern recognition and classification, Unsupervised and semi-supervised generation model is used more for image synthesis, automatic text response, etc. Variational Autoencoder (VAE) (Kingma & Welling, 2013) is a typical generator model, which encodes the observed samples by an encoder, then restore the observation sample through a decoder. VAE’s feature space has good properties, compared with observed variables, the compressed latent variables encoding has the effect of dimensionality reduction and noise immunity. Latent variables capture and summarize the feature of the information better. At the same time, VAE can also generate new images or text by sampling in latent variable space and restoring by the decoder. VAE provides a good, scalable computing framework for tasks such as migration learning and more.

In the variational processing of VAE, in order to solve the problem that the posterior distribution is integrable, an approximation method of variational inference is used to calculate. VAE suppose a simple prior distribution of latent variables, and use KL-Divergence to compare the difference between the posterior and the prior distribution of the latent variable. For machine learning, the requirement for prior distribution can be seen as a regular term, which plays a role in simplifying calculations and optimizing the coding space. There are two contradictory aspects in VAE’s learning goals. On the one hand, we require that the code generated by the encoder can objectively and truly reflect the distribution of actual data. On the other hand, we also require the distribution of the code to be as simple as possible so that we can easily generate new samples. (Bowman et al., 2015; Chen et al., 2016) mentions the problem of the posterior latent variable collapse in VAE. The decoder tends to ignore the latent variable  $z$  and generate  $x$  directly. As mentioned in (Dosovitskiy & Brox, 2016), VAE tends to produce blurred images when using complex natural image datasets.

Now, the methods for solving these problems mainly include three types. The first method is to cancel hypothesis of the simple normal prior distribution in VAE and instead use a more complex and accurate distribution to describe the latent code distribution. When we know more about the actual data distribution, we can use a more explicit prior distribution, such as (Xu & Durrett, 2018) using the Mises-Fisher distribution instead of the standard normal prior distribution. The MCMC method is more accurate than variational inference but requires multiple iterations, how to combine the advantages of both and apply it to machine learning is proposed as a topic (Salimans et al., 2015; Hoffman, 2017). The second type of approach is to start with the training process of the model. In the early stages of model training, the encoder could not establish the association between the latent variable  $\mathbf{z}$  and the observed variable  $\mathbf{x}$ , this led to the occurrence of posterior latent variable collapse. In these papers (Sønderby et al., 2016; Higgins et al., 2017; Burgess et al., 2018), the weight coefficient is added before the KL-Divergence term of VAE loss function, and an annealing mechanism is used to make the KL-Divergence  $D_{KL}[q_\phi(\mathbf{z} | \mathbf{x}) || p_\theta(\mathbf{z})]$  play a small role at the beginning. When the encoder establishes an association between  $\mathbf{z}$  and  $\mathbf{x}$ , it gradually increases the alignment requirements between the approximate posterior and the prior distribution. (He et al., 2019) changes the way VAE trains encoder and decoder at the same time, use sequence training to update the decoder and encoder parameters. The third method is to use the compensation mechanism in the original optimization goal of VAE. (Zhao et al., 2017a; Dieng et al., 2018; Ma et al., 2019) added a regular term of the mutual information  $\mathcal{I}(\mathbf{z}, \mathbf{x})$  to the loss function of VAE. This method is highly targeted, but the mutual information  $\mathcal{I}(\mathbf{z}, \mathbf{x})$  is difficult to calculate and generally depends on Monte Carlo sampling for estimation. For example, (Tolstikhin et al., 2017; Zhao et al., 2017a) used the NMD-based penalty to calculate the difference between the two distributions. (Dieng et al., 2018) proposes a method based on skip model to optimize mutual information. (Ma et al., 2019) estimates mutual information based on the mutual KL-Divergence divergence(MPD).

In this article, (1) Based on the calculation process of VAE, we analyzed the causes of encode collapse and blurry problem in detail. (2) In the framework of vanilla VAE, we propose a novel method to estimate the mutual information  $\mathcal{I}(\mathbf{z}, \mathbf{x})$  and the marginal KL-Divergence  $D_{KL}(q(\mathbf{z}) || p(\mathbf{z}))$  by the auxiliary softmax MultiClassifier, noted as VAE-AS. (3) we test the validity of VAE-AS using MNIST and Omniglot data sets, and evaluate the quality of hidden variable space from various aspects.

## 2 BACKGROUND

### 2.1 VAE

VAE is a generative unsupervised model, the latent variable is learned through training. The distribution of latent variables in feature space is smooth and continuous. This means we can sample from latent variable space to generate new observable data. so latent variables can be used to implement migration learning.

Modeling the joint distribution of the latent variable  $\mathbf{z}$  and the observed variable  $\mathbf{x}$ , VAE calculates the margin distribution of  $\mathbf{x}$ . Consider the sample data set  $\mathbf{X} = \{\mathbf{x}^{(i)}\}_{i=1}^N$  consisting of  $N$  i.i.d. samples. Introduce the latent variable  $\mathbf{z}$ , the joint distribution of  $\mathbf{x}$  and  $\mathbf{z}$  is  $p_\theta(\mathbf{x}, \mathbf{z})$ . The true distribution of  $\mathbf{x}$  can be obtained by computing the margin distribution  $p_\theta(\mathbf{x}) = \int p_\theta(\mathbf{x} | \mathbf{z})p_\theta(\mathbf{z})d\mathbf{z}$ . However, this integral is often intractable, so VAE uses the approximate distribution  $q_\phi(\mathbf{x} | \mathbf{z})$  to solve the problem by variational inference.

The margin likelihood function can be written as the sum of the likelihood function for each sample point,  $\log p_\theta(\mathbf{x}^{(1)}, \dots, \mathbf{x}^{(N)}) = \sum_{i=1}^N \log p_\theta(\mathbf{x}^{(i)})$ . Combin with Jensen Inequality, for each sample  $\mathbf{x}^{(i)}$ ,

$$\begin{aligned} \log p_\theta(\mathbf{x}^{(i)}) &= \log \int p_\theta(\mathbf{x}^{(i)}, \mathbf{z})d\mathbf{z} = \log \mathbb{E}_{q_\phi(\mathbf{z}|\mathbf{x}^{(i)})} \left[ \frac{p_\theta(\mathbf{x}^{(i)}, \mathbf{z})}{q_\phi(\mathbf{z} | \mathbf{x}^{(i)})} \right] \\ &\geq \mathbb{E}_{q_\phi(\mathbf{z}|\mathbf{x}^{(i)})} \left[ \log p_\theta(\mathbf{x}^{(i)}, \mathbf{z}) - \log q_\phi(\mathbf{z} | \mathbf{x}^{(i)}) \right] = \mathcal{L}_{ELBO}(\theta, \phi; \mathbf{x}^{(i)}) \quad (1) \end{aligned}$$

where, joint distribution is  $p_\theta(\mathbf{x}, \mathbf{z}) = p_\theta(\mathbf{x} | \mathbf{z})p_\theta(\mathbf{z})$ , the evidence lower bound can be written as

$$\mathcal{L}_{ELBO}(\theta, \phi; \mathbf{X}) = \sum_{i=1}^N \left[ \mathbb{E}_{q_\phi(\mathbf{z}|\mathbf{x}^{(i)})} \left[ \log p_\theta(\mathbf{x}^{(i)} | \mathbf{z}) \right] - D_{KL} \left[ q_\phi(\mathbf{z} | \mathbf{x}^{(i)}) || p_\theta(\mathbf{z}) \right] \right] \quad (2)$$

It can be seen from the equation 2 that the loss function of VAE consists of two parts. One part of the loss is the observation  $\mathbf{x}^{(i)}$  reconstruction error, and the other part is the difference between the posterior distribution  $q_\phi(\mathbf{z}|\mathbf{x})$  and the prior distribution  $p_\theta(\mathbf{z})$ .

The prior distribution of the latent variable  $\mathbf{z}$  chosen by VAE is denoted as  $p_\theta(\mathbf{z})$ , General assumption is a multidimensional standard normal distribution  $\mathcal{N}(\mathbf{z}; \mathbf{0}, \mathbf{I})$  to facilitate sampling of the model. The complete calculation of VAE includes two processes of encoding and decoding. During the encoding process, the encoder  $q_\phi$  training fit a conditional posterior distribution of  $\mathbf{z}$  after  $\mathbf{x}$  is observed, noted as  $q_\phi(\mathbf{z} | \mathbf{x})$ . We use KL-Divergence  $D_{KL}(q_\phi(\mathbf{z} | \mathbf{x}) || p_\theta(\mathbf{z}))$  to evaluate the similarity of a prior and conditional posterior distributions of latent variable. That is, the posterior distribution generated by the encoder is required to be as close as possible to a standard normal distribution. The decoding process is to sample  $\mathbf{z} \sim p_\theta(\mathbf{z})$  from the prior distribution, then use the decoder  $p_\theta(\mathbf{x}|\mathbf{z})$  to generate a  $\mathbf{x}$  refactoring  $\hat{\mathbf{x}}$ . Compare the difference between  $\mathbf{x}$  and  $\hat{\mathbf{x}}$  as a loss function, Calculating the gradient to update parameters  $\theta, \phi$ .

The calculation of  $\log p_\theta(\mathbf{x}^{(i)}, \mathbf{z})$  in VAE depends on sampling. Specifically, for each sample  $\mathbf{x}^{(i)}$ , VAE encoder fits the variables  $\mu(\mathbf{x}^{(i)})$  and  $\sigma(\mathbf{x}^{(i)})$ , it is used to define the posterior distribution  $q_\phi(\mathbf{z} | \mathbf{x}^{(i)}) = \mathcal{N}(\mathbf{z}; \mu(\mathbf{x}^{(i)}), \sigma(\mathbf{x}^{(i)}))$  of the latent variable  $\mathbf{z}$ . Then VAE completes  $L$  samples and calculates

$$\tilde{\mathcal{L}}(\theta, \phi; \mathbf{X}) \simeq \frac{1}{N} \sum_{i=1}^N \left[ \frac{1}{L} \sum_{l=1}^L \left( \log p_\theta(\mathbf{x}^{(i)} | \mathbf{z}^{(l)}) \right) - D_{KL} \left[ q_\phi(\mathbf{z} | \mathbf{x}^{(i)}) || p_\theta(\mathbf{z}) \right] \right]$$

In order to ensure the continuity of the loss calculation, enable the inverse gradient descent training process. VAE uses the technique of reparameterization during the sampling process. First sample the random variable  $\varepsilon^{(l)}$  from  $\mathcal{N}(0, 1)$ , then let  $\mathbf{z}^{(l)} = \mu(\mathbf{x}^{(i)}) + \sigma(\mathbf{x}^{(i)}) \odot \varepsilon^{(l)}$ .

## 2.2 DISADVANTAGES OF VAE

For VAE, the latent variable space needs to have sufficient feature coding ability to express complex real distributions. The sample space is often discrete, but the encoder needs to smooth and fill the missing parts between discrete samples to generate new pictures or text. At the same time, the coding space must be conducive to sampling and likelihood calculations, which requires that the prior distribution  $p_\theta(\mathbf{z})$  is simple.

The VAE encoder encodes each discrete sample  $\mathbf{x}^{(i)}$  of  $\mathbf{X}$  into a continuous latent random variable  $\mathbf{z}$ . It can be seen that  $\mathbf{x}^{(i)}$  is mapped to a continuous area of distribution defined by  $q_\phi(\mathbf{z} | \mathbf{x}^{(i)}) = \mathcal{N}(\mathbf{z}; \mu(\mathbf{x}^{(i)}), \sigma(\mathbf{x}^{(i)}))$ . Intuitively, in the calculation of the equation equation 2, VAE hopes that the difference between the distribution of  $\mathbf{z}$  generated by each  $\mathbf{x}^{(i)}$  encoding is large to reduce the error of reconstruction. But minimizing the KL-Divergence term pushes  $q_\phi(\mathbf{z}|\mathbf{x}^{(i)})$  to a uniform standard normal distribution. These two optimization directions are contradictory, When VAE tries to reduce the reconstruction error, it is bound to increase the difference of the code distribution  $q_\phi(\mathbf{z} | \mathbf{x}^{(i)})$ , then KL-Divergence will increase. When the reduced reconstruction error is smaller than the increased KL-Divergence, VAE directly reduces the KL-Divergence without the error reduction.

Design an experiment, when feeding a completely random set of images to VAE for learning, we will find that the KL-Divergence will soon tend to 0. Because the image does not contain any rules, the VAE reconstruction error is optimized so small that it does not start at all.

There are two cases of coding collapse. One is that in the early stage of model training, because the parameters optimization of the decoder have not been completed or because the randomness of the training samples is too strong, For the above random image experiment, strong KL-Divergence constraints will result in a high optimization constraint threshold, models are easier to optimize only KL-Divergence.

Table 1: The number of active units of  $\mathbf{z}$ , changes with number of decoder network layers

ecoder Layers	1	2	3	4	5
$\text{Cov}_{p(\mathbf{x})} \left( \mathbb{E}_{q_\phi(\mathbf{z} \mathbf{x})} [z_d] \right) \geq 0.01$	23	21	17	12	8

In a more general view, the text (He et al., 2019) rewrites the ELBO to

$$\mathcal{L}_{ELBO}(\theta, \phi; \mathbf{X}) = \sum_{i=1}^N \left[ \log p_\theta(\mathbf{x}^{(i)}) - D_{KL} \left[ q_\phi(\mathbf{z} | \mathbf{x}^{(i)}) || p_\theta(\mathbf{z} | \mathbf{x}^{(i)}) \right] \right]$$

The first term in R.H.S can be seen as the maximum log likelihood of the decoder’s distribution. The KL-Divergence of the second term characterizes the degree of similarity between  $p_\theta(\mathbf{z} | \mathbf{x})$  and  $q_\phi(\mathbf{z} | \mathbf{x})$ . When the VAE is trained in the beginning, the encoder is not perfect, the correlation between  $\mathbf{z}$  and  $\mathbf{x}$  is not strong and can be regarded as an independent variable. When  $p_\theta(\mathbf{z})$  is simpler, minimizing the KL-Divergence requires  $q_\phi(\mathbf{z}_d|\mathbf{x})$  to be directly locked to  $p_\theta(\mathbf{z}_d)$ , which is,  $\mathbf{z}_d$  is independent with  $\mathbf{x}$ ,  $q_\phi(\mathbf{z}_d | \mathbf{x}^{(i)}) = q_\phi(\mathbf{z}_d) \sim \mathcal{N}(\mathbf{z}_d; 0, 1)$ , Similarly  $p_\theta(\mathbf{z}_d | \mathbf{x}^{(i)}) = p_\theta(\mathbf{z}_d) \sim \mathcal{N}(\mathbf{z}_d; 0, 1)$ ,  $D_{KL}$  item disappears on this element.

Another type of collapse is due to the lack of correlation in the model encoding, or the need of correlation for reconstruction is small, It also causes the fact that the feature space dimension exceeds the active number of latent variable. This situation is the same as the description of the variation bottleneck. Image and language coding often have autocorrelation, such as the value of a pixel in an image and the value of surrounding pixels. In the case of a strong decoder, using the autocorrelation information,  $\mathbf{x}$  can be recovered without  $\mathbf{z}$ , and in some dimension of latent variable, the KL-Divergence is directly optimized to 0 by the above method. As can be seen from the Table 1, with the increase of layers of Decoder network, the decoding ability of decoder is continuously enhanced. Encoder  $q_\phi(\mathbf{z} | \mathbf{x})$  constructs  $\mu(\mathbf{x})$  according to  $\mathbf{x}$ , The number of dimensions with larger variances of  $\mu(\mathbf{x})$  continues to decline. This shows that the higher the complexity of the Decoder, then the less information is used in the information contained in  $\mathbf{z}$ .

From the above, in order to prevent the posterior collapse, we need to increase the correlation between  $\mathbf{z}$  and  $\mathbf{x}$  in the joint distribution to prevent independent of  $\mathbf{z}$  and  $\mathbf{x}$ . The correlation in the joint distribution is mainly controlled by mutual information. The problem of blurred images is also related to mutual information. Mentioned in the article (Zhao et al., 2017b), the optimal solution to reconstruction loss of decoder for a given  $q_\phi$  is  $\mathbb{E}_{q_\phi(\mathbf{x}|\mathbf{z})} [\mathbf{x}]$ . That is to say, the reconstructed image of VAE is the expectation of a set of images, which is related to the smoothness of the latent variable distribution. The mutual information is directly related to the entropy of  $q_\phi(\mathbf{x}|\mathbf{z})$ . We prefer to think the blurry as a trade-off rather than a problem. In the article (Shwartz-Ziv & Tishby, 2017; Alemi et al., 2016) on information bottlenecks, the neuron network will have a decrease in mutual information  $I(Z, X)$  in the later stage of optimization training. It is actually an optimization that reduces overfitting. The mutual information is reduced, the smoothness of the model is higher, and the anti-noise and fitting between samples is better. As the mutual information increases, the error of model reconstruction will be smaller, but the generalization performance of the model will be worse. Therefore, for mutual information, what we need more is to better control according to the model task, rather than simply increasing or decreasing.

### 3 METHOD

#### 3.1 MUTUAL INFORMATION

According to (Hoffman & Johnson, 2016; Dieng et al., 2018), the KL-Divergence term in the ELBO of the VAE can be expressed as (See the appendix for details).

$$\frac{1}{N} \sum_{i=1}^N D_{KL}(q_\phi(\mathbf{z} | \mathbf{x}) || p_\theta(\mathbf{z})) = \mathcal{I}_{q_\phi}(\mathbf{z}, \mathbf{x}) + D_{KL}(q_\phi(\mathbf{z}) || p_\theta(\mathbf{z}))$$

where  $\mathcal{I}_{q_\phi}$  is the mutual information between  $\mathbf{x}$  and  $\mathbf{z}$ , measure the correlation between  $\mathbf{x}$  and  $\mathbf{z}$ . And  $D_{KL}(q_\phi(\mathbf{z}) || p_\theta(\mathbf{z}))$  is the KL-Divergence between code marginal distribution  $q_\phi(\mathbf{z})$  and prior distribution  $p_\theta(\mathbf{z})$ .

In order to control the mutual information and the marginal KL-Divergence more precisely, rewrite the ELBO:

$$\hat{\mathcal{L}}(\theta, \phi; \mathbf{X}) \simeq \frac{1}{N} \sum_{i=1}^N \left[ \frac{1}{L} \sum_{l=1}^L \left( \log p_{\theta}(\mathbf{x}^{(i)} | \mathbf{z}^{(l)}) \right) \right] - \alpha \mathcal{I}_{q_{\phi}}(\mathbf{z}, \mathbf{x}) - \beta D_{KL} [q_{\phi}(\mathbf{z}) || p_{\theta}(\mathbf{z})] \quad (3)$$

Where  $\alpha$  and  $\beta$  are Lagrange multiplier, By adjusting  $\alpha, \beta$ , we can adjust the performance of VAE-AS to meet different optimization requirements.

The calculation of mutual information and marginal KL-Divergence involves solving the margin distributions of  $q_{\phi}(\mathbf{z})$ . For the encoder  $q_{\phi}$ , select sample each time, the distribution of the sample  $\{\mathbf{x}^{(1)}, \dots, \mathbf{x}^{(N)}\}$  can be considered as a discrete Categorical distribution  $Cat(c^{(1)}, \dots, c^{(N)})$ , where  $c^{(1)} = \dots = c^{(N)} = \frac{1}{N}$ . We note this category distribution as  $q_{\phi}(\mathbf{x})$ . Since  $q_{\phi}(\mathbf{x} = \mathbf{x}^{(i)}) = \frac{1}{N}$ , the empirical distribution can be derived as  $q_{\phi}(\mathbf{z}) = \sum_{i=1}^N q_{\phi}(\mathbf{z} | \mathbf{x}^{(i)}) q_{\phi}(\mathbf{x} = \mathbf{x}^{(i)}) = \frac{1}{N} \sum_{i=1}^N q_{\phi}(\mathbf{z} | \mathbf{x}^{(i)})$ .  $q_{\phi}(\mathbf{z})$  is called aggregated posterior distribution (Makhzani et al., 2015), which is difficult to obtain analytical solutions. Sampling to calculate the estimate of mutual information and marginal KL-Divergence is generally (Hoffman & Johnson, 2016; Dieng et al., 2018).

We explore mutual information  $\mathcal{I}_{q_{\phi}}$  from the perspective of empirical distribution.

According to the definition of mutual information, the mutual information  $\mathcal{I}_{q_{\phi}}$  can be rewritten as:

$$\mathcal{I}_{q_{\phi}}(\mathbf{z}, \mathbf{x}) = \mathbb{E}_{q_{\phi}(\mathbf{x})} \left[ \int q_{\phi}(\mathbf{z} | \mathbf{x}) \log \frac{q_{\phi}(\mathbf{z} | \mathbf{x})}{q_{\phi}(\mathbf{z})} d\mathbf{z} \right] \quad (4)$$

For the integral term in the form equation 4, since  $q_{\phi}(\mathbf{z}) = \frac{1}{N} \sum_{i=1}^N q_{\phi}(\mathbf{z} | \mathbf{x}^{(i)})$ . we can select  $M$  sample to approximate in each training batch,  $q_{\phi}(\mathbf{z}) \simeq \frac{1}{M} \sum_{i=1}^M q_{\phi}(\mathbf{z} | \mathbf{x}^{(i)}) = \frac{1}{M} \sum_{i=1}^M \mathcal{N}(\mathbf{z}; \mu(\mathbf{x}^{(i)}), \sigma(\mathbf{x}^{(i)}))$ . But unfortunately, this method of estimation is biased, In this paper we use another method to calculate mutual information.

Observe the form of the item contained in  $\log(\cdot)$  in the equation 4. We often define the output distribution of the latent variable as  $q_{\phi}(\mathbf{z} | \mathbf{x}) = \mathcal{N}(\mathbf{z}; \mu(\mathbf{x}), \sigma(\mathbf{x}))$ , and  $q_{\phi}(\mathbf{z}) = \frac{1}{N} \sum_{i=1}^N \mathcal{N}(\mathbf{z}; \mu(\mathbf{x}^{(i)}), \sigma(\mathbf{x}^{(i)}))$ . This constitutes the form of the softmax function  $\frac{\exp(\cdot)}{\sum \exp(\cdot)}$ , and implies that the calculation of mutual information in VAE can be transformed into a multi-classification problem to solve.

### 3.2 AUXILIARY SOFTMAX MULTICLASSIFIER

In this paper, we add an auxiliary softmax multi-classifier based on VAE to solve the mutual information  $\mathcal{I}_{q_{\phi}}$ , which is called VAE-AS. For mutual information, we can write

$$\mathcal{I}_{q_{\phi}}(\mathbf{z}, \mathbf{x}) = \log N - \mathbb{E}_{q_{\phi}(\mathbf{z})} [\mathcal{H}(q_{\phi}(\mathbf{x} | \mathbf{z}))] \quad (5)$$

In order to calculate the mutual information, we need to solve  $q_{\phi}(\mathbf{x} | \mathbf{z})$  and the entropy of  $q_{\phi}(\mathbf{x} | \mathbf{z})$ . According to Bayes' theorem,  $q_{\phi}(\mathbf{x} | \mathbf{z}) = \frac{q_{\phi}(\mathbf{z} | \mathbf{x}) q_{\phi}(\mathbf{x})}{q_{\phi}(\mathbf{z})}$ , and  $q_{\phi}(\mathbf{x} = \mathbf{x}^{(i)}) = \frac{1}{N}$ ,  $q_{\phi}(\mathbf{z}) = \frac{1}{N} \sum_{i=1}^N q_{\phi}(\mathbf{z} | \mathbf{x}^{(i)})$ , we know,

$$q_{\phi}(\mathbf{x} = \mathbf{x}^{(i)} | \mathbf{z}) = \frac{q_{\phi}(\mathbf{z} | \mathbf{x}^{(i)})}{\sum_{j=1}^N q_{\phi}(\mathbf{z} | \mathbf{x}^{(j)})} \quad (6)$$

As can be seen from the discussion in the previous section, it is still difficult to directly calculate equation 6. We use the auxiliary softmax multi-classifier to fit  $q_{\phi}(\mathbf{x} | \mathbf{z})$ . First number each sample, let  $\{\mathbf{x}^{(1)}, \dots, \mathbf{x}^{(N)}\} \mapsto \{1, \dots, N\}$ . Equivalent to determining a label  $e^{(i)}$  for each sample  $\mathbf{x}^{(i)}$ , Where  $e^{(i)}$  is the one-hot variable  $[0, \dots, 0, 1, 0, \dots, 0]$  with a 1 at position  $i$ .

Based on the structure of VAE, we add a multi layer neural network  $s_{\omega}(\mathbf{e} | \mathbf{z})$  to fit the distribution  $q_{\phi}(\mathbf{x} | \mathbf{z})$ . The network  $s_{\omega}(\mathbf{e} | \mathbf{z})$  is trained in a supervised manner, we use the one-hot variable  $\mathbf{e}$  for the sample number as the supervision label. For networks with supervised learning, the activation function of the network  $s_{\omega}(\mathbf{x} | \mathbf{z})$  is the softmax function.

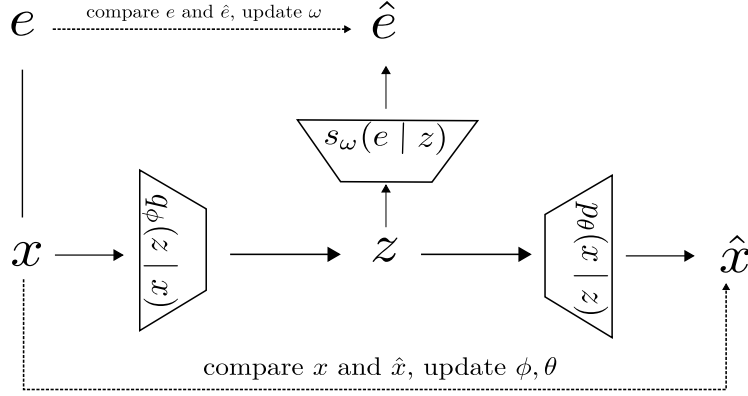


Figure 1: VAE-AS Network Structure

For each sampled  $\mathbf{z}^{(l)}$ , after a multi-layered neuron network transformation, let  $\mathbf{h}_0^{(l)} = \mathbf{z}^{(l)}$ ,  $\mathbf{h}_t^{(l)} = g(\omega_{t-1}^T \mathbf{h}_{t-1}^{(l)})$ , where  $g(\cdot)$  is activation function, such as *tanh* or *ReLU*. The output  $\mathbf{h}_o^{(l)} = \omega_t^T \mathbf{h}_t^{(l)}$ , where  $\mathbf{h}_o^{(l)}$  is  $N$  dimensions vector, The element  $i$  of  $\mathbf{h}_o^{(l)}$  is  $h_{o,i}^{(l)}$ . The auxiliary softmax multi-classifier can be written as:

$$s_\omega(\mathbf{e} = e^{(i)} | \mathbf{z}^{(l)}) = \frac{\exp(\mathbf{h}_{o,i}^{(l)})}{\sum_{j=1}^N \exp(\mathbf{h}_{o,j}^{(l)})} \quad (7)$$

Since the serial number can be seen as a random tag  $e^{(i)}$  allocated for each sample  $\mathbf{x}^{(i)}$ , The loss function is the cross entropy of the softmax function, i.e.

$$loss_s = -\frac{1}{L} \sum_{l=1}^L \sum_{j=1}^N e_j^{(i)} \log s_\omega(\mathbf{e} = e^{(j)} | \mathbf{z}^{(l)}) \quad (8)$$

Minimizing the cross entropy loss function,  $s_\omega(\mathbf{e} | \mathbf{z})$  will gradually converge to  $q_\phi(\mathbf{x} | \mathbf{z})$ . After completing the fitting of the distribution  $q_\phi(\mathbf{x} | \mathbf{z})$ , we can calculate the entropy  $\mathcal{H}(q_\phi(\mathbf{x} | \mathbf{z}))$ .

$$\mathcal{H}(q_\phi(\mathbf{x} | \mathbf{z})) = -\sum_{i=1}^N q_\phi(\mathbf{x} = \mathbf{x}^{(i)} | \mathbf{z}) \log q_\phi(\mathbf{x} = \mathbf{x}^{(i)} | \mathbf{z}) \quad (9)$$

then we can calculate the mutual information  $\mathcal{I}_{q_\phi}(\mathbf{z}, \mathbf{x})$  with equation 5.

For Calculating  $D_{KL}(q_\phi(\mathbf{z}) || p_\theta(\mathbf{z}))$ , we need calculate  $q_\phi(\mathbf{z})$ , and then estimate with Monte Carlo Sampling. After using the auxiliary softmax to estimate  $q_\phi(\mathbf{x} = \mathbf{x}^{(i)} | \mathbf{z})$ , we can estimate  $q_\phi(\mathbf{z})$  by Bayesian formula.

$$q_\phi(\mathbf{z}) = \frac{q_\phi(\mathbf{z} | \mathbf{x}^{(i)})}{N q_\phi(\mathbf{x} = \mathbf{x}^{(i)} | \mathbf{z})} \quad (10)$$

After estimating the mutual information  $\mathcal{I}_{q_\phi}(\mathbf{z}, \mathbf{x})$  and the marginal divergence  $D_{KL}(q_\phi(\mathbf{z}) || p_\theta(\mathbf{z}))$ , we can calculate ELBO as equation 3.

### 3.3 VAE-AS OPTIMIZATION

When the sample size is large, the cost of softmax multi-classification calculation is large. The amount of calculation mainly comes from two aspects, first,  $q_\phi(\mathbf{z})$  needs to calculate the sum of all categories probability, i.e. the normalized part of the denominator of the softmax function. On the other hand, from the calculation of cross entropy, too much component causes the calculation to be relatively large.

For the calculation load of the softmax function, a multi-dimensional label can be used. Given the sample  $\{\mathbf{x}^{(1)}, \dots, \mathbf{x}^{(N)}\}$ , for each  $\mathbf{x}^{(i)}$  we define multiple tags  $e_{t_1}^{(v)}, \dots, e_{t_K}^{(v)}$ . Each class of label  $e_{t_k}^{(v)}$  belongs to a discrete Categorical distribution  $Cat(c_{k,1}, \dots, c_{k,V})$ , where  $c_{k,1} = \dots = c_{k,V} = \frac{1}{V}$ ,  $V$  is the number of categories for each single-dimension label, we can let  $V < N$ . For each dimension label, fit the softmax output separately,

$$s_{\omega_{e_{t_k}}} (e_{t_k}^{(v)} = 1 \mid \mathbf{z}^{(l)}) = \frac{\exp(\mathbf{h}_{e_{t_k},v}^{(l)})}{\sum_{w=1}^V \exp(\mathbf{h}_{e_{t_k},w}^{(l)})}$$

Construct vector  $u_{e_{t_k}} = \{s_{\omega_{e_{t_k}}} (e_{t_k}^{(1)} = 1 \mid \mathbf{z}^{(l)}), \dots, s_{\omega_{e_{t_k}}} (e_{t_k}^{(V)} = 1 \mid \mathbf{z}^{(l)})\}$ , The Cartesian product of  $u_{e_{t_1}}, \dots, u_{e_{t_K}}$  is the fit of  $q_\phi(\mathbf{x} \mid \mathbf{z}^{(l)})$ .

Intuitively, each randomly assigned label can be seen as a sample identifier. The goal of the softmax multi-classifier is to learn this identifier through training, which is expressed in probabilistic form as  $q_\phi(\mathbf{x} \mid \mathbf{z})$ . In the structure of VAE, when the distributions mapped by one sample  $\mathbf{x}^{(i)}$  and another sample  $\mathbf{x}^{(j)}$  are far away in the latent variable space, i.e.  $\mathbf{x}^{(i)}$  and  $\mathbf{x}^{(j)}$  are quite different, Even if the identity of the two is same, it will not affect the system's fit of  $q_\phi(\mathbf{x} \mid \mathbf{z})$ . In other words, the number of label categories we randomly select for the sample can be smaller than the actual number of samples. If we select the number of tag categories as  $V$ , refer to the entropy  $\mathcal{H}(q_\phi(\mathbf{x} \mid \mathbf{z}))$  for equation 9, The maximum entropy of the fitted distribution is  $\log V$ , which is the case where the fitting distribution is completely indistinguishable from the uniform probability value of  $\mathbf{x}$ . From  $0 < \mathcal{I}_{q_\phi(\mathbf{z}, \mathbf{x})} < \log N$  (see Appendix for details), The maximum value of the mutual information  $\mathcal{I}_{q_\phi}$  and the maximum value of  $\mathbb{E}_{q_\phi(\mathbf{z})} \mathcal{H}(q_\phi(\mathbf{x} \mid \mathbf{z}))$  is same, i.e.  $\log N$ . The maximum mutual information that we can provide by using the  $V$  tag category through the auxiliary softmax multi-classifier is  $\log V$ . Since the log function grows very slowly, selecting  $V$  categories smaller than  $N$  will not affect the VAE-AS's mutual information so much.

## 4 RELATED WORK

The method for reducing the collapse of latent variables given in (Dieng et al., 2018) is also developed around adding the model's mutual information  $\mathcal{I}_p(\mathbf{x}, \mathbf{z})$ . The method is divided into two steps, First, the Skip Network is used to make the latent variables participate in the calculation of each hidden layer output of the subsequent decoder. Then the author also adds constraints of mutual information in the loss function. The author discusses that the mutual information of Skip Network is greater than the mutual information of VAE, i.e.  $\mathcal{I}_{q_\phi}^{SKIP-VAE}(\mathbf{z}, \mathbf{x}) \geq \mathcal{I}_{q_\phi}^{VAE}(\mathbf{z}, \mathbf{x})$

The text (Ma et al., 2019) optimizes the learning of the feature layer by adding regularization regular terms to the ELBO of the variation. The author proposed mutual KL-Divergence between a pair of data to measure the diversity of posteriors.

$$MPD = \mathbb{E}_{\mathbf{x}^{(1)}, \mathbf{x}^{(2)} \sim p(\mathbf{x})} \left[ D_{KL} \left( q_\phi(\mathbf{z} \mid \mathbf{x}^{(1)}) \parallel q_\phi(\mathbf{z} \mid \mathbf{x}^{(2)}) \right) \right]$$

In addition to optimizing the ELBO of the VAE, the optimization goal also requires maximizing  $MPD$ . In the article (Ma et al., 2019), the author gives the proof, The mutual posterior diversity (MPD) is actually a symmetric version of the mutual information  $\mathcal{I}_{q_\phi}(\mathbf{z}, \mathbf{x})$ . Therefore, the method of (Ma et al., 2019) is the same as (Dieng et al., 2018), both of them add regular items of mutual information based on VAE to improve the optimization effect. The MPD optimization requires that for different samples, the distribution difference after encoding should be as large as possible. This paper requires the sample to be discriminated as another sample after encoding as low as possible, then the difference in distribution after sample encoding is also required to be as large as possible.

(Tolstikhin et al., 2017; Zhao et al., 2017a) mentions the use of Maximum Mean Discrepancy (MMD) to estimate the distance between distributions  $q_\phi(\mathbf{z})$  and  $p_\theta(\mathbf{z})$ , the focus remains on the estimate of  $q_\phi(\mathbf{z})$ . MMD uses a kernel function to estimate the distance between different sample points, which is similar in form to the softmax's solution.

All of the above methods require the calculation of  $q_\phi(\mathbf{z})$  in the training batch. If the batch\_size of the training batch is too small, the estimated bias of the mutual information  $\mathcal{I}_{q_\phi}$  will be larger.

When the number of batches is large, such as estimating the distribution difference by MMD, if all  $N$  samples are used as batch calculations, The calculation of the  $O(N^2)$  kernel function is required, and the cost of the calculation is relatively large.

In this paper, VAE-AS removes the batch constraints by constructing a softmax classification network, and uses the parameters of the classification network to save the differences between different sample codes. Through the calculation of multi-dimensional labels, we can effectively reduce the number of complex exponential operations. Although cross entropy still requires calculations for individual sample labels, but we can reduce the calculation of cross entropy by reducing the number of label categories.

## 5 EMPIRICAL RESULTS

### 5.1 DATASET

To test the actual effect of VAE-AS, we selected two reference data sets of image, MNIST (LeCun et al., 1998) and Omniglot (Lake et al., 2013; Burda et al., 2015). The MNIST data set includes 70,000 binary black and white handwritten digital images, for MNIST, 55,000 for training and 10,000 for testing. The Omniglot data set contains 1623 different handwritten characters from 50 different alphabets. The training set has 24345 samples, and test set has 8069 samples. Each characters was drawn online by 20 different people. The image size of both data sets is  $28 \times 28$

### 5.2 ESTIMATE MUTUAL INFORMATION AND MARGINAL DIVERGENCE

Firstly, we use of VAE-AS to estimate mutual information  $\mathcal{I}_{q_\phi}(\mathbf{z}, \mathbf{x})$  and marginal divergence  $D_{KL}(q_\phi(\mathbf{z}) \parallel p_\theta(\mathbf{z}))$ . For the dataset MNIST (LeCun et al., 1998), Construct encoders, decoders and classifiers using MLP, the number of layers is 2, 3, 2, the number of hidden layers is chosen to be 500. the dimension of  $\mathbf{z}$  is set to 40, mini-batches is set to 100 and iteration epochs is set to 120.

Set the number of softmax labels to the full sample size of training set of MNIST 55000, using VAE-AS to estimate mutual information  $\mathcal{I}_{q_\phi}(\mathbf{z}, \mathbf{x})$  and marginal divergence  $D_{KL}(q_\phi(\mathbf{z}) \parallel p_\theta(\mathbf{z}))$ . The test is notted as VAE-AS<sub>55000</sub>.

From the model, for each sample  $\mathbf{x}^{(i)}$ ,  $\mu(\mathbf{x}^{(i)})$  and  $\sigma(\mathbf{x}^{(i)})$  is generated, Using Monte Carlo method to estimate  $\mathcal{I}_{q_\phi}(\mathbf{z}, \mathbf{x})$  and  $D_{KL}(q_\phi(\mathbf{z}) \parallel p_\theta(\mathbf{z}))$ , the method is same as (Hoffman & Johnson, 2016), Set sample number of Monte Carlo to  $S$ , Sampling 55000, 10000, 5000, 1000, 500, 100to estimate mutual information and marginal divergence.

To compare the results, we set the number of softmax labels to 10000, performe a comparison test VAE-AS<sub>10000</sub>. The test results are shown in Figure 2:

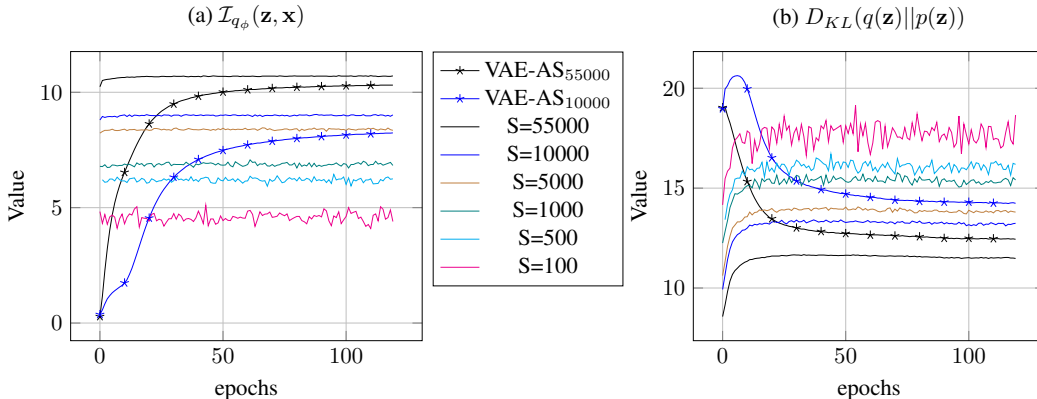


Figure 2: Estimate mutual information and marginal KL-Divergence.

From the Figure 2 we can see, for the Monte Carlo method, as the number of samples drops, whether the mutual information  $\mathcal{I}_{q_\phi}(\mathbf{z}, \mathbf{x})$  or marginal divergence  $D_{KL}(q_\phi(\mathbf{z}) \parallel p_\theta(\mathbf{z}))$ , will produce large



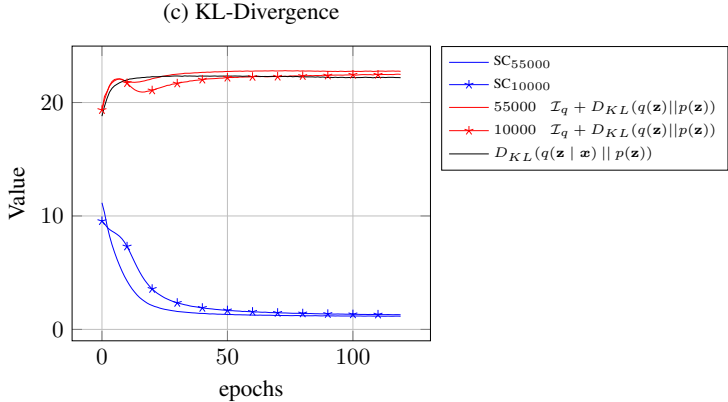


Figure 3: Estimate KL-Divergence.

bias. And in the case of a small sample, Monte Carlo method will introduce a large variance due to sampling. Generally limited by computing resources, we can't choose too much for mini-batch size during training. Using VAE-AS to fit  $q_\phi(\mathbf{x} = \mathbf{x}^{(i)} | \mathbf{z})$ , then estimating mutual information  $\mathcal{I}_{q_\phi}(\mathbf{z}, \mathbf{x})$  and marginal divergence  $D_{KL}(q_\phi(\mathbf{z}) || p_\theta(\mathbf{z}))$ . The estimated results are close to the large sample size Monte Carlo method. Since VAE-AS only needs a large vocabulary, the dimension of the classification label is single-dimensional, the demand for computation space can generally be satisfied.

The third figure depicts the sum of mutual information  $\mathcal{I}_{q_\phi}(\mathbf{z}, \mathbf{x})$  and marginal divergence  $D_{KL}(q_\phi(\mathbf{z}) || p_\theta(\mathbf{z}))$ , compare with KL-Divergence  $D_{KL}(q_\phi(\mathbf{z} | \mathbf{x}) || p_\theta(\mathbf{z}))$ . It can be seen that the sum of mutual information and marginal divergence has a good convergence to the mean of KL-Divergence. Where SC is softmax cross-entropy.

### 5.3 RESULTS

We tested the results of different parameters  $\alpha$  and  $\beta$  on VAE-AS optimization. The encoder inference network  $q_\phi(\mathbf{z} | \mathbf{x})$ , the decoder generation network  $p_\theta(\mathbf{x} | \mathbf{z})$  and the classifier network  $s_\omega(\mathbf{e} | \mathbf{x})$  are both constructed using multiple hidden layer neural networks MLP, the number of layers is 2, 5, 2. The number of hidden layers is chosen to be 500. the dimension of  $\mathbf{z}$  is set to 40, mini-batches is set to 128 and iteration epochs is set to 300. No other regular constraints are set.

In the test metrics,  $NLL_{test}$  is a non-negative likelihood based on the test set evaluation. Using the method described in (Burda et al., 2015), the number of samples is 4096.  $KL_{test}$  is the KL-Divergence  $D_{KL}[q_\phi(\mathbf{z} | \mathbf{x}^{(i)}) || p_\theta(\mathbf{z})]$  based on the test set. AU is the number of active units of the latent variable  $\mathbf{z}$ , for this indicator we use the definition in (Burda et al., 2015):

$$AU = \sum_{d=1}^D \mathbb{I}\{\text{Cov}_{p(\mathbf{x})}(\mathbb{E}_{q_\phi(\mathbf{z}|\mathbf{x})}[\mathbf{z}_d]) \geq \varepsilon\}$$

Where  $\mathbb{I}(\cdot)$  is the indicator function,  $D$  is the dimension of the latent variable  $\mathbf{z}$ ,  $\mathbf{z}_d$  is the element  $d$  of  $\mathbf{z}$ ,  $\varepsilon$  is the judgment threshold, is set to 0.01.  $NLL_{train}$ ,  $KL_{train}$  is the reconstruction error and KL-Divergence based on the training set. MI is mutual information  $\mathcal{I}_{q_\phi}(\mathbf{z}, \mathbf{x})$ , MD is marginal divergence  $D_{KL}(q_\phi(\mathbf{z}) || p_\theta(\mathbf{z}))$ , estimated by VAE-AS during training. SC is softmax cross-entropy.

The test results are shown in the Table 2. The test is divided into two phases. We fixed  $\alpha$  to 1 and tested the effect of  $\beta$  adjustment on model training and testing. In the second phase, fix  $beta = 1$ , test the effect of the change of  $\alpha$ .

In VAE, the marginal divergence  $D_{KL}(q_\phi(\mathbf{z}) || p_\theta(\mathbf{z}))$  controls the overall shape of the latent variable distribution. The larger  $D_{KL}(q_\phi(\mathbf{z}) || p_\theta(\mathbf{z}))$ , the more scattered the latent variable distribution of  $\mathbf{z}$ , i.e. the larger the variance of the distribution, more conducive to the training of the model. From Table 2 we can see, if the mutual information  $\mathcal{I}_{q_\phi}(\mathbf{z}, \mathbf{x})$  is close, Increasing  $D_{KL}(q_\phi(\mathbf{z}) || p_\theta(\mathbf{z}))$  is

Table 2: Adjust VAE-AS optimization effect by  $\alpha$  and  $\beta$ 

Method	$\alpha$	$\beta$	NNL <sub>test</sub>	KL <sub>test</sub>	AU	NNL <sub>train</sub>	KL <sub>train</sub>	MI	MD	SC
VAE	-	-	100.99	18.39	8	73.45	18.57	-	-	-
VAE-AS	1.0	1.0	96.32	21.84	11	71.66	21.22	10.78	10.66	0.35
VAE-AS	1.0	0.1	116.61	64.70	36	58.39	65.70	10.86	54.89	0.11
VAE-AS	1.0	0.2	106.92	46.99	25	61.16	45.14	10.87	34.35	0.12
VAE-AS	1.0	0.5	96.63	29.52	18	65.64	29.40	10.83	18.71	0.22
VAE-AS	1.0	2.0	101.34	15.68	7	81.61	15.87	10.58	5.78	0.82
VAE-AS	1.0	5.0	141.38	5.35	2	145.04	5.56	3.34	2.27	7.62
VAE-AS	0.1	1.0	97.22	21.53	11	72.13	21.22	10.80	10.63	0.31
VAE-AS	0.2	1.0	97.51	21.23	10	71.84	20.92	10.81	10.32	0.31
VAE-AS	0.5	1.0	98.23	21.57	10	72.23	20.91	10.80	10.32	0.33
VAE-AS	2.0	1.0	96.56	21.13	11	71.85	20.99	10.75	10.48	0.41
VAE-AS	5.0	1.0	97.33	20.38	10	75.94	19.79	10.44	9.80	0.93
VAE-AS	10.0	1.0	104.69	21.84	10	93.05	20.28	9.00	12.60	3.23

more advantageous for optimizing the reconstruction error. Because the marginal divergence focuses on the integrity of the code distribution. So with regard to  $\beta$ , there is little difference in the effect of reconstruction bias on the training set and the test set. But if the difference between the encoder marginal distribution and the prior distribution is far away, Sampling and Calculating based prior distribution is poor quality.

When  $\beta$  is fixed to 1, it can be seen from the Table 2 that the change in  $\alpha$  affects the performance of the model generalization. As can be seen from the equation 5, the size of the mutual information  $\mathcal{I}_{q_\phi}(\mathbf{z}, \mathbf{x})$  depends on entropy  $\mathcal{H}(q_\phi(\mathbf{x} | \mathbf{z}))$ , and  $\mathcal{H}(q_\phi(\mathbf{x} | \mathbf{z}))$  depends on degree of overlap between two encoding conditional distribution  $q_\phi(\mathbf{z} | \mathbf{x}^{(i)})$  and  $q_\phi(\mathbf{z} | \mathbf{x}^{(j)})$ . More directly related to the variance of the encoder output  $\sigma(\mathbf{x})$ , The smaller the  $\sigma(\mathbf{x})$ , the smaller the degree of overlap, the higher the certainty, the greater the mutual information. So in the Table 2, if  $D_{KL}(q_\phi(\mathbf{z}) || p_\theta(\mathbf{z}))$  is close. The larger the mutual information  $\mathcal{I}_{q_\phi}(\mathbf{z}, \mathbf{x})$ , the smaller the reconstruction error of the training. But the decrease in training error caused by the increase of  $\mathcal{I}_{q_\phi}(\mathbf{z}, \mathbf{x})$  is for a single sample. Then it can't be reproduced on the test set, which is actually a case of overfitting. According to the information bottleneck theory (Alemi et al., 2016), we should minimize the mutual information to optimize model generalization while achieving the optimization goal. However, the larger  $\alpha$  value, the mutual information  $\mathcal{I}_{q_\phi}(\mathbf{z}, \mathbf{x})$  included in the latent variable space is smaller, and the number of active encodings is smaller, the problem of posterior collapse is more likely to occur. This is because the strong mutual information constraint limits the optimization threshold of the encoder.

In the training process of VAE-AS, the values of  $\mathcal{I}_{q_\phi}(\mathbf{z}, \mathbf{x})$  and  $D_{KL}(q_\phi(\mathbf{z}) || p_\theta(\mathbf{z}))$  have mutual influence. As can be seen from the Table 2, if  $\beta > 1$ , The constraint requires that the latent variable distribution  $q_\phi(\mathbf{z})$  is closer to  $p_\theta(\mathbf{z})$ , which is generally a standard normal distribution. Often the overall shape of the data distribution will be more concentrated. Then the overlap of latent variable distribution  $q_\phi(\mathbf{z} | \mathbf{x})$  is increased due to the extrusion of the  $\mathbf{z}$  latent variable space, mutual information is thus reduced. With the decline of mutual information, the accuracy of decoder reconstruction will also decrease. And with decrease of  $\beta$ , the constraint of arginal divergence  $D_{KL}(q_\phi(\mathbf{z} | \mathbf{x}) || p_\theta(\mathbf{z}))$  is gradually relaxed. The distribution of  $q_\phi(\mathbf{z})$  is more likely to be optimized according to the decoder's requirement to reduce the reconstruction error. There will also be an increase in mutual information in the process.

In the Table 2, when  $\alpha$  is in the range of values from 0.1 to 2.0, due to the constraint of mutual information upper bound, the change of mutual information is small. When the  $\alpha$  is small, although the mutual information  $\mathcal{I}_{q_\phi}(\mathbf{z}, \mathbf{x})$  is already close to the upper limit bound  $\log N$ , But because the constraints are looser, encoder easily reduces the output variance  $\sigma(\mathbf{x})$ . VAE-AS can maintain mutual information while reducing marginal divergence. However, VAE-AS needs to be optimized for training in a smaller encoding space, so the training will be more difficult and the number of iterations of training will be more. If  $\alpha$  is small, The model is more inclined to remember the appearance of each training sample than to observe the common law in the sample. This is due to




Figure 4: Compare the effects of image reconstruction when  $\alpha = 0.2$  and  $\alpha = 5.0$ . (a)  $\alpha = 0.2$ , reconstruction image in Test sets (b) original image in Test sets (c)  $\alpha = 5.0$ , reconstruction image in Test sets (d)  $\alpha = 0.2$ , reconstruction image in train sets (e) original image in train sets (f)  $\alpha = 5.0$ , reconstruction image in train sets

small overlap of the latent variable distribution  $q_\phi(\mathbf{z} | \mathbf{x})$  caused by mutual information is large, the decoder can not abstract and summarize the rules.

The effect of  $\alpha$  on the model can also be seen in the Figure 4. The smaller  $\alpha$  has less restriction on mutual information. For training set samples, the model tends to reconstruct more accurate images. Compared with the original image (e), the training reconstruction errors of  $\alpha = 0.2$  and  $\alpha = 5.0$  are small, but the graph (d) shows more subtle differences in handwritten fonts than in graph (f). But obviously it will cause more test error, so the clarity of Figure (a) is higher than that of Figure (c), but there are some obvious errors. This is because when the mutual information is large, the  $q_\phi(\mathbf{z} | \mathbf{x})$  generated by different  $\mathbf{x}$  sample codes overlaps very little, and the model tends to restore the closest sample in the training set. The reconstruction details that can be expressed in the training set are not reproducible in the test set, which is obviously an over-fitting situation. Thus, a smaller  $\alpha$  value will result in a sharper picture, avoiding the problem of the VAE model blurry. However, it will result in poor generalization performance of the model. This can be seen as a trade-off. If the continuity of ground-truth distribution is poor, then the model should choose a smaller  $\alpha$  to get more mutual information in the latent variable space. If the continuity of ground-truth distribution is better, or if we need to interpolate in the discrete sampling training set, then we need mutual information  $\mathcal{I}_{q_\phi}(\mathbf{z}, \mathbf{x})$  to be given more restrictions. From the test results, we can see that the marginal KL-Divergence controls the overall distribution shape of the code distribution, which determines the upper limit precision that the model can achieve. Mutual information determines the degree of overlap between different latent variable, or the degree of smoothness of distribution between latent variable, to a certain extent it controls the degree of overfitting.

## 6 CONCLUSION

This paper analyzes the reasons why VAE has a posterior collapse problem during training in detail. A method of randomly assigning labels to samples and identifying labels by auxiliary softmax multi-classifiers is proposed to control mutual information of models.

Compared with image processing, posterior collapse is more likely to appear in the field of natural language process. In NLP processing, decoding networks such as RNN are more widely used. Therefore we will further test the effect of VAE-AS on NLP and RNN. VAE-AS is able to accurately estimate mutual information and marginal divergence in training batches, This facilitates many other machine learning tasks. The information bottleneck theory discusses in detail the optimization process of mutual information. VAE is often used for disentanglement, which requires fine control of mutual information. Subsequent we will use VAE-AS to conduct further research in these areas.

## REFERENCES

- Alexander A Alemi, Ian Fischer, Joshua V Dillon, and Kevin Murphy. Deep variational information bottleneck. *arXiv preprint arXiv:1612.00410*, 2016.
- Samuel R Bowman, Luke Vilnis, Oriol Vinyals, Andrew M Dai, Rafal Jozefowicz, and Samy Bengio. Generating sentences from a continuous space. *arXiv preprint arXiv:1511.06349*, 2015.
- Yuri Burda, Roger Grosse, and Ruslan Salakhutdinov. Importance weighted autoencoders. *arXiv preprint arXiv:1509.00519*, 2015.
- Christopher P Burgess, Irina Higgins, Arka Pal, Loic Matthey, Nick Watters, Guillaume Desjardins, and Alexander Lerchner. Understanding disentangling in  $\beta$ -vae. *arXiv preprint arXiv:1804.03599*, 2018.
- Xi Chen, Diederik P Kingma, Tim Salimans, Yan Duan, Prafulla Dhariwal, John Schulman, Ilya Sutskever, and Pieter Abbeel. Variational lossy autoencoder. *arXiv preprint arXiv:1611.02731*, 2016.
- Adji B Dieng, Yoon Kim, Alexander M Rush, and David M Blei. Avoiding latent variable collapse with generative skip models. *arXiv preprint arXiv:1807.04863*, 2018.
- Alexey Dosovitskiy and Thomas Brox. Generating images with perceptual similarity metrics based on deep networks. In *Advances in neural information processing systems*, pp. 658–666, 2016.

- Junxian He, Daniel Spokoyny, Graham Neubig, and Taylor Berg-Kirkpatrick. Lagging inference networks and posterior collapse in variational autoencoders. *arXiv preprint arXiv:1901.05534*, 2019.
- Irina Higgins, Loic Matthey, Arka Pal, Christopher Burgess, Xavier Glorot, Matthew Botvinick, Shakir Mohamed, and Alexander Lerchner.  $\beta$ -vae: Learning basic visual concepts with a constrained variational framework. In *International Conference on Learning Representations*, volume 3, 2017.
- Matthew D Hoffman. Learning deep latent gaussian models with markov chain monte carlo. In *Proceedings of the 34th International Conference on Machine Learning-Volume 70*, pp. 1510–1519. JMLR. org, 2017.
- Matthew D Hoffman and Matthew J Johnson. Elbo surgery: yet another way to carve up the variational evidence lower bound. In *Workshop in Advances in Approximate Bayesian Inference, NIPS*, 2016.
- Diederik P Kingma and Max Welling. Auto-encoding variational bayes. *arXiv preprint arXiv:1312.6114*, 2013.
- Brenden M Lake, Ruslan R Salakhutdinov, and Josh Tenenbaum. One-shot learning by inverting a compositional causal process. In *Advances in neural information processing systems*, pp. 2526–2534, 2013.
- Yann LeCun, Léon Bottou, Yoshua Bengio, Patrick Haffner, et al. Gradient-based learning applied to document recognition. *Proceedings of the IEEE*, 86(11):2278–2324, 1998.
- Xuezhe Ma, Chunting Zhou, and Eduard Hovy. Mae: Mutual posterior-divergence regularization for variational autoencoders. *arXiv preprint arXiv:1901.01498*, 2019.
- Alireza Makhzani, Jonathon Shlens, Navdeep Jaitly, Ian Goodfellow, and Brendan Frey. Adversarial autoencoders. *arXiv preprint arXiv:1511.05644*, 2015.
- Tim Salimans, Diederik Kingma, and Max Welling. Markov chain monte carlo and variational inference: Bridging the gap. In *International Conference on Machine Learning*, pp. 1218–1226, 2015.
- Ravid Shwartz-Ziv and Naftali Tishby. Opening the black box of deep neural networks via information. *arXiv preprint arXiv:1703.00810*, 2017.
- Casper Kaae Sønderby, Tapani Raiko, Lars Maaløe, Søren Kaae Sønderby, and Ole Winther. How to train deep variational autoencoders and probabilistic ladder networks. In *33rd International Conference on Machine Learning (ICML 2016)*, 2016.
- Ilya Tolstikhin, Olivier Bousquet, Sylvain Gelly, and Bernhard Schoelkopf. Wasserstein autoencoders. *arXiv preprint arXiv:1711.01558*, 2017.
- Jiacheng Xu and Greg Durrett. Spherical latent spaces for stable variational autoencoders. *arXiv preprint arXiv:1808.10805*, 2018.
- Shengjia Zhao, Jiaming Song, and Stefano Ermon. Infovae: Information maximizing variational autoencoders. *arXiv preprint arXiv:1706.02262*, 2017a.
- Shengjia Zhao, Jiaming Song, and Stefano Ermon. Towards deeper understanding of variational autoencoding models. *arXiv preprint arXiv:1702.08658*, 2017b.

## 7 APPENDIX

### 7.1 ELBO REWRITE

For the sample  $\mathbf{x}^{(1)}, \dots, \mathbf{x}^{(N)}$ , consider  $q_\phi(\mathbf{x} = \mathbf{x}^{(i)}) = \frac{1}{N}$ .

$$\begin{aligned}
 \mathcal{I}_{q_\phi}(\mathbf{z}, \mathbf{x}) &= \sum_{i=1}^N \int q_\phi(\mathbf{z} | \mathbf{x}^{(i)}) q_\phi(\mathbf{x}^{(i)}) \log \left[ \frac{q_\phi(\mathbf{z} | \mathbf{x}^{(i)}) q_\phi(\mathbf{x}^{(i)})}{q_\phi(\mathbf{x}^{(i)}) q_\phi(\mathbf{z})} \right] d\mathbf{z} \\
 &= \frac{1}{N} \sum_{i=1}^N \int q_\phi(\mathbf{z} | \mathbf{x}^{(i)}) \log \frac{q_\phi(\mathbf{z} | \mathbf{x}^{(i)})}{q_\phi(\mathbf{z})} d\mathbf{z} \\
 \mathcal{I}_{q_\phi}(\mathbf{x}, \mathbf{z}) + D_{KL}(q_\phi(\mathbf{z}) || p_\theta(\mathbf{z})) &= \mathcal{I}_{q_\phi}(\mathbf{x}, \mathbf{z}) + \int q_\phi(\mathbf{z}) \log \frac{q_\phi(\mathbf{z})}{p_\theta(\mathbf{z})} d\mathbf{z} \\
 &= \mathcal{I}_{q_\phi}(\mathbf{x}, \mathbf{z}) + \frac{1}{N} \sum_{i=1}^N \int q_\phi(\mathbf{z} | \mathbf{x}^{(i)}) \log \frac{q_\phi(\mathbf{z})}{p_\theta(\mathbf{z})} d\mathbf{z} \\
 &= \frac{1}{N} \sum_{i=1}^N \int q_\phi(\mathbf{z} | \mathbf{x}^{(i)}) \log \frac{q_\phi(\mathbf{z} | \mathbf{x}^{(i)})}{p_\theta(\mathbf{z})} d\mathbf{z} \\
 &= \frac{1}{N} \sum_{i=1}^N D_{KL}(q_\phi(\mathbf{z} | \mathbf{x}^{(i)}) || p_\theta(\mathbf{z}))
 \end{aligned}$$

### 7.2 MUTUAL INFORMATION VALUE RANGE

$$\begin{aligned}
 \mathcal{I}_{q_\phi}(\mathbf{z}, \mathbf{x}) &= \mathbb{E}_{q_\phi(\mathbf{x}, \mathbf{z})} \left[ \log \frac{q_\phi(\mathbf{x}, \mathbf{z})}{q_\phi(\mathbf{x}) q_\phi(\mathbf{z})} \right] \\
 &= \mathbb{E}_{q_\phi(\mathbf{z})} \left[ \int q_\phi(\mathbf{x} | \mathbf{z}) \log \frac{q_\phi(\mathbf{x} | \mathbf{z})}{q_\phi(\mathbf{x})} d\mathbf{x} \right] \\
 &= \log N - \mathbb{E}_{q_\phi(\mathbf{z})} [\mathcal{H}(q_\phi(\mathbf{x} | \mathbf{z}))]
 \end{aligned}$$

When  $\mathbf{x}$  is independent with  $\mathbf{z}$ ,  $\mathbb{E}_{q_\phi(\mathbf{z})} [\mathcal{H}(q_\phi(\mathbf{x} | \mathbf{z}))] = \mathcal{H}(q_\phi(\mathbf{x})) = \log N$ ,  $\mathcal{I}_{q_\phi}(\mathbf{z}, \mathbf{x}) = 0$ . When  $\mathbf{x}$  is mapped one-to-one with  $\mathbf{z}$ ,  $q_\phi(\mathbf{x} | \mathbf{z}) = 1$ ,  $\mathcal{H}_{q_\phi}(\mathbf{x} | \mathbf{z}) = 0$ ,  $\mathcal{I}_{q_\phi}(\mathbf{z}, \mathbf{x}) = \log N$ . Thus,

$$0 \leq \mathcal{I}_{q_\phi}(\mathbf{z}, \mathbf{x}) = \log N - \mathbb{E}[\mathcal{H}(q_\phi(\mathbf{x} | \mathbf{z}))] \leq \log N$$

### 7.3 RESULTS FOR OMNIGLOT

Table 3: Results of Omniglot Dataset

Method	$\alpha$	$\beta$	$NNL_{test}$	$KL_{test}$	AU	$NNL_{train}$	$KL_{train}$	MI	MD	SC
VAE	-	-	147.21	9.33	3	133.70	9.25	-	-	-
VAE-AS	1.0	0.1	158.54	81.14	40	61.31	82.70	10.10	72.61	0.00
VAE-AS	1.0	0.2	144.05	61.90	34	63.96	61.59	10.10	51.50	0.01
VAE-AS	1.0	0.5	133.44	37.22	21	70.27	37.59	10.09	27.52	0.02
VAE-AS	1.0	1.0	140.08	22.81	10	83.91	22.56	10.07	12.53	0.07
VAE-AS	1.0	2.0	146.47	8.38	3	135.03	8.56	6.17	2.56	4.10
VAE-AS	1.0	5.0	161.17	2.35	1	161.56	2.66	1.83	0.84	8.28
VAE-AS	1.0	10.0	174.49	1.46	0	177.22	2.09	0.59	1.55	9.56
VAE-AS	0.1	1.0	136.82	23.23	11	82.03	23.45	10.07	13.41	0.06
VAE-AS	0.2	1.0	140.38	21.17	9	86.22	21.49	10.07	11.45	0.06
VAE-AS	0.5	1.0	137.52	21.57	10	84.68	22.13	10.07	12.10	0.07
VAE-AS	2.0	1.0	140.60	21.16	9	86.02	21.27	10.06	11.25	0.08
VAE-AS	5.0	1.0	133.10	20.97	10	86.42	21.31	10.04	11.35	0.13
VAE-AS	10.0	1.0	175.63	41.15	7	145.96	39.76	4.22	36.84	7.18




Figure 5: Compare the effects of image reconstruction for Omniglot dataset when  $\alpha = 0.2$  and  $\alpha = 5.0$ . (a)  $\alpha = 0.2$ , reconstruction image in Test sets (b) original image in Test sets (c)  $\alpha = 5.0$ , reconstruction image in Test sets (d)  $\alpha = 0.2$ , reconstruction image in train sets (e) original image in train sets (f)  $\alpha = 5.0$ , reconstruction image in train sets