

A New Fast Computation of a Permanent

Xuewei Niu¹, Shenghui Su^{1,4}, Jianghua Zheng², and Shuwang Lü³

¹College of Computers, Nanjing Univ. of Aeronautics & Astronautics, Njing 211106, PRC

²School of Network Securities, Information Engineering University, Zhengzhou 450001, PRC

³Laboratory of Information Security, Univ. of Chinese Academy of Sciences, Beijing 100039, PRC

⁴Public Security Innovation Center, Nanjing Univ. of Science and Technology, Nanjing 210094, PRC

Abstract: This paper proposes a general algorithm called Store-zechin for quickly computing the permanent of an arbitrary square matrix. Its key idea is storage, multiplexing, and recursion. That is, in a recursive process, some sub-terms which have already been calculated are no longer calculated, but are directly substituted with the previous calculation results. The new algorithm utilizes sufficiently computer memories and stored data to speed the computation of a permanent. The Analyses show that computing the permanent of an $n \times n$ matrix by Store-zechin requires $(2^{n-1} - 1)n$ multiplications and $2^{n-1}(n - 2) + 1$ additions while does $(2^n - 1)n + 1$ multiplications and $(2^n - n)(n + 1) - 2$ additions by the Ryser algorithm, and does $2^{n-1}n + n + 2$ multiplications and $2^{n-1}(n + 1) + n^2 - n - 1$ additions by the R-N-W algorithm. Therefore, Store-zechin is excellent more than the latter two algorithms, and has a better application prospect.

Keywords: Matrix, Permanent, Recursive algorithm, Linked list, Time complexity

1. Introduction

In the year of 1812, Cauchy used the determinant as a special type of alternating symmetry functions. In order to distinguish it from ordinary symmetry functions, it is called “fonction symetriques permanents [1]”. In the meantime, Cauchy introduced a subclass of the symmetric functions which was later named as permanents by T. Muir [2]. The computation of the permanent of a matrix is known to be more difficult than the computation of the determinant. The difficulty of computing a permanent is directly proportional to the difficulty of a boson sampling problem. In recent years, with the advance of quantum computing technologies, a permanent is often regarded as a measure of the quantum supremacy by which people can determine whether quantum computers are worthy of research and development. Therefore, it has received more and more attention.

2. Definition and Computation of Permanent of a Square Matrix

2.1 Basic Definition and Properties

The permanent of a square matrix is a number that is define in a way similar to the determinant. Let A be an $n \times n$ matrix. The permanent of A is defined as

$$Per(A) = \sum_{\sigma \in S_n} \prod_{i=1}^n a_{i,\sigma(i)}, \quad (1)$$

where S_n is the symmetric group over the set $\{1, 2, \dots, n\}$, and σ is an element of S_n , namely a permutation of the numbers 1, 2, ..., n [3], while the definition of a determinant is

$$Det(A) = \sum_{\sigma \in S_n} \text{sgn}(\sigma) \prod_{i=1}^n a_{i,\sigma(i)}, \quad (2)$$

where $\text{sgn}(\sigma)$ represents the parity sign of a group element [4]. The only difference between the determinant and the permanent is the parity sign of a group element, so there are some similar properties between them [5][6], such as

- 1) $Per(I) = 1$, where I represents the n -th identity matrix (Normativeness);
- 2) $Per(A^T) = Per(A)$, where A^T represents the transpose of A (Transpose invariance);
- 3) $Per(A)$ will be changed to $k \cdot Per(A)$ when any row or column of A is multiplied by a scalar k .

2.2 Computation Methods

At present, the well-known methods to calculate a permanent are the Naive algorithm, Ryser algorithm, and R-N-W algorithm.

Naive algorithm is a way based on the formula (1). It computes the permanent directly and the algorithm complexity of this algorithm is $O(n \cdot n!)$.

The Ryser algorithm is an efficient method [7]. This method was proposed by H. Ryser in 1963, and used the principle of tolerance to calculate the permanent. It is defined as

$$Per(A) = \sum_{k=0}^{n-1} (-1)^k T_k, \quad (3)$$

where T_k is the sum of the values of $P(A_k)$ over all possible A_k , A_k is a matrix obtained from A with columns k removed, and $P(A_k)$ is the product of the row-sums of A_k . According to formula (3), it can be deduced that the algorithm complexity of the Ryser algorithm is $O(n^2 2^{n-1})$.

The R-N-W algorithm was developed shortly after the Ryser algorithm [8]. Nijenhuis and Wilf used some techniques to improve the Ryser algorithm and reduced the complexity to $O(n 2^{n-1})$. This algorithm can be described as

$$Per(A) = (-1)^{n-1} 2 \sum_S (-1)^{|S|} \prod_{i=1}^n \{x_i + \sum_{j \in S} a_{i,j}\}, \quad (4a)$$

$$x_i = a_{i,n} - \frac{1}{2} \sum_{j=1}^n a_{i,j} \quad (i=1, \dots, n), \quad (4b)$$

where S runs over the subsets of $1, 2, \dots, n-1$. And for each subset $S \subseteq \{1, 2, \dots, n-1\}$, we have to calculate

$$f(S) = \prod_{i=1}^n \lambda_i(S), \quad (5)$$

where

$$\lambda_i(S) = x_i + \sum_{j \in S} a_{i,j} \quad (i=1, \dots, n), \quad (6)$$

Suppose that the current subset S differs from its predecessor S' by a single element. Then

$$\lambda_i(S) = \lambda_i(S') \pm a_{i,j} \quad (i=1, \dots, n). \quad (7)$$

Thus, instead of requiring $n(|S| + 1)$ operations to compute $\lambda_1, \dots, \lambda_n$ in (6), we can get them in just n operations by (7). The key to (6) transitioning to (7) is to encode the subset with Gray code, and then we can perform related operations on its corresponding subsets.

In addition, with respect to the permanents of some special square matrixes — 0-1 square matrixes for example, there are several fast computing methods [9][10].

3. Design of the General Store-zechin Algorithm

3.1 Thought of the Algorithm

Store-zechin is an algorithm designed by us, which has seemingly been ignored by some pure mathematicians. The computer memories and stored data can be utilized effectively repeatedly so as to speed the computation of a permanent. The key idea of the Store-zechin algorithm is to calculate the permanent recursively and to replace the being calculated items with the previous stored results. For example, if $n = 4$ and

$$A = \begin{pmatrix} a_{1,1} & a_{1,2} & a_{1,3} & a_{1,4} \\ a_{2,1} & a_{2,2} & a_{2,3} & a_{2,4} \\ a_{3,1} & a_{3,2} & a_{3,3} & a_{3,4} \\ a_{4,1} & a_{4,2} & a_{4,3} & a_{4,4} \end{pmatrix},$$

then according the Store-zechin algorithm, we can know that

$$\begin{aligned}
Per(A) &= a_{4,1}Per(A_{4,1}) + a_{4,2}Per(A_{4,2}) + a_{4,3}Per(A_{4,3}) + a_{4,4}Per(A_{4,4}) \\
&= a_{4,1}(a_{3,2}Per(A_{3,4;1,2}) + a_{3,3}Per(A_{3,4;1,3}) + a_{3,4}Per(A_{3,4;1,4})) + \\
&\quad a_{4,2}(a_{3,1}Per(A_{3,4;2,2}) + a_{3,3}Per(A_{3,4;2,3}) + a_{3,4}Per(A_{3,4;2,4})) + \\
&\quad a_{4,3}(a_{3,1}Per(A_{3,4;3,3}) + a_{3,2}Per(A_{3,4;2,3}) + a_{3,4}Per(A_{3,4;3,4})) + \\
&\quad a_{4,4}(a_{3,1}Per(A_{3,4;4,4}) + a_{3,2}Per(A_{3,4;2,4}) + a_{3,3}Per(A_{3,4;3,4})),
\end{aligned} \tag{8}$$

where $A_{i;j}$ means the matrix that removes the i -th row and the j -th column. According to (8), we can find that $Per(A_{3,4;1,2})$, $Per(A_{3,4;1,3})$, $Per(A_{3,4;1,4})$, $Per(A_{3,4;2,3})$, $Per(A_{3,4;2,4})$, $Per(A_{3,4;3,4})$ are repeated. So the second calculation of these items are replaced by their first results.

3.2 Data Structure of the Algorithm

In order to store the calculation results in a recursive process, we can build a global linked list. Check whether the item has been calculated before calculating each recursive item. If yes, return the stored result. Otherwise, calculate the permanent of this item and stored it in the linked list.

We first need to create two structures, HeadNode and BodyNode. BodyNode contains three variables, Array, value and pbNext. The Array is a one-dimensional integer array which stores the columns that need to be removed. The value is an integer which means the permanent of a square matrix that removed columns and rows. In fact, the columns that need to removed can get from Array. So we can know how many columns should be removed which recorded as m . Then we can remove last m rows of the original matrix. So we only record the columns that need to be removed. The pbNext is a pointer which points to the next BodyNode node. The structure of BodyNode is shown in Figure 1.

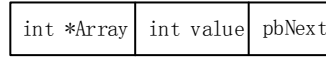


Fig.1. The structure of BodyNode

And the definition of BodyNode in C is

```

typedef struct bodynode
{
    int *Array;
    int value;
    struct bodynode *pbNext;
}BodyNode,*pBodyNode;

```

HeadNode also contains three variables, size, phNext and pbody. The size is an integer and it means how many BodyNode nodes are linked after the node. The phNext is a pointer which points to the next HeadNode node. The pbody is also a pointer and it points to the BodyNode nodes. The structure of HeadNode is shown in Figure 2.

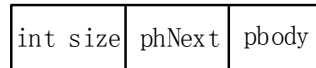


Fig.2. The structure of HeadNode

And the definition of HeadNode in C is

```

typedef struct headnode
{
    int size;
    pBodyNode pbody;
    struct headnode *phNext;
}HeadNode,*pHeadNode;

```

The whole linked list can be constructed by the above two structures as Figure 3. For the sake of convenience, we specify that only the BodyNode that removes one column can link to the first HeadNode and only the BodyNode that removes two columns can link to the second HeadNode and so on.

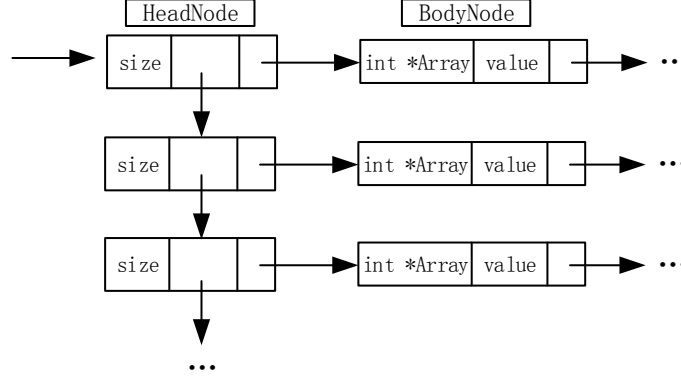


Fig.3. The structure of linked list

Then we can deduce that in general, namely when A is an n -th order square matrix, we can get the following formula.

$$\begin{aligned}
 Per(A) &= a_{n,1}Per(A_{n;1}) + a_{n,2}Per(A_{n;2}) + \dots + a_{n,n}Per(A_{n;n}) \\
 &= a_{n,1}(a_{n-1,2}Per(A_{n,n-1;1,2}) + a_{n-1,3}Per(A_{n,n-1;1,3}) + \dots + a_{n-1,n}Per(A_{n,n-1;1,n})) + \\
 &\quad a_{n,2}(a_{n-1,1}Per(A_{n,n-1;2,1}) + a_{n-1,3}Per(A_{n,n-1;2,3}) + \dots + a_{n-1,n}Per(A_{n,n-1;2,n})) + \quad (9) \\
 &\quad \vdots \\
 &\quad a_{n,n}(a_{n-1,1}Per(A_{n,n-1;n,1}) + a_{n-1,2}Per(A_{n,n-1;n,2}) + \dots + a_{n-1,n-1}Per(A_{n,n-1;n,n-1})).
 \end{aligned}$$

The termination condition of the recursive is

$$Per(A) = a_{1,1}a_{2,2} + a_{2,1}a_{1,2}, \quad n = 2. \quad (10)$$

(9) and (10) and the rule that only calculates the sub-items that not been calculated constitute the Store-zechin algorithm for calculating a permanent.

3.3 Description of the Algorithm

Based on the key idea and the data structure, we can describe the general Store-zechin algorithm detailedly.

Calling statement: Store-zechin(pHead, A , n , del_index, exist_index, del_order);

pHead: the pointer which points to the linked list;

A : the matrix that needs to be calculated;

n : the order of A ;

del_index: the array of the columns that need to be removed;

exist_index: the array of the columns that still exist after the removal operation;

del_order: the number of columns that need to be removed.

Algorithm steps:

S1: Find if there is such a BodyNode whose Array is same as the del_index in the linked list which is pointed by the pHead,

S1.1: If it exists, return the value of the node,

S1.2: If it doesn't exist, go to S2.

S2: Let sum $\leftarrow 0$,

S2.1: If $n = 2$, $\text{sum} \leftarrow a_{1,1}a_{2,2} + a_{1,2}a_{2,1}$ (a_{ij} is the number at the i -th row and j -th column in A).
 Creat a new BodyNode node, assigning del_index and sum to its array and value respectively.
 Then link the BodeNode to the linked list,
 S2.2: If $n > 2$, then let $i \leftarrow 1$, and go to S3.
 S3: Let $\text{exist_i} \leftarrow \text{exist_index}(i)$,
 put exist_i on the last of del_index,
 $\text{del_order} \leftarrow \text{del_order} + 1$.
 S4: Let $\text{temp_exist_index} \leftarrow \text{exist_index}$, and delete the i -th number of temp_exist_index.
 S5: Let $\text{coe} \leftarrow a_{ni}$, and temp_A represent the matrix that removes the last row and i -th column,
 $\text{sum} \leftarrow \text{sum} + \text{coe} * \text{Store-zechin}(\text{pHead}, \text{temp_A}, n-1, \text{del_index}, \text{exist_index}, \text{del_order})$.
 S6: Delete the last number of del_index,
 $\text{del_order} \leftarrow \text{del_order} - 1$.
 S7: Let $i \leftarrow i + 1$,
 S7.1: If $i > n$, go to S8,
 S7.2: If $i \leq n$, go to S3.
 S8: If $\text{del_order} \neq 0$, creat a new BodyNode node, assigning del_index and sum to its array and
 value respectively, then link it to the global linked list.
 S9: Return sum.

In fact, we need to initialize some global variables before the algorithm starts. The initialization steps are as follows.

S1: Creat an empty lined list, and let pHead point to it.
 S2: Let $\text{del_index} \leftarrow \text{array1}$, and array1 is an empty array.
 $\text{exist_index} \leftarrow \text{array2}$, and array2 is an array whose numbers are $1, 2, 3, \dots, n$,
 $\text{del_order} \leftarrow 0$.

4. Analysis of Time Complexity of the New Algorithm

Since the Store-zechin algorithm is obtained by recursion, the number of multiplication operations and addition operations of each sub-item can be derived by that used by the lower-order sub-items.

4.1 Multiplication Operations

According to the derivation process of the Store-zechin algorithm, it can be found that the number of multiplication operations required in each sub-item of the algorithm satisfies the following condition.

$$\begin{array}{cccccc}
 n=1 & & & & & 0 \\
 n=2 & & & & 0 & 0 \\
 n=3 & & & 2 & 2 & 2 \\
 n=4 & & 9 & 7 & 5 & 3 \\
 n=5 & 28 & 19 & 12 & 7 & 4 \\
 n=6 & 75 & 47 & 28 & 16 & 9 & 5 \\
 \vdots & & & & & & \vdots
 \end{array} \quad (11)$$

Namely, when $n = i$, the number of multiplication operations required for the first sub-item from right to left is $i - 1$ (0 for $i = 1, 2$), and the number of multiplication operations of the j ($j > 1$) sub-items from right to left satisfies the following relationship. (when $n = i$, the number of multiplication operations to be used for the $j - 1$ sub-item from right to left) + (when $n = i - 1$, the number of multiplication operations is required for the $j - 1$ sub-item from right to left) = (when $n = i$, the number of

multiplication operations is required for the j sub-item from right to left).

In fact, the number of multiply steps we need can be derived from the sequence 0, 0, 2, 3, 4, 5, ..., n and it can be shown like this.

$$A_1 = \begin{array}{cccccc} 6 & 5 & 4 & 3 & 2 & 1 & i/j \\ & & & & & 0 & 1 \\ & & & & & 0 & 0 & 2 \\ & & & 2 & 2 & 2 & 3 \\ & & 9 & 7 & 5 & 3 & 4 \\ 28 & 19 & 12 & 7 & 4 & 5 \\ 75 & 47 & 28 & 16 & 9 & 5 & 6 \\ \vdots & \vdots & \vdots & \vdots & \vdots & \vdots & \vdots \end{array}.$$

In A_1 , the number of multiplication operations of all sub-item can be obtained, as long as it is derived from the rightmost column to the left and follows the rule $a_{i,j} = a_{i,j-1} + a_{i-1,j-1}$. But because in the sequence 0, 0, 2, 3, 4, 5, ..., n , the second item of this series is 0. It is inconvenient to consider, so we might consider the sequence 0, 1, 2, 3, 4, 5, ..., n and follows the process of A_1 , then we can get A_2 .

$$A_2 = \begin{array}{cccccc} 6 & 5 & 4 & 3 & 2 & 1 & i/j \\ & & & & & 0 & 1 \\ & & & & & 1 & 1 & 2 \\ & & & 4 & 3 & 2 & 3 \\ & & 12 & 8 & 5 & 3 & 4 \\ 32 & 20 & 12 & 7 & 4 & 5 \\ 80 & 48 & 28 & 16 & 9 & 5 & 6 \\ \vdots & \vdots & \vdots & \vdots & \vdots & \vdots & \vdots \end{array}.$$

By comparing A_1 and A_2 , we can find that when $i > 1$, $a_{i,i-1}$ in A_2 is 1 larger than $a_{i,i-1}$ in A_1 and $a_{i,i}$ in A_2 is $j-1$ larger than $a_{i,i}$ in A_1 , and the other values in the two matrices are equal. Then we can completely represent the sum of n -th row in A_1 recorded as $\text{sumn}(A_1)$ by firstly calculating the sum of n -th row in A_2 recorded as $\text{sumn}(A_2)$. $\text{sumn}(A_1)$ and $\text{sumn}(A_2)$ satisfy the following relationship

$$\text{sumn}(A_2) = \text{sumn}(A_1) + (n-1+1). \quad (12)$$

For A_2 , we can change the way we express

$$A_2 = \begin{array}{cccccc} \dots & \vdots & \vdots & \vdots & \vdots & \vdots & \vdots & \vdots \\ \dots & \vdots & \vdots & \vdots & \vdots & \vdots & n-6 & n-5 \\ \dots & \vdots & \vdots & \vdots & \vdots & 2n-11 & n-5 & n-4 \\ \dots & \vdots & \vdots & \vdots & 4n-20 & 2n-9 & n-4 & n-3 \\ \dots & \vdots & \vdots & 8n-36 & 4n-16 & 2n-7 & n-3 & n-2 \\ \dots & \vdots & 16n-64 & 8n-28 & 4n-12 & 2n-5 & n-2 & n-1 \\ \dots & 32n-112 & 16n-48 & 8n-20 & 4n-8 & 2n-3 & n-1 & n \\ \dots & 6 & 5 & 4 & 3 & 2 & 1 & i/j \end{array}.$$

Then the i -th item of the n -th row in A_2 can be expressed as $2^{i-1} * n - (2^{i-1} + (i-1) * 2^{i-2})$ and $\text{sumn}(A_2)$ can be expressed as

$$\sum_{i=1}^n 2^{i-1} * n - (2^{i-1} + (i-1) * 2^{i-2}). \quad (13)$$

Now according to relation (12), we can derive $\text{sumn}(A_1)$ as

$$-((n-1)+1) + \sum_{i=1}^n 2^{i-1} * n - (2^{i-1} + (i-1) * 2^{i-2}), \quad (14)$$

namely

$$-n + \sum_{i=1}^n 2^{i-1} * n - (2^{i-1} + (i-1) * 2^{i-2}). \quad (15)$$

Formula (15) represents the number of multiplication operations required for each recursive item but it is not what we need for the Store-zechin algorithm. Looking back at formula (9), we can see that in a recursion term, the preceding coefficients also perform multiplication operations and the number of them is n .

In summary, we can deduce the number of multiplication operations to calculate the permanent of square matrix by Store-zechin under general conditions

$$\sum_{i=1}^n 2^{i-1} n - (2^{i-1} + (i-1)2^{i-2}). \quad (16)$$

After summing the formula (16), the formula (17) is obtained.

$$n(2^{n-1} - 1). \quad (17)$$

4.2 Addition Operations

Similar to the multiplication operations, the number of addition operations of each sub-item in the Store-zechin algorithm also satisfies a certain rule

$$\begin{array}{rcccccc} n=1 & & & & & & 0 \\ n=2 & & & & & & 0 & 0 \\ n=3 & & & & & & 1 & 1 & 1 \\ n=4 & & & & & & 5 & 4 & 3 & 2 & . \\ n=5 & & & & & & 17 & 12 & 8 & 5 & 3 \\ n=6 & & & & & & 49 & 32 & 20 & 12 & 7 & 4 \\ \vdots & & & & & & \vdots & & & & & \end{array} \quad (18)$$

It also can list the number of addition operations required for all sub-items from the sequence 0, 0, 1, 2, 3, 4, ..., n

$$A_3 = \begin{array}{cccccc} & 6 & 5 & 4 & 3 & 2 & 1 & i/j \\ & & & & & & 0 & 1 \\ & & & & & & 0 & 0 & 2 \\ & & & & & & 1 & 1 & 1 & 3 \\ & & & & & & 5 & 4 & 3 & 2 & 4 \\ & & & & & & 17 & 12 & 8 & 5 & 3 & 5 \\ & & & & & & 49 & 32 & 20 & 12 & 7 & 4 & 6 \\ & & & & & & \vdots & \vdots & \vdots & \vdots & \vdots & \vdots & \vdots \end{array} .$$

The process of getting A_3 is similar to getting A_1 . The first item of sequence 0, 0, 1, 2, 3, 4, ..., n don't satisfy the general condition of n and it is not conducive to the generalization of the derivation. So we consider the sequence -1, 0, 1, 2, 3, 4, ..., n and we get A_4 after going through the same calculation as A_3 .

$$A_4 = \begin{matrix} & 6 & 5 & 4 & 3 & 2 & 1 & i/j \\ & & & & & & -1 & 1 \\ & & & & & -1 & 0 & 2 \\ & & & & 0 & 1 & 1 & 3 \\ & & & 4 & 4 & 3 & 2 & 4 \\ & & 16 & 12 & 8 & 5 & 3 & 5 \\ & 48 & 32 & 20 & 12 & 7 & 4 & 6 \\ & \vdots & \vdots & \vdots & \vdots & \vdots & \vdots & \vdots \end{matrix}.$$

By comparing A_3 and A_4 , we can conclude that $a_{i,i}$ belong to A_3 is 1 larger than $a_{i,i}$ belong to A_4 ($i = 1, 2, \dots, n$), and the other values in the two matrices are equal. Then we can completely represent the sum of n -th row in A_3 recorded as $\text{sumn}(A_3)$ by firstly calculating the sum of n -th row in A_4 recorded as $\text{sumn}(A_4)$. $\text{sumn}(A_3)$ and $\text{sumn}(A_4)$ satisfy the following relationship

$$\text{sumn}(A_3) = \text{sumn}(A_4) + 1 \quad (19)$$

For A_4 , we can change the way we express

$$A_4 = \begin{matrix} \dots & \vdots & \vdots & \vdots & \vdots & \vdots & \vdots & \vdots \\ \dots & \vdots & \vdots & \vdots & \vdots & \vdots & n-7 & n-5 \\ \dots & \vdots & \vdots & \vdots & \vdots & 2n-13 & n-6 & n-4 \\ \dots & \vdots & \vdots & \vdots & 4n-24 & 2n-11 & n-5 & n-3 \\ \dots & \vdots & \vdots & 8n-44 & 4n-20 & 2n-9 & n-4 & n-2 \\ \dots & \vdots & 16n-80 & 8n-36 & 4n-16 & 2n-7 & n-3 & n-1 \\ \dots & 32n-144 & 16n-64 & 8n-28 & 4n-12 & 2n-5 & n-2 & n \\ \dots & 6 & 5 & 4 & 3 & 2 & 1 & i/j \end{matrix}.$$

Then the i -th item of the n -th row in A_4 can be expressed as $2^{i-1} * n - (2^i + (i-1) * 2^{i-2})$ and $\text{sumn}(A_4)$ can be expressed as

$$\sum_{i=1}^n 2^{i-1} n - ((i-1)2^{i-2} + 2^i). \quad (20)$$

Now according to relation (19), we can derive $\text{sumn}(A_3)$ as

$$(\sum_{i=1}^n 2^{i-1} n - ((i-1)2^{i-2} + 2^i)) + 1. \quad (21)$$

However, formula (21) just represents the sum of addition operations of each sub-items. All addition operations should also include the operations between each sub-items of the recursive top layer, see formula (9) for details. There are n sub-items, so it need $n - 1$ addition operations. Now we can deduce the number of addition operations to calculate the permanent of square matrix by Store-zechin under general conditions

$$(\sum_{i=1}^n 2^{i-1} n - ((i-1)2^{i-2} + 2^i)) + 1 + (n-1). \quad (22)$$

After summing the formula (22), it becomes

$$2^{n-1}(n-2) + 1. \quad (23)$$

5. Comparison of Complexities between New Algorithm and Existing Algorithms

As mentioned above, the current well-known algorithms for calculating the permanent are Naive algorithm, Ryser algorithm and R-N-W algorithm. Here, the addition operations, the multiplication operations and the total bit operations (assuming the maximum integer allowed is 2^{64}) will be used as the standard to compare the Store-zechin algorithm with the above algorithm.

Firstly, we count the relevant data of each algorithm when $n = 3, 4, \dots, 10$, and the results are shown in Table 1-3.

Table 1: Comparison of The Addition Operations of Four Algorithms

Algorithm	$n=3$	$n=4$	$n=5$	$n=6$	$n=7$	$n=8$	$n=9$	$n=10$
Naive	5	23	119	719	5039	40319	362879	3628799
Ryser	18	58	160	404	966	2230	5028	11152
R-N-W	21	51	115	253	553	1207	2631	5721
Store-zechin	5	17	49	129	321	769	1793	4097

Table 2: Comparison of the Multiplication Operations of Four Algorithms

Algorithm	$n=3$	$n=4$	$n=5$	$n=6$	$n=7$	$n=8$	$n=9$	$n=10$
Naive	18	96	600	4320	35280	322560	3265920	36288000
Ryser	22	61	156	379	890	2041	4600	10231
R-N-W	17	38	87	200	457	1034	2315	5132
Store-zechin	9	28	75	186	441	1016	2295	5110

Table 3: Comparison of the Total Bit Operations of Four Algorithms

Algorithm	$n=3$	$n=4$	$n=5$	$n=6$	$n=7$	$n=8$	$n=9$	$n=10$
Naive	74048	394688	2465216	17740736	144829376	1.3238e+10	1.3400e+10	1.4887e+11
Ryser	91264	253568	649216	1578240	3707264	8502656	19163392	42619904
R-N-W	70976	158912	363712	835392	1907264	4312512	9650624	21386816
Store-zechin	37184	115776	310336	770112	1826880	4210752	9515072	21192768

From the comparison in Table 1-3, we can see that, when $n > 5$, the addition operations, the multiplication operations and the total bit operations all reflect Laplace $>$ Ryser $>$ R-N-W $>$ Store-zechin. Besides, the difference between them increases as n increases. It is revealed that Store-zechin algorithm can complete the calculation of the permanent of the fifth order or more with fewer operations.

In order to prove the above statement, the addition operations, multiplication operations, and total bit operations of the four algorithms will be compared next. The results are shown in Table 4.

Table 4: Comparison of Computational Complexity of Four Algorithms

Algorithm	Addition	Multiplication	Total Bit
Naive	$n!-1$	$n \cdot n!$	$(4096 \cdot n + 64) \cdot n! - 64$
Ryser	$(n+1)(2^n - n) - 2$	$n(2^n - 1) + 1$	$4160 \cdot n2^n + 64 \cdot 2^n - 64 \cdot n^2 - 4160 \cdot n + 3968$
R-N-W	$(n+1)2^{n-1} + n^2 - n - 1$	$n2^{n-1} + n + 2$	$4160 \cdot n2^{n-1} + 64 \cdot 2^{n-1} + 64 \cdot n^2 + 4032 \cdot n + 8128$
Store-zechin	$n2^{n-1} - 2^n + 1$	$n2^{n-1} - n$	$4160 \cdot n2^{n-1} - 128 \cdot 2^{n-1} - 4096 \cdot n + 64$

As can be seen from the comparison in the table, all three indicators reflect that the Naive algorithm has the largest expression, so its computational complexity is the highest, and the Ryser ranks second. Although the R-N-W algorithm has the same highest order as the Store-zechin, it has the larger small items, so the Store-zechin has the lower computational complexity.

6. Conclusion

Although the Store-zechin algorithm has been neglected by mathematicians, the algorithm can fully utilize the storage characteristics of the computer, and when the order of the matrix is improved, the Store-zechin algorithm can calculate the permanent more efficiently. Through theoretical analysis, we

also confirm that the Store-zechin has the lower computational complexity than the Naive algorithm and the Ryser algorithm. The R-N-W has the larger small items, although it has the same highest order as the Store-zechin. As the order of the matrix increases, the Store-zechin algorithm will have better performance undoubtedly. Moreover, the Store-zechin algorithm is designed for the storage characteristics of computer of computers, so it is more compatible with computer. Therefore, in some performance tests, the Store-zechin algorithm can more fully reflect some of the features of the device and has a good application prospect.

Acknowledgment

This work is supported by MOST with Project 2007CB311100 and 2009AA01Z441.

.....

References

- [1] A. L. Cauchy. Mémoire sur les fonctions qui ne peuvent obtenir que deux valeurs égales et de signes contraires par suite des transpositions opérées entre les variables qu'elles renferment. Journal de l'École Polytechnique, 1815, v10: 91-169.
- [2] T. Muir. On a Class of Permanent Symmetric Functions. Proceedings of the Royal Society of Edinburgh, 1882, v11(1): 409-418.
- [3] S. Su and J. Zheng. The Multiphoton Boson Sampling Machine Doesn't Beat Early Classical Computers for Five-boson Sampling. Cornell University (<https://arxiv.org/ftp/arxiv/papers/1802/1802.02779.pdf>), Feb 2018.
- [4] N. D. Rugey-Altherre. Determinant versus Permanent: Salvation via Generalization. Lecture Notes in Computer Science (The Nature of Computation - Logic, Algorithms, Applications), 2013, v7921: 87-96.
- [5] H. Minc. Permanents - Encyclopedia of Mathematics and its Applications 6. Boston: Addison-Wesley, 1978.
- [6] R. A. Brualdi. Combinatorial Matrix Classes - Encyclopedia of Mathematics and Its Applications 108. Cambridge (UK): Cambridge University Press, 2006.
- [7] H. Ryser. Combinatorial Mathematics. Mathematical Association of America, 1963.
- [8] A. Nijenhuis and H. S. Wilf. Combinatorial Algorithms: For Computers and Calculators (2nd Edition). Cambridge: Academic Press, 1978.
- [9] E. Bax and J. Franklin. A Permanent Formula With Many Zero-Valued Terms. Information Process Letter, 1997, v63(1): 33-39.
- [10] E. Bax and J. Franklin. A Permanent Algorithm with $\exp[\Omega(n^{1/3} \ln n)]$ Expected Speedup for 0-1 Matrices. Algorithmica, 2002, v32: 157-162.
- [11] D. G. Glynn. The Permanent of a Square Matrix. Cambridge: Academic Press, 2010.
- [12] L. G. Valiant. The Complexity of Computing the Permanent. Theoretical Computer Science, 1979, v8(2): 189-201.
- [13] A. Barvinok. Computing the Permanent of (Some) Complex Matrices. Foundations of Computational Mathematics, 2016, v16(2): 329-342.