

# Accelerated learning from recommender systems using multi-armed bandit

Meisam Hejazinia

Kyler Eastman

Shuqin Ye

mnia@expediagroup.com

keastman@expediagroup.com

sye@expediagroup.com

Vrbo, part of Expedia Group

Abbas Amirabadi

Ravi Divvela

aamirabadi@expediagroup.com

rdivvela@expediagroup.com

Vrbo, part of Expedia Group

## ABSTRACT

Recommendation systems are a vital component of many online marketplaces, where there are often millions of items to potentially present to users who have a wide variety of wants or needs. Evaluating recommender system algorithms is a hard task, given all the inherent bias in the data, and successful companies must be able to rapidly iterate on their solution to maintain their competitive advantage. The gold standard for evaluating recommendation algorithms has been the A/B test since it is an unbiased way to estimate how well one or more algorithms compare in the real world. However, there are a number of issues with A/B testing that make it impractical to be the sole method of testing, including long lead time, and high cost of exploration. We argue that multi armed bandit (MAB) testing as a solution to these issues. We showcase how we implemented a MAB solution as an extra step between offline and online A/B testing in a production system. We present the result of our experiment and compare all the offline, MAB, and online A/B tests metrics for our use case.

## KEYWORDS

multi armed bandit, recommender system, embedding, A/B testing, vacation rental

<https://doi.org/10.1145/nnnnnnn.nnnnnnn>

## 1 INTRODUCTION

Recommendation systems are a vital component of many online marketplaces, where there are often millions of items to potentially present to users who have a wide variety of wants or needs. Determining each item's relevance to each user can be a hard algorithmic problem, and successful companies must be able to rapidly iterate on their solution to maintain their competitive advantage.

The gold standard for evaluating recommendation algorithms has been the A/B test since it is an unbiased way to estimate how well one or more algorithms compare in the real world. However, there are a number of issues with A/B testing that make it impractical to be the sole method of testing. First of all, gathering enough traffic to reach statistical significance can take unreasonably long, especially when the full shopping cycle can last days or weeks. When there are multiple algorithms to test, one can either test each algorithm in series or as multiple variants in parallel. However,

neither solution significantly cuts down on the iteration time, with multiple variants taking longer due to the smaller amount of traffic within each variant.

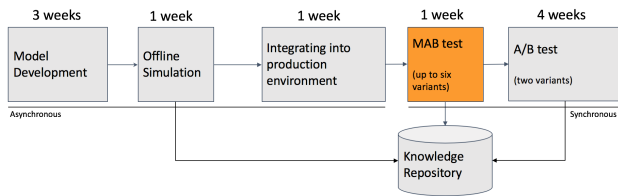
Another problem with online A/B testing is that it necessitates showing potentially sub-optimal algorithms to the real-world marketplace, which can ultimately cost companies money by delivering a degraded experience to users by presenting them with irrelevant products. This can provide a perverse incentive for algorithm developers to test incremental improvements. Another option is to reduce the traffic to a variant that is considered "risky". However, such a test will again take longer to reach statistical significance.

Because of the required time and potential risks of online A/B testing, one can potentially make decisions about algorithms beforehand through offline evaluation metrics. However, these metrics can be inherently biased by the current algorithm or the user interface. Since the algorithm determines when and how an item is presented, one cannot determine that item's relevancy to users apart from the algorithm's estimate. An item might have a higher relevance score if presented according to a different algorithm. In fact, these biases can be remedied if we leverage a randomize or stochastic algorithm.

Multi-armed Bandit tests bridge the gap between quick but biased offline metrics and unbiased but long online A/B testing. Like an A/B test, a MAB test starts with equal traffic devoted to each variant. However, that traffic allocation is changed after a short period according to the particular MAB design, increasing or decreasing traffic according to each variant's performance and taking into account uncertainty for each variant in a principled way. This way, traffic is not wasted on precisely determining the level to which some variants under perform. Instead, more traffic is devoted to high performing variants increasing the ability to statistically determine the difference between them. Furthermore, this reallocation minimizes the exposure of users to sub-optimal algorithms.

While MAB testing can save time over traditional A/B testing, we have found in practice it cannot completely replace it. MAB tests require a metric that is sensitive to change in a short period of time, like click-through rate, which may not correlate with a longer term metric used in the evaluation of an AB test. Instead, it can be an important step to validate offline metrics with some initial unbiased results, while allowing the opportunity to refine the candidate algorithms for a further A/B test. A typical development cycle is illustrated in figure 1. Model development, offline simulation, and integrating into a production environment typically can take 4-6 weeks, and can be done asynchronously across multiple

contributors. A MAB test on multiple variants (typically up to 6) will then take about one to two weeks. The winner of the MAB test will then get tested in an A/B test against the current algorithm, which takes about 4 weeks. With this hybrid MAB/AB approach, one could test up to six algorithms within a five week period. This is possible by eliminating candidates that grossly under-perform on short-term metrics. Alternatively, a sole A/B testing protocol would take  $6 \times 4 \text{ weeks} = \text{six months}$ . This allows for each A/B test to be much more productive, each test validating a more cultivated set of alternative algorithms. However, as we will discuss more in-depth, our decision to promote an algorithm to the next step is still done on a case-by-case basis, integrating information across all steps and a variety of metrics, including the results of previous tests.



**Figure 1: Multi-armed Bandit testing in the larger context of evaluating recommendation systems**

The rest of the paper is organized as follows. We first describe the current state of related work (section 2), discussing both theoretical studies of MAB testing frameworks and empirical studies of MAB tests. We then review the current state of recommendation algorithms, and the MAB architecture (section 4). We then review the architecture developed for running our MAB test, and describe the models we test in this case study. We then present the results of our case study in Section 5 and 6, with offline metrics, a MAB test, and an online test. We then describe the implications of the findings in the discussion section (section 7). We then conclude in section 8.

## 2 RELATED WORKS

Academics have extensively studied algorithms that solve the multi-armed bandit problem of balancing the acquisition of new knowledge (exploration) and leveraging the current knowledge (exploitation) when making decisions under uncertainty. At the same time, a number of companies have described how they leverage multi-armed bandits for making recommendations.

### 2.1 Theoretical Studies of Multi-armed Bandits

Most theoretical studies propose algorithms that can be shown to have a minimal asymptotic regret bound [16, 18, 29, 43, 68]. Some studies suggest deterministic algorithms such as Upper Confidence Bound (UCB) and its variants [26, 28, 44–46, 51, 52], since they have a feasible closed-form index policy. Others promote Stochastic Bayesian Thompson sampling variants, since they have practical advantages, since it does not get stuck in the same action over extended period of time under delayed feedback [14, 22, 65]. However, these studies often assume environments to be stationary and feedback to be independent and identically distributed (IID), assumptions that we already know to be false in our case.

Some studies have addressed how to make an algorithm robust to non-stationary and non-IID environments. Some studies have focused on developing robust or distributed algorithms for the non-cooperating adversarial settings, where multiple players engage in the zero-sum games [6, 7, 10, 12, 25, 30, 39–41, 53, 55, 71, 74, 86]. Others solve the issue, not by conditioning on the context, but by defining sliding windows, piece-wise stationary assumptions, and discounting processes [3, 15, 61, 83]. Other authors in academia have studied contextual multi-armed bandit and its variants regret bounds [4, 54, 57, 85].

## 2.2 Empirical Evaluation of Recommendation Algorithms

The variant of multi-armed bandit that is popular in industry is contextual bandit, for its ability to handle cold start problem at scale [58]. Cold start problem refers to the state that recommendation system has not gathered enough data to draw inference about a user or an item. Many studies highlight how vanilla bandit can be extended to contextual multi-armed bandit solutions for personalization and recommendation systems [2, 19, 48, 49, 56, 69]. For example, a study [1] discusses the process of productizing multi-armed bandits by determining context, sanity checking, evaluating offline, adding potential actions and logs, constraining, and engaging iterative improvements. Another study [13] discusses ensembling the content based and collaborative filtering based recommendations, using multi-armed bandits. The importance of exploration facing uncertainty is discussed by [58], and epsilon-greedy framework that learns explanation, content, and balance between exploration and exploitation jointly is provided as a solution. In addition, contextual bandits have been highlighted in [77] to resolve the cold-start problem. Authors from Yahoo! and Microsoft have extensively studied contextual bandit for news personalization [2, 19, 48, 49, 56, 69]. Authors from Amazon also have highlighted the use of contextual bandit for optimizing content on web pages [36]. Authors from Google have long been arguing to use multi-armed bandit in massive online experimentation [70].

Furthermore, top tier tech players have presented research on other practical methods of recommendation algorithm evaluation, including the process analysis [35], the A/B testing [23, 31], the offline-evaluation refinement [67], and an unbiased offline evaluation [33, 37, 64]. Although, these are great studies which illuminate our way to build an infrastructure to leverage multi-armed bandit (MAB), none of them have mentioned their MAB solution as a production ready system to rapidly test various recommender system algorithms in an unbiased fashion. The current study aims to fill this gap.

## 3 CURRENT AND SELECTED RECOMMENDATION ALGORITHMS

Recommender systems can be classified by their input data, either the attributes or features of each item (e.g. price, rating, attributes) or user behavior (e.g. co-view within session, view-purchase within session, or historical purchase and views). The recommender systems that use the item attributes are called content based recommender system. The recommender systems that use the user behavior path can take various names based on their approach, including:

collaborative filtering [24], matrix factorization [38, 60], session based embedding recommender system [5, 8, 11, 17, 32, 63, 80, 81, 81, 84], or probabilistic models [20, 34, 66, 76, 82]. There are hybrid recommender systems that combine both of the features and typically leverage deep neural networks [21, 79], or factorization machines [21, 50, 78].

The arms of a MAB model are the recommender system’s variants. In this MAB campaign, we selected four different variants of recommender systems to test their performance online. We describe these four variants as follows:

- *MAB\_ARM-1* includes a variant of content based recommender system which is built on a set of top of key item features.
- *MAB\_ARM-2* includes a variant of probabilistic recommender system. It is based on the conditional probability that a user clicks on item  $j$  given they clicked on item  $i$  within their shopping session.
- *MAB\_ARM-3* includes a variant of session based embedding recommender systems [62]. It leverages user session activity data and estimates the similarity between the items in the embedding space.
- *MAB\_ARM-4* includes a variant of the Matrix Factorization model [50]. It creates a low dimensional representation for the items by using session co-view data.

We evaluate the online test results using two metrics - click-through-rate (CTR) and conversion-rate (CVR). CTR is measured as the proportion of users who clicked on recommendation items viewed. CVR is measured as the proportion of users who purchased on recommended items viewed. The former metric describes the user’s engagement on the platform, while the later determines the conversion impact of the model. In the current study, we report both CTR and CVR online results and compare them across models. The online A/B test results is our gold standard.

We describe the winner armed of previous MAB campaign and the control recommender system (i.e. status quo) as follows:

- *Control* variant includes current state-of-the-art model which is in production and generates recommendations to all live traffic in our platform. It leverages a neural-network architecture to create low dimensional embeddings for the items using user session clicks data similar to [32, 59].
- *Previous campaign winner* variant includes a knowledge gradient model (e.g. [20, 82]) based on beta binomial distribution. This model was a winner of the previous MAB campaign by earning the highest CTR among all the other models in that campaign.

## 4 MULTI-ARMED BANDIT ARCHITECTURE AND PROCESS

Our daily mini-batch MAB training pipeline consists of three main processes: reward attribution, traffic proportion mini-batch process, and a randomized online traffic allocation. Figure 2 depicts the architecture of this pipeline.

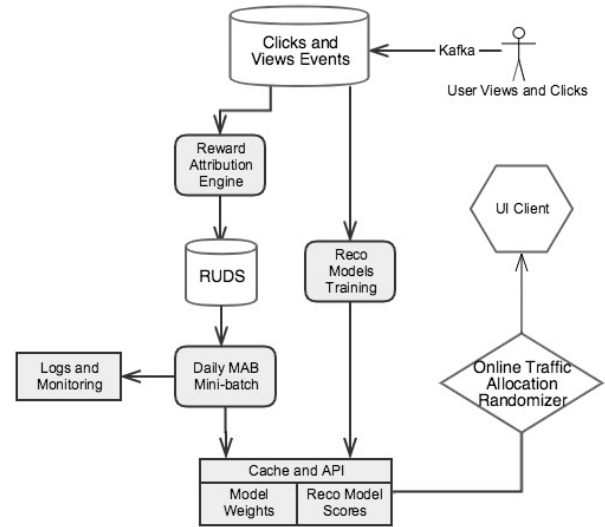


Figure 2: Architecture diagram of MAB daily processing.

### 4.1 Reward Attribution Engine

The reward attribution layer leverages a real-time Kafka Queue [42] that receives messages from user interaction events, and back-end recommender service event logs, generating a Recommendation Unified Data set (RUDES). RUDES uses a configured look ahead window to join back-end recommendation service and front-end click and view events together. RUDES not only captures the micro-conversion events (e.g. clicks and views), but also the ultimate conversion event (e.g. purchase), allowing near real-time performance monitoring of each recommender system variant. We leverage a visitor based metric, as opposed to visit based metric, to minimize the potential statistical dependency between the observations.

### 4.2 MAB Daily Mini-batch

This layer receives sufficient statistics (i.e. number of views and clicks for each variant) from the reward attribution engine and pushes the computed traffic proportions for each armed to the cache. For this traffic allocation, we leverage Thompson sampling (TS). Since the sufficient statistics can be modeled as Bernoulli random variables with parameter ( $p$  = probably of a click), it is straightforward to assume ( $p$ ) follows a Beta distribution. This formulation allows us to leverage TS without the need for numerical approximation since Beta is a conjugate prior. As visitors click on recommended items each day, we update our posterior distributions which also has Beta distribution. This process is formalized as follows [72]. It initially assumes armed  $i$  to have a uniform prior  $Beta(1, 1)$  for probability of success (user click)  $p_i$ . At epoch (e.g. day)  $t$ , having observed  $S_i(t)$  accumulated successes and  $F_i(t)$  accumulated failures from the first epoch, the algorithm updates the posterior distribution of  $p_i$  to  $Beta(S_i(t) + 1, F_i(t) + 1)$ . The algorithm then samples from these posterior distributions of  $p_i$ ’s and allocates the traffic to the arms according to the proportion of simulated samples that  $p_i$  dominates all other arms. In our case,

we draw 10,000 samples from this posterior distribution at each mini-batch daily run. For each sample we compare the drawn CTR across arms, and we identify the armed that has maximum CTR. Then, we compute the proportion that each armed had maximum drawn CTR out of all the draws. The computed traffic allocation is then pushed to a cache. This traffic allocation data in the cache is exposed by an API is then leveraged by the online traffic allocation randomizer for the next day, which we describe next. In addition, we log these intermediary spin offs and the final traffic allocations for monitoring purposes. The whole MAB process has low memory requirement and constant time complexity.

### 4.3 Online Traffic Allocation Randomizer

When a visitor visits our website on a item page, a request is sent to the recommendation service. This Java-based process is the orchestrator of variants of the recommender systems. This process calls the traffic allocation proportion cache and draws a uniform random variable between 0 and 1 for each visitor. Based on the bucket of the cumulative distribution of allocation proportion that this random variable instance falls into, the recommender service calls the relevant recommender system variant and returns the list of recommended items. Then, this process sends the recommended item to UI client that is equipped with tracking script to show them to the users.

### 4.4 Building a Robust System

We conclude this section by presenting a couple of practical approaches we leveraged to make the MAB pipeline robust. First, our business is seasonal and subject to daily, weekly, and monthly effects. The risk of using MAB in this context is that, a variant might perform poorly at a given date, while being globally optimal. Another risk could be that there is no globally optimal variant. In this case, for each time period the optimal variant may be different, violating the stationarity assumption. In this case, the vanilla bandit might allocate zero traffic at the first mini-batch run. This zero traffic allocation will take the opportunity from this optimal armed to win in future dates. To resolve this issue we defined a lower bound on the traffic allocation, so if the traffic allocation of an armed is less than the configurable secured traffic threshold, we take traffic from winner armed proportional to their optimality and allocate to the loser arm. Changing this lower bound adaptively according to a configurable schedule allows us to give enough opportunity to the arms that might lose at initial days of the campaign, but might win afterward. In practice, we have observed that variants that lose the initial days can win back traffic due to this protective process that we have embedded in the pipeline. Second, our platform is subject to many web crawler and scraper bots, which might skew the traffic allocation. To solve this issue, in addition to leveraging visitor based click metric, we also leveraged mini-batch approach. In other words, our traffic proportion computation process is run in nightly batches, to aggregate data, and not be sensitive to noise. Indeed, this aggregation reduces unbiased noise, so we rely on our bot detection service to filter out the bot biased noise.

Third, although we run the MAB as a campaign as opposed to restless bandit, we designed our pipeline so that in case we add a new variant mid-way, it starts with uniform prior, and the traffic is

re-allocated as we collect more data at nightly batches. Fourth, it is possible that a given recommender system variant has defects, but we don't want to stop all the variants, only because one of the variants has defect. To accommodate this requirement, we defined a black listing process, which allows us to put a given variant into a black list to zero out the traffic allocated to it the next day. Fifth, our MAB pipeline should be robust to any pipeline breakage in upstream system. To achieve robustness, we modified our mini-batch query from RUDS to not change the traffic allocation, when such a breakage happens. This in-variance under no data condition is consistent with Bayesian principles.

## 5 EXPERIMENTAL METHODS

In this section we describe the two components of our framework, offline metrics and online MAB testing. Furthermore, we describe the benefits of our MAB approach.

### 5.1 Offline Evaluation

Building offline metrics for recommendation models is a tricky task, and it can vary by use-case and industry. We approach the recommendation task as a ranking problem, meaning that we are interested in showing relatively few items to the user that we consider most relevant. Accordingly, we use popular ranking metrics - Normalized Discounted Cumulative Gain (NDCG), Mean Reciprocal Rank (MRR), and Mean Average Precision (MAP) to evaluate the offline performance of the models [47, 75]. In most cases, the offline evaluation has limitations due to the bias in the underlying data [9]. This selection bias might stem from current system constraints (e.g. state of user interface) and search cost, which lead the user to choose the items under bounded rationality [27, 73].

We sampled multiple months of the users' previous logged interaction data, containing clicks and purchases. We segmented this into two interaction matrices- one based on clicks and the other based on purchases or bookings. We computed offline metrics for these models on both interaction matrices and used this data as a source to compare the offline performance of all the recommender system models in this MAB campaign.

### 5.2 Online MAB Testing

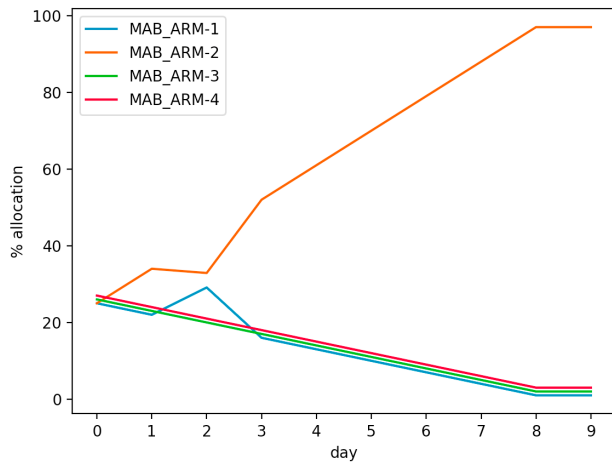
In every MAB campaign, we test the performance of new variants of recommender system models based on CTR. Once the campaign is ended, we will A/B test the winner armed of the MAB model against current control to measure it's impact on both CTR and CVR. In this way, we keep track of conversion besides click through rate. The MAB setting is as follows: at each round we have a set of actions  $A$ . After choosing an action  $a \in A$ , we observe a reward  $r$ . The goal is to find a policy that selects actions such that cumulative reward across epochs is as large as possible. Equivalently, such policy minimizes regret relative to the best action policy, known ex-post. In our case, since the reward is either 0 or 1 (whether the user clicks on the viewed recommended item or not), it can be treated as a Bernoulli bandit problem.

To solve this MAB problem, there are several algorithms to select from including: Thompson sampling (TS), Upper Confidence Bounds (UCB), and Epsilon-Greedy (EG). We used TS due to its optimality and robustness to noise in the production environment, since

**Table 1: Offline and online performance of all selected recommender system models in this MAB campaign**

| Recommender Systems      | Offline results |              |              |              |              |              | online results      |              |             |
|--------------------------|-----------------|--------------|--------------|--------------|--------------|--------------|---------------------|--------------|-------------|
|                          | CTR             |              |              | CVR          |              |              | MAB test<br>*CTR(%) | A/B test     |             |
|                          | MRR             | NDCG@10      | MAP@10       | MRR          | NDCG@10      | MAP@10       |                     | *CTR(%)      | *CVR(%)     |
| MAB_ARM-1                | 0.206           | 0.338        | 0.180        | 0.232        | 0.427        | 0.124        | -0.25               | -            | -           |
| MAB_ARM-2                | <b>0.585</b>    | <b>0.800</b> | <b>0.595</b> | 0.256        | 0.441        | 0.146        | +11.16              | -            | -           |
| MAB_ARM-3                | 0.336           | 0.582        | 0.390        | 0.299        | 0.496        | 0.167        | +0.45               | -            | -           |
| MAB_ARM-4                | 0.430           | 0.672        | 0.470        | <b>0.491</b> | <b>0.670</b> | <b>0.292</b> | -0.15               | -            | -           |
| previous campaign winner | <b>0.585</b>    | <b>0.800</b> | 0.592        | 0.256        | 0.442        | 0.146        | -                   | +10.8 ± 0.43 | +0.3 ± 0.87 |
| Control                  | 0.291           | 0.505        | 0.349        | 0.302        | 0.504        | 0.18         | -                   | -            | -           |

\* percentage difference in comparison to control model.

**Figure 3: Multi-armed Bandit Re-Allocation Timeseries**

it leverages a Bayesian framework [13]. These noises can stem from upstream system and data dependencies. In addition, in contrast to UCB, TS will allow us to do randomization at each mini-batch round, which prevents the risk of falling into local optima.

### 5.3 Benefits of MAB approach

Our online A/B testing platform is stateful, meaning for any test, it randomly buckets users to variants of the test and once a user is bucketed, they will remain in the same variant for the whole test. This is to keep the user’s experience consistent on our platform and also to measure the performance of variants in a user independent fashion. However, for recommender systems, the consistency of experiment is not required, meaning it doesn’t hurt if a user sees items  $l_1, l_2, l_3, \dots$  as recommendations for an item  $l_0$  today, and sees items  $l_3, l_5, l_7, \dots$  as the recommendations for the same item next day. Indeed such an approach is helpful to create diversity. In addition, even if we don’t do this, it is possible that few of recommended items rendered to a user might become unavailable over time, and as a result the new list of recommendations are different. Furthermore, we gain statistical strength in MAB by increasing traffic for the winner armed and decreasing it for the arms that are not winning. As a result, we give it more exposure and traffic this way.

## 6 RESULTS

Table 1 displays the results of all three components of the framework. In the offline metric section (left), *MAB\_ARM-2* performs the best across all CTR offline metrics compared to all the other arms in the current campaign. Its offline performance based on CTR is very close to the previous campaign winner and is superior to control. In contrast, *MAB\_ARM-4* has better CVR offline metrics compared to all the other models. Also, the offline performance of previous campaign winner model is superior to control based on CTR but is inferior based on CVR.

Figure 3 shows the results of online traffic allocation for the four variants of this campaign. In MAB test portion of Table 1, we observe that *MAB\_ARM-2* has the highest expected CTR followed by *MAB\_ARM-3*, *MAB\_ARM-4*, and *MAB\_ARM-1*. We started this MAB campaign with equal traffic allocation for all the arms. It is clear that our algorithm incrementally shifted the traffic from other arms to *MAB\_ARM-2* and within a two weeks it allocated all the traffic to that arm. This result was expected, as from our offline evaluation results we observed *MAB\_ARM-2* has the highest best online CTR metrics.

We performed a traditional A/B test to measure the engagement and conversion impact of the *previous winner arm* against the *Control* model. In our A/B test, we observed an incremental increase in both 10.8% CTR. This result was expected, as it has higher NDCG for CTR compared to control from our offline evaluation. Also, in our A/B test we observed incremental 0.3% CVR but it was not statistical significant. This result was not expected because it outperformed the control model despite it’s lower offline CVR metrics

## 7 DISCUSSION

For a long time, our team has been aware that CTR does not necessarily predict CVR. A particular algorithm may present items that engage users’ curiosity but are not necessarily relevant for their needs. For instance, a pretty or novel picture might invite people to click on an item, especially if the users are at an exploratory phase. However, that interaction may have also been a lost opportunity to show a truly relevant or personalized item. Therefore, an increase in CTR could actually hurt CVR. Likewise, an algorithm could improve the relevance of items at a level that is only apparent after one has clicked through to see the item, thereby increasing CVR while not affecting CTR. Ideally, an algorithm would improve both metrics if, by design, it is presenting more relevant items at

the outset. Nevertheless, our framework evaluates both metrics at every step.

Our current case study presents a good example of how one cannot use any one method, offline or online, to evaluate algorithms. According to the offline metrics, *MAB\_ARM-2* and the previous campaign winner should be clearly superior on CTR and mediocre on CVR. On the other hand, *MAB\_ARM-4* is clearly superior across all CVR metrics while being the 2nd best armed in terms of CTR. Therefore both *MAB\_ARM-4* and *MAB\_ARM-2* may be better than the previous winner and also control, but for different reasons. However, these results were not exactly consistent with the MAB test.

The purpose of the MAB-test is to give additional information to select candidate algorithms for A/B test in the next campaign. Unsurprisingly, *MAB\_ARM-2* quickly gained allocation to due its higher CTR. So, it is arguably the most viable candidate. Despite losing on CTR, *MAB\_ARM-4* still could perform well on CVR during the next A/B test. So, it will go into the next campaign as well. Since *MAB\_ARM-1* and *MAB\_ARM-3* did not perform well on online CTR, they will not be included. But, it is worthwhile to note that the offline CTR metrics would suggest that the *MAB\_ARM-4* would outperform *MAB\_ARM-3* on CTR, which was not the case.

The A/B test within which the MAB test was conducted succeeded in validating that the previous campaign winner does beat control on both CTR and CVR. This is supported by the offline metrics for CTR but contradicts the CVR metrics. The difference between the offline metrics were small between these two algorithms, suggesting small differences may be within the noise.

## 8 CONCLUSION

In this paper we discussed how we productionalized MAB to evaluate recommender system variants in a less biased fashion. We discussed how MAB can help us save time in evaluating recommender system variants in our two-sided short term vacation rental marketplace. In addition, we mentioned various practical approaches we leveraged to make MAB robust when the business is seasonal and data is non-stationary. We presented the result of one of the MAB campaigns we ran, and its experimental outcomes. Our results allowed us to compare A/B tests and MAB tests across a small number of variants across all entities. Such a comparison is not possible in the scenarios in which MAB is implemented as one bandit per entity.

There are several open issues to be addressed in future work. In particular, we are going to scale our MAB framework to treat each item in our platform as a MAB problem. Furthermore, we are planning to extend our framework to enable multi-objective optimization.

## ACKNOWLEDGMENTS

The authors would like to thank Travis Brady, Pavlos Mitsoulis Ntompos, Ben Dundee, Kurt Smith, and John Meakin for their internal review of this paper and their helpful feedback.

## REFERENCES

[1] Balashov I. Bar S. Lempel R. Moscovici N. Abensur, D. and I. Orlov. 2019. Production Challenges of Contextual Multi-Armed Bandits. (2019).

[2] Alekh Agarwal, Daniel Hsu, Satyen Kale, John Langford, Lihong Li, and Robert Schapire. 2014. Taming the monster: A fast and simple algorithm for contextual bandits. In *International Conference on Machine Learning*. 1638–1646.

[3] Alekh Agarwal, Haipeng Luo, Behnam Neyshabur, and Robert E Schapire. 2016. Corraling a band of bandit algorithms. *arXiv preprint arXiv:1612.06246* (2016).

[4] Niko-Petteri Ahonen et al. 2017. Applying Bayesian Bandits For Solving Optimal Budget Allocation In Social Media Marketing. (2017).

[5] Sanjeev Arora, Yingyu Liang, and Tengyu Ma. 2016. A simple but tough-to-beat baseline for sentence embeddings. (2016).

[6] Jean-Yves Audibert and Sebastien Bubeck. 2010. Regret bounds and minimax policies under partial monitoring. *Journal of Machine Learning Research* 11, Oct (2010), 2785–2836.

[7] Orly Avner and Shie Mannor. 2014. Concurrent bandits and cognitive radio networks. In *Joint European Conference on Machine Learning and Knowledge Discovery in Databases*. Springer, 66–81.

[8] Oren Barkan and Noam Koenigstein. 2016. Item2vec: neural item embedding for collaborative filtering. In *2016 IEEE 26th International Workshop on Machine Learning for Signal Processing (MLSP)*. IEEE, 1–6.

[9] Joeran Beel, Marcel Genzmeier, Stefan Langer, Andreas Nürnberger, and Bela Gipp. 2013. A comparative analysis of offline and online evaluations and discussion of research paper recommender system evaluation. In *Proceedings of the international workshop on reproducibility and replication in recommender systems evaluation*. ACM, 7–14.

[10] Lilian Besson and Emilie Kaufmann. 2017. Multi-player bandits revisited. *arXiv preprint arXiv:1711.02317* (2017).

[11] Veronika Bogina and Tsvi Kuflik. 2017. Incorporating Dwell Time in Session-Based Recommendations with Recurrent Neural Networks.. In *RecTemp@ RecSys*. 57–59.

[12] Etienne Boursier and Vianney Perchet. 2018. SIC-MMAB: synchronisation involves communication in multiplayer multi-armed bandits. *arXiv preprint arXiv:1809.08151* (2018).

[13] Björn Brodén, Mikael Hammar, Bengt J Nilsson, and Dimitris Paraschakis. 2018. Ensemble recommendations via Thompson sampling: an experimental study within e-Commerce. In *23rd International Conference on Intelligent User Interfaces*. ACM, 19–29.

[14] Sébastien Bubeck, Nicolo Cesa-Bianchi, et al. 2012. Regret analysis of stochastic and nonstochastic multi-armed bandit problems. *Foundations and Trends® in Machine Learning* 5, 1 (2012), 1–122.

[15] Yang Cao, Zheng Wen, Branislav Kveton, and Yao Xie. 2018. Nearly Optimal Adaptive Procedure with Change Detection for Piecewise-Stationary Bandit. *arXiv preprint arXiv:1802.03692* (2018).

[16] Olivier Cappé, Aurélien Garivier, Odalric-Ambrym Maillard, Rémi Munos, Gilles Stoltz, et al. 2013. Kullback–leibler upper confidence bounds for optimal sequential allocation. *The Annals of Statistics* 41, 3 (2013), 1516–1541.

[17] Hugo Caselles-Dupré, Florian Lesaint, and Jimena Royo-Letelier. 2018. Word2vec applied to recommendation: Hyperparameters matter. In *Proceedings of the 12th ACM Conference on Recommender Systems*. ACM, 352–356.

[18] Nicolò Cesa-Bianchi, Claudio Gentile, Gábor Lugosi, and Gergely Neu. 2017. Boltzmann exploration done right. In *Advances in Neural Information Processing Systems*. 6284–6293.

[19] Olivier Chapelle and Lihong Li. 2011. An empirical evaluation of thompson sampling. In *Advances in neural information processing systems*. 2249–2257.

[20] Si Chen, Kristofer-Roy G Reyes, Maneesh K Gupta, Michael C McAlpine, and Warren B Powell. 2015. Optimal learning in experimental design using the knowledge gradient policy with application to characterizing nanoemulsion stability. *SIAM/ASA Journal on Uncertainty Quantification* 3, 1 (2015), 320–345.

[21] Heng-Tze Cheng, Levent Koc, Jeremiah Harmsen, Tal Shaked, Tushar Chandra, Hrish Aradhye, Glen Anderson, Greg Corrado, Wei Chai, Mustafa Ispir, et al. 2016. Wide & deep learning for recommender systems. In *Proceedings of the 1st workshop on deep learning for recommender systems*. ACM, 7–10.

[22] Richard Combes, Stefan Magureanu, and Alexandre Proutiere. 2017. Minimal exploration in structured stochastic bandits. In *Advances in Neural Information Processing Systems*. 1763–1771.

[23] Simen Eide and Ning Zhou. 2018. Deep neural network marketplace recommenders in online experiments. In *Proceedings of the 12th ACM Conference on Recommender Systems*. ACM, 387–391.

[24] Michael D Ekstrand, John T Riedl, Joseph A Konstan, et al. 2011. Collaborative filtering recommender systems. *Foundations and Trends® in Human-Computer Interaction* 4, 2 (2011), 81–173.

[25] Noyan Evirgen and Alper Kose. 2017. The effect of communication on noncooperative multiplayer multi-armed bandit problems. In *2017 16th IEEE International Conference on Machine Learning and Applications (ICMLA)*. IEEE, 331–336.

[26] Sarah Filippi, Olivier Cappé, and Aurélien Garivier. 2010. Optimism in reinforcement learning and Kullback-Leibler divergence. In *2010 48th Annual Allerton Conference on Communication, Control, and Computing (Allerton)*. IEEE, 115–122.

[27] Xavier Gabaix, David Laibson, Guillermo Moloche, and Stephen Weinberg. 2006. Costly information acquisition: Experimental analysis of a boundedly rational model. *American Economic Review* 96, 4 (2006), 1043–1068.



- [28] Aurélien Garivier and Olivier Cappé. 2011. The KL-UCB algorithm for bounded stochastic bandits and beyond. In *Proceedings of the 24th annual conference on learning theory*. 359–376.
- [29] Aurélien Garivier, Hédi Hadji, Pierre Menard, and Gilles Stoltz. 2018. KL-UCB-switch: optimal regret bounds for stochastic bandits from both a distribution-dependent and a distribution-free viewpoints. *arXiv preprint arXiv:1805.05071* (2018).
- [30] Aurélien Garivier, Tor Lattimore, and Emilie Kaufmann. 2016. On explore-then-commit strategies. In *Advances in Neural Information Processing Systems*. 784–792.
- [31] Carlos A Gomez-Urbe and Neil Hunt. 2016. The netflix recommender system: Algorithms, business value, and innovation. *ACM Transactions on Management Information Systems (TMIS)* 6, 4 (2016), 13.
- [32] Mihajlo Grbovic and Haibin Cheng. 2018. Real-time personalization using embeddings for search ranking at Airbnb. In *Proceedings of the 24th ACM SIGKDD International Conference on Knowledge Discovery & Data Mining*. ACM, 311–320.
- [33] Alois Gruson, Praveen Chandar, Christophe Charbuillet, James McInerney, Samantha Hansen, Damien Tardieu, and Ben Carterette. 2019. Offline Evaluation to Make Decisions About Playlist Recommendation Algorithms. In *Proceedings of the Twelfth ACM International Conference on Web Search and Data Mining*. ACM, 420–428.
- [34] Romain Guigourès, Yuen King Ho, Evgenii Koriagin, Abdul-Saboor Sheikh, Urs Bergmann, and Reza Shirvany. 2018. A hierarchical bayesian model for size recommendation in fashion. In *Proceedings of the 12th ACM Conference on Recommender Systems*. ACM, 392–396.
- [35] Asela Gunawardana and Guy Shani. 2015. Evaluating recommender systems. In *Recommender systems handbook*. Springer, 265–308.
- [36] Daniel N Hill, Houssam Nassif, Yi Liu, Anand Iyer, and SVN Vishwanathan. 2017. An efficient bandit algorithm for realtime multivariate optimization. In *Proceedings of the 23rd ACM SIGKDD International Conference on Knowledge Discovery and Data Mining*. ACM, 1813–1821.
- [37] FO Isinkaye, YO Folajimi, and BA Ojokoh. 2015. Recommendation systems: Principles, methods and evaluation. *Egyptian Informatics Journal* 16, 3 (2015), 261–273.
- [38] Christopher C Johnson. 2014. Logistic matrix factorization for implicit feedback data. *Advances in Neural Information Processing Systems* 27 (2014).
- [39] Dileep Kalathil, Naumaan Nayyar, and Rahul Jain. 2014. Decentralized learning for multiplayer multiarmed bandits. *IEEE Transactions on Information Theory* 60, 4 (2014), 2331–2345.
- [40] Baekjin Kim and Ambuj Tewari. 2019. On the Optimality of Perturbations in Stochastic and Adversarial Multi-armed Bandit Problems. *arXiv preprint arXiv:1902.00610* (2019).
- [41] Honda J. Nakagawa H. Komiyama, J. 2019. Optimal Regret Analysis of Thompson Sampling in Stochastic Multi-armed Bandit Problem with Multiple Plays. (2019).
- [42] Jay Kreps, Neha Narkhede, Jun Rao, et al. 2011. Kafka: A distributed messaging system for log processing. In *Proceedings of the NetDB*. 1–7.
- [43] Branislav Kveton, Csaba Szepesvari, Mohammad Ghavamzadeh, and Craig Boutilier. 2019. Perturbed-History Exploration in Stochastic Multi-Armed Bandits. *arXiv preprint arXiv:1902.10089* (2019).
- [44] Joon Kwon, Vianney Perchet, and Claire Vernade. 2017. Sparse stochastic bandits. *arXiv preprint arXiv:1706.01383* (2017).
- [45] Tor Lattimore. 2015. Optimally confident UCB: Improved regret for finite-armed bandits. *arXiv preprint arXiv:1507.07880* (2015).
- [46] Tor Lattimore. 2016. Regret analysis of the anytime optimally confident UCB algorithm. *arXiv preprint arXiv:1603.08661* (2016).
- [47] Quoc Le and Alexander Smola. 2007. Direct optimization of ranking measures. *arXiv preprint arXiv:0704.3359* (2007).
- [48] Lihong Li, Wei Chu, John Langford, Taesup Moon, and Xuanhui Wang. 2012. An unbiased offline evaluation of contextual bandit algorithms with generalized linear models. In *Proceedings of the Workshop on On-line Trading of Exploration and Exploitation 2*. 19–36.
- [49] Lihong Li, Wei Chu, John Langford, and Robert E Schapire. 2010. A contextual-bandit approach to personalized news article recommendation. In *Proceedings of the 19th international conference on World wide web*. ACM, 661–670.
- [50] Dawen Liang, Jaan Altsaar, Laurent Charlin, and David M Blei. 2016. Factorization meets the item embedding: Regularizing matrix factorization with item co-occurrence. In *Proceedings of the 10th ACM conference on recommender systems*. ACM, 59–66.
- [51] Fang Liu, Joohyun Lee, and Ness Shroff. 2018. A change-detection based framework for piecewise-stationary multi-armed bandit problem. In *Thirty-Second AAAI Conference on Artificial Intelligence*.
- [52] Fang Liu, Sinong Wang, Swapna Buccapatnam, and Ness Shroff. 2018. UCBoost: a boosting approach to tame complexity and optimality for stochastic bandits. *arXiv preprint arXiv:1804.05929* (2018).
- [53] Keqin Liu and Qing Zhao. 2010. Distributed learning in multi-armed bandit with multiple players. *IEEE Transactions on Signal Processing* 58, 11 (2010), 5667–5681.
- [54] J Derek Lomas, Jodi Forlizzi, Nikhil Poonwala, Nirmal Patel, Sharan Shodhan, Kishan Patel, Ken Koedinger, and Emma Brunskill. 2016. Interface design optimization as a multi-armed bandit problem. In *Proceedings of the 2016 CHI Conference on Human Factors in Computing Systems*. ACM, 4142–4153.
- [55] Gábor Lugosi and Abbas Mehrabian. 2018. Multiplayer bandits without observing collision information. *arXiv preprint arXiv:1808.08416* (2018).
- [56] Yizhi Mao, Miao Chen, Abhinav Wagle, Junwei Pan, Michael Natkovich, and Don Matheson. 2018. A Batched Multi-Armed Bandit Approach to News Headline Testing. In *2018 IEEE International Conference on Big Data (Big Data)*. IEEE, 1966–1973.
- [57] Dale McConachie and Dmitry Berenson. 2017. Bandit-based model selection for deformable object manipulation. *arXiv preprint arXiv:1703.10254* (2017).
- [58] James McInerney, Benjamin Lacker, Samantha Hansen, Karl Higley, Hugues Bouchard, Alois Gruson, and Rishabh Mehrotra. 2018. Explore, exploit, and explain: personalizing explainable recommendations with bandits. In *Proceedings of the 12th ACM Conference on Recommender Systems*. ACM, 31–39.
- [59] Pavlos Mitsoulis-Ntompos, Meisam Hejazinia, Serena Zhang, and Travis Brady. 2019. A Simple Deep Personalized Recommendation System. *arXiv preprint arXiv:1906.11336* (2019).
- [60] Andriy Mnih and Ruslan R Salakhutdinov. 2008. Probabilistic matrix factorization. In *Advances in neural information processing systems*. 1257–1264.
- [61] Eric Moulines. 1985. 8 On Upper-Confidence Bound Policies for Non-Stationary Bandit Problems. (1985).
- [62] Noam Koenigstein Oren Barkan. 2017. Item2Vec: Neural Item Embedding for Collaborative Filtering. (2017).
- [63] Jeffrey Pennington, Richard Socher, and Christopher Manning. 2014. Glove: Global vectors for word representation. In *Proceedings of the 2014 conference on empirical methods in natural language processing (EMNLP)*. 1532–1543.
- [64] Ladislav Peska and Peter Vojtas. 2018. Off-line vs. On-line Evaluation of Recommender Systems in Small E-commerce. *arXiv preprint arXiv:1809.03186* (2018).
- [65] Vishnu Raj and Sheetal Kalyani. 2017. Taming non-stationary bandits: A Bayesian approach. *arXiv preprint arXiv:1707.09727* (2017).
- [66] Steffen Rendle, Christoph Freudenthaler, and Lars Schmidt-Thieme. 2010. Factorizing personalized markov chains for next-basket recommendation. In *Proceedings of the 19th international conference on World wide web*. ACM, 811–820.
- [67] Steffen Rendle, Li Zhang, and Yehuda Koren. 2019. On the Difficulty of Evaluating Baselines: A Study on Recommender Systems. *arXiv preprint arXiv:1905.01395* (2019).
- [68] Jonathan Rosenski, Ohad Shamir, and Liran Szlak. 2016. Multi-player bandits—a musical chairs approach. In *International Conference on Machine Learning*. 155–163.
- [69] Stéphane Ross, Paul Mineiro, and John Langford. 2013. Normalized online learning. *arXiv preprint arXiv:1305.6646* (2013).
- [70] Steven L Scott. 2015. Multi-armed bandit experiments in the online service economy. *Applied Stochastic Models in Business and Industry* 31, 1 (2015), 37–45.
- [71] Yevgeny Seldin and Gábor Lugosi. 2017. An improved parametrization and analysis of the EXP3++ algorithm for stochastic and adversarial bandits. *arXiv preprint arXiv:1702.06103* (2017).
- [72] Navin Goyal Shipra Agrawal. 2012. Analysis of Thompson Sampling for the Multi-armed Bandit Problem. In *25th Annual Conference on Learning Theory*. 39.1&§39.26.
- [73] Herbert A Simon. 1972. Theories of bounded rationality. *Decision and organization* 1, 1 (1972), 161–176.
- [74] Adish Singla, Hamed Hassani, and Andreas Krause. 2017. Learning to Use Learners’ Advice. *arXiv preprint arXiv:1702.04825* (2017).
- [75] Pavel Sirotkin. 2013. On search engine evaluation metrics. *arXiv preprint arXiv:1302.2318* (2013).
- [76] Brent Smith and Greg Linden. 2017. Two decades of recommender systems at Amazon. com. *Ieee internet computing* 21, 3 (2017), 12–18.
- [77] Liang Tang, Yexi Jiang, Lei Li, and Tao Li. 2014. Ensemble contextual bandits for personalized recommendation. In *Proceedings of the 8th ACM Conference on Recommender Systems*. ACM, 73–80.
- [78] Flavian Vasile, Elena Smirnova, and Alexis Conneau. 2016. Meta-prod2vec: Product embeddings using side-information for recommendation. In *Proceedings of the 10th ACM Conference on Recommender Systems*. ACM, 225–232.
- [79] Shengxian Wan, Yanyan Lan, Pengfei Wang, Jiafeng Guo, Jun Xu, and Xueqi Cheng. 2015. Next Basket Recommendation with Neural Networks. In *RecSys Posters*.
- [80] Jizhe Wang, Pipei Huang, Huan Zhao, Zhibo Zhang, Binqiang Zhao, and Dik Lun Lee. 2018. Billion-scale commodity embedding for e-commerce recommendation in alibaba. In *Proceedings of the 24th ACM SIGKDD International Conference on Knowledge Discovery & Data Mining*. ACM, 839–848.
- [81] Shoujin Wang, Longbing Cao, and Yan Wang. 2019. A Survey on Session-based Recommender Systems. *arXiv preprint arXiv:1902.04864* (2019).
- [82] Yingfei Wang, Chu Wang, and Warren Powell. 2016. The knowledge gradient for sequential decision making with stochastic binary feedbacks. In *International Conference on Machine Learning*. 1138–1147.
- [83] Lai Wei and Vaibhav Srivatsva. 2018. On abruptly-changing and slowly-varying multiarmed bandit problems. In *2018 Annual American Control Conference (ACC)*. IEEE, 6291–6296.

- [84] Shu Wu, Yuyuan Tang, Yanqiao Zhu, Liang Wang, Xing Xie, and Tieniu Tan. 2018. Session-based Recommendation with Graph Neural Networks. *arXiv preprint arXiv:1811.00855* (2018).
- [85] Chunqiu Zeng, Qing Wang, Shekoofeh Mokhtari, and Tao Li. 2016. Online context-aware recommendation with time varying multi-armed bandit. In *Proceedings of the 22nd ACM SIGKDD international conference on Knowledge discovery and data mining*. ACM, 2025–2034.
- [86] Julian Zimmert and Yevgeny Seldin. 2018. An optimal algorithm for stochastic and adversarial bandits. *arXiv preprint arXiv:1807.07623* (2018).