

ABDUCTIVE COMMONSENSE REASONING

Chandra Bhagavatula[◇], Ronan Le Bras[◇], Chaitanya Malaviya[◇], Keisuke Sakaguchi[◇],
Ari Holtzman[◇], Hannah Rashkin[◇], Doug Downey[◇], Scott Wen-tau Yih[♣], Yejin Choi[◇]

[◇]Allen Institute for Artificial Intelligence, Seattle, WA, USA

[♣]Facebook AI, Seattle, WA, USA

{chandrab, ronanlb, chaitanyam, keisukes}@allenai.org

{arih, hannahr, dougd, yejinc}@allenai.org

{scottyih}@fb.com*

ABSTRACT

Abductive reasoning is inference to the *most plausible explanation*. For example, if Jenny finds her house in a mess when she returns from work, and remembers that she left a window open, she can hypothesize that a thief broke into her house and caused the mess, as the most plausible explanation. While abduction has long been considered to be at the core of how people interpret and read between the lines in natural language Hobbs et al. (1988), there has been relatively little NLP research in support of abductive natural language inference.

We present the first study that investigates the viability of language-based abductive reasoning. We conceptualize a new task of *Abductive NLI* and introduce a challenge dataset, *ART*, that consists of over 20k commonsense narrative contexts and 200k explanations, formulated as multiple choice questions for easy automatic evaluation. We establish comprehensive baseline performance on this task based on state-of-the-art NLI and language models, which leads to 68.9% accuracy, well below human performance (91.4%). Our analysis leads to new insights into the types of reasoning that deep pre-trained language models fail to perform—despite their strong performance on the related but fundamentally different task of *entailment NLI*—pointing to interesting avenues for future research.

1 INTRODUCTION

The brain is an abduction machine, continuously trying to prove abductively that the observables in its environment constitute a coherent situation.

– Jerry Hobbs, *ACL 2013 Lifetime Achievement Award*¹

Abductive reasoning is inference to the most plausible explanation for incomplete observations Peirce (1965a). Figure 1 illustrates an example. Given the incomplete observations about the world that O_1 : “Jenny cleaned her house and went to work, leaving the window just a crack open.” and sometime later O_2 : “When Jenny returned home, she saw her house was a mess.”, we can hypothesize different potential explanations and reason about which is the most likely. We can readily rule out H_3 since it fails to justify the observation O_2 . While H_1 and H_2 are both plausible, the most likely explanation based on commonsense is H_1 as H_2 is somewhat implausible given O_1 .

One crucial point Pierce makes about abductive reasoning is that abduction is “*the only logical operation which introduces any new ideas*”, which contrasts with other types of inference such as entailment, that focuses on inferring only such information that is already provided in the premise. Abductive reasoning has long been considered to be at the core of understanding narratives Hobbs et al. (1988), reading between the lines Norvig (1987); Charniak & Shimony (1990), reasoning about everyday situations Peirce (1965b); Andersen (1973), and counterfactual reasoning Pearl (2002); Pearl & Mackenzie (2018). Despite the broad recognition of its importance, however, the study of

*Work done while at AI2

¹The full transcript of his award speech is available at https://www.mitpressjournals.org/doi/full/10.1162/COLI_a_00171

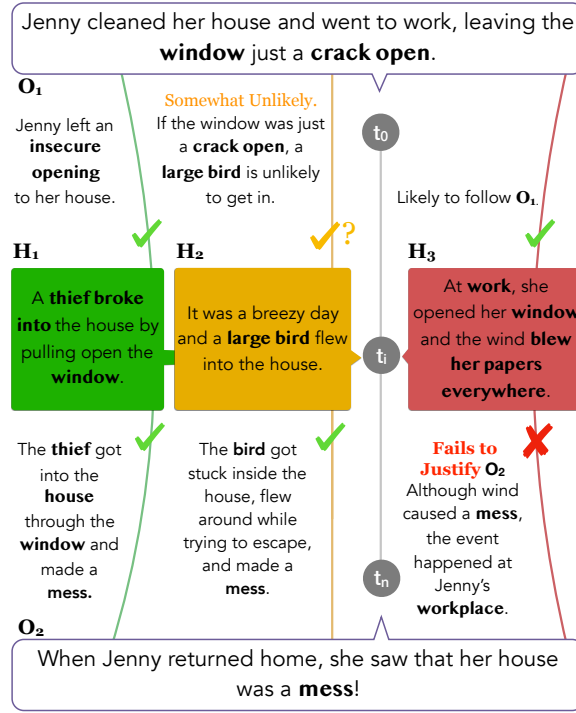


Figure 1: Example of Abductive Reasoning. Given observations O_1 and O_2 , the α NLI task is to select the most plausible explanatory hypothesis. Since the number of hypotheses is massive in any given situation, we make a simplifying assumption in our \mathcal{ART} dataset to only choose between a pair of explanations.

abductive reasoning in narrative text has very rarely appeared in the NLP literature, in large part because most previous work on abductive reasoning has focused on formal logic, which has proven to be too rigid to generalize to the full complexity of natural language.

In this paper, we present the first study to investigate the viability of language-based abductive reasoning. This shift from *logic*-based to *language*-based reasoning draws inspirations from a significant body of work on language-based entailment Bowman et al. (2015); Williams et al. (2018b), language-based logic Lakoff (1970); MacCartney & Manning (2007), and language-based common-sense reasoning Mostafazadeh et al. (2016); Zellers et al. (2018). In particular, we investigate the use of natural language as the representation medium, and probe deep neural models on language-based abductive reasoning.

More concretely, we propose Abductive Natural Language Inference (α NLI)² as a novel reasoning task in narrative contexts. We formulate α NLI as a multiple-choice task in order to support easy and reliable automatic evaluation: given a context, the task requires to choose the more likely explanation from a pair of hypotheses. We also introduce a new challenge dataset, \mathcal{ART} , that consists of 20K narratives accompanied by over 200K explanatory hypothesis.³ We then establish comprehensive baseline performance based on state-of-the-art NLI and language models. The best baseline based on BERT achieves 68.9% accuracy, with a considerable gap compared to human performance of 91.4%. Our analysis leads to insights into the types of reasoning that deep pre-trained language models fail to perform — despite their strong performance on the closely related but different task of *entailment* NLI — pointing to future research directions.

²Pronounced as *alpha*-NLI

³ \mathcal{ART} : Abductive Reasoning in narrative Text.

2 TASK DEFINITION

We formulate α NLI as multiple choice problems consisting of a pair of observations as context and a pair of hypothesis choices. Each instance in \mathcal{ART} is defined as follows:

- O_1 : The observation at time t_1 .
- O_2 : The observation at time $t_2 > t_1$.
- h^+ : A *plausible* hypothesis that explains the two observations O_1 and O_2 .
- h^- : An *implausible* (or *less plausible*) hypothesis for observations O_1 and O_2 .

Given the observations and a pair of hypotheses, the α NLI task is to select the most plausible explanation (hypothesis).

3 A PROBABILISTIC FRAMEWORK FOR α NLI

A distinct feature of the α NLI task is that it requires jointly considering all available observations and their commonsense implications, to identify the correct hypothesis. Formally, the α NLI task is to select the hypothesis h^* that is most probable given the observations.

$$h^* = \arg \max_{h^i} P(h^i | O_1, O_2) \quad (1)$$

Rewriting the objective using Bayes Rule, we have:

$$P(h^i | O_1, O_2) \propto P(O_2 | h^i, O_1) P(h^i | O_1) \quad (2)$$

We formulate a set of probabilistic models for α NLI that make various independence assumptions on Equation 2 – starting from a simple baseline that ignores the observations entirely, and building up to a fully joint model. These models are depicted as Bayesian Networks in Figure 2.

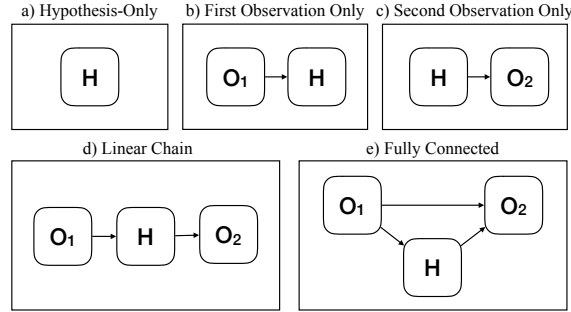


Figure 2: Illustration of the graphical models described in the probabilistic framework. The “Fully Connected” model can, in theory, combine information from both available observations.

Hypothesis Only: Our simplest model makes the strong assumption that the hypothesis is entirely independent of both observations, i.e. $(H \perp O_1, O_2)$, in which case we simply aim to maximize the marginal $P(H)$.

First (or Second) Observation Only: Our next two models make weaker assumptions: that the hypothesis depends on only one of the first O_1 or second O_2 observation.

Linear Chain: Our next more sophisticated model uses both observations, but considers each observation’s influence on the hypothesis *separately*, i.e. it does not combine information across the observations. Formally, the model assumes that the three variables $\langle O_1, H, O_2 \rangle$ form a linear Markov chain, where the second observation is conditionally independent of the first, given the hypothesis (i.e. $(O_1 \perp O_2 | H)$). Under this assumption, we aim to maximize a somewhat simpler objective than Equation 2:

$$h^* = \arg \max_{h^i} P(h^i | O_1) \cdot P(O_2 | h^i) \quad (3)$$

where $(O_1 \perp O_2 | h^i)$

Fully Connected: Finally, our most sophisticated model jointly models all three random variables as in Equation 2, and can in principle combine information across both observations to choose the correct hypothesis.

To help illustrate the subtle distinction between how the Linear Chain and Fully Connected models consider both observations, consider the following example. Let observation O_1 : “Carl went to the store desperately searching for flour tortillas for a recipe.” and O_2 : “Carl left the store very frustrated.”. Then consider two distinct hypotheses, an incorrect h^1 : “The cashier was rude” and the correct h^2 : “The store had corn tortillas, but not flour ones.”. For this example, a Linear Chain model could arrive at the wrong answer, because it reasons about the observations separately. That is, taking O_1 in isolation, both h^1 and h^2 seem plausible next events, albeit each *a priori* unlikely. And for O_2 in isolation—i.e. in the absence of O_1 , as for a randomly drawn shopper—the h^1 explanation of a rude cashier seems a much more plausible explanation of Carl’s frustration than are the details of the store’s tortilla selection. Combining these two separate factors leads the Linear Chain to select h^1 as the more plausible explanation. It is only by reasoning about Carl’s goal in O_1 *jointly* with his frustration in O_2 , as in the Fully Connected model, that we arrive at the correct answer h^2 as the more plausible explanation.

3.1 PROBABILISTIC MODEL IMPLEMENTATION

In our experiments, we encode the different independence assumptions in the best performing neural network model. For the hypothesis-only and single observation models, we can enforce the independencies by simply restricting the inputs of the model to only the relevant variables. On the other hand, the Linear Chain model takes all three variables as input, but we restrict the form of the model to enforce the conditional independence. Specifically, we learn a discriminative classifier:

$$P_{\text{Linear Chain}}(h|o_1, o_2) \propto e^{\phi(o_1, h) + \phi'(h, o_2)}$$

where ϕ and ϕ' are neural networks that produce scalar values.

4 \mathcal{ART} : ABDUCTIVE REASONING IN NARRATIVE TEXT

\mathcal{ART} is the first large-scale benchmark dataset for studying abductive reasoning in narrative texts. A major challenge in creating such a resource is avoiding *annotation artifacts* – unintentional patterns in the data that leak information about the target label – that several recent studies have reported on crowdsourced datasets Gururangan et al. (2018); Poliak et al. (2018); Tsuchiya (2018). Machine learning algorithms can exploit these annotation artifacts allowing them to score highly on performance metrics without learning to generalize well to the task. To tackle this challenge, we crowd-source several human written hypotheses choices (both plausible and implausible) for each instance and then apply an *adversarial filtering* (AF) algorithm to retain a challenging pair of hypotheses that are hard to distinguish between.

Figure 3 shows some illustrative examples from \mathcal{ART} . The first example is from the *train* set, while the others are from the *dev* set – the best model based on BERT fails to correctly predict the first two dev examples.

\mathcal{ART} consists of $\sim 20\text{K}$ narrative contexts (pairs of observations $\langle O_1, O_2 \rangle$) with over 200K explanatory hypotheses. Table 1 shows some corpus-level statistics of the \mathcal{ART} dataset. The main characteristics of the dataset remain similar across the *train*, *dev* and *test* splits.⁴

4.1 COLLECTING OBSERVATIONS AND HYPOTHESES

Observations: To obtain pairs of observations for \mathcal{ART} , we use stories from the ROCStories dataset Mostafazadeh et al. (2016). ROCStories is a large collection of short, manually curated five-sentence stories. It was designed to have a clear beginning and ending for each story, which naturally map to the first (O_1) and second (O_2) observations in \mathcal{ART} .

⁴We include the full validation set in the Supplemental Data. We will publicly release the \mathcal{ART} dataset upon acceptance.

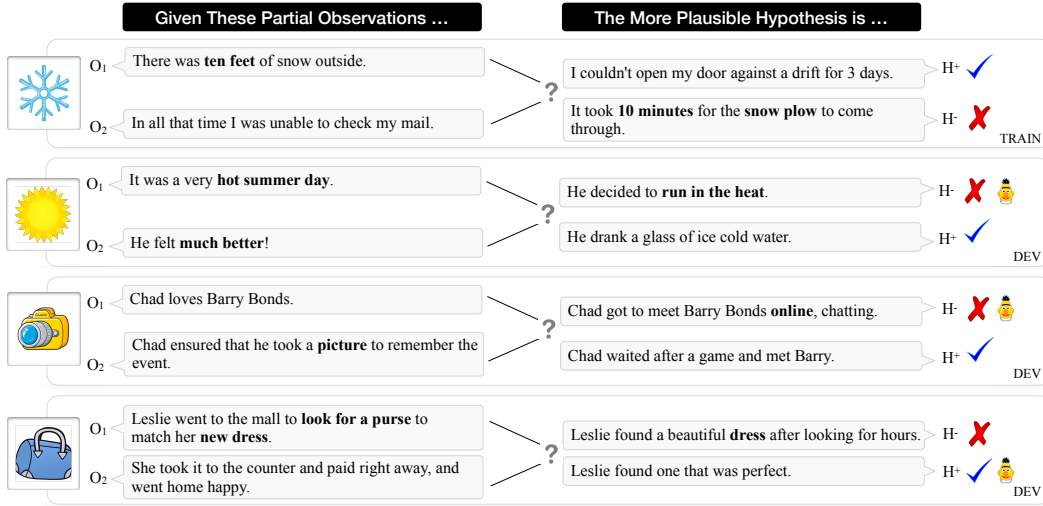


Figure 3: Some illustrative examples from the \mathcal{ART} dataset. The first example is from the *train* set, while the others are from the *dev* set – the best model based on BERT fails to correctly predict the first two *dev* examples.

	Train	Dev	Test
<i>Total unique occurrences</i>			
Contexts $\langle O_1, O_2 \rangle$	14,196	2,010	4,056
Plausible hyp. h^+	57,803	2,010	4,056
Implausible hyp. h^-	124,692	2,010	4,056
<i>Avg. size per context</i>			
Plausible hyp. h^+	4.1	1	1
Implausible hyp. h^-	8.8	1	1
<i>Avg. word length</i>			
Plausible hyp. h^+	8.4	8.6	8.5
Implausible hyp. h^-	8.2	8.6	8.4
First observation O_1	8.1	8.1	8.0
Second observation O_2	9.3	9.4	9.2

Table 1: Some statistics summarizing the \mathcal{ART} dataset. The *train* set includes all plausible and implausible hypotheses collected via crowdsourcing, while the *dev* and *test* sets include the hypotheses selected through the Adversarial Filtering algorithm.

Hypotheses Options: The plausible and implausible hypothesis options were crowdsourced on Amazon Mechanical Turk (AMT) in two separate tasks:

- **Plausible Hypothesis Options:** We presented O_1 and O_2 as narrative context to crowdworkers who were prompted to fill in “What happened in-between?” in natural language. The design of the task motivates the use of abductive reasoning to hypothesize likely explanations for the two given observations.

We collected multiple plausible hypotheses \mathcal{H}^+ for each $\langle O_1, O_2 \rangle$ pair in the dataset.

- **Implausible Hypothesis Options:** In this task, we presented workers with observations O_1, O_2 and one plausible hypothesis option $h^+ \in \mathcal{H}^+$ collected from the previous task. Crowdworkers were instructed to make minimal edits (up to 5 words) to a given h^+ to create implausible hypothesis variations for each plausible hypothesis.

We collected multiple implausible hypothesis \mathcal{H}^- for each $\langle O_1, O_2 \rangle$ pair in the dataset.

Both crowdsourcing tasks are complex and require creative writing. Along with the \mathcal{ART} dataset, we will publicly release templates and the full set of instructions for all crowdsourcing tasks to facilitate future data collection and research in this direction.

4.2 ADVERSARIAL FILTERING OF HYPOTHESES CHOICES

Given an observation pair and sets of plausible and implausible hypotheses $\langle O_1, O_2, \mathcal{H}^+, \mathcal{H}^- \rangle$, our adversarial filtering algorithm selects one plausible and one implausible hypothesis $\langle O_1, O_2, h^+, h^- \rangle$ such that h^+ and h^- are hard to distinguish between. We make three key improvements over the previously proposed Adversarial Filtering (AF) approach in Zellers et al. (2018):

1. Instead of a single positive sample, we exploit a pool \mathcal{H}^+ of *positive samples* to choose from (i.e. plausible hypotheses).
2. Instead of machine generated distractors, the pool \mathcal{H}^- of *negative samples* (i.e. implausible hypotheses) is human-generated. Thus, the distractors share stylistic features of the positive samples as well as that of the context (i.e. observations O_1 and O_2) – making the negative samples harder to distinguish from positive samples.
3. We use BERT, a large pre-trained language model as the adversary and introduce a *temperature* parameter that controls the maximum number of instances that can be modified in each iteration of AF. In later iterations, fewer instances get modified resulting in a smoother convergence of the AF algorithm (described in more detail below).

Algorithm 1 provides a formal description of our approach. In each iteration i , we train an adversarial model M_i on a random subset \mathcal{T}_i of the data and update the validation set \mathcal{V}_i to make it more challenging for M_i . For a pair (h_k^+, h_k^-) of plausible and implausible hypotheses for an instance k in the dataset, we denote $\delta = \Delta_{M_i}(h_k^+, h_k^-)$ the difference in the model evaluation of h_k^+ and h_k^- . A positive value of δ indicates that the model M_i favors the plausible hypothesis h_k^+ over the implausible one h_k^- . With probability t_i , we update instance k that M_i gets correct with a pair $(h^+, h^-) \in \mathcal{H}_k^+ \times \mathcal{H}_k^-$ of hypotheses that reduces the value of δ , where \mathcal{H}_k^+ (resp. \mathcal{H}_k^-) is the pool of plausible (resp. implausible) hypotheses for instance k .

Algorithm 1: Dual Adversarial Filtering

input : dataset \mathcal{D}_0 , plausible & implausible hypothesis sets $(\mathcal{H}^+, \mathcal{H}^-)$, number of iterations n , initial & final temperatures (t_s, t_e)

output: dataset \mathcal{D}_n

```

1 for iteration  $i : 0..n - 1$  do
2    $t_i = t_e + \frac{t_s - t_e}{1 + e^{0.3(i - \frac{3n}{4})}}$ 
3   Randomly partition  $\mathcal{D}_i$  into  $(\mathcal{T}_i, \mathcal{V}_i)$ .
4   Train model  $M_i$  on  $\mathcal{T}_i$ .
5    $\mathcal{S}_i = \emptyset$ , the selected hypotheses for  $\mathcal{V}_i$ .
6   for  $(h_k^+, h_k^-) \in \mathcal{V}_i$  do
7     Pick  $r$  uniformly at random in  $[0, 1]$ .
8     if  $r > t_i$  or  $\Delta_{M_i}(h_k^+, h_k^-) < 0$  then
9       Add  $(h_k^+, h_k^-)$  to  $\mathcal{S}_i$ .
10    else
11      Pick  $(h^+, h^-) \in \mathcal{H}_k^+ \times \mathcal{H}_k^-$  s.t.  $\Delta_{M_i}(h^+, h^-) < \Delta_{M_i}(h_k^+, h_k^-)$ 
12      Add  $(h^+, h^-)$  to  $\mathcal{S}_i$ .
13    end
14  end
15   $\mathcal{D}_{i+1} = \mathcal{T}_i \cup \mathcal{S}_i$ 
16 end
```

We ran AF for 50 iterations and the temperature t_i follows a sigmoid function, parameterized by the iteration number, between $t_s = 1.0$ and $t_e = 0.2$. Our final dataset, \mathcal{ART} , is generated using BERT as the adversary in Algorithm 1. While our final dataset uses BERT as the adversary, preliminary

Model	GPT AF Acc. (%)	\mathcal{ART} Acc. (%)
Random (2-way choice)	50.1	50.4
Majority (from <i>dev</i> set)	50.1	50.8
Infersent Conneau et al. (2017)	50.9	50.8
ESIM+ELMo Chen et al. (2017)	58.2	58.8
Finetuning Pre-trained LMs		
GPT-ft	52.6 (0.9)	63.1 (0.5)
BERT-ft [Hypothesis-Only]	55.9 (0.7)	59.5 (0.2)
BERT-ft [First Obs. Only]	63.9 (0.8)	63.5 (0.7)
BERT-ft [Second Obs. Only]	68.1 (0.6)	66.6 (0.2)
BERT-ft [Linear Chain]	65.3 (1.4)	68.9 (0.5)
BERT-ft [Fully Connected]	72.0 (0.5)	68.6 (0.5)
Human Performance	-	91.4

Table 2: Performance of baselines and finetuned-LM approaches on the *test* set of \mathcal{ART} . Test accuracy is reported as the mean of five models trained with random seeds, with the standard deviation in parenthesis.

experiments that used GPT as an adversary resulted in similar drops in performance of all models, including all BERT variants. We compare the results of the two adversaries in Table 2.

5 EXPERIMENTS AND RESULTS

We now present our evaluation of finetuned state-of-the-art pre-trained language models on the \mathcal{ART} dataset, and several other baseline systems. Since α NLI is framed as a binary classification problem, we choose *accuracy* as our primary metric.

In spite of strong performance on several other NLP benchmark datasets, the best baseline model based on BERT achieves an accuracy of just 68.9% on \mathcal{ART} compared to human performance of 91.4%. The large gap between human performance and that of the best system provides significant scope for development of more sophisticated abductive reasoning models. Our experiments show that introducing the additional independence assumptions described in Section 3 over the fully connected model tends to degrade system performance (see Table 2) in general.

Human Performance We compute human performance through AMT. Each instance (two observations and two hypothesis choices) is shown to three workers who were prompted to choose the more plausible hypothesis choice.⁵ We compute majority vote on the labels assigned which leads to a human accuracy of 91.4% on the \mathcal{ART} test set.

Baselines We include baselines that rely on simple features to verify that \mathcal{ART} is not trivially solvable due to noticeable annotation artifacts, observed on several crowdsourced datasets Gururangan et al. (2018); Poliak et al. (2018); Tsuchiya (2018). The accuracies of all simple baselines is close to chance-performance on the task – indicating that the dataset is free of simple annotation artifacts.

Specifically, we train an SVM classifier and a bag-of-words model using GLoVe embeddings. Both models achieve accuracies close to 50%.⁶ An Infersent Conneau et al. (2017) baseline that uses sentences embedded by max-pooling over Bi-LSTM token representations achieves only 50.8% accuracy. A model for the related but distinct task of entailment NLI (e.g. SNLI) forms a natural baseline for α NLI. We re-train the ESIM+ELMo Chen et al. (2017); Peters et al. (2018) model as its performance on entailment NLI (88.9%) is close to state-of-the-art models (excluding pre-trained language models). This model only achieves an accuracy of 58.8% highlighting that performing well on \mathcal{ART} requires models to go far beyond the linguistic notion of entailment.

⁵Additional crowdsourcing details in the Appendix

⁶Details about training the SVM and BOW baselines are in the Appendix.

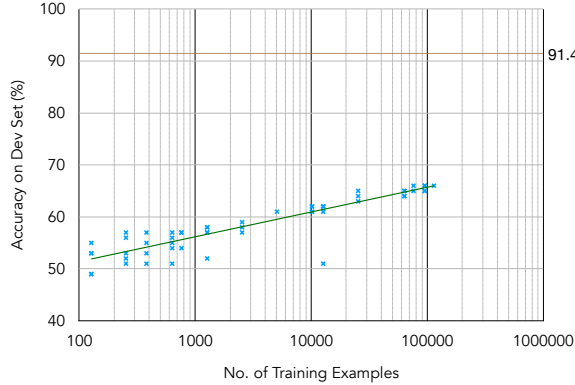


Figure 4: BERT learning curve on the *dev* set of \mathcal{ARIT} . For each point on the x-axis, we fine-tune BERT with five random seeds. Human performance is 91.4%.

Pre-trained Language Models BERT Devlin et al. (2018) and GPT Radford (2018) have recently been shown to achieve state-of-the-art results on several NLP benchmarks Wang et al. (2018). We finetune both BERT-Large and GPT as suggested in previous work and we present each instance in their natural narrative order. BERT-ft (fully connected) is the best performing model achieving 68.9% accuracy, compared to GPT’s 63.1%.⁷ Our AF approach was able to reduce BERT performance from over 88% by 20 points.

Learning Curve and Dataset Size While there is enough scope for considerably scaling up the dataset based on ROCStories, the learning curve in Figure 4 shows that the performance of the best model plateaus after $\sim 10,000$ instances. In addition, there is still a wide gap ($\sim 23\%$) between the performance of the best model and human performance.

GPT Adversary Table 2 also includes results of our experiments where GPT was used as the adversary. Notably, in this case, adversarially filtering the dataset brings down GPT performance under 53%. On the other hand, the best BERT model, that encodes the *fully connected* bayesian network performs significantly better than the BERT model that encodes the *linear chain* assumptions – 72% compared to 65%. Therefore, we use the BERT fully connected model as the adversary in \mathcal{ARIT} . The gap between the linear chain and fully connected BERT models diminishes when BERT is used as an adversary – in spite of being a more powerful model – which indicates that adversarial filtering disproportionately impacts the model used as the adversary. However, the dataset also becomes more difficult for the other models that were not used as adversaries. For example, before any filtering, BERT scores 88% and OpenGPT gets 80%, which is much higher than either model achieves in Table 2 when the other model is used for filtering. This result is a reasonable indicator, albeit not a guarantee, that \mathcal{ARIT} will remain challenging for new models released in the future.

6 ANALYSIS

Commonsense reasoning categories We investigate the categories of commonsense-based abductive reasoning that are challenging for current systems and the ones where the best model overperforms. While there have been previous attempts to categorize commonsense knowledge required for entailment LoBue & Yates (2011); Clark et al. (2007), crowdsourcing this task at scale with high fidelity and high agreement across annotators remains challenging. Instead, we aim to probe the model with soft categories identified by matching lists of category-specific keywords to the hypothesis choices. Figure 3 shows the accuracy of the best model (BERT-ft) across various categories of commonsense knowledge. BERT-ft significantly underperforms on instances involving *Numerical* (56.8%) and *Spatial* (65.4%) commonsense. These two categories include reasoning about numerical quantities and the spatial location of agents and objects, and highlight some of the limitations of

⁷The input format for the GPT model and BERT variants is described in the Appendix.

Category	Human Accuracy	BERT Accuracy	Δ
All (1,000)	91.4	68.8	22.6
Numerical (44)	88.6	56.8	21.8
Spatial (130)	91.5	65.4	26.1
Emotional (84)	86.9	72.6	14.3

Table 3: BERT’s performance and human evaluation on categories for 1,000 instances from the *test* set, based on commonsense reasoning domains (*Numerical*, *Spatial*, *Emotional*). The number in *parenthesis* indicates the size of the category.

the language models. In contrast, it significantly overperforms on the *Emotional* category (72.6%) where the hypotheses exhibit strong textual cues about emotions and sentiments.

Implausible transitions A model for an instance of the *ART* dataset should discard implausible hypotheses in the context of the two given observations. In narrative contexts, there are three main reasons for an implausible hypothesis to be labeled as such:

1. $O_1 \not\rightarrow h^-$: h^- is unlikely to follow after the first observation O_1 .
2. $h^- \not\rightarrow O_2$: h^- is plausible after O_1 but unlikely to precede the second observation O_2 .
3. Plausible: $\langle O_1, h^-, O_2 \rangle$ is a coherent narrative and forms a plausible alternative, but it is less plausible than $\langle O_1, h^+, O_2 \rangle$.

We analyze the prevalence of each of these reasons in *ART*. We design a crowdsourcing task in which we show the implausible option along with the narrative context $\langle O_1, O_2 \rangle$ and get labels for which transition ($O_1 \not\rightarrow h^-$, $h^- \not\rightarrow O_2$ or neither) in the narrative chain is broken. Table 4 shows the proportion of each category from a subset of 1,000 instances from the *test* set. While $h^- \not\rightarrow O_2$ accounts for almost half of the implausible transitions in *ART*, all three categories are substantially present in the dataset. BERT performance on each of these categories indicates that the model finds it particularly hard when the narrative created by the incorrect hypothesis is plausible, but less plausible than the correct hypothesis. On that subset of the test set, the fully connected model performs better than the linear chain model where it is important to consider both observations jointly to arrive at the more likely hypothesis.

Story Transition	% of Dataset	BERT-ft Fully Connected Acc. (%)	BERT-ft Linear Chain Acc. (%)
$O_1 \not\rightarrow h^-$	32.5	73.6	71.6
$h^- \not\rightarrow O_2$	45.3	69.0	70.5
Plausible	22.2	62.5	58.5
All (1,000)	100.0	69.1	68.2

Table 4: Fraction of dataset for which a particular transition in the story is broken for the negative hypothesis, for 1,000 random instances from the test set.

7 RELATED WORK

Cloze-Style Task vs. Abductive Reasoning Since abduction is fundamentally concerned with *plausible* chains of cause-and-effect, our work draws inspiration from previous works that deal with narratives such as script learning Schank & Abelson (1975) and the narrative cloze test Chambers & Jurafsky (2009); Jans et al. (2012); Pichotta & Mooney (2014); Rudinger et al. (2015). Rather than learning prototypical scripts or narrative chains, we instead reason about the most plausible events conditioned on observations. We make use of the ROCStories dataset Mostafazadeh et al. (2016), which was specifically designed for the narrative cloze task. But, instead of reasoning about plausible event sequences, our task requires reasoning about plausible explanations for narrative omissions.

Entailment vs. Abductive Reasoning The formulation of α NLI is closely related to entailment NLI, but there are two critical distinctions that make abductive reasoning uniquely challenging. First, abduction requires reasoning about commonsense implications of observations (e.g., if we observe that the “grass is wet”, a likely hypothesis is that “it rained earlier”) which go beyond the linguistic notion of entailment (also noted by Josephson (2000)). Second, abduction requires non-monotonic reasoning about a set of commonsense implications collectively, to check the potential contradictions against multiple observations and to compare the level of plausibility of different hypotheses. This makes abductive reasoning distinctly challenging compared to other forms of reasoning such as induction and deduction Shank (1998). Perhaps more importantly, abduction is closely related to the kind of reasoning humans perform in everyday situations, where information is incomplete and definite inferences cannot be made.

Related Datasets Our new resource \mathcal{ART} complements ongoing efforts in building resources for natural language inference (Dagan et al., 2006; MacCartney & Manning, 2009; Bowman et al., 2015; Williams et al., 2018a; Camburu et al., 2018). Existing datasets have mostly focused on textual entailment in a deductive reasoning set-up (Bowman et al., 2015; Williams et al., 2018a) and making inferences about plausible events (Maslan et al., 2015; Zhang et al., 2017). In their typical setting, these datasets require a system to *deduce* the logically entailed consequences of a given *premise*. In contrast, the nature of abduction requires the use of commonsense reasoning capabilities, with less focus on lexical entailment. While abductive reasoning has been applied to entailment datasets Raina et al. (2005), they have been applied in a logical theorem-proving framework as an intermediate step to perform textual entailment – a fundamentally different task than α NLI.

8 CONCLUSION

We present the first study that investigates the viability of language-based abductive reasoning. We conceptualize and introduce Abductive Natural Language Inference (α NLI) – a novel task focused on abductive reasoning in narrative contexts. The task is formulated as a multiple-choice question-answering problem. We also create and introduce a new challenge dataset, \mathcal{ART} , which consists of 20,000 commonsense narratives accompanied with over 200,000 explanatory hypotheses. In our experiments, we establish comprehensive baseline performance on this new task based on state-of-the-art NLI and language models, which leads to 68.9% accuracy with a considerable gap with human performance (91.4%). Our analysis leads to new insights into the types of reasoning that deep pre-trained language models fail to perform – despite their strong performance on the closely related but different task of entailment NLI – pointing to interesting avenues for future research. We hope that \mathcal{ART} will serve as a challenging benchmark for future research in language-based abductive reasoning.

REFERENCES

- Henning Andersen. Abductive and deductive change. *Language*, pp. 765–793, 1973. URL <https://www.jstor.org/stable/pdf/412063.pdf>.
- Samuel R. Bowman, Gabor Angeli, Christopher Potts, and Christopher D. Manning. A large annotated corpus for learning natural language inference. In *Proceedings of the 2015 Conference on Empirical Methods in Natural Language Processing (EMNLP)*. Association for Computational Linguistics, 2015. URL https://nlp.stanford.edu/pubs/snli_paper.pdf.
- Oana-Maria Camburu, Tim Rocktäschel, Thomas Lukasiewicz, and Phil Blunsom. e-snli: Natural language inference with natural language explanations. In *Advances in Neural Information Processing Systems*, pp. 9560–9572, 2018. URL <https://papers.nips.cc/paper/8163-e-snli-natural-language-inference-with-natural-language-explanations.pdf>.
- Nathanael Chambers and Dan Jurafsky. Unsupervised learning of narrative schemas and their participants. In *Proceedings of the Joint Conference of the 47th Annual Meeting of the ACL and the 4th International Joint Conference on Natural Language Processing of the AFNLP*, pp. 602–610, Suntec, Singapore, August 2009. Association for Computational Linguistics. URL <http://www.aclweb.org/anthology/P/P09/P09-1068>.

-
- Eugene Charniak and Solomon Eyal Shimony. *Probabilistic semantics for cost based abduction*. Brown University, Department of Computer Science, 1990. URL <https://www.aaai.org/Papers/AAAI/1990/AAAI90-016.pdf>.
- Qian Chen, Xiao-Dan Zhu, Zhen-Hua Ling, Si Wei, Hui Jiang, and Diana Inkpen. Enhanced lstm for natural language inference. In *ACL*, 2017. URL <https://www.aclweb.org/anthology/P17-1152>.
- Peter E. Clark, Philip Harrison, John A. Thompson, William R. Murray, Jerry R. Hobbs, and Christiane Fellbaum. On the role of lexical and world knowledge in rte3. In *ACL-PASCAL@ACL*, 2007. URL <https://www.aclweb.org/anthology/W07-1409>.
- Alexis Conneau, Douwe Kiela, Holger Schwenk, Loïc Barrault, and Antoine Bordes. Supervised learning of universal sentence representations from natural language inference data. In *Proceedings of the 2017 Conference on Empirical Methods in Natural Language Processing*, pp. 670–680, Copenhagen, Denmark, September 2017. Association for Computational Linguistics. doi: 10.18653/v1/D17-1070. URL <https://www.aclweb.org/anthology/D17-1070>.
- Ido Dagan, Oren Glickman, and Bernardo Magnini. The pascal recognising textual entailment challenge. In *Machine learning challenges. evaluating predictive uncertainty, visual object classification, and recognising textual entailment*, pp. 177–190. Springer, 2006. URL <http://u.cs.biu.ac.il/~dagan/publications/RTEChallenge.pdf>.
- Jacob Devlin, Ming-Wei Chang, Kenton Lee, and Kristina Toutanova. Bert: Pre-training of deep bidirectional transformers for language understanding. *arXiv preprint arXiv:1810.04805*, 2018. URL <https://arxiv.org/abs/1810.04805>.
- Suchin Gururangan, Swabha Swayamdipta, Omer Levy, Roy Schwartz, Samuel Bowman, and Noah A. Smith. Annotation artifacts in natural language inference data. In *Proceedings of the 2018 Conference of the North American Chapter of the Association for Computational Linguistics: Human Language Technologies, Volume 2 (Short Papers)*, pp. 107–112, New Orleans, Louisiana, June 2018. Association for Computational Linguistics. doi: 10.18653/v1/N18-2017. URL <https://www.aclweb.org/anthology/N18-2017>.
- Jerry R. Hobbs, Mark Stickel, Paul Martin, and Douglas Edwards. Interpretation as abduction. In *Proceedings of the 26th Annual Meeting of the Association for Computational Linguistics*, pp. 95–103, Buffalo, New York, USA, June 1988. Association for Computational Linguistics. doi: 10.3115/982023.982035. URL <https://www.aclweb.org/anthology/P88-1012>.
- Bram Jans, Steven Bethard, Ivan Vulić, and Marie-Francine Moens. Skip n-grams and ranking functions for predicting script events. In *Proceedings of the 13th Conference of the European Chapter of the Association for Computational Linguistics*, pp. 336–344, Avignon, France, April 2012. Association for Computational Linguistics. URL <http://www.aclweb.org/anthology/E12-1034>.
- Susan G. Josephson. Abductive inference: Computation , philosophy , technology. 2000. URL <https://philpapers.org/rec/JOSAIC>.
- George Lakoff. Linguistics and natural logic. *Synthese*, 22(1-2):151–271, 1970. URL <https://link.springer.com/article/10.1007/BF00413602>.
- Peter LoBue and Alexander Yates. Types of common-sense knowledge needed for recognizing textual entailment. In *ACL*, 2011. URL <https://www.aclweb.org/anthology/P11-2057>.
- Bill MacCartney and Christopher D. Manning. Natural logic for textual inference. In *Proceedings of the ACL-PASCAL Workshop on Textual Entailment and Paraphrasing*, pp. 193–200, Prague, June 2007. Association for Computational Linguistics. URL <https://www.aclweb.org/anthology/W07-1431>.
- Bill MacCartney and Christopher D. Manning. An extended model of natural logic. In *Proceedings of the Eight International Conference on Computational Semantics*, pp. 140–156, Tilburg, The Netherlands, January 2009. Association for Computational Linguistics. URL <https://www.aclweb.org/anthology/W09-3714>.

-
- Nicole Maslan, Melissa Roemmele, and Andrew S. Gordon. One hundred challenge problems for logical formalizations of commonsense psychology. In *AAAI Spring Symposia*, 2015. URL <http://people.ict.usc.edu/~gordon/publications/AAAI-SPRING15.PDF>.
- Nasrin Mostafazadeh, Nathanael Chambers, Xiaodong He, Devi Parikh, Dhruv Batra, Lucy Vanderwende, Pushmeet Kohli, and James Allen. A corpus and cloze evaluation for deeper understanding of commonsense stories. In *Proceedings of the 2016 Conference of the North American Chapter of the Association for Computational Linguistics: Human Language Technologies (NAACL)*, pp. 839–849. Association for Computational Linguistics, 2016. doi: 10.18653/v1/N16-1098. URL <http://aclweb.org/anthology/N16-1098>.
- Peter Norvig. Inference in text understanding. In *AAAI*, pp. 561–565, 1987. URL <http://norvig.com/aaai87.pdf>.
- Judea Pearl. Reasoning with cause and effect. *AI Magazine*, 23(1):95, 2002. URL https://ftp.cs.ucla.edu/pub/stat_ser/r265-ai-mag.pdf.
- Judea Pearl and Dana Mackenzie. *The Book of Why: The New Science of Cause and Effect*. Basic Books, Inc., New York, NY, USA, 1st edition, 2018. ISBN 046509760X, 9780465097609. URL <https://dl.acm.org/citation.cfm?id=3238230>.
- Charles Sanders Peirce. *Collected papers of Charles Sanders Peirce*, volume 5. Harvard University Press, 1965a. URL <http://www.hup.harvard.edu/catalog.php?isbn=9780674138001>.
- Charles Sanders Peirce. *Pragmatism and pragmaticism*, volume 5. Belknap Press of Harvard University Press, 1965b. URL <https://www.jstor.org/stable/224970>.
- Jeffrey Pennington, Richard Socher, and Christopher Manning. Glove: Global vectors for word representation. In *Proceedings of the 2014 Conference on Empirical Methods in Natural Language Processing (EMNLP)*, pp. 1532–1543, Doha, Qatar, October 2014. Association for Computational Linguistics. doi: 10.3115/v1/D14-1162. URL <https://www.aclweb.org/anthology/D14-1162>.
- Matthew Peters, Mark Neumann, Mohit Iyyer, Matt Gardner, Christopher Clark, Kenton Lee, and Luke Zettlemoyer. Deep contextualized word representations. In *Proceedings of the 2018 Conference of the North American Chapter of the Association for Computational Linguistics: Human Language Technologies, Volume 1 (Long Papers)*, pp. 2227–2237, New Orleans, Louisiana, June 2018. Association for Computational Linguistics. doi: 10.18653/v1/N18-1202. URL <https://www.aclweb.org/anthology/N18-1202>.
- Karl Pichotta and Raymond Mooney. Statistical script learning with multi-argument events. In *Proceedings of the 14th Conference of the European Chapter of the Association for Computational Linguistics*, pp. 220–229, Gothenburg, Sweden, April 2014. Association for Computational Linguistics. URL <http://www.aclweb.org/anthology/E14-1024>.
- Adam Poliak, Jason Naradowsky, Aparajita Haldar, Rachel Rudinger, and Benjamin Van Durme. Hypothesis only baselines in natural language inference. In *Proceedings of the Seventh Joint Conference on Lexical and Computational Semantics*, pp. 180–191, New Orleans, Louisiana, June 2018. Association for Computational Linguistics. doi: 10.18653/v1/S18-2023. URL <https://www.aclweb.org/anthology/S18-2023>.
- Alec Radford. Improving language understanding by generative pre-training. 2018.
- Rajat Raina, Andrew Y Ng, and Christopher D Manning. Robust textual inference via learning and abductive reasoning. In *AAAI*, pp. 1099–1105, 2005. URL <https://nlp.stanford.edu/~manning/papers/aaai05-learnabduction.pdf>.
- Rachel Rudinger, Pushpendre Rastogi, Francis Ferraro, and Benjamin Van Durme. Script induction as language modeling. In *Proceedings of the 2015 Conference on Empirical Methods in Natural Language Processing*, pp. 1681–1686, Lisbon, Portugal, September 2015. Association for Computational Linguistics. URL <http://aclweb.org/anthology/D15-1195>.

-
- Roger C. Schank and Robert P. Abelson. Scripts, plans, and knowledge. In *Proceedings of the 4th International Joint Conference on Artificial Intelligence - Volume 1, IJCAI'75*, pp. 151–157, San Francisco, CA, USA, 1975. Morgan Kaufmann Publishers Inc. URL <http://dl.acm.org/citation.cfm?id=1624626.1624649>.
- Gary Shank. The extraordinary ordinary powers of abductive reasoning. *Theory & Psychology*, 8(6):841–860, 1998. URL <https://journals.sagepub.com/doi/10.1177/0959354398086007>.
- Masatoshi Tsuchiya. Performance impact caused by hidden bias of training data for recognizing textual entailment. *CoRR*, abs/1804.08117, 2018. URL <http://www.lrec-conf.org/proceedings/lrec2018/pdf/786.pdf>.
- Alex Wang, Amanpreet Singh, Julian Michael, Felix Hill, Omer Levy, and Samuel Bowman. GLUE: A multi-task benchmark and analysis platform for natural language understanding. In *Proceedings of the 2018 EMNLP Workshop BlackboxNLP: Analyzing and Interpreting Neural Networks for NLP*, pp. 353–355, Brussels, Belgium, November 2018. Association for Computational Linguistics. URL <https://www.aclweb.org/anthology/W18-5446>.
- Adina Williams, Nikita Nangia, and Samuel Bowman. A broad-coverage challenge corpus for sentence understanding through inference. In *Proceedings of the 2018 Conference of the North American Chapter of the Association for Computational Linguistics: Human Language Technologies, Volume 1 (Long Papers)*, pp. 1112–1122. Association for Computational Linguistics, 2018a. URL <http://aclweb.org/anthology/N18-1101>.
- Adina Williams, Nikita Nangia, and Samuel Bowman. A broad-coverage challenge corpus for sentence understanding through inference. In *Proceedings of the 2018 Conference of the North American Chapter of the Association for Computational Linguistics: Human Language Technologies, Volume 1 (Long Papers)*, pp. 1112–1122, New Orleans, Louisiana, June 2018b. Association for Computational Linguistics. doi: 10.18653/v1/N18-1101. URL <https://www.aclweb.org/anthology/N18-1101>.
- Rowan Zellers, Yonatan Bisk, Roy Schwartz, and Yejin Choi. Swag: A large-scale adversarial dataset for grounded commonsense inference. In *Proceedings of the 2018 Conference on Empirical Methods in Natural Language Processing (EMNLP)*, 2018. URL <https://aclweb.org/anthology/D18-1009>.
- Sheng Zhang, Rachel Rudinger, Kevin Duh, and Benjamin Van Durme. Ordinal common-sense inference. *Transactions of the Association for Computational Linguistics*, 5:379–395, 2017. doi: 10.1162/tacl.a.00068. URL <https://www.aclweb.org/anthology/Q17-1027>.

A APPENDICES

A.1 DATA COLLECTION DETAILS

We describe the crowdsourcing details of our data collection method.

Task 1 - Plausible Hypothesis Options In this task, participants were presented an incomplete three-part story, which consisted of the first observation (O_1) and the second observation (O_2) of the story. They were then asked to complete the story by writing a probable middle sentence that explains why the second observation should follow after the first one. We instructed participants to make sure that the plausible middle sentence (1) is short (fewer than 10 words) and (2) simple as if narrating to a child, (3) avoids introducing any extraneous information, and (4) uses names instead of pronouns (e.g., he/she) wherever possible.

All participants were required to meet the following qualification requirements: (1) their location is in the US, (2) HIT approval rate is greater than 95(%), and (3) Number of HITs approved is greater than 5,000. The reward of this task was set to be \$0.07 per question (\$14/hour in average), and each HIT was assigned to five different workers (i.e., 5-way redundancy).

Task 2 - Implausible Hypothesis Options In this task, participants were presented a three-part story, which consisted of the first observation (O_1), a middle sentence (h^+) collected in Task 1, and the second observation (O_2) of the story. They were then asked to rewrite the middle sentence (h^+) with **minimal changes**, so that the story becomes *unlikely*, *implausible* or *inconsistent* (h^-). We asked participants to add or remove at most four words to h^+ , while ensuring that the new middle sentence is grammatical. In addition, we asked them to stick to the context in the given story. For example, if the story talks about “doctors”, they are welcome to talk about “health” or “diagnosis”, but not mention “aliens”. Finally, we also asked workers to verify if the given middle (h^+) makes a plausible story, in order to confirm the plausibility of h^+ collected in Task 1.

With respect to this task’s qualification, participants were required to fulfill the following requirements: (1) their location is the US or Canada, (2) HIT approval rate is greater than or equal to 99(%), and (3) number of HITs approved is greater than or equal to 10,000. Participants were paid \$0.1 per question (\$14/hour in average), and each HIT was assigned to three different participants (i.e., 3-way redundancy).

Task 3 - α NLI Human Performance Human performance was evaluated by asking participants to answer the α NLI questions. Given a narrative context $\langle O_1, O_2 \rangle$ and two hypotheses, they were asked to choose the more plausible hypothesis. They were also allowed to choose “None of the above” when neither hypothesis was deemed plausible.

We asked each question to seven participants with the following qualification requirements: (1) their location is either in the US, UK, or Canada, (2) HIT approval rate is greater than 98(%), (3) Number of HITs approved is greater than 10,000. The reward was set to \$0.05 per HIT. We took the majority vote among the seven participants for every question to compute human performance.

A.2 FINE-TUNING BERT

We fine-tuned the BERT model using a grid search with the following set of hyper-parameters:

- batch size: {3, 4, 8}
- number of epochs: {3, 4, 10}
- learning rate: {1e-5, 2e-5, 3e-5, 5e-5}

The warmup proportion was set to 0.2, and cross-entropy was used for computing the loss. The best performance was obtained with a batch size of 4, learning rate of 5e-5, and number of epochs equal to 10. Table 5 describes the input format for GPT and BERT (and its variants).

A.3 BASELINES

The SVM classifier is trained on simple features like word length, overlap and sentiment features to select one of the two hypothesis choices. The bag-of-words baseline computes the average of GloVe Pennington et al. (2014) embeddings for words in each sentence to form sentence embeddings. The sentence embeddings in a story (two observations and a hypothesis option) are concatenated and passed through fully-connected layers to produce a score for each hypothesis. The accuracies of both baselines are close to 50% (SVM: 50.6; BOW: 50.5).

Model	Input Format
GPT	[START] $O_1 + h^i$ [SEP] O_2 [SEP]
BERT-ft [Hypothesis Only]	[CLS] h^i [SEP]
BERT-ft [First Observation Only]	[CLS] O_1 [SEP] h^i [SEP]
BERT-ft [Second Observation Only]	[CLS] h^i [SEP] O_2 [SEP]
BERT-ft [Linear Chain]	[CLS] O_1 [SEP] h^i [SEP] ; [CLS] h^i [SEP] O_2 [SEP]
BERT-ft [Fully Connected]	[CLS] $O_1 + h^i$ [SEP] O_2 [SEP]

Table 5: Input formats for GPT and BERT fine-tuning.