

SUBSTRUCTURED TWO-LEVEL AND MULTILEVEL DOMAIN DECOMPOSITION METHODS

G. CIARAMELLA* AND T. VANZAN†

Abstract. Two-level domain decomposition methods are very powerful techniques for the efficient numerical solution of partial differential equations (PDEs). A two-level domain decomposition method requires two main components: a one-level preconditioner (or its corresponding smoothing iterative method), which is based on domain decomposition techniques, and a coarse correction step, which relies on a coarse space. The coarse space must properly represent the error components that the chosen one-level method is not capable to deal with. In the literature most of the works introduced efficient coarse spaces obtained as the span of functions defined on the entire space domain of the considered PDE. Therefore, the corresponding two-level preconditioners and iterative methods are defined in volume.

In this paper, a new class of substructured two-level methods is introduced, for which both domain decomposition smoothers and coarse correction steps are defined on the interfaces. This approach has several advantages. On the one hand, the required computational effort is cheaper than the one required by classical volumetric two-level methods. On the other hand, it allows one to use some of the well-known efficient coarse spaces proposed in the literature. Moreover, our new substructured framework can be efficiently extended to a multi-level framework, which is always desirable when the high dimension or the scarce quality of the coarse space prevent the efficient numerical solution. Numerical experiments demonstrate the effectiveness of the proposed new numerical framework.

Key words. domain decomposition methods; Schwarz methods; substructured methods; two-level methods; coarse correction; multigrid methods; Laplace equation.

AMS subject classifications.

1. Introduction. Consider a linear problem of the form $Au = f$, which we assume well posed in a vector space V . To define a two-level method for the solution to this problem, a one-level method and a coarse-correction step are required.

One-level methods are generally based on a splitting technique: the operator $A : V \rightarrow V$ is decomposed as $A = M - N$, where $M : V \rightarrow V$ is assumed invertible. This splitting leads to a stationary iteration, namely $u^{k+1} = M^{-1}Nu^k + M^{-1}f$, for $k = 0, 1, \dots$, and to a preconditioned system $M^{-1}Au = M^{-1}f$. These are strongly related, since the stationary iteration, if it converges, produces the solution of the preconditioned system; see, e.g., [7] and references therein. Notice that we have tacitly used the term “method” with different meanings. On the one hand, a stationary method is a fixed-point iteration method whose goal is to obtain the solution u . On the other hand, a preconditioner is a transformation method that aims at transforming the considered system to a new better conditioned one. Indeed, when talking about preconditioning, it is always implicitly assumed that the preconditioned system is solved by a Krylov iteration. Similarly, a Krylov method can be used to accelerate a stationary iteration method. For one-level methods (based on the same operator M), a precise relation makes these two solution strategies equivalent. However, a significant difference appears when considering two-level methods. Notice that one-level domain decomposition (DD) methods can be generally obtained by a splitting $A = M - N$. Hence, they can be used as stationary iterations or preconditioners; see, e.g., [43, 44, 18, 45, 49, 11, 25]. Unfortunately, DD methods are in general not scalable and a coarse correction step is often desirable. See, e.g., [4, 8, 9, 10, 14, 15] for exceptions and detailed scalability and non-scalability analyses.

*Universität Konstanz, Germany (gabriele.ciarabella@uni-konstanz.de).

†Université de Genève, Switzerland (tommaso.vanzan@unige.ch).

A two-level method is characterized by the combination of a classical one-level method, defined on V , and a coarse correction step, performed on a coarse space V_c . The coarse space V_c is finite-dimensional and it must satisfy the condition $\dim V_c \ll \dim V$. The mappings between V and V_c are realized by a restriction operator $R : V \rightarrow V_c$ and a prolongation operator $P : V_c \rightarrow V$. In general, the restriction of $A : V \rightarrow V$ on V_c is defined as $A_c = RAP$, which is assumed to be an invertible matrix. Now, we distinguish two cases: a two-level stationary method and a two-level preconditioning method. In the first case, a stationary method is used as first-level method. After each stationary iteration, which produces an approximation u_{app} , the residual $r = f - Au_{app}$ is mapped from V to V_c , the coarse problem $A_c e = Rr$ is solved to get $e \in V_c$, and the coarse correction step is defined as $u_{new} = u_{app} + Pe$. This correction provides the new approximation u_{new} . By repeating these operations iteratively, one gets a two-level stationary method. Notice that this idea is very much related to two-grid methods. In the second case, the first-level method is purely a preconditioner M^{-1} . The corresponding two-level preconditioning method is

$$M_{2L} := M^{-1} + PA_c^{-1}R,$$

which is clearly obtained in an additive way: the one-level preconditioner M^{-1} is added to the coarse correction matrix $PA_c^{-1}R$.

A simple calculation reveals that a two-level stationary method leads to a preconditioner $M_{s,2L}$ given by

$$M_{s,2L} = M^{-1} + PA_c^{-1}R + PA_c^{-1}RAM^{-1}.$$

When used with appropriate implementations, the two preconditioners M_{2L} and $M_{s,2L}$ require about the same computational effort per Krylov iteration. However, their different structures can lead to different performances of Krylov methods.

The literature about two-level DD methods is very rich. See, e.g., [5, 6, 12, 20, 27, 28, 29, 31, 32, 33], for references that are based on one-level DD stationary methods, and, e.g., [1, 2, 17, 19, 21, 22, 23, 30, 41, 40, 46, 47, 50], for references that are based on one-level DD preconditioners. See also general classical references as [18, 45, 49] and [36, 38].

For any given one-level DD method (stationary or preconditioning), the choices of V_c , P and R influence very strongly the convergence behavior of the corresponding two-level method. For this reason, the main focus of all the references mentioned above is the definition of different coarse spaces and new strategies to build coarse space functions, leading to efficient two-level DD stationary and preconditioning methods. Despite the mentioned references consider several one-level DD methods and different partial differential equation (PDE) problems, it is still possible to classify them in two main groups. These depend on the idea governing the definition of the coarse space. To explain it, let us consider a DD iterative method (e.g., RAS) applied to a well-posed PDE problem. Errors and residuals of the DD iterative procedure have generally very special forms. The errors are harmonic, in the sense of the underlying PDE operator, in the interior of the subdomains (excluding the interfaces). Moreover, the errors are predominant in the overlaps. The residuals are predominant on the interfaces and zero outside the overlap. For examples and more details, see, e.g., [29, 13, 12]. This difference motivated, sometimes implicitly, the construction of different coarse spaces. On the one hand, many references use different techniques to define coarse functions in the overlap (where the error is predominant), and then extending them on the remaining part of the neighboring subdomains; see, e.g., [17, 19, 21, 22, 23,

40, 41, 46, 47]. On the other hand, in other works the coarse space is created by first defining basis function on the interfaces (where the residual is non-zero), and then extending them (in different ways) on the portions of the neighboring subdomains; see, e.g., [1, 2, 5, 6, 12, 27, 30, 29, 31, 32, 40, 33]. For a good, compact and complete overview of several of the different coarse spaces present in the literature, we refer to [40, Section 5]. For other different techniques and other related discussions, see, e.g., [18, 20, 27, 28, 35, 50].

The scenario is actually even more complicate, because different one-level DD methods are used (e.g., overlapping and non-overlapping methods) and different PDEs are considered. However, the classifications we used so far are sufficiently accurate to allow us to give a precise description of the novelties of our work. We introduce for the first time so-called two-level DD substructured methods. These are two-level stationary iterative methods and the term “substructured” indicates that iterations and coarse spaces are defined on the interfaces. With this respect, they are defined in the same spirit as two-level methods whose coarse spaces are extensions in volume of interfaces basis functions. Moreover, they share some similarities with the two-level methods designed in [12] for the solution of PDEs on perforated domains.

We distinguish two different two-level substructured DD methods. The first one is the Spectral 2-level Substructured (S2S) method, for which the coarse space is obtained as the span of certain interface functions. A good choice would be to use the eigenfunctions of the one-level iteration operator corresponding to the highest in modulus eigenvalues. However, the S2S framework allows one to choose arbitrarily the coarse space functions, as, e.g., the ones proposed in several papers as [30, 29, 31, 40]. The S2S method is discussed and analyzed in Section 3. The S2S framework has several advantages if compared to a classical two-level DD method defined in volume. Since the coarse space functions are defined on the interfaces, less memory storage is required. For a three-dimensional problem with mesh size h , a discrete interface coarse function is an array of size $O(1/h^2)$. This is much smaller than $O(1/h^3)$, which is the size of an array corresponding to a coarse function in volume. For this reason the resulting interface restriction and prolongation operators are much smaller matrices. It is then clear that also the corresponding interpolation operations are much cheaper to be performed and possibly easier to be implemented. Therefore, assuming that the one-level stationary iteration step and the dimension of the coarse space are the same for S2S and a method in volume, each S2S iteration is generally computationally less expensive. In terms of iteration number, our S2S method performs similarly or faster than other two-level methods that use a DD smoother. Notice also, that the pre-computation part, that consists mainly in constructing the coarse space V_c and assembling the operators P , R and A_c requires the same computational effort of a method in volume. As for other two-level DD methods, the main drawback of our S2S method is related to the solution of the coarse problem. As the dimension of the coarse space increases, the computational effort required for the solution of the coarse problem can dominate the other costs. This happens also if a good choice of coarse functions is not available or expensive to compute. This reason motivated our second new method. Inspired by the S2S method, we introduced the so-called Geometric 2-level Substructured (G2S) method, for which the coarse space is not explicitly constructed. The G2S method is essentially a two-grid interface method, for which the coarse correction is performed on a coarser interface grids. It is clear that the G2S framework does not require the explicit knowledge of coarse space functions. The G2S method has the same advantages of the S2S method. In addition, it does not require the explicit construction of a coarse space, and it allows a multilevel extension,

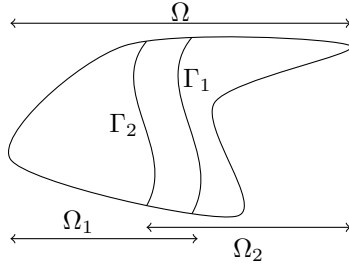


Fig. 2.1: Example of overlapping decomposition of a domain Ω .

which is desirable when the dimension of the coarse space becomes too large. The G2S method is discussed and analyzed in Section 4.

This paper is organized as follows. In Section 2, we formulate the classical parallel Schwarz method in a substructured form. This is done at the continuous level and represents the starting point for the S2S method introduced in Section 3. In particular, the S2S method is described in Section 3.1. A convergence analysis is given in Section 3.2. Section 4 is devoted to the G2S method, which is described in Section 4.1. We prove convergence results and relations between G2S and S2S in Section 4.2. Section 5 focuses on the theoretical relation between substructured two-level DD methods and two-level DD methods defined in volume. In Section 6, we discuss implementation details and multilevel extensions of the G2S method. Numerical experiments are shown and discussed in Section 7. Finally, we present our conclusions in Section 8.

2. Substructured domain decomposition methods. Consider a bounded Lipschitz domain $\Omega \subset \mathbb{R}^d$ for $d \in \{2, 3\}$, a general second-order linear elliptic operator \mathcal{L} and a function $f \in L^2(\Omega)$. Our goal is to introduce new domain-decomposition based methods for the efficient numerical solution of the general linear elliptic problem

$$(2.1) \quad \mathcal{L}u = f \text{ in } \Omega, \quad u = 0 \text{ on } \partial\Omega,$$

which we assume to be uniquely solved by a $u \in H_0^1(\Omega)$.

To formulate our methods, an overlapping decomposition $\Omega = \Omega_1 \cup \Omega_2$ is considered, where Ω_1 and Ω_2 are two Lipschitz domains. The sets $\Gamma_1 := \partial\Omega_1 \setminus \partial\Omega$ and $\Gamma_2 := \partial\Omega_2 \setminus \partial\Omega$ are the two interfaces. An example is given in Figure 2.1. A classical result in domain decomposition theory is that (2.1) is equivalent to the system

$$(2.2) \quad \begin{aligned} \mathcal{L}u_1 &= f \text{ in } \Omega_1, & u_1 &= u_2 \text{ on } \Gamma_1, \\ \mathcal{L}u_2 &= f \text{ in } \Omega_2, & u_2 &= u_1 \text{ on } \Gamma_2, \end{aligned}$$

in the sense that the unique solution $(u_1, u_2) \in H^1(\Omega_1) \times H^1(\Omega_2)$ of (2.2) satisfies $u_1 = u|_{\Omega_1}$ and $u_2 = u|_{\Omega_2}$; see, e.g., [45, 49, 25] and references therein. We wish to formulate (2.2) in a substructured form. To do so, let us recall the famous Lions-Magenes space. Let $v \in H^{1/2}(\Gamma_j)$ be any trace function defined on Γ_j , we denote by \tilde{v} the extension by zero of v on $\partial\Omega_j$, $j = 1, 2$. The spaces $H_{00}^{1/2}(\Gamma_j)$, $j = 1, 2$, are then define as

$$H_{00}^{1/2}(\Gamma_j) = \{v \in H^{1/2}(\Gamma_j) : \tilde{v} \in H^{1/2}(\partial\Omega_j)\}.$$

For more details about these space and different equivalent definition see [48, Section 33] and [42, page 66]. See also [45, page 7]. Consider the trace operators $\tau_j : H^1(\Omega_{3-j}) \rightarrow H^{1/2}(\Gamma_j)$ for $j = 1, 2$, see, e.g., [16], and define the extension operators $\mathcal{E}_j : H_0^{1/2}(\Gamma_j) \times L^2(\Omega_j) \rightarrow H^1(\Omega_j)$ by $\tilde{u}_1 = \mathcal{E}_1(v_1, f_1)$ and $\tilde{u}_2 = \mathcal{E}_2(v_2, f_2)$, where \tilde{u}_1 and \tilde{u}_2 solve the equations

$$(2.3) \quad \mathcal{L}\tilde{u}_j = f_j \text{ in } \Omega_j, \quad \tilde{u}_j = v_j \text{ on } \Gamma_j,$$

with $f_j := f|_{\Omega_j}$ for $j = 1, 2$. We introduce the maps $\widehat{G}_j : H_0^{1/2}(\Gamma_j) \times L^2(\Omega_j) \rightarrow H_0^{1/2}(\Gamma_{3-j})$, $j = 1, 2$, as

$$(v_j, f_j) \mapsto \widehat{G}_j(v_j, f_j) := \tau_{3-j}(\mathcal{E}_j(v_j, f_j)).$$

Since the problems (2.3) are linear with respect to f_j and v_j , we can write $\widehat{G}_j(v, f) = \widehat{G}_j(v, 0) + \widehat{G}_j(0, f_j)$, $j = 1, 2$. Using \widehat{G}_1 and \widehat{G}_2 , the system (2.2) can be written as

$$(2.4) \quad \widehat{G}_1(v_{21}, f_1) = v_{12}, \quad \widehat{G}_2(v_{12}, f_2) = v_{21}.$$

The equivalence between (2.2) and (2.4) is explained by the following theorem.

THEOREM 2.1 (Substructured problem and problem in volume). *Let the pair $(u_1, u_2) \in H^1(\Omega_1) \times H^1(\Omega_2)$ solve (2.2), then the pair $(v_{12}, v_{21}) := (\tau_2(u_1), \tau_1(u_2))$ solves (2.4). Let $(v_{12}, v_{21}) \in H_0^{1/2}(\Gamma_2) \times H_0^{1/2}(\Gamma_1)$ solves (2.4), then $(u_1, u_2) := (\mathcal{E}_1(v_{21}, f_1), \mathcal{E}_2(v_{12}, f_2))$ solves (2.2).*

Proof. Let (u_1, u_2) solve (2.2) and $(v_{12}, v_{21}) := (\tau_2(u_1), \tau_1(u_2))$. We have

$$\begin{aligned} \widehat{G}_1(v_{21}, f_1) &= \tau_2(\mathcal{E}_1(v_{21}, f_1)) = \tau_2(\mathcal{E}_1(\tau_1(u_2), f_1)) = \tau_2(u_1) = v_{12}, \\ \widehat{G}_2(v_{12}, f_2) &= \tau_1(\mathcal{E}_2(v_{12}, f_2)) = \tau_1(\mathcal{E}_2(\tau_2(u_1), f_2)) = \tau_1(u_2) = v_{21}. \end{aligned}$$

Hence (v_{12}, v_{21}) solves (2.4). Consider the pair (v_{12}, v_{21}) that solves (2.4) and define $(u_1, u_2) := (\mathcal{E}_1(v_{21}, f_1), \mathcal{E}_2(v_{12}, f_2))$. Then (u_1, u_2) solves the problems

$$\begin{aligned} \mathcal{L}u_1 &= f_1 \text{ in } \Omega_1 & u_1 &= v_{21} \text{ on } \Gamma_1, \\ \mathcal{L}u_2 &= f_2 \text{ in } \Omega_2 & u_2 &= v_{12} \text{ on } \Gamma_2. \end{aligned}$$

The result follows by recalling that $f_j = f$ in Ω_j for $j = 1, 2$, $u_1 = v_{21} = u_2$ on Γ_1 and $u_2 = v_{12} = u_1$ on Γ_2 . \square

Using the properties of the operators \widehat{G}_j , $j = 1, 2$, we get

$$(2.5) \quad \begin{aligned} v_{12} - \widehat{G}_1(v_{21}, 0) &= \widehat{G}_1(0, f_1), \\ v_{21} - \widehat{G}_2(v_{12}, 0) &= \widehat{G}_2(0, f_2). \end{aligned}$$

Take any function $w \in H_0^1(\Omega)$ that leads to the initialization $u_1^0 := w|_{\Omega_1}$ and $u_2^0 := w|_{\Omega_2}$. The parallel Schwarz method (PSM) is the given by

$$\begin{aligned} \mathcal{L}u_1^n &= f \text{ in } \Omega_1, & u_1^n &= u_2^{n-1} \text{ on } \Gamma_1, \\ \mathcal{L}u_2^n &= f \text{ in } \Omega_2, & u_2^n &= u_1^{n-1} \text{ on } \Gamma_2, \end{aligned}$$

for $n \in \mathbb{N}^+$, and has the substructured form

$$(2.6) \quad v_{12}^n - \widehat{G}_1(v_{21}^{n-1}, 0) = \widehat{G}_1(0, f_1), \quad v_{21}^n - \widehat{G}_2(v_{12}^{n-1}, 0) = \widehat{G}_2(0, f_2),$$

initialized by $v_{12}^0 := \tau_2(u_1^0)$ and $v_{21}^0 := \tau_1(u_2^0)$. Equations (2.6) and (2.5) allow us to obtain the substructured PSM in error form, that is

$$(2.7) \quad e_{12}^n = \widehat{G}_1(e_{21}^{n-1}, 0), \quad e_{21}^n = \widehat{G}_2(e_{12}^{n-1}, 0),$$

for $n \in \mathbb{N}^+$, where $e_{12}^n := v_{12} - v_{12}^n$ and $e_{21}^n := v_{21} - v_{21}^n$ for $n \in \mathbb{N}$. Equation (2.5) can be written in the matrix form $\mathbf{A}\mathbf{v} = \mathbf{b}$, where $\mathbf{v} = [v_{12}, v_{21}]^\top$ and

$$(2.8) \quad A = \begin{bmatrix} I_{d,2} & -\widehat{G}_1(\cdot, 0) \\ -\widehat{G}_2(\cdot, 0) & I_{d,1} \end{bmatrix} \quad \text{and} \quad \mathbf{b} = \begin{bmatrix} \widehat{G}_1(0, f_1) \\ \widehat{G}_2(0, f_2) \end{bmatrix},$$

where $I_{d,j}$ are the identity operators on $L^2(\Gamma_j)$, for $j = 1, 2$. We introduce the operators $G_j : H_{00}^{1/2}(\Gamma_j) \rightarrow H_{00}^{1/2}(\Gamma_{3-j})$ defined by $G_j := \widehat{G}_j(\cdot, 0)$ for $j = 1, 2$. The equivalent matrix form of equation (2.7) is $\mathbf{e}^n = G\mathbf{e}^{n-1}$, that is

$$(2.9) \quad \begin{bmatrix} e_{12}^n \\ e_{21}^n \end{bmatrix} = \begin{bmatrix} 0 & G_1 \\ G_2 & 0 \end{bmatrix} \begin{bmatrix} e_{12}^{n-1} \\ e_{21}^{n-1} \end{bmatrix}, \quad \text{with } G := \begin{bmatrix} 0 & G_1 \\ G_2 & 0 \end{bmatrix}$$

and $\mathbf{e}^n := [e_{12}^n \ e_{21}^n]^\top$. Notice that $G = \mathbb{I} - A$, where $\mathbb{I} := \text{diag}(I_{d,2}, I_{d,1})$.

3. S2S: Spectral two-level substructured DD method. In this section, we present our Spectral 2-level Substructured (S2S) method, which is detailed in Section 3.1 and analyzed in Section 3.2.

3.1. Description of the S2S method. The idea of the S2S method is to use a coarse space V_c defined as the span of certain interfaces basis functions. The ideal choice would be to consider the span of some of the eigenfunctions of the smoothing operators G_j . We will show in Section 3.2 that this choice leads to a very efficient method. However, the eigenfunctions of G_j are known only in very special cases and their numerical calculation could be quite expensive. To overcome this problem one could define V_c as the span of some Fourier basis functions, that could be obtained by solving a Laplace-Beltrami eigenvalue problem on each interface.

Once the coarse space V_c is constructed, the choice of restriction and prolongation operator follows naturally. Consider the two spaces $\mathcal{H}_1 := H^{1/2}(\Gamma_1)$ and $\mathcal{H}_2 := H^{1/2}(\Gamma_2)$ and define $\mathcal{H} := \mathcal{H}_2 \times \mathcal{H}_1$. Let $\{\psi_k^1\}_{k \in \mathbb{N}}$ be a basis for \mathcal{H}_1 and $\{\psi_k^2\}_{k \in \mathbb{N}}$ a basis for \mathcal{H}_2 . Let us introduce an inner product $\langle \cdot, \cdot \rangle_1$ for \mathcal{H}_1 , an inner product $\langle \cdot, \cdot \rangle_2$ for \mathcal{H}_2 , and define $\langle (a, b), (c, d) \rangle := \langle a, c \rangle_2 + \langle b, d \rangle_1$ for all $(a, b), (c, d) \in \mathcal{H}$. Assume that the coarse space $V_c \subset \mathcal{H}$ is the span of the basis functions $(\psi_1^2, 0), \dots, (\psi_m^2, 0)$ and $(0, \psi_1^1), \dots, (0, \psi_m^1)$, for a finite $m > 0$, that are orthonormal with respect to $\langle \cdot, \cdot \rangle$. The operators $P : \mathbb{R}^{2m} \rightarrow \mathcal{H}$ and $R : \mathcal{H} \rightarrow \mathbb{R}^{2m}$ are then defined as

$$(3.1) \quad P \begin{bmatrix} \mathbf{v} \\ \mathbf{w} \end{bmatrix} := \begin{bmatrix} \sum_{k=1}^m (\mathbf{v})_k \psi_k^2 \\ \sum_{k=1}^m (\mathbf{w})_k \psi_k^1 \end{bmatrix}^\top, \quad R \begin{bmatrix} f \\ g \end{bmatrix} := [\langle \psi_1^2, f \rangle_2, \dots, \langle \psi_m^2, f \rangle_2, \langle \psi_1^1, g \rangle_1, \dots, \langle \psi_m^1, g \rangle_1]^\top,$$

for any $\mathbf{v}, \mathbf{w} \in \mathbb{R}^m$ and any $(f, g) \in \mathcal{H}$. The restriction of A on V_c is the operator $A_c : \mathbb{R}^{2m} \rightarrow \mathbb{R}^{2m}$ given by $A_c = RAP$.

LEMMA 3.1 (Invertibility of a coarse operator A_c). *Let \mathcal{X}_1 and \mathcal{X}_2 be inner-product spaces, $\mathcal{X} := \mathcal{X}_2 \times \mathcal{X}_1$, V_c be a finite-dimensional subspace of \mathcal{X} given by the span the basis functions $(\psi_1^2, 0), \dots, (\psi_m^2, 0)$ and $(0, \psi_1^1), \dots, (0, \psi_m^1)$, for a finite $m > 0$. Let \mathbb{P}_{V_c} be the orthogonal projection operator onto V_c . Consider an invertible operator $A : \mathcal{X} \rightarrow \mathcal{X}$ and the matrix $A_c = RAP \in \mathbb{R}^{2m \times 2m}$, where P and R are operators defined as in (3.1). Then A_c has full rank if and only if $\mathbb{P}_{V_c}(A\mathbf{v}) \neq 0$ for any $\mathbf{v} \in V_c \setminus \{0\}$.*

Proof. We first show that if $\mathbb{P}_{V_c}(A\mathbf{v}) \neq 0$ for any $\mathbf{v} \in V_c \setminus \{0\}$, then $A_c = RAP$ has full rank. This result follows from the rank-nullity theorem, if we show that the only element in the kernel of A_c is the zero vector. To do so, we recall the definitions of P and R given in (3.1). Clearly, $P\mathbf{z} = 0$ if and only if $\mathbf{z} = 0$. For any $\mathbf{z} \in \mathbb{R}^{2m}$ the function $P\mathbf{z}$ is in V_c . Since A is invertible, then $AP\mathbf{z} = 0$ if and only if $\mathbf{z} = 0$. Moreover, it holds that $\mathbb{P}_{V_c}(AP\mathbf{z}) \neq 0$. Now, we notice that $R\mathbf{w} \neq 0$ for all $\mathbf{w} \in V_c \setminus \{0\}$, and $R\mathbf{w} = 0$ for all $\mathbf{w} \in V_c^\perp$, where V_c^\perp denotes the orthogonal complement of V_c in \mathcal{H} with respect to $\langle \cdot, \cdot \rangle$. Since $(\mathcal{H}, \langle \cdot, \cdot \rangle)$ is an inner-product space, we have $AP\mathbf{z} = \mathbb{P}_{V_c}(AP\mathbf{z}) + (I - \mathbb{P}_{V_c})(AP\mathbf{z})$ with $(I - \mathbb{P}_{V_c})(AP\mathbf{z}) \in V_c^\perp$. Hence, $RAP\mathbf{z} = R\mathbb{P}_{V_c}(AP\mathbf{z}) \neq 0$ for any non-zero $\mathbf{z} \in \mathbb{R}^{2m}$.

Now we show that, if $A_c = RAP$ has full rank, then $\mathbb{P}_{V_c}(A\mathbf{v}) \neq 0$ for any $\mathbf{v} \in V_c \setminus \{0\}$. We proceed by contraposition and prove that if there exists a $\mathbf{v} \in V_c \setminus \{0\}$ such that $A\mathbf{v} \in V_c^\perp$, then $A_c = RAP$ is not full rank. Assume that there is a $\mathbf{v} \in V_c \setminus \{0\}$ such that $A\mathbf{v} \in V_c^\perp$. Since \mathbf{v} is in V_c , there exists a nonzero vector $\mathbf{z} \in \mathbb{R}^{2m}$ such that $\mathbf{v} = P\mathbf{z}$. Hence $AP\mathbf{z} \in V_c^\perp$. We can now write that $A_c\mathbf{z} = R(AP\mathbf{z}) = 0$, which implies that A_c is not full rank.

The following simple example shows that the invertibility of A does not necessarily implies the invertibility of A_c .

EXAMPLE 1. *Consider the invertible matrix $A := \begin{bmatrix} 0 & 1 \\ 1 & 0 \end{bmatrix}$. Let us denote by \mathbf{e}_1 and \mathbf{e}_2 the canonical vectors in \mathbb{R}^2 , define $V_c := \text{span}\{\mathbf{e}_1\}$, and consider the classical scalar product for \mathbb{R}^2 . This gives $V_c^\perp := \text{span}\{\mathbf{e}_2\}$. The prolongation and restriction operators are $P = [\mathbf{e}_1]$ and $R = P^\top$. Clearly, we have that $A\mathbf{e}_1 = \mathbf{e}_2$, which implies that $\mathbb{P}_{V_c}(A\mathbf{v}) = 0$ for all $\mathbf{v} \in V_c$. Moreover, in this case we get $A_c = RAP = 0$, which shows that A_c is not invertible.*

Notice that, if $A(V_c) \subseteq V_c$, then it holds that $\mathbb{P}_{V_c}(A\mathbf{v}) \neq 0 \forall \mathbf{v} \in V_c \setminus \{0\}$, and A_c is invertible. The condition $A(V_c) \subseteq V_c$ is satisfied for A defined in (2.8) if the functions ψ_k^j are eigenfunctions of G_j . However, the condition $A(V_c) \subseteq V_c$ is only sufficient for the invertibility of A_c . As the following example shows, there exist invertible operators A that do not satisfy this condition, but lead to invertible A_c .

EXAMPLE 2. *Consider the invertible matrix $A := \begin{bmatrix} 1 & 0 & 0 \\ 0 & 1 & 1 \\ 0 & 1 & 0 \end{bmatrix}$. Let us denote by \mathbf{e}_1 , \mathbf{e}_2 and \mathbf{e}_3 the three canonical vectors in \mathbb{R}^3 , define $V_c := \text{span}\{\mathbf{e}_1, \mathbf{e}_2\}$, and consider the classical scalar product for \mathbb{R}^3 . This gives $V_c^\perp := \text{span}\{\mathbf{e}_3\}$. The prolongation and restriction operators are $P = [\mathbf{e}_1, \mathbf{e}_2]$ and $R = P^\top$, and we get $A_c = RAP = I$, where I is the 2×2 identity matrix. Now, we notice that $A\mathbf{e}_2 = \mathbf{e}_2 + \mathbf{e}_3$, which implies $\mathbb{P}_{V_c}(A\mathbf{e}_2) \neq 0$ and $\mathbb{P}_{V_c^\perp}(A\mathbf{e}_2) \neq 0$. Hence V_c is not invariant under A , but A_c is invertible.*

With the operators P , R and A_c in hands, our two-level method is defined as a classical two-level strategy applied to the substructured problem (2.5) and using the

Algorithm 3.1 Two-level substructured domain decomposition method

-
- Require:** \mathbf{u}^0 (initial guess)
- 1: $\mathbf{u}^n = G\mathbf{u}^{n-1} + \mathbf{b}$, $n = 1, \dots, n_1$ (dd pre-smoothing steps)
 - 2: $\mathbf{r} = \mathbf{b} - A\mathbf{u}^{n_1}$ (compute the residual)
 - 3: Solve $A_c\mathbf{u}_c = R\mathbf{r}$ (solve the coarse problem)
 - 4: $\mathbf{u}^0 = \mathbf{u}^{n_1} + P\mathbf{u}_c$ (coarse correction)
 - 5: $\mathbf{u}^n = G\mathbf{u}^{n-1} + \mathbf{b}$, $n = 1, \dots, n_2$ (dd post-smoothing steps)
 - 6: Set $\mathbf{u}^0 = \mathbf{u}^{n_2}$ (update)
 - 7: Repeat from 1 to 6 until convergence
-

domain decomposition iteration (2.6) as a smoother. This results in Algorithm 3.1, where n_1 and n_2 are the numbers of the pre- and post-smoothing steps.

The well posedness of Algorithm 3.1 is proved in the following lemma.

LEMMA 3.2 (Well posedness of S2S). *Let $V_c \subset H_{00}^{1/2}(\Gamma_2) \times H_{00}^{1/2}(\Gamma_1)$ be the span of basis functions $(\psi_1^2, 0), \dots, (\psi_m^2, 0)$ and $(0, \psi_1^1), \dots, (0, \psi_m^1)$, where ψ_k^j are eigenfunctions of G_j . If the initialization vector \mathbf{u}^0 is chosen in $H_{00}^{1/2}(\Gamma_2) \times H_{00}^{1/2}(\Gamma_1)$, then $\mathbf{u}^n \in H_{00}^{1/2}(\Gamma_2) \times H_{00}^{1/2}(\Gamma_1)$ for $n = 0, 1, 2, \dots$*

Proof. It is sufficient to show that for a given $\mathbf{u}^0 \in H_{00}^{1/2}(\Gamma_2) \times H_{00}^{1/2}(\Gamma_1)$ all the steps of Algorithm 3.1 are well posed. It is clear that Step 1 and Step 2 produce \mathbf{u}^{n_1} and \mathbf{r} in $H_{00}^{1/2}(\Gamma_2) \times H_{00}^{1/2}(\Gamma_1)$. Since V_c is the span of eigenfunctions of G_j , then $A(V_c) \subseteq V_c$ holds and Lemma 3.1 guarantees that A_c is invertible. Hence Step 3 is well posed. Since V_c is a subset of $H_{00}^{1/2}(\Gamma_2) \times H_{00}^{1/2}(\Gamma_1)$, then $P\mathbf{u}_c$ and \mathbf{u}^0 is Step 4 lie in $H_{00}^{1/2}(\Gamma_2) \times H_{00}^{1/2}(\Gamma_1)$. Clearly, the element \mathbf{u}^{n_2} produced by Step 5 is also in $H_{00}^{1/2}(\Gamma_2) \times H_{00}^{1/2}(\Gamma_1)$. Therefore, by induction we obtain that Algorithm 3.1 is well posed in $H_{00}^{1/2}(\Gamma_2) \times H_{00}^{1/2}(\Gamma_1)$.

A direct calculation reveals that one iteration our two-level method can be written in the form of a stationary method:

$$(3.2) \quad \mathbf{u}^{\text{new}} = G^{n_2}(\mathbb{I} - PA_c^{-1}RA)G^{n_1}\mathbf{u}^{\text{old}} + \widetilde{M}\mathbf{b},$$

where $\mathbb{I} = \text{diag}(I_{d,2}, I_{d,1})$; see, also, [12, 27, 38]. Here, \widetilde{M} is an operator which acts on the right-hand side vector \mathbf{b} and which can be regarded as the preconditioner corresponding to our two-level method.

3.2. Convergence analysis of the S2S method. In error form, the iteration (3.2) becomes

$$(3.3) \quad \mathbf{e}^{\text{new}} = T\mathbf{e}^{\text{old}} \text{ with } T := G^{n_2}(\mathbb{I} - PA_c^{-1}RA)G^{n_1},$$

where $\mathbf{e}^{\text{new}} := \mathbf{u} - \mathbf{u}^{\text{new}}$ and $\mathbf{e}^{\text{old}} := \mathbf{u} - \mathbf{u}^{\text{old}}$. Hence, to prove convergence of the S2S method we must study of the operator T . We use the operator norm

$$\|S\|_{\text{op}} := \sup_{\|\mathbf{v}\|_{2,\infty}=1} \|S\mathbf{v}\|_{2,\infty} \text{ for any } S \in \mathcal{L}(\mathcal{H}),$$

where $\mathcal{L}(\mathcal{H})$ is the space of linear operators on \mathcal{H} and $\|\mathbf{v}\|_{2,\infty} := \max\{\|v_2\|_{\mathcal{H}_2}, \|v_1\|_{\mathcal{H}_1}\}$ with $\|v_j\|_{\mathcal{H}_j} := \langle v_j, v_j \rangle_j^{1/2}$, for $j = 1, 2$ and any $\mathbf{v} = (v_2, v_1) \in \mathcal{H}$. Moreover, we also consider the contraction factor $\rho(T) := \lim_{n \rightarrow \infty} \|T^n\|_{\text{op}}^{1/n}$.

Let us suppose that the interfaces Γ_1 and Γ_2 can be mapped one to the other by simple rotation, translation and scaling. This hypothesis allows us to identify the sets \mathcal{H}_1 and \mathcal{H}_2 . Hence, we write $\mathcal{H}_0 := \mathcal{H}_1 = \mathcal{H}_2$ and $\langle \cdot, \cdot \rangle := \langle \cdot, \cdot \rangle_1 = \langle \cdot, \cdot \rangle_2$. Further, we assume that there exists a set of basis functions $\{\psi_1, \psi_2, \psi_3, \dots\} \subset \mathcal{H}_0$, orthonormal with respect to the inner product $\langle \cdot, \cdot \rangle$, that diagonalizes the operators G_j :

$$(3.4) \quad G \begin{bmatrix} \psi_k \\ \psi_k \end{bmatrix} = \begin{bmatrix} 0 & G_1 \\ G_2 & 0 \end{bmatrix} \begin{bmatrix} \psi_k \\ \psi_k \end{bmatrix} = \begin{bmatrix} \rho_1(k)\psi_k \\ \rho_2(k)\psi_k \end{bmatrix},$$

where $\rho_j(k)$ are the eigenvalues of G_j , for $j = 1, 2$.

EXAMPLE 3. Consider a rectangular domain $\Omega := (-L_1, L_2) \times (0, \tilde{L})$, $\tilde{L}, L_1, L_2 > 0$ that is decomposed as $\Omega = \Omega_1 \cup \Omega_2$ by two overlapping subdomains $\Omega_1 := (-L_1, \delta) \times (0, \tilde{L})$ and $\Omega_2 := (-\delta, L_2) \times (0, \tilde{L})$ for some $0 < \delta < \min(L_1, L_2)$. The two interfaces are $\Gamma_1 := \{\delta\} \times (0, \tilde{L})$ and $\Gamma_2 := \{-\delta\} \times (0, \tilde{L})$. If $\mathcal{L} = -\Delta$, then the Schwarz operators G_1 and G_2 are diagonalized by the sine-Fourier functions $\psi_k(y) = \sin(ky\pi/\tilde{L})$, for $k = 1, 2, \dots$. The corresponding eigenvalues of G_j are $\rho_j(k) = \sinh\left(\frac{k\pi}{\tilde{L}}(L_j - \delta)\right) / \sinh\left(\frac{k\pi}{\tilde{L}}(L_j + \delta)\right)$, for $j = 1, 2$; see, e.g., [26, 7].

EXAMPLE 4. Consider a disc Ω of radius r and centered in the origin. One can decompose Ω as the union of two overlapping subdomains Ω_1 and Ω_2 , where Ω_1 is a disc of radius $r_1 < r$ and centered in the origin, and Ω_2 is an annulus of external radius equal to r and internal radius $r_2 \in (r_1, r)$. If $\mathcal{L} = -\Delta + \eta$ with $\eta > 0$, then the two Schwarz operators G_1 and G_2 are diagonalized by periodic Fourier functions defined on circles; see, e.g., [34].

Our coarse space is defined as $V_c = (\text{span}\{\psi_1, \psi_2, \dots, \psi_m\})^2$. Prolongation and restriction operators are (as in (3.1)) given by

$$(3.5) \quad P \begin{bmatrix} \mathbf{v} \\ \mathbf{w} \end{bmatrix} := \begin{bmatrix} \sum_{j=1}^m (\mathbf{v})_j \psi_j & \sum_{j=1}^m (\mathbf{w})_j \psi_j \end{bmatrix}^\top, \quad R \begin{bmatrix} f \\ g \end{bmatrix} := [\langle \psi_1, f \rangle, \dots, \langle \psi_m, f \rangle, \langle \psi_1, g \rangle, \dots, \langle \psi_m, g \rangle]^\top.$$

The restriction of A on the coarse space V_c is $A_c = RAP$. Notice that, since in this case $A(V_c) \subseteq V_c$, the operator A_c is invertible according to Lemma 3.1. In order to analyze the convergence behavior of (3.3), we expand the error as $\mathbf{e}^0 = \left[\sum_{j=1}^{\infty} (\mathbf{v})_j^0 \psi_j, \sum_{j=1}^{\infty} (\mathbf{w})_j^0 \psi_j \right]^\top$ and study the spectral properties of the operator T .

THEOREM 3.3 (Convergence of the S2S method). Consider the coarse space $V_c = (\text{span}\{\psi_1, \psi_2, \dots, \psi_m\})^2$ and the operators P and R defined in (3.5). The S2S applied to the model problem (2.5) is a direct method for all the error components (ψ_k, ψ_ℓ) with $k, \ell \leq m$, that is $T[\psi_k, \psi_\ell]^\top = 0$ for all $k, \ell \leq m$. Moreover, if the eigenvalues $\rho_j(k)$, $j = 1, 2$, are in absolute value decreasing functions of k ,* the contraction factor of the S2S, defined as $\rho_{S2S}(T) := \lim_{n \rightarrow \infty} (\|T^n\|_{\text{op}})^{\frac{1}{n}}$, is given by

$$\rho_{S2S}(T) = \begin{cases} |\rho_1(m+1)\rho_2(m+1)|^{\frac{n_1+n_2}{2}}, & \text{if } n_1, n_2 \text{ are both even or odd,} \\ |\rho_1(m+1)\rho_2(m+1)|^{\frac{n_1+n_2-1}{2}} \max\{|\rho_1(m+1)|, |\rho_2(m+1)|\}, & \text{otherwise.} \end{cases}$$

*The assumption about the monotone decreasing of the absolute value of the eigenvalues is in general satisfied in case of the classical Schwarz method; see, e.g., [4, 8, 24].

Proof. Let us suppose that both n_1 and n_2 are even. The other cases follow the same calculation. For n_1 even we define $\pi^{n_1}(k) := \rho_1^{\frac{n_1}{2}}(k)\rho_2^{\frac{n_1}{2}}(k)$, and study the action of the operator T on a vector $[\psi_k, \psi_\ell]^\top$:

$$T \begin{bmatrix} \psi_k \\ \psi_\ell \end{bmatrix} = G^{n_2} (\mathbb{I} - PA_c^{-1}RA)G^{n_1} \begin{bmatrix} \psi_k \\ \psi_\ell \end{bmatrix}.$$

We begin with the case $k \leq m$ and $\ell \leq m$. First, let us compute the action of the operator RAG^{n_1} on $[\psi_k, \psi_\ell]^\top$. Since the operators G_j are diagonalized by the basis $\{\psi_k\}_k$ using (3.4) one obtains $G^{n_1} \begin{bmatrix} \psi_k \\ \psi_\ell \end{bmatrix} = \begin{bmatrix} \pi^{n_1}(k)\psi_k \\ \pi^{n_1}(\ell)\psi_\ell \end{bmatrix}$. The action of A on $[\pi^{n_1}(k)\psi_k, \pi^{n_1}(\ell)\psi_\ell]^\top$ is

$$A \begin{bmatrix} \pi^{n_1}(k)\psi_k \\ \pi^{n_1}(\ell)\psi_\ell \end{bmatrix} = \begin{bmatrix} I_d & -G_1 \\ -G_2 & I_d \end{bmatrix} \begin{bmatrix} \pi^{n_1}(k)\psi_k \\ \pi^{n_1}(\ell)\psi_\ell \end{bmatrix} = \begin{bmatrix} \pi^{n_1}(k)\psi_k \\ \pi^{n_1}(\ell)\psi_\ell \end{bmatrix} - \begin{bmatrix} \pi^{n_1}(\ell)\rho_1(\ell)\psi_\ell \\ \pi^{n_1}(k)\rho_2(k)\psi_k \end{bmatrix}.$$

Since A is invertible and has the form $A = \mathbb{I} - G$, the eigenvalues $\rho_j(k)$ must be different from one. Hence, the product $A[\pi^{n_1}(k)\psi_k, \pi^{n_1}(\ell)\psi_\ell]^\top \neq 0$. Now, the application of the restriction operator R on $A \begin{bmatrix} \pi^{n_1}(k)\psi_k \\ \pi^{n_1}(\ell)\psi_\ell \end{bmatrix}$ gives us

$$RA \begin{bmatrix} \pi^{n_1}(k)\psi_k \\ \pi^{n_1}(\ell)\psi_\ell \end{bmatrix} = \begin{bmatrix} \pi^{n_1}(k)\mathbf{e}_k \\ \pi^{n_1}(\ell)\mathbf{e}_\ell \end{bmatrix} - \begin{bmatrix} \pi^{n_1}(\ell)\rho_1(\ell)\mathbf{e}_\ell \\ \pi^{n_1}(k)\rho_2(k)\mathbf{e}_k \end{bmatrix} = \Lambda \begin{bmatrix} \pi^{n_1}(k)\mathbf{e}_k \\ \pi^{n_1}(\ell)\mathbf{e}_\ell \end{bmatrix},$$

where \mathbf{e}_k and \mathbf{e}_ℓ are canonical vectors in \mathbb{R}^m and $\Lambda := \begin{bmatrix} I & -\rho_1(\ell)I \\ -\rho_2(k)I & I \end{bmatrix}$, with I the $m \times m$ identity matrix. We have then obtained

$$(3.6) \quad RAG^{n_1} \begin{bmatrix} \psi_k \\ \psi_\ell \end{bmatrix} = \Lambda \begin{bmatrix} \pi^{n_1}(k)\mathbf{e}_k \\ \pi^{n_1}(\ell)\mathbf{e}_\ell \end{bmatrix}.$$

Now, by computing

$$A_c \begin{bmatrix} \pi^{n_1}(k)\mathbf{e}_k \\ \pi^{n_1}(\ell)\mathbf{e}_\ell \end{bmatrix} = R \begin{bmatrix} I_d & -G_1 \\ -G_2 & I_d \end{bmatrix} \begin{bmatrix} \pi^{n_1}(k)\psi_k \\ \pi^{n_1}(\ell)\psi_\ell \end{bmatrix} = R \begin{bmatrix} \pi^{n_1}(k)\psi_k - \pi^{n_1}(\ell)\rho_1(\ell)\psi_\ell \\ \pi^{n_1}(\ell)\psi_\ell - \pi^{n_1}(k)\rho_2(k)\psi_k \end{bmatrix} = \Lambda \begin{bmatrix} \pi^{n_1}(k)\mathbf{e}_k \\ \pi^{n_1}(\ell)\mathbf{e}_\ell \end{bmatrix}$$

one obtains the action of A_c^{-1} on $\Lambda \begin{bmatrix} \pi^{n_1}(k)\mathbf{e}_k \\ \pi^{n_1}(\ell)\mathbf{e}_\ell \end{bmatrix}$, that is

$$(3.7) \quad \begin{bmatrix} \pi^{n_1}(k)\mathbf{e}_k \\ \pi^{n_1}(\ell)\mathbf{e}_\ell \end{bmatrix} = A_c^{-1} \Lambda \begin{bmatrix} \pi^{n_1}(k)\mathbf{e}_k \\ \pi^{n_1}(\ell)\mathbf{e}_\ell \end{bmatrix}.$$

Using (3.6) and (3.7) we have

$$(3.8) \quad \begin{aligned} (\mathbb{I} - PA_c^{-1}RA)G^{n_1} \begin{bmatrix} \psi_k \\ \psi_\ell \end{bmatrix} &= \begin{bmatrix} \pi^{n_1}(k)\psi_k \\ \pi^{n_1}(\ell)\psi_\ell \end{bmatrix} - PA_c^{-1}\Lambda \begin{bmatrix} \pi^{n_1}(k)\mathbf{e}_k \\ \pi^{n_1}(\ell)\mathbf{e}_\ell \end{bmatrix} \\ &= \begin{bmatrix} \pi^{n_1}(k)\psi_k \\ \pi^{n_1}(\ell)\psi_\ell \end{bmatrix} - P \begin{bmatrix} \pi^{n_1}(k)\mathbf{e}_k \\ \pi^{n_1}(\ell)\mathbf{e}_\ell \end{bmatrix} = \begin{bmatrix} \pi^{n_1}(k)\psi_k \\ \pi^{n_1}(\ell)\psi_\ell \end{bmatrix} - \begin{bmatrix} \pi^{n_1}(k)\psi_k \\ \pi^{n_1}(\ell)\psi_\ell \end{bmatrix} = 0. \end{aligned}$$

This means that the S2S method is a direct method for all the pairs (ψ_k, ψ_ℓ) with $k \leq m$ and $\ell \leq m$. The result for n_1 odd follows by similar calculations.

Next, let us consider the case $k > m$ and $\ell \leq m$. One has

$$RAG^{n_1} \begin{bmatrix} \psi_k \\ \psi_\ell \end{bmatrix} = R \left(\begin{bmatrix} \pi^{n_1}(k)\psi_k \\ \pi^{n_1}(\ell)\psi_\ell \end{bmatrix} - \begin{bmatrix} \pi^{n_1}(\ell)\rho_1(\ell)\psi_\ell \\ \pi^{n_1}(k)\rho_2(k)\psi_k \end{bmatrix} \right) = \begin{bmatrix} 0 & -\rho_1(\ell)I \\ 0 & I \end{bmatrix} \begin{bmatrix} 0 \\ \pi^{n_1}(\ell)\mathbf{e}_\ell \end{bmatrix}.$$

Similarly as before, we compute

$$A_c \begin{bmatrix} 0 \\ \pi^{n_1}(\ell)\mathbf{e}_\ell \end{bmatrix} = RA \begin{bmatrix} 0 \\ \pi^{n_1}(\ell)\psi_\ell \end{bmatrix} = R \begin{bmatrix} -\pi^{n_1}(\ell)\rho_1(\ell)\psi_\ell \\ \pi^{n_1}(\ell)\psi_\ell \end{bmatrix} = \begin{bmatrix} 0 & -\rho_1(\ell)I \\ 0 & I \end{bmatrix} \begin{bmatrix} 0 \\ \pi^{n_1}(\ell)\mathbf{e}_\ell \end{bmatrix},$$

which implies that

$$\begin{bmatrix} 0 \\ \pi^{n_1}(\ell)\mathbf{e}_\ell \end{bmatrix} = A_c^{-1} \begin{bmatrix} 0 & -\rho_1(\ell)I \\ 0 & I \end{bmatrix} \begin{bmatrix} 0 \\ \pi^{n_1}(\ell)\mathbf{e}_\ell \end{bmatrix}.$$

Thus, we have

$$(3.9) \quad \begin{aligned} T \begin{bmatrix} \psi_k \\ \psi_\ell \end{bmatrix} &= G^{n_2} \left(\begin{bmatrix} \pi^{n_1}(k)\psi_k \\ \pi^{n_1}(\ell)\psi_\ell \end{bmatrix} - PA_c^{-1} \begin{bmatrix} 0 & -\rho_1(\ell)I \\ 0 & I \end{bmatrix} \begin{bmatrix} \pi^{n_1}(k)\mathbf{e}_k \\ \pi^{n_1}(\ell)\mathbf{e}_\ell \end{bmatrix} \right) \\ &= G^{n_2} \left(\begin{bmatrix} \pi^{n_1}(k)\psi_k \\ \pi^{n_1}(\ell)\psi_\ell \end{bmatrix} - P \begin{bmatrix} 0 \\ \pi^{n_1}(\ell)\mathbf{e}_\ell \end{bmatrix} \right) = \begin{bmatrix} \pi^{n_1+n_2}(k)\psi_k \\ 0 \end{bmatrix}. \end{aligned}$$

Hence for any pair (ψ_k, ψ_ℓ) with $k > m$ and $\ell \leq m$, the S2S is a direct method only for the ℓ^{th} error component, which belongs to the coarse space. The component k is instead transparent to the coarse correction and only affected by the smoothing steps. For the remaining case $k > m$ and $\ell > m$, the same arguments as before imply that

$$(3.10) \quad T \begin{bmatrix} \psi_k \\ \psi_\ell \end{bmatrix} = G^{n_2}(\mathbb{I} - PA_c^{-1}RA)G^{n_1} \begin{bmatrix} \psi_k \\ \psi_\ell \end{bmatrix} = G^{n_2}G^{n_1} \begin{bmatrix} \psi_k \\ \psi_\ell \end{bmatrix} = \begin{bmatrix} \pi^{n_1+n_2}(k)\psi_k \\ \pi^{n_1+n_2}(\ell)\psi_\ell \end{bmatrix}.$$

We can now study the norm of T . Since $\{\psi_k, \psi_\ell\}_{k,\ell}$ form a basis of \mathcal{H} , we have

$$\|T\|_{\text{op}} = \sup_{\|\mathbf{v}\|_{2,\infty}=1} \|T\mathbf{v}\|_{2,\infty} = \sup_{k,\ell \in \mathbb{N}^+} \left\| T \begin{bmatrix} \psi_k \\ \psi_\ell \end{bmatrix} \right\|_{2,\infty} = \sup_{k,\ell \geq m+1} \left\| T \begin{bmatrix} \psi_k \\ \psi_\ell \end{bmatrix} \right\|_{2,\infty},$$

where the last equality follows from (3.8), (3.9) and (3.10). Using (3.10) we obtain

$$\begin{aligned} \|T\|_{\text{op}} &= \sup_{k,\ell \geq m+1} \left\| T \begin{bmatrix} \psi_k \\ \psi_\ell \end{bmatrix} \right\|_{2,\infty} = \sup_{k,\ell \geq m+1} \left\| G^{n_2}G^{n_1} \begin{bmatrix} \psi_k \\ \psi_\ell \end{bmatrix} \right\|_{2,\infty} \\ &= \sup_{k,\ell \geq m+1} \max \left(\|\pi^{n_1+n_2}(k)\psi_k\|_2, \|\pi^{n_1+n_2}(\ell)\psi_\ell\|_2 \right) \\ &= \sup_{k,\ell \geq m+1} \max \left(|\pi^{n_1+n_2}(k)|, |\pi^{n_1+n_2}(\ell)| \right) = |\pi^{n_1+n_2}(m+1)|, \end{aligned}$$

where in the last equality we used that $|\rho_1(k)|$ and $|\rho_2(k)|$ are in absolute value non-increasing functions of k . Finally, a direct calculation leads to

$$\|T^n\|_{\text{op}} = \sup_{k,\ell \in \mathbb{N}^+, k,\ell \geq m+1} \max \left(|\pi^{n(n_1+n_2)}(k)|, |\pi^{n(n_1+n_2)}(\ell)| \right) = |\pi^{n(n_1+n_2)}(m+1)|,$$

which implies that $\rho_{S2S}(T) = \lim_{n \rightarrow \infty} (\|T^n\|_{\text{op}})^{1/n} = |\pi^{(n_1+n_2)}(m+1)|$. \square

Theorem 3.3 shows that the choice of the basis functions ψ_k^j can affect drastically the convergence of the method. On the one hand, an inappropriate choice of V_c can lead to a two-level method that performs as the corresponding one-level method. On the other hand, a good choice of V_c can even make convergent a non-converging stationary method.

The result of Theorem 3.3 is intuitively easy. The corresponding proof for a case of the coarse space functions that are eigenfunctions of G is much easier. We report it for completeness in the Appendix (see Theorem 9.1). However, the settings of Theorem 3.3 are more general, since the coarse space functions are not eigenfunctions of G .

3.3. A PCA approach for an automatic coarse space generation. The construction of a good coarse space V_c of our S2S method is not an easy task. Indeed, one can consider any coarse space constructed by solving generalized eigenvalue problems on the interfaces; see, e.g., [2, 29, 31, 40]; see also [6, 12]. What to do if no “good” information about V_c is available? Is there any other possibility to create an adequate coarse space in the off-line pre-computation phase?

The idea that we present in this section is to construct an approximation of the image of the smoother G using a principal component analysis (PCA), also known as proper orthogonal decomposition (POD); see, e.g., [37] and references therein. We consider the following procedure.

- Consider a set of q linearly independent randomly generated vectors $\{\mathbf{s}_k\}_{k=1}^q \subset \mathbb{R}^{N^s}$, where N^s is the number of degrees of freedom on the two interfaces, and define the matrix $S = [\mathbf{s}_1 \cdots \mathbf{s}_q]$. Here, $q \approx 2m$ and $2m$ is the desired dimension of the coarse space.
- Use these as initial vectors and perform r smoothing steps to create the matrix $W = G^r S$. This computation can be performed in parallel and we assume that r is “small”.
- Compute the SVD of W : $W = U\Sigma V^\top$. This is cheap ($O(q(N^s)^2)$) because $W \in \mathbb{R}^{N^s \times q}$ is “small” since q is “small” and the vectors \mathbf{v}_k are interface vectors.
- Define $V_c := \text{span}\{\mathbf{u}_j\}_{j=1}^{2m}$ and $P := [\mathbf{u}_1, \dots, \mathbf{u}_{2m}]$.

To qualitatively describe the obtained coarse space, we prove the following bound.

LEMMA 3.4 (Approximation of the random generated coarse space). *Consider a full rank orthogonal matrix $X \in \mathbb{R}^{N^s \times N^s}$ and its decomposition $X = [S, \tilde{S}]$. Let $W = G^r [S, 0]$ and $P_\ell = U_\ell \Sigma_\ell V_\ell^\top$ be the rank- ℓ SVD of W ($\ell \leq m$), where $(\Sigma_\ell)_{j,j} = \sigma_j$, $j = 1, \dots, \ell$ are the singular values of W . Then, it holds that*

$$\|P_\ell - G^r(X)\|_2 \leq \sigma_{\ell+1} + \|G^r\|_2 \sqrt{\min(1, N^s - q)}.$$

Proof. Using the triangle inequality, we get

$$\|P_\ell - G^r(X)\|_2 \leq \|P_\ell - G^r([S, 0])\|_2 + \|G^r([S, 0]) - G^r(X)\|_2.$$

The first term on the right-hand side is equal to $\sigma_{\ell+1}$ by the best approximation properties of the SVD. The second term can be bounded as $\|G^r([S, 0]) - G^r(X)\|_2 \leq \|G^r\|_2 \|[S, 0] - X\|_2$, and a direct calculation of $\|[S, 0] - X\|_2$ leads to the result. \square

Despite its very simple proof, the result given by Lemma 3.4 allows us to describe the quality of the created coarse space. Larger values of q and ℓ lead to a smaller error in the approximation of the image of G . Moreover, a smoother G with good contraction properties, namely $\|G\|_2 \ll 1$ leads to a better approximation. Clearly, one

can improve the approximation by enlarging r at the cost of extra subdomain solves. Notice also that if $r = 1$, then our procedure has approximatively the same computational cost of other strategies based on interface eigenvalue problems. The dominant costs of these procedures are the extension in volume of the interface functions. These extensions have about the same cost of constructing W .

A numerical study of the described procedure is given in Section 7.1.

4. G2S: Geometric two-level substructured dd method. One of the main drawbacks of the S2S method is that it requires a set of “good” basis functions on each interface to define the coarse space V_c . These functions are not always available or not easy to be computed, since their calculation could require the solution of eigenproblems defined on (possibly complicated) interfaces. Moreover, an extension to a multi-level framework seems to be quite involved. If the dimension of the coarse space becomes too large (if for example the basis functions are not “good enough”), then one would need to recursively repeat Algorithm 3.1 in a multi-level fashion. To do so, a new coarse space on each level is required, but to the best of our knowledge, it is not clear how to properly define a third-level coarse space. Finally, in the case that the eigenfunctions of the smoothers G_j are not available, the use of Fourier functions on the interfaces is not necessarily the best choice. These comments lead to some questions: Is it possible to avoid the explicit construction of a coarse space? Is there any practical way to implicitly define a coarse space which is not simply the span of the first m Fourier basis functions? Can one define a framework in which an extension of the two-level method to a multi-level framework is possible and easy?

In this section, we answer the above questions by introducing the so-called Geometric 2-level Substructured (G2S) method and relate it to the S2S method. The G2S method is detailed in Section 4.1. The relations between G2S and S2S are discussed in Section 4.2.1. Eventually, we provide a convergence analysis in Section 4.2.2.

4.1. Description of the G2S method. Let us consider a discretization of the interfaces Γ_1 and Γ_2 by two properly chosen grids $\Gamma_{h,1}$ and $\Gamma_{h,2}$. Here h is the grid size. We denote by N_1 the number of grid points in $\Gamma_{h,1}$, N_2 the number of grid points in $\Gamma_{h,2}$ and $N^s := N_1 + N_2$. The corresponding finite-dimensional discretizations of the operators $G_1 : \mathcal{H}_1 \rightarrow \mathcal{H}_2$ and $G_2 : \mathcal{H}_2 \rightarrow \mathcal{H}_1$ are denoted by $G_{h,1} : \mathbb{R}^{N_1} \rightarrow \mathbb{R}^{N_2}$ and $G_{h,2} : \mathbb{R}^{N_2} \rightarrow \mathbb{R}^{N_1}$, and the substructured problem (2.5) becomes

$$(4.1) \quad \mathbf{v}_{12} - G_{h,1}(\mathbf{v}_{21}) = \mathbf{b}_{h,1}, \quad \mathbf{v}_{21} - G_{h,2}(\mathbf{v}_{12}) = \mathbf{b}_{h,2},$$

where $\mathbf{b}_{h,j}$ are the discretizations of $\widehat{G}_j(0, f_j)$, for $j = 1, 2$. Notice that (4.1) can be written as $A_h \mathbf{v} = \mathbf{b}_h$, where

$$(4.2) \quad A_h = \begin{bmatrix} I_{h,2} & -G_{h,1} \\ -G_{h,2} & I_{h,1} \end{bmatrix} \text{ and } \mathbf{b}_h = \begin{bmatrix} \mathbf{b}_{h,1} \\ \mathbf{b}_{h,2} \end{bmatrix},$$

where $I_{h,j}$ are identity matrices acting on vectors defined on the discrete interfaces $\Gamma_{h,j}$, for $j = 1, 2$. We define $G_h := \begin{bmatrix} 0 & G_{h,1} \\ G_{h,2} & 0 \end{bmatrix}$ and write $A_h = \mathbb{I}_h - G_h$, where $\mathbb{I}_h = \text{diag}(I_{h,2}, I_{h,1})$ is the $N^s \times N^s$ identity matrix. Clearly, if the discrete domain decomposition method converges, then $\rho(G_h) < 1$. Hence, the matrix A_h is invertible.

Next, we consider two coarser grids $\Gamma_{1,2h}$ and $\Gamma_{2,2h}$ of size $2h$ and M_1 and M_2 points, respectively, with $M^s := M_1 + M_2$. Let us denote by $P_{2h}^h \in \mathbb{R}^{N^s \times M^s}$ and $R_{2h}^h \in \mathbb{R}^{M^s \times N^s}$ prolongation and restriction matrices. These could be classical interpolation operators used in multigrid methods. For example, if Γ_1 and Γ_2 are one-dimensional

$$(4.5) \quad \tilde{R} \begin{bmatrix} \boldsymbol{\psi}_k & \boldsymbol{\psi}_{\bar{k}} \end{bmatrix} = \boldsymbol{\phi}_k \begin{bmatrix} c_k^2 & -s_k^2 \end{bmatrix}, \quad \tilde{P}\boldsymbol{\phi}_k = (c_k^2\boldsymbol{\psi}_k - s_k^2\boldsymbol{\psi}_{\bar{k}}) = \begin{bmatrix} \boldsymbol{\psi}_k & \boldsymbol{\psi}_{\bar{k}} \end{bmatrix} \begin{bmatrix} c_k^2 \\ -s_k^2 \end{bmatrix},$$

where $c_k = \cos(k\pi\frac{h}{2})$, $s_k = \sin(k\pi\frac{h}{2})$ for $k = 1, \dots, N_c$ and $(\boldsymbol{\phi}_k)_j = \sin(k\pi 2hj)$, for $k = 1, \dots, \frac{N_h+1}{2} - 1$ and $j = 0, \dots, \frac{N_h+1}{2}$; see, e.g., [38, 7]. These are the Fourier modes on the coarse grid. As before, the coarse matrix is $A_{2h} = R_{2h}^h A_h P_{2h}^h$, and the G2S iteration operator is $T_h := G_h^{m_2} (I - P_{2h}^h A_{2h}^{-1} R_{2h}^h A_h) G_h^{m_1}$.

So far, we tacitly assumed the invertibility of $A_{2h} = R_{2h}^h A_h P_{2h}^h$. By Lemma 3.1 this property clearly depends on the structure of the matrix A_h (hence on the iteration matrices $G_{h,1}$ and $G_{h,2}$) and on the coarse space V_c , which we did not need explicitly to introduce our G2S method. Nevertheless, in Lemma 4.1 of the next section, we prove that the matrix A_{2h} is invertible (at least in the specific settings considered in Section 4.2).

4.2.1. Relation between S2S and G2S. The goal of this section is to discuss the relation between S2S and G2S. In particular, we show that, in the framework of Section 4.2, the G2S method corresponds to a S2S method using the coarse space

$$(4.6) \quad V_c = (\text{span}_{k=1, \dots, N_c} \{\tilde{P}\boldsymbol{\phi}_k\})^2 = (\text{span}_{k=1, \dots, N_c} \{c_k^2\boldsymbol{\psi}_k - s_k^2\boldsymbol{\psi}_{\bar{k}}\})^2 \subset \mathbb{R}^{2N_h},$$

where the relation (4.5) is used. To do so, we consider any invertible matrix $U \in \mathbb{R}^{2N_c \times 2N_c}$ and compute

$$(4.7) \quad \begin{aligned} T_h &= G_h^{m_2} (I - P_{2h}^h A_{2h}^{-1} R_{2h}^h A_h) G_h^{m_1} \\ &= G_h^{m_2} (I - P_{2h}^h U U^{-1} (R_{2h}^h A_h P_{2h}^h)^{-1} U U^{-1} R_{2h}^h A_h) G_h^{m_1} \\ &= G_h^{m_2} (I - P_{2h}^h U U^{-1} [U (U^{-1} R_{2h}^h A_h P_{2h}^h U) U^{-1}]^{-1} U U^{-1} R_{2h}^h A_h) G_h^{m_1} \\ &= G_h^{m_2} (I - P_{2h}^h U (U^{-1} R_{2h}^h A_h P_{2h}^h U)^{-1} U^{-1} R_{2h}^h A_h) G_h^{m_1} \\ &= G_h^{m_2} (I - \hat{P}_{2h}^h \hat{A}_{2h}^{-1} \hat{R}_{2h}^h A_h) G_h^{m_1} =: \hat{T}_h, \end{aligned}$$

where $\hat{P}_{2h}^h := P_{2h}^h U$, $\hat{R}_{2h}^h = U^{-1} R_{2h}^h$ and $\hat{A}_{2h} := \hat{R}_{2h}^h A_h \hat{P}_{2h}^h$. This means that, using any invertible matrix U , the G2S method can be written as a two-level method characterized by an iteration operator \hat{T}_h defined via the prolongation and restriction operators \hat{P}_{2h}^h and \hat{R}_{2h}^h .

Let us define the orthogonal matrices $\Phi = \frac{2}{N_c+1} [\boldsymbol{\phi}_1, \dots, \boldsymbol{\phi}_{N_c}]$ and $U := \text{diag}(\Phi, \Phi)$, and the operators $\hat{P}_{2h}^h := P_{2h}^h U$, $\hat{R}_{2h}^h = U^\top R_{2h}^h \dagger$ and $\hat{A}_h := \hat{R}_{2h}^h A_h \hat{P}_{2h}^h$. Notice that the columns of the matrix $\hat{P}_{2h}^h := P_{2h}^h U$ are the functions that span the coarse space V_c defined in (4.6). This means that the G2S method is equivalent to a S2S method defined using this coarse space. This equivalence leads to some important remarks. In a two-level setting, a two-grid method defines a coarse space whose dimension could still be large. However:

1. The equivalence between G2S and the S2S allows one to keep the geometric structure of a two-grid framework and at the same time to reduce the dimension of the coarse space by choosing less basis functions $\tilde{P}\boldsymbol{\psi}_k$. This possibility is studied in Section 7 by direct numerical experiments.
2. Thanks to the geometric interpretation, it is possible to introduce other coarser levels based on coarser interface grids (as in a multi-grid framework).

[†]Notice that $(\hat{P}_{2h}^h)^\top = U^\top (P_{2h}^h)^\top = 2U^\top R_{2h}^h = 2\hat{R}_{2h}^h$.

We conclude this section by turning our attention to the matrix A_{2h} , whose invertibility is proved in the following lemma.

LEMMA 4.1 (Invertibility of A_{2h}). *Assume that $\rho_1(k), \rho_2(k) \in [0, 1]$ for all k and that $\rho_1(k) \geq \rho_1(\tilde{k})$ and $\rho_2(k) \geq \rho_2(\tilde{k})$ for any $k = 1, \dots, N_c$ and $\tilde{k} = N_h - k + 1$. The matrix $A_{2h} := R_{2h}^h A_h P_{2h}^h \in \mathbb{R}^{2N_c \times 2N_c}$ has full rank.*

Proof. Since $A_{2h} = U^\top \widehat{A}_{2h} U$, it is enough to show that \widehat{A}_{2h} is invertible. To do so, we recall that $\widehat{A}_{2h} = \widehat{R}_{2h}^h A_h \widehat{P}_{2h}^h$ and we wish to prove that for any $\mathbf{z} \in V_c \setminus \{0\}$ (with V_c defined in (4.6)) it holds $\mathbb{P}_{V_c}(A_h \mathbf{z}) \neq 0$ and then invoke Lemma 3.1. Here the orthogonality is understood with respect to the classical scalar product for \mathbb{R}^{2N_h} . First, it is possible to show that the orthogonal complement of V_c is

$$V_c^\perp = (\text{span}_{k=1, \dots, N_c} \{c_k^{-2} \boldsymbol{\psi}_k + s_k^{-2} \boldsymbol{\psi}_{\tilde{k}}, \boldsymbol{\psi}_{(N_h+1)/2}\})^\perp.$$

Notice that $\dim(V_c) = 2N_c$, $\dim(V_c^\perp) = 2(N_c + 1)$, and $\dim(V_c) + \dim(V_c^\perp) = 2N_h$.

We use (4.5) and compute

$$(4.8) \quad A_h \begin{bmatrix} \widetilde{P}\boldsymbol{\phi}_k \\ \widetilde{P}\boldsymbol{\phi}_\ell \end{bmatrix} = A_h \begin{bmatrix} c_k^2 \boldsymbol{\psi}_k - s_k^2 \boldsymbol{\psi}_{\tilde{k}} \\ c_\ell^2 \boldsymbol{\psi}_\ell - s_\ell^2 \boldsymbol{\psi}_{\tilde{\ell}} \end{bmatrix} = \begin{bmatrix} c_k^2 \boldsymbol{\psi}_k - s_k^2 \boldsymbol{\psi}_{\tilde{k}} - (\rho_2(\ell) c_\ell^2 \boldsymbol{\psi}_\ell - \rho_2(\tilde{\ell}) s_\ell^2 \boldsymbol{\psi}_{\tilde{\ell}}) \\ c_\ell^2 \boldsymbol{\psi}_\ell - s_\ell^2 \boldsymbol{\psi}_{\tilde{\ell}} - (\rho_1(k) c_k^2 \boldsymbol{\psi}_k - \rho_1(\tilde{k}) s_k^2 \boldsymbol{\psi}_{\tilde{k}}) \end{bmatrix} \\ = \begin{bmatrix} \widetilde{P}\boldsymbol{\phi}_k - \rho_2(\ell) \widetilde{P}\boldsymbol{\phi}_\ell - (\rho_2(\ell) - \rho_2(\tilde{\ell})) s_\ell^2 \boldsymbol{\psi}_{\tilde{\ell}} \\ \widetilde{P}\boldsymbol{\phi}_\ell - \rho_1(k) \widetilde{P}\boldsymbol{\phi}_k - (\rho_1(k) - \rho_1(\tilde{k})) s_k^2 \boldsymbol{\psi}_{\tilde{k}} \end{bmatrix},$$

for any $k, \ell = 1, \dots, N_c$, where $\tilde{k} = N_h - k + 1$ and $\tilde{\ell} = N_h - \ell + 1$, for $k, \ell = 1, \dots, N_c$. Now, a direct calculation shows that

$$s_k^2 \boldsymbol{\psi}_{\tilde{k}} = \underbrace{-\frac{s_k^4}{s_k^4 + c_k^4} \widetilde{P}\boldsymbol{\phi}_k}_{\mathbb{P}_{V_c}(s_k^2 \boldsymbol{\psi}_{\tilde{k}})} + \underbrace{\frac{1}{s_k^{-4} + c_k^{-4}} (c_k^{-2} \boldsymbol{\psi}_k + s_k^{-2} \boldsymbol{\psi}_{\tilde{k}})}_{\mathbb{P}_{V_c^\perp}(s_k^2 \boldsymbol{\psi}_{\tilde{k}})}, \\ s_\ell^2 \boldsymbol{\psi}_{\tilde{\ell}} = \underbrace{-\frac{s_\ell^4}{s_\ell^4 + c_\ell^4} \widetilde{P}\boldsymbol{\phi}_\ell}_{\mathbb{P}_{V_c}(s_\ell^2 \boldsymbol{\psi}_{\tilde{\ell}})} + \underbrace{\frac{1}{s_\ell^{-4} + c_\ell^{-4}} (c_\ell^{-2} \boldsymbol{\psi}_\ell + s_\ell^{-2} \boldsymbol{\psi}_{\tilde{\ell}})}_{\mathbb{P}_{V_c^\perp}(s_\ell^2 \boldsymbol{\psi}_{\tilde{\ell}})}.$$

Inserting these equalities into (4.8), we obtain for $k \neq \ell$ that

$$\begin{bmatrix} \widetilde{P}\boldsymbol{\phi}_k \\ \widetilde{P}\boldsymbol{\phi}_\ell \end{bmatrix}^\top A_h \begin{bmatrix} \widetilde{P}\boldsymbol{\phi}_k \\ \widetilde{P}\boldsymbol{\phi}_\ell \end{bmatrix} = \|\widetilde{P}\boldsymbol{\phi}_k\|_2^2 + \|\widetilde{P}\boldsymbol{\phi}_\ell\|_2^2 \neq 0.$$

Similarly, for $k = \ell$ we obtain that

$$\begin{bmatrix} \widetilde{P}\boldsymbol{\phi}_k \\ \widetilde{P}\boldsymbol{\phi}_\ell \end{bmatrix}^\top A_h \begin{bmatrix} \widetilde{P}\boldsymbol{\phi}_k \\ \widetilde{P}\boldsymbol{\phi}_\ell \end{bmatrix} = \left(2 - (\rho_1(k) - \rho_2(k)) + \frac{s_k^4 (\rho_2(k) - \rho_2(\tilde{k}) + \rho_1(k) - \rho_1(\tilde{k}))}{s_k^4 + c_k^4} \right) \|\widetilde{P}\boldsymbol{\phi}_k\|_2^2.$$

A direct calculation using the assumptions on $\rho_j(k)$ shows that this is nonzero. \square

4.2.2. Convergence of the G2S method. In the previous section, we have shown that the G2S method is equivalent to a S2S method. This allowed us also to prove Lemma 4.1, which guarantees that A_{2h} is invertible and that the G2S method is well posed. We turn then our attention to the analysis of its convergence behavior.

LEMMA 4.2. Consider the G2S iteration matrix $T_h := G_h^{n_2} (I - P_{2h}^h A_{2h}^{-1} R_{2h}^h A_h) G_h^{n_1}$. \blacksquare

The action of T_h on $\begin{bmatrix} \boldsymbol{\psi}_k & \boldsymbol{\psi}_{\tilde{k}} & 0 & 0 \\ 0 & 0 & \boldsymbol{\psi}_k & \boldsymbol{\psi}_{\tilde{k}} \end{bmatrix}$ is given by,

$$(4.9) \quad T_h \begin{bmatrix} \boldsymbol{\psi}_k & \boldsymbol{\psi}_{\tilde{k}} & 0 & 0 \\ 0 & 0 & \boldsymbol{\psi}_k & \boldsymbol{\psi}_{\tilde{k}} \end{bmatrix} = \begin{bmatrix} \boldsymbol{\psi}_k & \boldsymbol{\psi}_{\tilde{k}} & 0 & 0 \\ 0 & 0 & \boldsymbol{\psi}_k & \boldsymbol{\psi}_{\tilde{k}} \end{bmatrix} \tilde{G}_k$$

where $\tilde{G}_k := D_{n_2}(k)(D_{n_1}(k) - V(k)\Lambda_2^{-1}(k)\Lambda_1(k))$ with

$$\Lambda_1(k) := V(k)^\top H(k)D_{n_1}(k), \quad \Lambda_2(k) := V(k)^\top H(k)V(k),$$

$$V(k) := \begin{bmatrix} c_k^2 & 0 \\ -s_k^2 & 0 \\ 0 & c_k^2 \\ 0 & -s_k^2 \end{bmatrix}, \quad H(k) := \begin{bmatrix} 1 & 0 & -\rho_1(k) & 0 \\ 0 & 1 & 0 & -\rho_1(\tilde{k}) \\ -\rho_2(k) & 0 & 1 & 0 \\ 0 & -\rho_2(\tilde{k}) & 0 & 1 \end{bmatrix},$$

and $D_n(k)$ is given by

$$D_n(k) := \begin{bmatrix} \pi(k)^n & 0 & 0 & 0 \\ 0 & \pi(\tilde{k})^n & 0 & 0 \\ 0 & 0 & \pi(k)^n & 0 \\ 0 & 0 & 0 & \pi(\tilde{k})^n \end{bmatrix}, \quad D_n(k) := \begin{bmatrix} 0 & 0 & \pi_{21}(k,n) & 0 \\ 0 & 0 & 0 & \pi_{21}(\tilde{k},n) \\ \pi_{12}(k,n) & 0 & 0 & 0 \\ 0 & \pi_{12}(\tilde{k},n) & 0 & 0 \end{bmatrix}$$

for n even and for n odd, respectively, whose entries are $\pi(k) := (\rho_1(k)\rho_2(k))^{1/2}$, $\pi_{12}(k,n) := \rho_1(k)^{\frac{n-1}{2}}\rho_2(k)^{\frac{n+1}{2}}$, and $\pi_{21}(k,n) := \rho_1(k)^{\frac{n+1}{2}}\rho_2(k)^{\frac{n-1}{2}}$.

Proof. We consider the case in which both n_1 and n_2 are even. The other cases can be obtained by similar arguments. Since n_1 is even, we have that

$$G_h^{n_1} = \begin{bmatrix} (G_{h,1}G_{h,2})^{n_1/2} & 0 \\ 0 & (G_{h,2}G_{h,1})^{n_1/2} \end{bmatrix}.$$

Because of the relation $(G_{h,1}G_{h,2})^{n_1/2}\boldsymbol{\psi}_k = (G_{h,2}G_{h,1})^{n_1/2}\boldsymbol{\psi}_k = \pi^{n_1}(k)\boldsymbol{\psi}_k$, where $\pi(k) := (\rho_1(k)\rho_2(k))^{1/2}$, we get

$$G_h^{n_1} \begin{bmatrix} \boldsymbol{\psi}_k & \boldsymbol{\psi}_{\tilde{k}} & 0 & 0 \\ 0 & 0 & \boldsymbol{\psi}_k & \boldsymbol{\psi}_{\tilde{k}} \end{bmatrix} = \begin{bmatrix} \boldsymbol{\psi}_k & \boldsymbol{\psi}_{\tilde{k}} & 0 & 0 \\ 0 & 0 & \boldsymbol{\psi}_k & \boldsymbol{\psi}_{\tilde{k}} \end{bmatrix} \begin{bmatrix} \pi(k) & 0 & 0 & 0 \\ 0 & \pi(\tilde{k}) & 0 & 0 \\ 0 & 0 & \pi(k) & 0 \\ 0 & 0 & 0 & \pi(\tilde{k}) \end{bmatrix}^{n_1} = \begin{bmatrix} \boldsymbol{\psi}_k & \boldsymbol{\psi}_{\tilde{k}} & 0 & 0 \\ 0 & 0 & \boldsymbol{\psi}_k & \boldsymbol{\psi}_{\tilde{k}} \end{bmatrix} D_{n_1}(k).$$

Similarly, we obtain that $G_h^{n_2} \begin{bmatrix} \boldsymbol{\psi}_k & \boldsymbol{\psi}_{\tilde{k}} & 0 & 0 \\ 0 & 0 & \boldsymbol{\psi}_k & \boldsymbol{\psi}_{\tilde{k}} \end{bmatrix} = \begin{bmatrix} \boldsymbol{\psi}_k & \boldsymbol{\psi}_{\tilde{k}} & 0 & 0 \\ 0 & 0 & \boldsymbol{\psi}_k & \boldsymbol{\psi}_{\tilde{k}} \end{bmatrix} D_{n_2}(k)$. Moreover, direct calculations reveal that

$$(4.10) \quad A_h \begin{bmatrix} \boldsymbol{\psi}_k & \boldsymbol{\psi}_{\tilde{k}} & 0 & 0 \\ 0 & 0 & \boldsymbol{\psi}_k & \boldsymbol{\psi}_{\tilde{k}} \end{bmatrix} = \begin{bmatrix} \boldsymbol{\psi}_k & \boldsymbol{\psi}_{\tilde{k}} & 0 & 0 \\ 0 & 0 & \boldsymbol{\psi}_k & \boldsymbol{\psi}_{\tilde{k}} \end{bmatrix} \begin{bmatrix} 1 & 0 & -\rho_1(k) & 0 \\ 0 & 1 & 0 & -\rho_1(\tilde{k}) \\ -\rho_2(k) & 0 & 1 & 0 \\ 0 & -\rho_2(\tilde{k}) & 0 & 1 \end{bmatrix} = \begin{bmatrix} \boldsymbol{\psi}_k & \boldsymbol{\psi}_{\tilde{k}} & 0 & 0 \\ 0 & 0 & \boldsymbol{\psi}_k & \boldsymbol{\psi}_{\tilde{k}} \end{bmatrix} H(k),$$

and

$$(4.11) \quad R_{2h}^h \begin{bmatrix} \boldsymbol{\psi}_k & \boldsymbol{\psi}_{\tilde{k}} & 0 & 0 \\ 0 & 0 & \boldsymbol{\psi}_k & \boldsymbol{\psi}_{\tilde{k}} \end{bmatrix} = \begin{bmatrix} \boldsymbol{\phi}_k & 0 \\ 0 & \boldsymbol{\phi}_{\tilde{k}} \end{bmatrix} \begin{bmatrix} c_k^2 & -s_k^2 & 0 & 0 \\ 0 & 0 & c_k^2 & -s_k^2 \end{bmatrix} = \begin{bmatrix} \boldsymbol{\phi}_k & 0 \\ 0 & \boldsymbol{\phi}_{\tilde{k}} \end{bmatrix} V(k)^\top,$$

Equation (4.9) says that $T_h \begin{bmatrix} \psi_k & \psi_{\tilde{k}} & 0 & 0 \\ 0 & 0 & \psi_k & \psi_{\tilde{k}} \end{bmatrix} = \begin{bmatrix} \psi_k & \psi_{\tilde{k}} & 0 & 0 \\ 0 & 0 & \psi_k & \psi_{\tilde{k}} \end{bmatrix} \tilde{G}_k$, for every $k = 1, \dots, N_c$ and $\tilde{k} = N_h - k - 1$. Moreover, notice that the frequency $\psi_{\frac{N_h+1}{2}}$ is mapped to zero by the restriction operator, $R_{2h}^h \begin{bmatrix} \psi_{\frac{N_h+1}{2}} & 0 \\ 0 & \psi_{\frac{N_h+1}{2}} \end{bmatrix} = 0$, and we get

$$T_h \begin{bmatrix} \psi_{\frac{N_h+1}{2}} & 0 \\ 0 & \psi_{\frac{N_h+1}{2}} \end{bmatrix} = G_h^{n_2} G_h^{n_1} \begin{bmatrix} \psi_{\frac{N_h+1}{2}} & 0 \\ 0 & \psi_{\frac{N_h+1}{2}} \end{bmatrix} = \begin{bmatrix} \gamma_1(\frac{N_h+1}{2}) \psi_{\frac{N_h+1}{2}} & 0 \\ 0 & \gamma_2(\frac{N_h+1}{2}) \psi_{\frac{N_h+1}{2}} \end{bmatrix},$$

where the expressions of $\gamma_1(\frac{N_h+1}{2})$ and $\gamma_2(\frac{N_h+1}{2})$ depend on n_1 and n_2 . For instance if $n_1 + n_2$ is an even number, then $\gamma_1(\frac{N_h+1}{2}) = \gamma_2(\frac{N_h+1}{2}) := (\rho_1(\frac{N_h+1}{2}) \rho_2(\frac{N_h+1}{2}))^{\frac{n_1+n_2}{2}}$. Hence, we conclude that $T_h Q = Q \tilde{G}$ and our claim follows. \square

Theorem 4.3 allows one to obtain convergence results of a G2S method. Clearly, an optimal result would be a direct calculation of the spectral radii of the matrices \tilde{G}_k . However, this is in general a difficult task that requires cumbersome calculations. Nevertheless, in Theorem 4.4 we are capable to obtain an explicit expression for the spectral radii of \tilde{G}_k under some reasonable assumptions that are in general satisfied in case of Schwarz methods. Notice also that Theorem 4.4 guarantees that only one (pre- or post-) smoothing step is necessary for the G2S method to converge.

THEOREM 4.4. *Assume that $1 > \rho_1(k) = \rho_2(k) = \rho(k) \geq 0$ for any k and that $\rho(k)$ is a decreasing function of k . The convergence factor of the G2S method is*

$$\rho_{G2S}(T_h) = \max_{k \in \{1, \dots, N_c, \frac{N_h+1}{2}\}} \left(\frac{c_k^4(1 - \rho(k))\rho(\tilde{k})^{n_1+n_2} + s_k^4(1 - \rho(\tilde{k}))\rho(k)^{n_1+n_2}}{c_k^4(1 - \rho(k)) + s_k^4(1 - \rho(\tilde{k}))} \right) < 1.$$

Proof. The convergence factor of the G2S is given by the spectral radius of the iteration matrix T_h . Theorem 4.3 implies that

$$\rho_{G2S}(T_h) = \max \left\{ \max_{k \in \{1, \dots, N_c\}} \rho(\tilde{G}_k), \gamma_1 \left(\frac{N_h+1}{2} \right), \gamma_2 \left(\frac{N_h+1}{2} \right) \right\}.$$

Regardless of the values of n_1 and n_2 , direct calculations show that the matrices \tilde{G}_k have four eigenvalues:

$$\begin{aligned} \lambda_1(k) &= \lambda_2(k) = 0, \\ |\lambda_3(k)| &= \frac{c_k^4(1 - \rho(k))\rho(\tilde{k})^{n_1+n_2} + s_k^4(1 - \rho(\tilde{k}))\rho(k)^{n_1+n_2}}{c_k^4(1 - \rho(k)) + s_k^4(1 - \rho(\tilde{k}))}, \\ |\lambda_4(k)| &= \frac{c_k^4(1 + \rho(k))\rho(\tilde{k})^{n_1+n_2} + s_k^4(1 + \rho(\tilde{k}))\rho(k)^{n_1+n_2}}{c_k^4(1 + \rho(k)) + s_k^4(1 + \rho(\tilde{k}))}. \end{aligned}$$

Moreover, we observe that

$$|\lambda_3(k)| - |\lambda_4(k)| = \frac{2c_k^4 s_k^4 (\rho(k) - \rho(\tilde{k})) (\rho(k)^{n_1+n_2} - \rho(\tilde{k})^{n_1+n_2})}{((\rho(k) + 1)c_k^4 + s_k^4(\rho(\tilde{k}) + 1))((1 - \rho(k))c_k^4 + s_k^4(1 - \rho(\tilde{k})))} \geq 0,$$

where we used the monotonicity of $\rho(k)$. On the other hand, since $\rho_1(k) = \rho_2(k) = \rho(k)$, we have $\gamma_1(\frac{N_h+1}{2}) = \gamma_2(\frac{N_h+1}{2}) = \rho(\frac{N_h+1}{2})^{n_1+n_2}$. Therefore we have that

$$\max \left\{ \max_{k \in \{1, \dots, N_c\}} \rho(\tilde{G}_k), \rho \left(\frac{N_h+1}{2} \right)^{n_1+n_2} \right\} = \max \left\{ \max_{k \in \{1, \dots, N_c\}} |\lambda_3(k)|, \rho \left(\frac{N_h+1}{2} \right)^{n_1+n_2} \right\},$$

and the result follows by observing that $\lambda_3 \left(\frac{N_h+1}{2} \right) = \rho \left(\frac{N_h+1}{2} \right)^{n_1+n_2}$, since $\rho(\tilde{k}) = \rho(k)$ for $k = \frac{N_h+1}{2}$. \square

5. Two-level substructured and volumetric methods. In the previous sections, we have introduced our new two-level DD methods and showed that they are intimately related, since the G2S method can be regarded as an S2S method. It is fair at this point to pose the following questions. Is there any relation between these two methods and two-level DD methods in volume? How are these two methods related to other classical two-level/multi-level method? The answer to these questions is the content of this section.

Let $A_v \mathbf{u} = \mathbf{f}$ be a discretization of our problem (2.1). In particular, $A_v \in \mathbb{R}^{N^v \times N^v}$ is the discretization of the elliptic operator \mathcal{L} , while $\mathbf{u} \in \mathbb{R}^{N^v}$ and $\mathbf{f} \in \mathbb{R}^{N^v}$ are the discrete counterparts of the solution u and the right-hand side function f . Consider the following splittings of the matrix A_v :

$$A_v = \begin{bmatrix} A_1 & E_1 \widehat{R}_1 \\ \times & \times \end{bmatrix} = \begin{bmatrix} \times & \times \\ E_2 \widehat{R}_2 & A_2 \end{bmatrix},$$

where $A_j \in \mathbb{R}^{N_j^a \times N_j^a}$ for $j = 1, 2$. We assume that A_v , A_1 and A_2 are invertible. The matrices $\widehat{R}_1 \in \mathbb{R}^{N_1 \times (N^v - N_1^a)}$ and $\widehat{R}_2 \in \mathbb{R}^{N_2 \times (N^v - N_2^a)}$ are restriction operators that take as input vectors of sizes $N^v - N_1^a$ and $N^v - N_2^a$ and returns as output interface vectors of sizes N_1 (interface Γ_1) and N_2 (interface Γ_2). The two matrices $E_1 \in \mathbb{R}^{N_1^a \times N_1}$ and $E_2 \in \mathbb{R}^{N_2^a \times N_2}$ are extension by zero operators. In order to obtain a discrete substructured problem, we define first the so-called augmented system in volume as

$$(5.1) \quad A_a \mathbf{u}_a = \mathbf{f}_a,$$

where $A_a = \begin{bmatrix} A_1 & E_1 R_1 \\ E_2 R_2 & A_2 \end{bmatrix}$, $\mathbf{u}_a = \begin{bmatrix} \mathbf{u}_1 \\ \mathbf{u}_2 \end{bmatrix}$, and $\mathbf{f}_a = \begin{bmatrix} \mathbf{f}_1 \\ \mathbf{f}_2 \end{bmatrix}$, with $A_j \in \mathbb{R}^{N_j^a \times N_j^a}$ and $\mathbf{u}_j, \mathbf{f}_j \in \mathbb{R}^{N_j^a}$ for $j = 1, 2$. The matrices $R_1 \in \mathbb{R}^{N_1 \times N_2^a}$ and $R_2 \in \mathbb{R}^{N_2 \times N_1^a}$ are restriction operators that take as input volume vectors of sizes N_2^a (second subdomain) and N_1^a (first subdomain) and returns as output interface vectors of size N_1 (interface Γ_1) and N_2 (interface Γ_2). Notice that $R_j R_j^T = I_{N_j}$, the identity of size N_j , for $j = 1, 2$. Moreover, we define $N^s := N_1 + N_2$ and $N^a := N_1^a + N_2^a$.

The interface vectors $\mathbf{v}_{21} := R_1 \mathbf{u}_2$ and $\mathbf{v}_{12} := R_2 \mathbf{u}_1$ solve the discrete substructured system

$$(5.2) \quad A_s \begin{bmatrix} \mathbf{v}_{12} \\ \mathbf{v}_{21} \end{bmatrix} = \begin{bmatrix} R_2 A_1^{-1} \mathbf{f}_1 \\ R_1 A_2^{-1} \mathbf{f}_2 \end{bmatrix},$$

where $A_s = \begin{bmatrix} I_{N_2} & R_2 A_1^{-1} E_1 \\ R_1 A_2^{-1} E_2 & I_{N_1} \end{bmatrix}$, which was denoted by A_h in (4.2) in Section 4.

The vectors \mathbf{v}_{12} and \mathbf{v}_{21} are the restrictions on the interfaces Γ_2 and Γ_1 of the solution vectors \mathbf{u}_1 and \mathbf{u}_2 , and (5.2) is the substructured form of (5.1). Notice that (5.2) is the discrete counterpart of the substructured problem (2.6).

The block-Jacobi method applied to (5.1) and (5.2) leads to the iteration matrices

$$G_a = \begin{bmatrix} 0 & -A_1^{-1}E_1R_1 \\ -A_2^{-1}E_2R_2 & 0 \end{bmatrix} \quad \text{and} \quad G_s = \begin{bmatrix} 0 & -R_2A_1^{-1}E_1 \\ -R_1A_2^{-1}E_2 & 0 \end{bmatrix},$$

where G_s is the discretization of G defined in (2.9), which was denoted by G_h in Section 4.

Let us now introduce the matrices

$$D := \begin{bmatrix} A_1^{-1} & 0 \\ 0 & A_2^{-1} \end{bmatrix}, \quad \tilde{T} := \begin{bmatrix} R_2 & 0 \\ 0 & R_1 \end{bmatrix} \quad \text{and} \quad \tilde{E} := \begin{bmatrix} 0 & E_1 \\ E_2 & 0 \end{bmatrix}.$$

It is easy to verify the relations

$$(5.3) \quad \tilde{T}\tilde{T}^\top = I_{N^s}, \quad A_s\tilde{T} = \tilde{T}DA_a, \quad G_a = D\tilde{E}\tilde{T} \quad \text{and} \quad G_s\tilde{T} = \tilde{T}G_a.$$

In particular, the relation $\tilde{T}\tilde{T}^\top = I_{N^s}$ is trivial, and $A_s\tilde{T} = \tilde{T}DA_a$ can be obtained by calculating

$$\begin{aligned} \tilde{T}DA_a &= \begin{bmatrix} R_2 & 0 \\ 0 & R_1 \end{bmatrix} \begin{bmatrix} A_1^{-1} & 0 \\ 0 & A_2^{-1} \end{bmatrix} \begin{bmatrix} A_1 & E_1R_1 \\ E_2R_2 & A_2 \end{bmatrix} = \begin{bmatrix} R_2 & 0 \\ 0 & R_1 \end{bmatrix} \begin{bmatrix} I_{N_1^a} & A_1^{-1}E_1R_1 \\ A_2^{-1}E_2R_2 & I_{N_2^a} \end{bmatrix} \\ &= \begin{bmatrix} R_2 & R_2A_1^{-1}E_1R_1 \\ R_1A_2^{-1}E_2R_2 & R_1 \end{bmatrix} = \begin{bmatrix} I_{N_2} & R_2A_1^{-1}E_1 \\ R_1A_2^{-1}E_2 & I_{N_1} \end{bmatrix} \begin{bmatrix} R_2 & 0 \\ 0 & R_1 \end{bmatrix} = A_s\tilde{T}. \end{aligned}$$

A similar calculation allows us to obtain that $G_s\tilde{T} = \tilde{T}G_a$.

Since the matrices G_s and G_a are different representation of the PSM, one expects that their spectra coincide. This is shown in the next lemma.

LEMMA 5.1. *The matrices $G_s \in \mathbb{R}^{N^s \times N^s}$ and $G_a \in \mathbb{R}^{N^a \times N^a}$ have the same non zero eigenvalues, that is $\sigma(G_s) = \sigma(G_a) \setminus \{0\}$.*

Proof. Recalling the structure of G_a , one can clearly see that $\text{rank}(G_a) = N^s$, because the matrices E_jR_j have rank N_j for $j = 1, 2$. Hence G_a has N^s nonzero eigenvalues. Take any eigenvector $\mathbf{v} \in \mathbb{R}^{N^a}$ of G_a with eigenvalue $\lambda \neq 0$. We note that $\tilde{T}\mathbf{v} \neq 0$, otherwise we would have $G_a\mathbf{v} = D\tilde{E}\tilde{T}\mathbf{v} = 0$, which contradicts the hypothesis $\lambda \neq 0$. Using the last relation in (5.3), we write $G_s\tilde{T}\mathbf{v} = \tilde{T}G_a\mathbf{v} = \lambda\tilde{T}\mathbf{v}$. Hence $(\tilde{T}\mathbf{v}, \lambda)$ is an eigenpair of G_s . Since this holds for any eigenpair (\mathbf{v}, λ) of G_a , the result follows. \square

Let us now consider arbitrary restriction and prolongation operators R_s and P_s (with $R_s = P_s^\top$), which can correspond to the ones used for the S2S or G2S methods. Our discrete substructured two-level iteration matrix is then given by

$$(5.4) \quad G_s^{2L} := [I_{N^s} - P_s(R_sA_sP_s)^{-1}R_sA_s]G_s.$$

The goal is to find a volumetric two-level iteration operator G_a^{2L} that has the same spectrum of G_s^{2L} . This volumetric operator must be formulated for the augmented system (5.1) and based on the iteration matrix G_a . To do so, we recall the relations

(5.3) and compute

$$\begin{aligned}
G_s^{2L} \tilde{T} &= [I_{N^s} - P_s(R_s A_s P_s)^{-1} R_s A_s] G_s \tilde{T} \\
&= [I_{N^s} - P_s(R_s A_s P_s)^{-1} R_s A_s] \tilde{T} G_a \\
&= [\tilde{T} - P_s(R_s A_s P_s)^{-1} R_s A_s \tilde{T}] G_a \\
&= \tilde{T} [I_{N^a} - \tilde{T}^\top P_s(R_s A_s P_s)^{-1} R_s A_s \tilde{T}] G_a \\
&= \tilde{T} [I_{N^a} - \tilde{T}^\top P_s(R_s A_s P_s)^{-1} R_s \tilde{T} D A_a] G_a \\
&= \tilde{T} [I_{N^a} - \tilde{T}^\top P_s(R_s A_s \tilde{T} \tilde{T}^\top P_s)^{-1} R_s \tilde{T} D A_a] G_a \\
&= \tilde{T} [I_{N^a} - \tilde{T}^\top P_s(R_s \tilde{T} D A_a \tilde{T}^\top P_s)^{-1} R_s \tilde{T} D A_a] G_a \\
&= \tilde{T} [I_{N^a} - P_a(R_a D A_a P_a)^{-1} R_a D A_a] G_a = \tilde{T} G_a^{2L},
\end{aligned}$$

where we defined $P_a := \tilde{T}^\top P_s$, $R_a := R_s \tilde{T} = P_a^\top$ and

$$(5.5) \quad G_a^{2L} := [I_{N^a} - P_a(R_a D A_a P_a)^{-1} R_a D A_a] G_a.$$

We obtained that $G_s^{2L} \tilde{T} = \tilde{T} G_a^{2L}$. Moreover, an argument similar to the one used to prove Lemma 5.1 allows us to show that the spectra of G_s^{2L} and G_a^{2L} coincide in the sense that $\sigma(G_s^{2L}) = \sigma(G_a^{2L}) \setminus \{0\}$. This means that we have found a two-level volumetric iteration operator that is spectrally equivalent to our substructured two-level operator. Moreover, for any invertible matrix $U \in \mathbb{R}^{N^a \times N^a}$ we can repeat the calculations done in (4.7), to obtain

$$(5.6) \quad G_a^{2L} = [I_{N^a} - \tilde{P}_a(\tilde{R}_a D A_a \tilde{P}_a)^{-1} \tilde{R}_a D A_a] G_a,$$

where $\tilde{P}_a = P_a U$ and $\tilde{R}_a = U^{-1} R_a$ (with $\tilde{R}_a = \tilde{P}_a^\top$ if U is orthogonal). This means that there exists many two-level DD methods in volume that are equivalent to our substructured two-level methods.

We can summarize the obtained result in the following theorem.

THEOREM 5.2 (Volumetric formulation of substructured methods). *Consider the substructured two-level iteration operator G_s^{2L} given in (5.4) and denote its spectrum by $\sigma(G_s^{2L})$. For any invertible matrix $U \in \mathbb{R}^{N^a \times N^a}$, the spectrum of the matrix G_a^{2L} given in (5.6) satisfies the relation $\sigma(G_a^{2L}) = \sigma(G_s^{2L}) \setminus \{0\}$.*

The matrix G_a^{2L} has a special structure. Since D represents the block-Jacobi preconditioner for the augmented system (5.1), one can say that G_a^{2L} correspond to a two-level method applied to the preconditioned system $D A_a \mathbf{u}_a = D \mathbf{f}_a$, in a similar spirit of the smoothed aggregation method defined in [3, Section 2].

Let us now consider the question: what is the relation between our G2S method and a two-grid (volumetric) method that uses the same smoother (PSM)? A two-grid method in volume applied to the augmented system (5.1), would correspond to an iteration operator \hat{G}_a^{2L} of the form

$$\hat{G}_a^{2L} = [I_{N^a} - \hat{P}_a(\hat{R}_a A_a \hat{P}_a)^{-1} \hat{R}_a A_a] G_a.$$

Natural choices for \hat{P}_a and \hat{R}_a are the usual (volumetric) restriction and prolongation operators. For example, for a one-dimensional problem a natural choice is the prolongation matrix \hat{P}_a given in (4.3) and $\hat{R}_a = \frac{1}{2} P_a^\top$. On the other hand, our prolongation

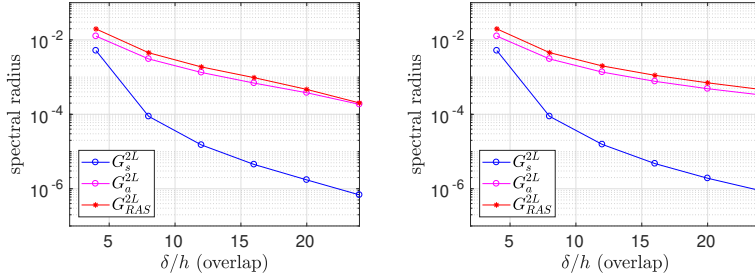


Fig. 5.1: Spectral radii of the matrices G_s^{2L} , G_a^{2L} and G_{RAS}^{2L} and corresponding to $\ell = 5$ (left) and $\ell = 6$ (right).

operator $P_a := \tilde{T}^\top P_s$ is an extension by zero of a coarse interface vector to a fine volumetric vector. Moreover, $R_a := R_s \tilde{T}$ restricts a fine volumetric vector \mathbf{v} to a coarse interface vector by only interpolating the components of \mathbf{v} belonging to the (fine) interfaces. Another crucial difference is that \tilde{G}_a^{2L} is constructed on DA_a , while \hat{G}_a^{2L} is obtained using the matrix A_a . Therefore, \tilde{G}_a^{2L} is constructed on the original augmented system $A_a \mathbf{u}_a = \mathbf{f}_a$, while G_a^{2L} is defined over the preconditioned system $DA_a \mathbf{u}_a = D\mathbf{f}_a$.

These facts indicate clearly that our method is by far distant from a classical volumetric two-grid method that uses the PSM as smoother. This is also confirmed by the numerical results shown in Figure 5.1, where the spectral radii of three different two-level iteration matrices are depicted. In particular, we consider exactly the Laplace problem used in Section 4.2 with $\tilde{L} = 1$ and $L = \frac{1}{2}$ (hence Ω is a unit square). The problem is discretized using a classical second-order finite-difference scheme with a uniform grid of size $h = \frac{1}{N_h+1}$, where $N_h = 2^\ell - 1$. The length of the overlap is $\delta = (N_{ov} + 1)h$, for some positive odd integer N_{ov} . We consider three different iterations matrices G_s^{2L} , G_a^{2L} and G_{RAS}^{2L} . The first one G_s^{2L} is the iteration matrix corresponding to our G2S method. The second one G_a^{2L} is the iteration matrix of a two-level method applied on the augmented volumetric system (5.1). In both cases, the same classical Schwarz method is used as smoother. The third matrix G_{RAS}^{2L} is the iteration operator of a classical two-grid method applied to the volumetric system $A_v \mathbf{u} = \mathbf{f}$ and using as smoother the RAS method. In all cases, restriction and prolongation operators correspond to linear interpolation matrices (as in (4.3)) and to the full weighting restriction matrices, respectively. Indeed, for our G2S method these are one-dimensional operators, while for the other two methods they are two-dimensional operators. In particular, for the augmented system these interpolation and restriction operators take into account the non-zero values of the discrete functions on the interfaces. For the two-level RAS method, they are obtained by a two-dimensional extension of (4.3).

In Figure 5.1, we show the spectral radii of G_s^{2L} , G_a^{2L} and G_{RAS}^{2L} , obtained by a direct numerical computation, as a function of N_{ov} , hence the size of the overlap. The two figures correspond to two different discretizations. It is clear that our G2S method outperforms the other two methods, which have also very small contraction factors. Moreover, it is clear that the coarse correction makes all the methods very robust with respect to the number of discretization points.

S2S	S2S C.C.	Volume two-level	Volume C.C.
$\mathbf{u}_s^{n+\frac{1}{2}} = G\mathbf{u}_s^n + \mathbf{b}_s$	$O(N_{\text{sub}}^3)$	$\mathbf{u}_v^{n+\frac{1}{2}} = N\mathbf{u}_v^n + M^{-1}\mathbf{b}_v$	$O(N_{\text{sub}}^3)$
$\mathbf{r}_s^{n+\frac{1}{2}} = \mathbf{b}_s - A\mathbf{u}_s^{n+\frac{1}{2}}$	$O(N_{\text{sub}}^3)$	$\mathbf{r}_v^{n+\frac{1}{2}} = \mathbf{b}_v - A_v\mathbf{u}_v^{n+\frac{1}{2}}$	$O((N^v)^2)$
$\mathbf{u}_{sc}^{n+1} = A_c^{-1}(R_s\mathbf{r}_s^{n+\frac{1}{2}})$	$O(m^3 + mN^s)$	$\mathbf{u}_{vc}^{n+1} = A_{vc}^{-1}(R_v\mathbf{r}_v^{n+\frac{1}{2}})$	$O(m^3 + mN^v)$
$\mathbf{u}_s^{n+1} = \mathbf{u}_s^{n+\frac{1}{2}} + P_s\mathbf{u}_{sc}^{n+1}$	$O(mN^s)$	$\mathbf{u}_v^{n+1} = \mathbf{u}_v^{n+\frac{1}{2}} + P_v\mathbf{u}_{vc}^{n+1}$	$O(mN^v)$

Table 6.1: Computational cost (C.C.) analysis for substructured and volume two-level methods.

6. Implementation details and multilevel algorithm. In this section, we discuss some important remarks about the implementation of our substructured two-level methods. In Section 6.1, after discussing pro and contra of substructured and volume two-level methods, we present equivalent and computationally more efficient forms of Algorithm 3.1. This is essential to make our framework computationally equal or more efficient than other existing strategies. In Section 6.2, we explain how to extend our G2S method to a multi-grid strategy.

6.1. A practical form of two-level substructured methods. One of the advantages of our new substructured framework is that most of the computations are performed with objects (vectors, matrices, arrays, etc.) that are defined on the interfaces and hence having a much smaller dimension. This is clear if one carefully studies Algorithm 3.1, where for example the products $R\mathbf{r}$ and $P\mathbf{u}_c$ are performed on interface vectors. In volume two-level methods, the same prolongation and restriction operators involve volume entities, thus their application is more costly and they might be generally more difficult to implement due to the higher dimensions. For the same reasons, less memory storage is required. Moreover substructured two-level methods do not need to extend in volume the coarse space functions that, in volume methods, are defined either on the overlap or on the interfaces. We remark that there is not a unique way to extend these functions and we refer to [40, Section 5] for an overview.

We now compare the computational costs of the S2S and of a spectral 2-level method in volume per iteration. Let N^v be the size of the volume matrix $A_v = M - N$ and N^s the size of the substructured matrix A ($N^s \ll N^v$). The size of each subdomain is N_{sub} and $2m$ is the dimension of the coarse space. The restriction and prolongation operators are R_v, R_s, P_v, P_s . For simplicity we assume $n_1 = 1, n_2 = 0$.

We now discuss the cost of the off-line and on-line computation phases. The off-line pre-computation phases for the substructured and volume coarse matrices have the same cost. For the substructured case, the bottleneck consists in the application of A which consists in the solution of subdomains problems. These can be performed in parallel, and thus the cost is N_{sub}^3 . In the volume case, the application of A_v is just a standard matrix-vector multiplication, but to build prolongation and restriction operators, we need to extend the coarse space functions defined either on the overlap or on the interfaces and this costs again N_{sub}^3 . The on-line costs reported in Table 6.1 show that one iteration of the S2S may be more expensive than a spectral two-level method in volume, since the computation of the residual requires the solution of subdomain problems in the substructured case.

To avoid this extra cost per iteration, we use the special form of the matrix $A = \mathbb{I} - G$. We propose two new versions of Algorithm 3.1, which we call S2S-B1 and S2S-B2 (respectively with G2S). These are Algorithms 6.1 and 6.2. Notice

that Algorithm 6.1 requires for the first iteration two applications of the smoothing operator G , namely two subdomains solves. The next iterations, which are represented by Steps 6-10, need only one application of the smoothing operator G . Theorem 6.1 (a) shows that Algorithm 6.1 is equivalent to Algorithm 3.1. This means that each iteration after the first one of Algorithm 6.1 is computationally less expensive than one iteration of a volume two-level DD method. Since two-level DD methods perform generally few iteration, it could be important to get rid of the expensive first iteration. For this reason, we introduce Algorithm 6.2, which overcome the problem of the first iteration. Theorem 6.1 (b) shows that Algorithm 6.2 is exactly an S2S method with no pre-smoothing and one post-smoothing step. Moreover, it has the same convergence behavior of Algorithm 6.1.

Algorithm 6.1 S2S-B1

Require: \mathbf{u}^0 .

- 1: $\mathbf{u}^1 = G\mathbf{u}^0 + \mathbf{b}$,
- 2: $\mathbf{v} = G\mathbf{u}^1$,
- 3: $\mathbf{r} = \mathbf{b} - \mathbf{u}^1 + \mathbf{v}$,
- 4: $\mathbf{d} = A_c^{-1}R\mathbf{r}$,
- 5: $\mathbf{u}^0 = \mathbf{u}^1 + P\mathbf{d}$,

Require: \mathbf{v}, \mathbf{d} .

- 6: $\mathbf{u}^1 = \mathbf{v} + \tilde{P}\mathbf{d} + \mathbf{b}$,
 - 7: $\mathbf{v} = G\mathbf{u}^1$,
 - 8: $\mathbf{r} = \mathbf{b} - \mathbf{u}^1 + \mathbf{v}$,
 - 9: $\mathbf{d} = A_c^{-1}R\mathbf{r}$,
 - 10: $\mathbf{u}^0 = \mathbf{u}^1 + P\mathbf{d}$,
 - 11: Repeat from 6 to 10 until convergence.
-

Algorithm 6.2 S2S-B2

Require: \mathbf{u}^0 and set $n = 1$,

- 1: $\mathbf{v} = G\mathbf{u}^0$,
 - 2: $\mathbf{r} = \mathbf{b} - \mathbf{u}^0 + \mathbf{v}$,
 - 3: $\mathbf{d} = A_c^{-1}R\mathbf{r}$,
 - 4: $\mathbf{u}^1 = \mathbf{v} + \tilde{P}\mathbf{d} + \mathbf{b}$,
 - 5: Set $\mathbf{u}^0 = \mathbf{u}^1$ and repeat from 1 to 5 until convergence.
-

THEOREM 6.1 (Equivalence between S2S, S2S-B2 and S2S-B1).

- (a) *Algorithm 6.1 generates the same iterates of Algorithm 3.1.*
- (b) *Algorithm 6.2 corresponds to the stationary iterative method*

$$\mathbf{u}^n = G(\mathbb{I} - PA_c^{-1}RA)\mathbf{u}^{n-1} + \tilde{M}\mathbf{b},$$

where $G(\mathbb{I} - PA_c^{-1}RA)$ is the iteration matrix and \tilde{M} the relative preconditioner. Moreover, Algorithm 6.2 and Algorithm 6.1 have the same convergence behavior.

Proof. For simplicity, we suppose to work with the error equation and thus $\mathbf{b} = 0$. We call $\tilde{\mathbf{u}}^0$ the output of the first five steps of Algorithm 6.1 and with $\hat{\mathbf{u}}^0$ the output of Algorithm 3.1. Then given a initial guess \mathbf{u}^0 , we have

$$\begin{aligned} \tilde{\mathbf{u}}^0 &= \mathbf{u}^1 + P\mathbf{d} = \mathbf{u}^1 + PA_c^{-1}R(-\mathbf{u}^1 + \mathbf{v}) \\ &= G\mathbf{u}^0 + PA_c^{-1}R(-AG\mathbf{u}^0) = (\mathbb{I} - PA_c^{-1}RA)G\mathbf{u}^0 = \hat{\mathbf{u}}^0. \end{aligned}$$

Similar calculations show that also steps 6-10 of S2S-B1 are equivalent to an iteration of 3.1. For the second part of the Theorem, we write the iteration matrix for Algorithm 6.2 as

$$\mathbf{u}^1 = \mathbf{v} + \tilde{P}\mathbf{d} = G\mathbf{u}^0 + GPA_c^{-1}R(-A\mathbf{u}^0) = G(\mathbb{I} - PA_c^{-1}RA)\mathbf{u}^0.$$

Hence, Algorithm 6.2 performs a post-smoothing step instead of a pre-smoothing step

as Algorithm 6.1 does. The method still has the same convergence behavior since the matrices $G(\mathbb{I} - PA_c^{-1}RA)$ and $(\mathbb{I} - PA_c^{-1}RA)G$ have the same eigenvalues[‡]. \square

Notice that, the reformulations S2S-B1 and S2S-B2 require to store the matrix $\tilde{P} := GP$, which is anyway needed in the assembly phase of the coarse matrix, hence no extra cost is required, if compared to a volume two-level DD method. Finally, we stress that these implementation tricks can be readily generalized to a general number of pre- and post-smoothing steps.

Concerning the specific implementation details for the G2S, we remark that one can lighten the off-line assembly of the matrix $A_{2h} = R_{2h}^h A_h P_{2h}^h$, using instead the matrix

$$(6.1) \quad \tilde{A}_{2h} := \begin{bmatrix} I_{2h,2} & -G_{2h,1} \\ -G_{2h,2} & I_{2h,1} \end{bmatrix},$$

which corresponds to a direct discretization of (2.5) on the coarse mesh, see also (4.2). Moreover, since our two-level method works directly on the interfaces, we have more freedom in the discretization of the smoothing operators G_j , $j = 1, 2$ on each level. For instance, on each level, we could keep the corresponding volume mesh in a neighborhood of the interfaces, while away from them we could consider a coarser grid. In Table 7.2, we show a comparison of computational times between the three different implementations of the G2S method and a two-level RAS method.

6.2. Extension to multilevel framework. Classical two-level grid methods in volume are, sometimes, still not very efficient for the solution of large problems. This is mainly due to the dimension of the coarse space, which is too large in volume, namely about half of the full dimension. In our substructured framework, the size of the substructured coarse matrix corresponds to the number of degrees of freedom on the coarse interfaces, and thus it is already much smaller with respect to the volume case (see Section 7.1 for a comparison of their sizes in a model problem). However, they might be problems for which the direct solution of the coarse problem is inconvenient also in the substructured framework. For instance, if we considered multiple subdomains, then we would have several interfaces and therefore the size of the substructured coarse matrix increases.

The G2S is suitable to a multilevel generalization following a classical multi-grid strategy [38]. Given a sequence of grids on the two interfaces labeled from the coarsest to the finest by $\{\ell_{\min}, \ell_{\min} + 1, \dots, \ell_{\max}\}$, we denote with $P_{\ell-1}^\ell$ and $R_{\ell-1}^\ell$ the interpolation and restriction operators between grids ℓ and $\ell - 1$. To build the substructured matrices on the different grids we have two possible choices. The first one corresponds to the standard Galerkin projection. Being $A_{\ell_{\max}}$ the substructured matrix on the finest grid, we can define for $\ell \in \{\ell_{\min}, \ell_{\min} + 1, \dots, \ell_{\max} - 1\}$, $A_\ell := R_{\ell+1}^{\ell+1} A_{\ell+1} P_\ell^{\ell+1}$. The second choice consists to define A_ℓ directly as the discretization of (2.8) on the grid labeled by ℓ . It corresponds exactly to (6.1) for the two-grid case. The two choices are not equivalent. On the one hand, the Galerkin approach leads to a faster method in terms of iteration number. However, the Galerkin matrices A_ℓ do not have the block structure as in (2.8). For instance, $A_{\ell_{\max}-1} = R_{\ell_{\max}-1}^{\ell_{\max}} A_{\ell_{\max}} P_{\ell_{\max}-1}^{\ell_{\max}} = R_{\ell_{\max}-1}^{\ell_{\max}} P_{\ell_{\max}-1}^{\ell_{\max}} - R_{\ell_{\max}-1}^{\ell_{\max}} G_{\ell_{\max}} P_{\ell_{\max}-1}^{\ell_{\max}}$. Thus, the identity matrix is replaced by the sparse matrix $R_{\ell_{\max}-1}^{\ell_{\max}} P_{\ell_{\max}-1}^{\ell_{\max}}$. On the other hand, defining A_ℓ directly on the current grid ℓ as in (6.1) leads to a minimum increase of the iteration number but permits to conserve the original block-diagonal structure.

[‡]Given two matrices A and B , AB and BA share the same non-zero eigenvalues.

Algorithm 6.3 Geometric multilevel substructured domain decomposition method function $\text{GMLS}(\mathbf{u}^0, \mathbf{b}, \ell)$

```

if  $\ell = \ell_{\min}$ , then
    set  $\mathbf{u}^0 = A_{\ell_{\min}}^{-1} \mathbf{b}$ .           (direct solver)
else
     $\mathbf{u}^n = G\mathbf{u}^{n-1} + \mathbf{b}$ ,  $n = 1, \dots, n_1$  (dd pre-smoothing steps)
     $\mathbf{r} = \mathbf{b} - A\mathbf{u}^{n_1}$  (compute the residual)
     $\mathbf{u}_c = \text{GMLS}(\mathbf{0}, R_{\ell-1}^\ell \mathbf{r}, \ell - 1)$ . (recursive call)
     $\mathbf{u}^0 = \mathbf{u}^{n_1} + P_{\ell-1}^\ell \mathbf{u}_c$  (coarse correction)
     $\mathbf{u}^n = G\mathbf{u}^{n-1} + \mathbf{b}$ ,  $n = 1, \dots, n_2$  (dd post-smoothing steps)
    Set  $\mathbf{u}^0 = \mathbf{u}^{n_2}$  (update)
end if
return  $\mathbf{u}^0$ .

```

In spite of the choice for A_ℓ , we can define the geometric multilevel substructured dd method (GMLS) function described by Algorithm 6.3, which implements the classical V-cycle.

7. Numerical experiments. In this section, we test numerically our new computational frameworks and our purpose is twofold. On the one hand, we wish to compare our new methods with other classical existing methods, like a two-grid method in volume using RAS as smoother, or a two level DD method in volume based on the SHEM coarse space functions. This is done in Section 7.1, where we consider two simple cases of a Poisson equation defined on two-dimensional and three-dimensional boxes and we study convergence rates and computational times.

On the other hand, we wish to show the effectiveness of our new methods in solving both classical test problems, like the Laplace equation defined on a rectangle, and more complicated problems, like advection-diffusion equations with strong advection and possibly jumping diffusion coefficients. This is done in Sections 7.2 and 7.3. In particular, Section 7.2 studies the convergence behavior of the S2S and G2S methods for the solution of an advection-diffusion equation defined on a two-dimensional non-convex and non-simply connected “smiling domain”. Finally, in Section 7.3, we apply our methods to solve a diffusion equation with highly varying diffusion coefficients.

7.1. Laplace equation on 2D and 3D boxes. Consider the Poisson equation $-\Delta u = f$ in a rectangle $\Omega = (-1, 1) \times (0, 1)$ with homogeneous Dirichlet boundary condition. The domain Ω is decomposed into two overlapping rectangles $\Omega_1 = (-1, \delta) \times (0, 1)$ and $\Omega_2 = (-\delta, 1) \times (0, 1)$, where 2δ is the length of the overlap. We discretize the problem using a standard second-order finite difference scheme based on a uniform grid of $N_y = 2^\ell - 1$ interior points in direction y and $N_x = 2N_y + 1$ interior points in direction x . Here, ℓ is a positive integer. The grid size is denoted by h . The overlap is assumed to be $2\delta = h(N_{ov} + 1)$, where N_{ov} represents the number of interior points in the overlap in direction x . The results of our numerical experiments are shown in Figures 7.1 and 7.2, where we solve the problem using the classical parallel Schwarz method (PSM), our S2S and G2S methods, a classical two-grid method using RAS as smoother (“2L-RAS” in the figures), and a classical two-level DD method in volume using SHEM coarse functions (“SHEM(m)” in the figures).

For the G2S method we use the one-dimensional interpolation operator P_{2h}^h obtained by (4.3) and $R_{2h}^h = \frac{1}{2}(P_{2h}^h)^\top$ (as explained in Section 4.1). For the S2S method

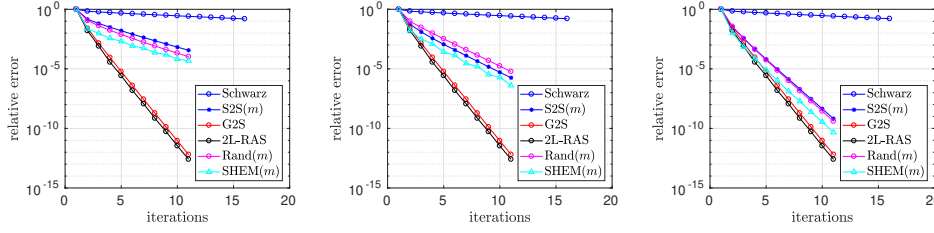


Fig. 7.1: Convergence curves for $\ell = 6$, $N_{ov} = 2$, and $m = 5$ (left), $m = 10$ (middle), $m = 20$ (right).

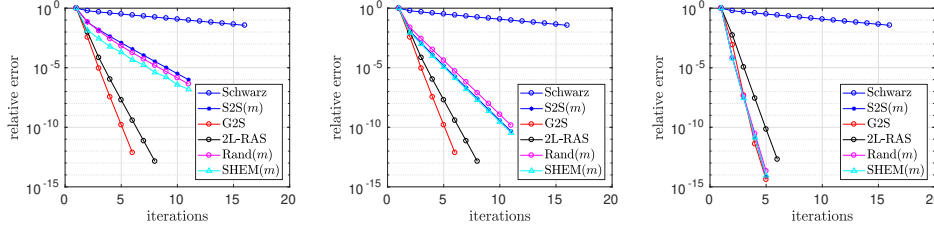


Fig. 7.2: Convergence curves for $\ell = 6$, $N_{ov} = 4$, and $m = 5$ (left), $m = 10$ (middle), $m = 20$ (right).

and the classical two-level DD method, we use $2m$ coarse functions, that are the first m sine Fourier functions on each interface. By extending these interface functions on each subdomain we obtain the $2m$ SHEM coarse functions. Finally, we also use the S2S method together with $2m$ coarse functions generated randomly by the procedure defined in Section 3.3 (with $r = 3$ and $\ell = q = m$). This is denoted by “Rand(m)” in the figures.

The figures show the decay of the relative errors with the respect to the number of iterations. All the methods are stopped if the relative error is smaller that 10^{-12} . In all the tests, the G2S and the two-grid RAS methods outperform the other methods and the PSM is obviously much slower than all the others. The two-grid RAS method performs as the G2S for $N_{ov} = 2$. However, the G2S is faster for $N_{ov} = 4$. Notice that while the G2S coarse space has dimension about N_y , the one corresponding to the two-grid RAS method has dimension about $N_x N_y / 4 \approx N_y^2 / 2 \gg N_y$. Notice that the two curves corresponding to S2S and SHEM are always parallel. For $m = 5$ these methods perform already very well, since with less than 10 iterations they can achieve an error of about 10^{-6} . The slowest two-level method (but still much faster than the PSM) is the S2S provided with random generated coarse functions. Increasing the dimension m , the speed of convergence of S2S and SHEM drastically increases. For $m = 20$, all the two-level methods show the same performance. Notice that if $m = 20$, the dimension of the coarse spaces for S2S and SHEM is 40, while the dimension of the coarse spaces of G2S and 2L-RAS are about 60 and 1900, respectively. By doubling the value of the overlap, all the methods converge faster. In particular, the improvement is more significant for S2S and SHEM, which for $m = 20$ also outperform 2L-RAS. Is it remarkable, that for a larger overlap the convergence of the S2S with random functions is almost the same as S2S with Fourier functions and SHEM. This is in

# (volume)	G2S	G2S-B1	G2S-B2	2L-RAS
539	4	4	4	6
6075	5	5	4	6
56699	4	4	4	6
488187	4	4	4	6

Table 7.1: Number of iterations performed by the different methods and for different number of degrees of freedom.

# (volume)	G2S	G2S-B1	G2S-B2	2L-RAS
539	0.023 (0.005)	0.010 (0.003)	0.010 (0.003)	0.039 (0.06)
6075	0.143 (0.028)	0.102 (0.024)	0.070 (0.017)	0.190 (0.03)
56699	2.700 (0.675)	1.598 (0.399)	1.280 (0.320)	4.128 (0.688)
488187	126.0980 (31.524)	78.363 (19.591)	63.131 (15.783)	189.162 (31.527)

Table 7.2: Computational times performed by the different methods. In parentheses we indicate the computational time per iteration.

agreement with the results of Lemma 3.4. The slower performance of 2L-RAS with respect to G2S can be traced back to the interpolation step. This operation breaks the harmonicity of the obtained correction, which therefore does not lie anymore in the space where the errors lie; see, e.g., [31]. One could use interpolators which extend harmonically the correction inside the overlapping subdomains although this would increase significantly the computational cost of each iteration. We refer also to [33] for a similar observation.

Next, we repeat the same experiments on a three-dimensional box $\Omega = (-1, 1) \times (0, 1) \times (0, 1)$ decomposed into two overlapping subdomains $\Omega_1 = (-1, \delta) \times (0, 1) \times (0, 1)$ and $\Omega_2 = (-\delta, 1) \times (0, 1) \times (0, 1)$. Since we are interested in computational times, we solve the problem (up to a tolerance of 10^{-10} on the relative error) using the G2S method, its equivalent forms G2S-B1 and G2S-B2, introduced in Section 6.1, and 2L-RAS. The results are shown in Tables 7.1 and 7.2. It is clear that the G2S methods outperforms 2L-RAS, in terms of iteration numbers and computational times. In particular, G2S-B1 and G2S-B2 require per iteration about half of the computational time that 2L-RAS requires. The experiments have been performed on a workstation with 8 processors Intel Core i7-6700 CPU @ 3.40GHz and with 32 GB di RAM.

7.2. Advection-diffusion problem on smiling domain. We consider the advection-diffusion equation $-\Delta u + \mathbf{a} \cdot \nabla u = f$ in Ω with homogeneous Dirichlet boundary conditions. The domain Ω is the “smiling face” depicted in Figure 7.3 (left), where the external disc has unit radius. The right-hand side function and the advection coefficients are $f(x, y) = 10 \sin(2\pi x) \sin(2\pi y) \sin(2\pi xy)$ and $\mathbf{a}(x, y) = [10x^3, -20 - 30y^2]^\top$. The corresponding solution is show in Figure 7.3 (right). The domain Ω is decomposed into two overlapping subdomains as shown in Figure 7.3 (left). The overlap is denoted by δ .

We solve the problem using the parallel Schwarz method, and G2S and S2S methods. For the G2S method we use the one-dimensional interpolation operator obtained using (4.3) as described in Section 4.1. For the S2S method, we use the first $2m$ functions of the coarse space V_c defined in (4.6), which is the coarse space corresponding to the G2S method (if $2m = \dim V_c$). In this way, on the one hand, we can study

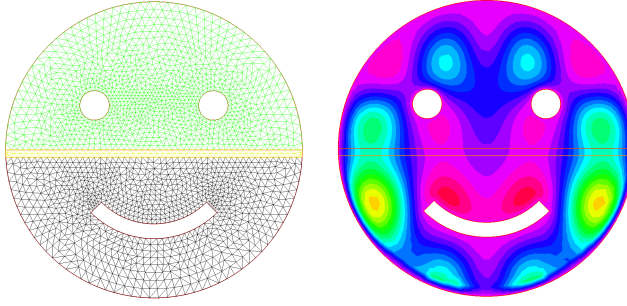


Fig. 7.3: Left: smiling domain, finite-element discretization and domain decomposition. Right: computed solution.

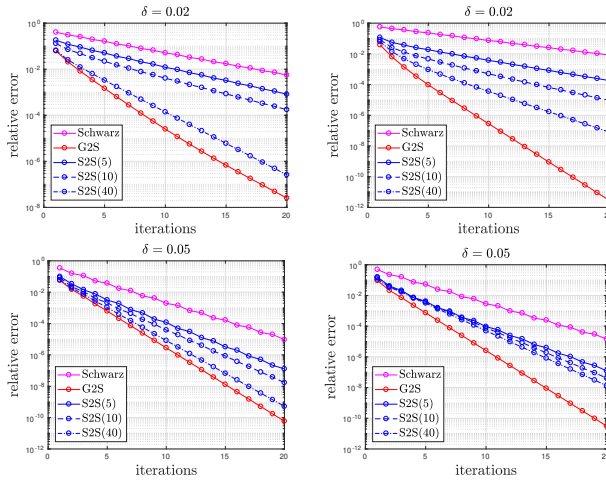


Fig. 7.4: Top row: convergence curves for $\delta = 0.02$ and $N^v = 8675$, $N^s = 198$ and $M^s = 99$ (left), and for $N^v = 8675$, $N^s = 396$ and $M^s = 198$ (right). Bottom row: convergence curves for $\delta = 0.05$ and $N^v = 8675$, $N^s = 198$ and $M^s = 99$ (left), and for $N^v = 8675$, $N^s = 396$ and $M^s = 198$ (right).

the effectiveness of our methods for an advection-diffusion problem on a complicate domain, and on the other hand, we can observe the behavior of the G2S method when some basis functions are removed from its coarse space.

The numerical experiments are performed using Freefem++ [39] and the corresponding results are shown in Figure 7.4.

It is clear that the G2S method outperforms all the other methods. The benefit of a coarse correction is more evident for smaller values of the overlap. Moreover, when m increases the convergence rate of the S2S method approaches the one of the S2S method. In particular, for $N = 396$ and $m = 40$ (which means a dimension of the coarse space of 80) the performance of the S2S method is already very similar to the one of the G2S method. This suggests that the entire coarse space is V_c of the G2S is not always needed to achieve extremely good performances.

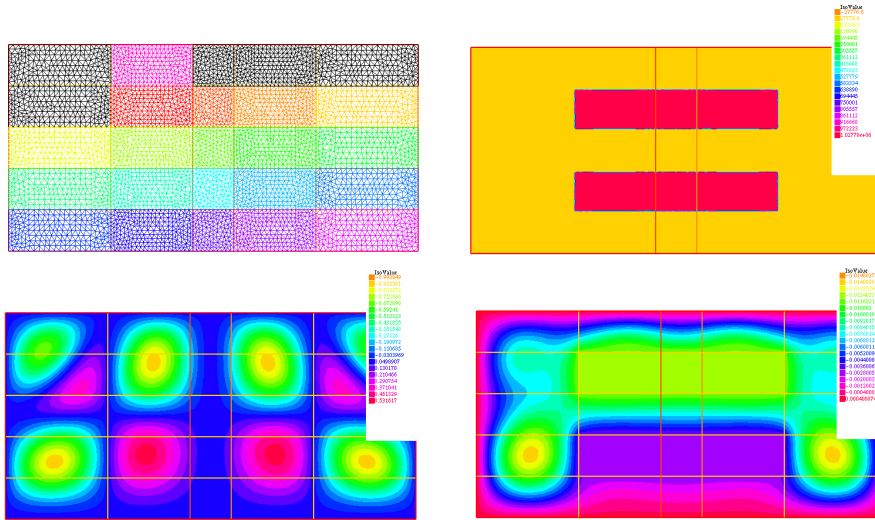


Fig. 7.5: Top row: FE mesh (left), diffusion coefficient α (right). Bottom row: right-hand side function (left) and computed solution for $\alpha = 10^6$ in the channels (right).

7.3. Diffusion problem with jumping diffusion coefficients. In this section, we test our methods for the solution of an diffusion equation $-\text{div}(\alpha \nabla u) = f$ defined in a domain Ω with homogeneous Dirichlet boundary conditions. The right-hand side function is $f(x, y) = \sin(x2\pi)\sin(y2\pi)\sin(xy2\pi)$; see Figure 7.5 (bottom row - left). The domain Ω is the rectangle depicted in Figure 7.5 (top row - left), having as in the the example of Section 7.1 height equal to 1 and width equal to 2. In the domain Ω two horizontal channels are present; see Figure 7.5 (top row - right). Outside the channels the diffusion coefficient is $\alpha = 1$. Inside the channels we consider three different values of α , namely 10^2 , 10^4 and 10^6 , in order to study the robustness of the G2S algorithm with respect to the amplitude of the jump across the channels. Figure 7.6 (bottom row - right) shows the computed solution for $\alpha = 10^6$. The convergence results of our experiments are depicted in Figure 7.6. It is clear that our G2S method performs very well by reaching an error of order of 10^{-10} in less than 10 iterations. Direct numerical computations show that G_1 and G_2 have exactly two eigenvalues close to one. As soon as the coarse space contains both the slow eigenvectors, S2S converges very fast.

8. Conclusions. In this work we introduced a new framework of two-level substructured DD framework. In particular, two new class of methods are introduced: the S2S method, based on interface function coarse space, and the G2S, which is an interface two-grid method. The latter can be easily extended to a multilevel framework. Under certain reasonable hypotheses, we proved that these methods are well posed and convergent, and we also provide sharp estimates of their convergence factors. Moreover, the relations between S2S, G2S and volumetric two-level DD methods is also discussed. Finally, the effectiveness of our new methods is confirmed by extensive numerical experiments.

9. Appendix. Let $(H, \langle \cdot, \cdot \rangle)$ be a Hilbert space. Consider a linear system $Ax = b$, where $b \in H$ and $A : H \rightarrow H$ an invertible operator of the form $A = I - G$,

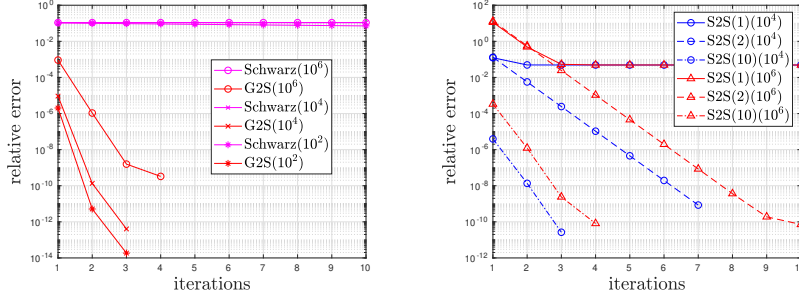


Fig. 7.6: Convergence curves for G2S (left) and S2S (right) for $N_s = 198$ and $N_v = 19150$ and jumps of α of order 10^2 , 10^4 and 10^6 . S2S(m) uses m eigenvectors of the smoothing operators G_j , $j = 1, 2$ on each interface. The dimension of the coarse space is $2m$.

with I the identity. The operator G is the one-level iteration operator that corresponds to the stationary method $x^{k+1} = Gx^k + M^{-1}b$. Consider a coarse space $V_c := \text{span}\{\psi_1, \dots, \psi_m\}$, where ψ_j are eigenfunctions of G and $m > 0$ is a finite integer. We denote by λ_k the corresponding eigenvalues and we assume that $|\lambda_{m+1}| = \sup_{k \geq m+1} |\lambda_k|$. The two-level iteration operator is then given by $G_{2L} := (I - PA_c^{-1}RA)G$, where $Pv := \sum_{k=1}^m v_j \psi_k$ and $Rf := [\langle \psi_1, f \rangle, \dots, \langle \psi_m, f \rangle]^\top$, for any $\mathbf{v} \in \mathcal{R}^m$ and $f \in H$. The coarse matrix is $A_c = RAP$.

THEOREM 9.1 (Convergence of a general two-level method).

The convergence factor of G_{2L} is $\rho(G_{2L}) = |\lambda_{m+1}|$.

Proof. The matrix A_c is invertible by Lemma 3.1, hence the iteration is well-defined. Now, the proof is divided into two parts. First, we show that the coarse space functions $\{\psi_k\}_{k=1}^m$ are in the kernel of G_{2L} . Second, we show that λ_j , for $j \geq m+1$ are eigenvalues of G_{2L} .

To prove the first part, we consider a ψ_j with $j \leq m$ and compute

$$(9.1) \quad G_{2L}\psi_j = (I - PA_c^{-1}RA)G\psi_j = \lambda_j(\psi_j - (1 - \lambda_j)PA_c^{-1}R\psi_j).$$

Since A is invertible, $1 - \lambda_j \neq 0$ and, similarly as in the proof of Theorem 3.3, we observe that $A_c((1 - \lambda_j)^{-1}\mathbf{e}_j) = RAP((1 - \lambda_j)^{-1}\mathbf{e}_j) = R\psi_j$. Inserting this equality in (9.1), we get

$$G_{2L}\psi_j = \lambda_j(\psi_j - (1 - \lambda_j)PA_c^{-1}R\psi_j) = \lambda_j(\psi_j - P\mathbf{e}_j) = \lambda_j(\psi_j - \psi_j) = 0,$$

which is the first claim.

To prove the second claim, we take any ψ_j with $j \geq m+1$ and define $\phi_j := A^{-1}(\psi_j - \mathbb{P}_{V_c}\psi_j)$, where \mathbb{P}_{V_c} is the orthogonal projection operator onto V_c . Notice that $\phi_j = (1 - \lambda_j)^{-1}(\psi_j - w)$, where $w = A^{-1}\mathbb{P}_{V_c}\psi_j \in V_c$. Since we proved that V_c is included in the kernel of G_{2L} , we have

$$(9.2) \quad G_{2L}\phi_j = (1 - \lambda_j)^{-1}G_{2L}\psi_j = \lambda_j((1 - \lambda_j)^{-1}\psi_j - PA_c^{-1}R\psi_j).$$

If the ψ_j were orthonormal, then we are done. In a more general case, we proceed as follows. Now, we notice that the operator RP is invertible and $\mathbb{P}_{V_c} = P(RP)^{-1}R$.

Therefore, we compute

$$PA_c^{-1}R\psi_j = PA_c^{-1}[RP(RP)^{-1}]R\psi_j = PA_c^{-1}R\mathbb{P}_{V_c}\psi_j = \sum_{\ell=1}^m \gamma_\ell PA_c^{-1}R\psi_\ell,$$

for some coefficients γ_ℓ . Now, we recall that $R\psi_j = A_c((1 - \lambda_j)^{-1}\mathbf{e}_j)$ for all $j = 1, \dots, m$ and write

$$PA_c^{-1}R\psi_j = (1 - \lambda_j)^{-1} \sum_{\ell=1}^m \gamma_\ell \psi_\ell = \sum_{\ell=1}^m \gamma_\ell A^{-1}\psi_\ell = A^{-1}\mathbb{P}_{V_c}\psi_j. \quad \square$$

Replacing this equality into (9.2), we obtain that $G_{2L}\phi_j = \lambda_j\phi_j$.

REFERENCES

- [1] J. AARNES AND T. Y. HOU, *Multiscale domain decomposition methods for elliptic problems with high aspect ratios*, Acta Mathematicae Applicatae Sinica, 18 (2002), pp. 63–76.
- [2] P. BJORSTAD, M. J. GANDER, A. LONELAND, AND T. RAHMAN, *Does SDEM for Additive Schwarz work better than predicted by its condition number estimate?*, Domain Decomposition Methods in Science and Engineering XXIV, LNCSE, Springer-Verlag, – (2018), pp. 129–138.
- [3] M. BREZINA, T. MANTEUFFEL, S. MCORMICK, J. RUGE, AND G. SANDERS, *Towards adaptive smoothed aggregation (alghasa) for nonsymmetric problems*, SIAM Journal on Scientific Computing, 32 (2010), pp. 14–39.
- [4] F. CHAOUQUI, G. CIARAMELLA, M. J. GANDER, AND T. VANZAN, *On the scalability of classical one-level domain-decomposition methods*, Vietnam Journal of Mathematics, 46 (2018), pp. 1053–1088.
- [5] F. CHAOUQUI, M. J. GANDER, AND K. SANTUGINI-REPIQUET, *A coarse space to remove the logarithmic dependency in Neumann-Neumann methods*, accepted for Domain Decomposition Methods in Science and Engineering XXIV, LNCSE, Springer-Verlag, – (2018), pp. 159–168.
- [6] F. CHAOUQUI, M. J. GANDER, AND K. SANTUGINI-REPIQUET, *A local coarse space correction leading to a well-posed continuous Neumann-Neumann method in the presence of cross points*, accepted for Domain Decomposition Methods in Science and Engineering XXV, LNCSE, Springer-Verlag, – (2019), pp. –.
- [7] G. CIARAMELLA AND M. J. GANDER, *Iterative Methods and Preconditioners for Systems of Linear Equations*, in preparation.
- [8] G. CIARAMELLA AND M. J. GANDER, *Analysis of the parallel Schwarz method for growing chains of fixed-sized subdomains: Part I*, SIAM J. Numer. Anal., 55 (2017), pp. 1330–1356.
- [9] G. CIARAMELLA AND M. J. GANDER, *Analysis of the parallel Schwarz method for growing chains of fixed-sized subdomains: Part II*, SIAM J. Numer. Anal., 56 (3) (2018), pp. 1498–1524.
- [10] G. CIARAMELLA AND M. J. GANDER, *Analysis of the parallel Schwarz method for growing chains of fixed-sized subdomains: Part III*, Electron. Trans. Numer. Anal., 49 (2018), pp. 201–243.
- [11] G. CIARAMELLA AND M. J. GANDER, *Happy 25th anniversary ddm!... but how fast can the Schwarz method solve your logo?*, Accepted in Domain Decomposition Methods in Science and Engineering XXV, LNCSE, Springer-Verlag, (2019).
- [12] G. CIARAMELLA, M. J. GANDER, L. HALPERN, AND J. SALOMON, *Methods of Reflections: relations with Schwarz methods and classical stationary iterations, scalability and preconditioning*. working paper or preprint, Nov. 2018, <https://hal.archives-ouvertes.fr/hal-01930232>.
- [13] G. CIARAMELLA, M. J. GANDER, AND P. MAMOOLER, *The domain decomposition method of Bank and Jimack as an optimized Schwarz method*, Accepted in Domain Decomposition Methods in Science and Engineering XXV, LNCSE, Springer-Verlag, – (2019), pp. –.
- [14] G. CIARAMELLA, M. HASSAN, AND B. STAMM, *On the scalability of the parallel Schwarz method in one-dimension*, Accepted in Domain Decomposition Methods in Science and Engineering XXV, LNCSE, Springer-Verlag, (2019).
- [15] G. CIARAMELLA, M. HASSAN, AND B. STAMM, *On the scalability of the Schwarz method*, submitted, arXiv preprint arXiv:1902.03670, (2019).

- [16] P. CIARLET, *Linear and Nonlinear Functional Analysis with Applications*, Applied mathematics, Society for Industrial and Applied Mathematics, 2013.
- [17] C. R. DOHRMANN, A. KLAWONN, AND O. B. WIDLUND, *A family of energy minimizing coarse spaces for overlapping Schwarz preconditioners*, in Domain Decomposition Methods in Science and Engineering XVII, 2008, pp. 247–254.
- [18] V. DOLEAN, P. JOLIVET, AND F. NATAF, *An Introduction to Domain Decomposition Methods*, Society for Industrial and Applied Mathematics, Philadelphia, PA, 2015.
- [19] V. DOLEAN, F. NATAF, R. SCHEICHL, AND N. SPILLANE, *Analysis of a two-level Schwarz method with coarse spaces based on local Dirichlet-to-Neumann maps*, Comput. Meth. in Appl. Math., 12 (2012), pp. 391–414.
- [20] O. DUBOIS, M. J. GANDER, S. LOISEL, A. ST-CYR, AND D. B. SZYLD, *The optimized Schwarz method with a coarse grid correction*, SIAM J. Sci. Comput., 34 (2012), pp. 421–458.
- [21] Y. EFENDIEV, J. GALVIS, R. LAZAROV, AND J. WILLEMS, *Robust domain decomposition preconditioners for abstract symmetric positive definite bilinear forms*, ESAIM: Mathematical Modelling and Numerical Analysis - Modélisation Mathématique et Analyse Numérique, 46 (2012), pp. 1175–1199.
- [22] J. GALVIS AND Y. EFENDIEV, *Domain decomposition preconditioners for multiscale flows in high-contrast media*, Multiscale Modeling & Simulation, 8 (2010), pp. 1461–1483.
- [23] J. GALVIS AND Y. EFENDIEV, *Domain decomposition preconditioners for multiscale flows in high contrast media: Reduced dimension coarse spaces*, Multiscale Modeling & Simulation, 8 (2010), pp. 1621–1644.
- [24] M. J. GANDER, *Optimized Schwarz methods*, SIAM Journal on Numerical Analysis, 44 (2006), pp. 699–731.
- [25] M. J. GANDER, *Schwarz methods over the course of time*, Electron. Trans. Numer. Anal., 31 (2008), pp. 228–255.
- [26] M. J. GANDER, *On the influence of geometry on optimized Schwarz methods*, SeMA Journal, 53 (2011), pp. 71–78.
- [27] M. J. GANDER, L. HALPERN, AND K. S. REPIQUET, *A new coarse grid correction for RAS/AS*, in Domain Decomposition Methods in Science and Engineering XXI, Springer, 2014, pp. 275–283.
- [28] M. J. GANDER, L. HALPERN, AND K. SANTUGINI-REPIQUET, *On optimal coarse spaces for domain decomposition and their approximation*, accepted for Domain Decomposition Methods in Science and Engineering XXIV, LNCSE, Springer-Verlag, – (2018), pp. 271–280.
- [29] M. J. GANDER AND A. LONELAND, *SHEM: An optimal coarse space for RAS and its multiscale approximation*, in Domain Decomposition Methods in Science and Engineering XXIII, Springer, 2017, pp. 313–321.
- [30] M. J. GANDER, A. LONELAND, AND T. RAHMAN, *Analysis of a new harmonically enriched multiscale coarse space for domain decomposition methods*, arXiv preprint arXiv:1512.05285, (2015).
- [31] M. J. GANDER AND B. SONG, *Complete, optimal and optimized coarse spaces for additive Schwarz*, in Domain Decomposition Methods in Science and Engineering XXIV, Springer, 2018, pp. –.
- [32] M. J. GANDER AND S. VAN CRIEKINGEN, *New coarse corrections for optimized restricted additive Schwarz using PETSc*, accepted for Domain Decomposition Methods in Science and Engineering XXV, LNCSE, Springer-Verlag, – (2019), pp. –.
- [33] M. J. GANDER AND T. VANZAN, *Multilevel optimized Schwarz methods*, submitted, (2019).
- [34] M. J. GANDER AND Y. XU, *Optimized Schwarz methods for circular domain decompositions with overlap*, SIAM Journal on Numerical Analysis, 52 (2014), pp. 1981–2004.
- [35] I. G. GRAHAM, P. O. LECHNER, AND R. SCHEICHL, *Domain decomposition for multiscale PDEs*, Numerische Mathematik, 106 (2007), pp. 589–626.
- [36] A. GREENBAUM, *Iterative Methods for Solving Linear Systems*, Frontiers in Applied Mathematics, Society for Industrial and Applied Mathematics, 1997.
- [37] M. GUBISCH AND S. VOLKWEIN, *Chapter 1: Proper Orthogonal Decomposition for Linear-Quadratic Optimal Control*, SIAM, Computational Science & Engineering, 2017, ch. Chapter 1, pp. 3–63.
- [38] W. HACKBUSCH, *Multi-Grid Methods and Applications*, Springer Series in Computational Mathematics, Springer Berlin Heidelberg, 2013.
- [39] F. HECHT, *New development in FreeFem++*, J. Numer. math., 30 (2012), pp. 251–265.
- [40] A. HEINLEIN, A. KLAWONN, J. KNEPPER, AND O. RHEINBACH, *Multiscale coarse spaces for overlapping Schwarz methods based on the ACMS space in 2D*, Electron. Trans. Numer. Anal., 48 (2018), pp. 156–182, <https://doi.org/10.1553/etna.vol48s156>.
- [41] A. KLAWONN, P. RADTKE, AND O. RHEINBACH, *FETI-DP methods with an adaptive coarse*

- space, SIAM Journal on Numerical Analysis, 53 (2015), pp. 297–320.
- [42] J. LIONS AND E. MAGENES, *Non-homogeneous Boundary Value Problems and Applications (Vol I)*, Die Grundlehren der mathematischen Wissenschaften, Springer-Verlag Berlin Heidelberg, 1972.
 - [43] P. L. LIONS, *On the Schwarz alternating method. I*, First international symposium on domain decomposition methods for partial differential equations, (1988), pp. 1–42.
 - [44] P. L. LIONS, *On the Schwarz alternating method. II. Stochastic interpretation and other properties*, in Second International Symposium on Domain Decomposition Methods for Partial Differential Equations, T. Chan, R. Glowinski, J. Périaux, and O. Widlund, eds., SIAM, 1989, pp. 47–70.
 - [45] A. QUARTERONI AND A. VALLI, *Domain Decomposition Methods for Partial Differential Equations*, Numerical Mathematics and Scientific Computation, Oxford Science Publications, 1999.
 - [46] N. SPILLANE, V. DOLEAN, P. HAURET, F. NATAF, C. PECHSTEIN, AND R. SCHEICHL, *A robust two-level domain decomposition preconditioner for systems of PDEs*, Comptes Rendus Mathématique, 349 (2011), pp. 1255 – 1259.
 - [47] N. SPILLANE, V. DOLEAN, P. HAURET, F. NATAF, C. PECHSTEIN, AND R. SCHEICHL, *Abstract robust coarse spaces for systems of PDEs via generalized eigenproblems in the overlaps*, Numerische Mathematik, 126 (2014), pp. 741–770.
 - [48] L. TARTAR, *An Introduction to Sobolev Spaces and Interpolation Spaces*, Lecture Notes of the Unione Matematica Italiana, Springer Berlin Heidelberg, 2007.
 - [49] A. TOSELLI AND O. WIDLUND, *Domain Decomposition Methods: Algorithms and Theory*, vol. 34 of Springer Series in Computational Mathematics, Springer, New York, 2005.
 - [50] S. ZAMPINI AND X. TU, *Multilevel balancing domain decomposition by constraints deluxe algorithms with adaptive coarse spaces for flow in porous media*, SIAM Journal on Scientific Computing, 39 (2017), pp. A1389–A1415.