

Serverless Supercomputing: High Performance Function as a Service for Science

Ryan Chard*
Argonne National Laboratory
rchard@anl.gov

Tyler J. Skluzacek*
University of Chicago
skluzacek@uchicago.edu

Zhuozhao Li
University of Chicago
zhuozhao@uchicago.edu

Yadu Babuji
University of Chicago
yadunand@uchicago.edu

Anna Woodard
University of Chicago
annawoodard@uchicago.edu

Ben Blaiszik
University of Chicago
blaiszik@uchicago.edu

Steven Tuecke
University of Chicago
tuecke@uchicago.edu

Ian Foster
Argonne & University of Chicago
foster@anl.gov

Kyle Chard
University of Chicago
chard@uchicago.edu

ABSTRACT

Growing data volumes and velocities are driving exciting new methods across the sciences in which data analytics and machine learning are increasingly intertwined with research. These new methods require new approaches for scientific computing in which computation is mobile, so that, for example, it can occur near data, be triggered by events (e.g., arrival of new data), or be offloaded to specialized accelerators. They also require new design approaches in which monolithic applications can be decomposed into smaller components, that may in turn be executed separately and on the most efficient resources. To address these needs we propose *funcX*—a high-performance function-as-a-service (FaaS) platform that enables intuitive, flexible, efficient, scalable, and performant remote function execution on existing infrastructure including clouds, clusters, and supercomputers. It allows users to register and then execute Python functions without regard for the physical resource location, scheduler architecture, or virtualization technology on which the function is executed—an approach we refer to as “serverless supercomputing.” We motivate the need for *funcX* in science, describe our prototype implementation, and demonstrate, via experiments on two supercomputers, that *funcX* can process millions of functions across more than 65 000 concurrent workers. We also outline five scientific scenarios in which *funcX* has been deployed and highlight the benefits of *funcX* in these scenarios.

1 INTRODUCTION

The idea that one should be able to compute wherever makes the most sense—wherever a suitable computer is available, software is installed, or data are located, for example—is far from new: indeed, it predates the Internet [28, 47], and motivated initiatives such as grid [31] and peer-to-peer computing [44]. But in practice remote computing has long been complex and expensive, due to, for example, slow and unreliable network communications, security challenges, and heterogeneous computer architectures.

Now, however, with quasi-ubiquitous high-speed communications, universal trust fabrics, and containerization, computation can occur essentially anywhere: for example, where data or specialized software are located, or where computing is fast, plentiful, and/or

cheap. Commercial cloud services have embraced this new reality [56], in particular via their function as a service (FaaS) [21, 33] offerings that make invoking remote functions trivial. Thus one simply writes `client.invoke(FunctionName="F", Payload=D)` to invoke a remote function $F(D)$ on the AWS cloud from a Python program. These developments are transforming how computing is deployed and applied. For example, Netflix uses Amazon Lambda to encode thousands of small video chunks, make data archiving decisions, and validate that cloud instances adhere to security policies [13]. In effect, they transformed a monolithic application into one that uses event-based triggers to dispatch tasks to where data are located, or where execution is more efficient and reliable.

There is growing awareness of the benefits of FaaS in science and engineering [30, 32, 39, 42, 53], as researchers realize that their applications, too, can benefit from decomposing monolithic applications into functions that can be more efficiently executed on remote computers, the use of specialized hardware and/or software that is only available on remote computers, moving data to compute and vice versa, and the ability to respond to event-based triggers for computation. Increasingly, scientists are aware of the need for computational fluidity. For example, physicists at FermiLab report that a data analysis task that takes two seconds on a CPU can be dispatched to an FPGA device on the AWS cloud, where it takes 30 msec to execute, for a total of 50 msec once a round-trip latency of 20 msec to Virginia is included: a speedup of $40\times$ [27]. Such examples arise in many scientific domains. However, until now, managing such fluid computations has required herculean efforts to develop customized infrastructure to allow such offloading.

In many ways research cyberinfrastructure (CI) is lagging with respect to the perpetually evolving requirements of scientific computing. We observe a collection of crucial challenges that lead to a significant impedance mismatch between sporadic research workloads and research CI including the technical gulf between batch jobs and function-based workloads, inflexible authentication and authorization models, and unpredictable scheduling delays for provisioning resources, to name just a few. We are motivated therefore by the need to overcome these challenges and enable computation of short-duration tasks (i.e., at the level of programming functions) with low latency and at scale across a diverse range of existing infrastructure, including clouds, clusters, and supercomputers. Such

*Both authors contributed equally to the paper

needs arise when executing machine learning inference tasks [37], processing data streams generated by instruments [42], running data transformation and manipulation tasks on edge devices [46], or dispatching expensive computations from edge devices to more capable systems elsewhere in the computing continuum.

In response to these challenges we have developed a flexible, scalable, and high-performance function execution platform, *funcX*, that adapts the powerful and flexible FaaS model to support science workloads, and in particular data and learning system workloads, across diverse research CI.

funcX leverages modern programming practices to allow researchers to register functions (implemented in Python) and then invoke those functions on supplied input JSON documents. *funcX* manages the deployment and execution of those functions on remote resources, provisioning resources, staging function code and input documents, managing safe and secure execution sandboxes using containers, monitoring execution, and returning output documents to users. Functions are able to execute on any compute resource where *funcX* endpoint software is installed and a requesting user is authorized to access. *funcX* agents can turn *any* existing resource (e.g., cloud, cluster, supercomputer, or container orchestration cluster) into a FaaS endpoint.

The contributions of our work are as follows:

- A survey of commercial and academic FaaS platforms and a discussion of their suitability for science use cases on HPC.
- A FaaS platform that can: be deployed on research CI, handle dynamic resource provisioning and management, use various container technologies, and facilitate secure, scalable, and federated function execution.
- Design and evaluation of performance enhancements for function serving on research CI, including memoization, function warming, batching, and prefetching.
- Experimental studies showing that *funcX* delivers execution latencies comparable to those of commercial FaaS platforms and scales to 1M+ functions across 65K active workers on two supercomputers.
- Description of five scientific use cases that make use of *funcX*, and analysis of what these use cases reveal concerning the advantages and disadvantages of FaaS.

The remainder of this paper is organized as follows. §2 presents a brief survey of FaaS platforms. §3 outlines three systems built upon by *funcX*. §4 presents a conceptual model of *funcX*. §5 describes the *funcX* system architecture. §6 and §7 evaluate the performance of *funcX* and present five scientific case studies, respectively. Finally, §8 summarizes our contributions.

2 A BRIEF SURVEY OF FAAS

FaaS platforms have proved wildly successful in industry as a way to reduce costs and the need to manage infrastructure. Here we present a brief survey of FaaS platforms, summarized in Table 1. We broadly categorize platforms as *commercial*, *open source*, or *academic*, and further compare them based on the following categories.

- **Languages:** The programming languages that can be used to define functions.
- **Infrastructure:** Where the FaaS platform is deployed and where functions are executed, e.g., cloud, Kubernetes.

- **Virtualization:** The virtualization technology used to isolate and deploy functions.
- **Triggers:** How functions are invoked and whether specific event sources are supported.
- **Walltime:** How long functions are permitted to execute.
- **Billing:** What billing models are used to recoup costs.

2.1 Commercial Platforms

Most commercial cloud providers offer FaaS capabilities. Here we compare three platforms offered by Amazon, Microsoft, and Google.

Amazon Lambda [2] pioneered the FaaS paradigm in 2014 and has since be used in many industry [13] and academic [24] use cases. Lambda is a hosted service that supports a multitude of function languages and trigger sources (Web interface, CLI, SDK, and other AWS services). Tight integration with the wider AWS ecosystem means Lambda functions can be associated with triggers from other AWS services, such as CloudWatch, S3, API gateways, SQS queues, and Step Functions. Functions are billed based on their memory allocation and for every 100ms execution time. Once defined, Lambda uses a custom virtualization technology built on KVM, called Firecracker to create lightweight micro-virtual machines. These microVMs then persist in a *warmed* state for five minutes and continue to serve requests. While Lambda is provided as a hosted service, functions can be deployed locally or to edge devices via the Greengrass [1] IoT platform.

Google Cloud Functions [7] is differentiated by its tight coupling to Google Cloud Storage, Firebase mobile backends, and custom IoT configurations via Google’s globally distributed message bus (Cloud Pub/Sub). Like Lambda, Google Cloud Functions also support triggers from arbitrary HTTP webhooks. Further, users can trigger functions through a number of third party systems including GitHub, Slack, and Stripe. While Google Cloud functions apply a similar pricing model to Lambda, the model is slightly more expensive for high-volume, less computationally intensive tasks as Lambda has lower per-request costs after the first two million invocations (with similar compute duration costs).

Azure Functions [11] allow users to create functions in a native language through either the Web interface or the CLI. Functions are packaged and may be tested locally using a local web service before being uploaded to the Azure platform. Azure functions integrate with other Azure products through triggers. Triggers are provided from CosmosDB, Blob storage, and Azure storage queues, in addition to custom HTTP and time-based triggers. Azure price-matches AWS for compute and storage (as of November 2018).

2.2 Open Source Platforms

Open FaaS platforms resolve two of the key challenges to using FaaS for scientific workloads: they can be deployed on-premise and can be customized to meet the requirements of data-intensive workloads without any pricing models.

Apache OpenWhisk [3] is the most well-known open source FaaS platform. OpenWhisk is the basis of IBM Cloud Functions [8]. OpenWhisk clearly defines an event-based programming model, consisting of *Actions* which are stateless, runnable functions, *Triggers* which are the types of events OpenWhisk may track, and *Rules* which associate one trigger with one action. OpenWhisk can

Table 1: Taxonomic survey of common FaaS platforms.

	Function Language	Intended Infrastructure	Virtualization	Triggers	Maximum Walltime (s)	Billing
Amazon Lambda	C#, Go, Java, Powershell, Ruby, Python, Node.js	Public cloud, Edge (Greengrass)	Firecracker (KVM)	HTTP, AWS services	900	Requests, runtime, memory
Google Cloud Functions	BASH, Go, Node.js, Python	Public cloud	Undefined	HTTP, Pub/Sub, storage	540	Requests, runtime, memory
Azure Functions	C#, F#, Java, Python, JavaScript	Public cloud, local	OS images	HTTP, APIM, MS services	600	Requests, runtime, SLA
OpenWhisk	Ballerina, Go, Java, Node.js, Python	Kubernetes, Private cloud, Public cloud	Docker	HTTP, IBM Cloud, OW-CLI	300	IBM Cloud: Requests, runtime Local: NA
Kubeless	Node.js, Python .NET, Ruby Ballerina, PHP	Kubernetes	Docker	HTTP, scheduled, Pub/Sub	Undefined	NA
SAND	C, Go, Java, Node.js, Python	Public cloud, Private cloud	Docker	HTTP, Internal event	Undefined	Triggers
Fn	Go, Java, Ruby, Node.js, Python	Public cloud, Kubernetes	Docker	HTTP, direct trigger	300	NA
Abaco	Container	TACC clusters	Docker	HTTP	Undefined	Undefined
funcX	Python	Local, clouds, clusters, supercomputers	Singularity, Shifter, Docker	HTTP, Globus Automate	No limit	HPC SUs, cloud credits. Local: NA

be deployed locally as a service using a Kubernetes cluster. However, deploying OpenWhisk is non-trivial, requiring installation of dependencies and administrator access to the cluster.

Fn [6] is a powerful open-source software from Oracle that can be deployed on any Linux-based compute resource having administrator access to run Docker containers. Applications—or groups of functions—allow users to logically group functions to build runtime utilities (e.g., dependency downloads in custom Docker containers) and other resources (e.g., a trained machine learning model file) to support functions in the group. Moreover, *Fn* supports fine-grained logging and metrics, and is one of few open source FaaS platforms deployable on Windows. *Fn* can be deployed locally or on a Kubernetes cluster. In our experience, one can deploy a fully-functional *Fn* server in minutes.

Kubeless [9] is a native Kubernetes FaaS platform that takes advantage of built-in Kubernetes primitives. *Kubeless* uses Apache Kafka for messaging, provides a CLI that mirrors that of AWS Lambda, and supports fine-grained monitoring. Users can invoke functions via the CLI, HTTP, and via a Pub/Sub mechanism. Like *Fn*, *Kubeless* allows users to define function groups that share resources. Like OpenWhisk, *Kubeless* is reliant on Kubernetes and cannot be deployed on other resources.

2.3 Academic Platforms

The success of FaaS in industry has spurred academic exploration of FaaS. Two systems that have resulted from that work are SAND [17] and Actor Based Co(mputing)ntainers (Abaco) [54].

SAND [17] is a lightweight, low-latency FaaS platform from Nokia Labs that provides application-level sandboxing and a hierarchical message bus. The authors state that they achieve a 43% speedup and a 22x latency reduction over Apache OpenWhisk in commonly-used image processing applications. Further, *SAND* provides support for function or *grain* chaining via user-submitted workflows. At the time of their writing, it appears that *SAND* does not support multi-tenancy, only having isolation at the application level. *SAND* is closed source and as far as we know cannot be downloaded and installed locally.

Abaco [54] supports functions written in a wide range of programming languages and supports automatic scaling. *Abaco* implements the Actor model in which an *actor* is an *Abaco* runtime mapped to a specific Docker image. Each actor executes in response to messages posted to its *inbox*. Moreover, *Abaco* provides fine-grained monitoring of container, state, and execution events and statistics. *Abaco* is deployable via Docker Compose.

2.4 Summary of FaaS

Commercial cloud providers implement high performance and reliable FaaS models that are used by huge numbers of users. However, for science use cases they are unable to make use of existing infrastructure, they do not integrate with the science ecosystem (e.g., in terms of data and authentication models), and they can be costly.

Open source and academic frameworks support on-premise deployments and can be configured to address a range of use cases. However, each of the systems surveyed is Docker-based and therefore requires administrator privileges to be deployed on external systems. Furthermore, the reliance on Docker prohibits use in most computing centers which instead support user space containers. In most cases, these systems have been implemented to rely on Kubernetes (or other container orchestration models such as Mesos and Openshift) which means they cannot be adapted to existing HPC and HTC environments.

funcX provides a scalable, low-latency FaaS platform that can be applied to existing HPC resources with minimal effort. It employs user-space containers to isolate and execute functions, avoiding the security concerns prohibiting other FaaS platforms from being used. Finally, it provides an intuitive interface for executing scientific workloads and includes a number of performance optimizations to support broad scientific use cases.

2.5 Other Related Approaches

FaaS builds upon a large amount of related work including in Grid and cloud computing, container orchestration, and analysis systems. Grid computing [31] laid the foundation for remote, federated computations, most often applying federated batch submission [40]. GridRPC [51] defines an API for executing functions on remote

servers requiring that developers implement the client and the server code. *funcX* extends these ideas to allow interpreted functions to be registered and subsequently to be dynamically executed within sandboxed containers via a standard endpoint API.

Container orchestration systems [35, 36, 50] allow users to scale deployment of containers while managing scheduling, fault tolerance, resource provisioning, and addressing other user requirements. These systems primarily rely on dedicated, cloud-like infrastructure and cannot be directly applied to HPC resources. *funcX* provides similar functionality, however it focuses at the level of scheduling and managing functions, that are deployed across a pool of containers. We apply approaches from container orchestration systems (e.g., warming) to improve performance.

Data-parallel systems such as Hadoop [15] and Spark [16] enable map-reduce style analyses. Unlike *funcX*, these systems dictate a particular programming model on dedicated clusters. Parallel computing libraries such as Dask [5], Parsl [20], and Ray [45] support parallel execution of scripts, and selected functions within those scripts, on clusters and clouds. *funcX* uses Parsl to manage function execution in containers.

3 BACKGROUND

We build *funcX* on a foundation of existing work, including the Parsl parallel scripting library [20] and Globus [23].

3.1 Parsl

Parsl is parallel scripting library that augments Python with simple, scalable, and flexible constructs for encoding parallelism. Parsl is designed for scalable execution of Python-based workflows on a variety of resources—from laptops to clouds and supercomputers. It includes an extensible set of executors tailored to different use cases, such as low-latency, high-throughput, or extreme-scale execution. Parsl’s modular executor architecture enables users to port scripts between different resources, and scale from small clusters through to the largest supercomputers with many thousands of nodes and tens of thousands of workers. Here we use Parsl’s high-throughput executor as the base for the *funcX* endpoint software as it provides scalable and reliable execution of functions.

Parsl is designed to execute workloads on various resource types, such as AWS, Google Cloud, Slurm, PBS, Condor, and many others. To do so, it defines a common *provider* interface that can acquire (e.g., via a submission script or cloud API call), monitor, and manage resources. Parsl relies on a Python configuration object to define and configure the provider. *funcX* uses Parsl to connect to various resources and adopts Parsl’s configuration object to define how a deployed endpoint should use its local resources.

3.2 Globus

Globus Auth [19] provides authentication and authorization platform services designed to support an ecosystem of services, applications, and clients for the research community. It allows external services (e.g., the *funcX* service and the *funcX* endpoints) to outsource authentication processes such that users may authenticate using one of more than 600 supported identity providers (e.g., Google, ORCID, and campus credentials). Services can also be registered as Globus Auth resource servers, each with one or more unique *scopes*

(e.g., *execute_function*). Other applications and services may then obtain delegated access tokens (after consent by a user or client) to securely access other services as that user (e.g., to register or invoke a function). We rely on Globus Auth throughout the *funcX* architecture and in particular to provide user/client authentication with the system and to support secure endpoint registration and operations with the *funcX* service.

4 CONCEPTUAL MODEL

We first describe the conceptual model behind *funcX*, to provide context to the implementation architecture. *funcX* allows users to register and then execute *functions* on arbitrary *endpoints*. All user interactions with *funcX* are performed via a REST API implemented by a cloud-hosted *funcX* service. Interactions between users, the *funcX* service, and endpoints are subject to Globus Auth-based authentication and authorization.

Functions: *funcX* is designed to execute *functions*—snippets of Python code that perform some activity. A *funcX* function explicitly defines a function body that contains the entire function, takes a JSON object as input and may return a JSON object. The function body must specify all imported modules. Functions must be registered before they can be invoked by the registrant or, if permitted, other users. An example function for processing raw tomographic data is shown in Listing 1. This function is used create a tomographic preview image from a HDF5 input file. The function’s input specifies the file and parameters to identify and read a projection. It uses the *automo* Python package to read the data, normalize the projection, and then save the preview image. The function returns the name of the saved preview image.

Listing 1: Python function to create neurocartography preview images from tomographic data.

```
def automo_preview(event):
    import numpy, tomopy
    from automo.util import (read_data_adaptive,
                              save_png)

    data = event['data']
    proj, flat, dark, _ = read_data_adaptive(
        data['fname'], proj=(data['st'],
                              data['end'], data['step']))
    )
    proj_norm = tomopy.normalize(proj, flat, dark)
    flat = flat.astype('float16')
    save_png(flat.mean(axis=0), fname=('prev.png'))

    return {'filename': 'prev.png'}
```

Endpoints: A *funcX* endpoint is a logical interface to a computational resource that allows the *funcX* service to dispatch function invocations to that resource. The endpoint handles authentication and authorization, provisioning of nodes on the compute resource, and various monitoring and management functions. Users can download the *funcX* endpoint software, deploy it on a target resource, and register it with *funcX* by supplying connection information and metadata (e.g., name and description). Each registered endpoint is assigned a unique identifier for subsequent use.

Function execution: Authorized users may invoke a registered function on a selected endpoint. To do so, they issue a request via

the *funcX* service which identifies the function and endpoint to be used as well as an input JSON document to be passed to the function. Optionally, the user may specify a container image to be used. This allows users to construct environments with appropriate dependencies (system packages and Python libraries) required to execute the function. Functions may be executed synchronously or asynchronously; in the latter case the invocation returns an identifier from which progress may be monitored and results retrieved.

Web service: The *funcX* service exposes a REST API for registering functions and endpoints, and for executing functions, managing their execution, and retrieving results. The Web service is paired with accessible endpoints via the endpoint registration process. The *funcX* service is a Globus Auth resource server and thus enables users to login using an external identity and for programmatic access via OAuth access tokens.

User interface: *funcX* is designed to be used via the REST API or *funcX* Python SDK that wraps the REST API. Listing 2 shows an example of how the SDK can be used to invoke a registered function on a specific endpoint. The example first imports the `FuncXClient`, it then constructs a client, defaulting to the address of the public *funcX* web service. It then invokes a registered function using the `run` command and passes the unique function identifier, a JSON document with input data (in this case the path to a file), the endpoint id on which to execute the function, the *funcx_python3.6* container in which the function will be executed, and it also sets the interaction to be asynchronous. Finally, the example shows that the function can be monitored using `status` and the asynchronous results retrieved using `result`.

Listing 2: Example use of the *funcX* SDK to invoke a registered function in the *funcx_python3.6* container.

```

from funcx import FuncXClient
fx = FuncXClient()

func_id = '6d79-...-764bb'
container_name = 'funcx_python3.6'
endpoint_id = '863d-...-d820d'
data = {'input': '/projects/funcX/test.h5'}
func_res = fx.run(func_id, data, endpoint_id,
                 container_name, async=True)

func_res.status()
func_res.result()

```

5 ARCHITECTURE AND IMPLEMENTATION

The *funcX* system combines a cloud-hosted management service with software agents—*funcX* endpoints—deployed on remote resources. The cloud-hosted *funcX* service implements endpoint management and function registration, execution and management. *funcX*'s primary interface is the hosted REST API; a Python SDK supports use in programming environments and integration in external applications. The advantages of such a service-oriented model are well-known and include ease of use, availability, reliability, and reduced software development and maintenance costs. An overview of *funcX*'s architecture is depicted in Figure 1.

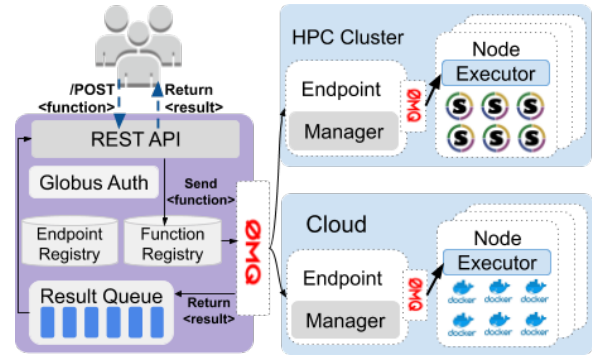


Figure 1: *funcX* architecture showing the *funcX* service on the left and two *funcX* endpoints deployed on a Cloud and HPC cluster on the right. Each endpoint's manager is responsible for coordinating execution of functions via executors deployed on nodes.

5.1 The *funcX* Service

The *funcX* service maintains a registry of *funcX* endpoints and registered functions. The service provides a REST API to register and manage endpoints, register functions, and execute, monitor, and retrieve the output from functions. The *funcX* service is secured using Globus Auth allowing users to authenticate with it directly (e.g., via the native app flow in a Jupyter notebook) or via external clients that can call the REST API directly. It also allows for endpoints, registered as Globus Auth clients, to call the API to register themselves with the service. The *funcX* service is implemented in Python as a Flask application, it is deployed on AWS and relies on Amazon Relation Database Service (RDS) to store registered endpoints and functions.

5.2 Function Containers

funcX uses containers to package function code that is to be deployed on a compute resource. Key requirements for a packaging technology include portability (i.e., a package can be deployed in many different environments with little or no change) completeness (all code and dependencies required to run a function can be captured), performance (minimal startup and execution overhead; small storage size), and safety (unwanted interactions between function and environment can be avoided). Container technology meets these needs well.

Our review of container technologies, including Docker [43], LXC [10], Singularity [41], Shifter [38], and CharlieCloud [49], leads us to adopt Docker, Singularity, and Shifter in the first instance. Docker works well for local and cloud deployments, whereas Singularity and Shifter are designed for use in HPC environments and are supported at large-scale computing facilities (e.g., Singularity at ALCF and Shifter at NERSC). Singularity and Shifter implement similar models and thus it is easy to convert from a common representation (i.e., a Dockerfile) to both formats.

funcX requires that each container includes a base set of software, including Python 3 and *funcX* worker software. In addition, any other system libraries or Python modules needed for function execution must be added manually to the container. When invoking a function, users must specify the container to be used

for execution; if no container is specified, *funcX* uses a base *funcX* image. In future work, we intend to make this process dynamic, using *repo2docker* [29] to build Docker images and convert them to site-specific container formats when needed.

5.3 The *funcX* Endpoint

The *funcX* endpoint represents the remote computational resource (e.g., cloud, cluster, or supercomputer) upon which it is deployed. The endpoint is designed to deliver high-performance execution of functions in a secure, scalable and reliable manner.

The endpoint architecture, depicted in Figure 2, is comprised of three components, which are discussed below:

- *Manager*: queues and forwards function execution requests and results, interacts with resource schedulers, and batches and load balances requests.
- *Executor*: creates and manages a pool of workers on a node.
- *Worker*: executes functions within a container.

The *Manager* is the daemon that is deployed by a user on a HPC system (often on a login node) or on a dedicated cloud node. It authenticates with the *funcX* service and upon registration acts as a conduit for routing functions and results between the service and workers. A manager is responsible for managing resources on its system by working with the local scheduler or cloud API to deploy executors on compute nodes. The manager uses a pilot job model [55] to connect to and manage resources in a uniform manner, irrespective of the resource type (cloud or cluster) or local resource manager (e.g., Slurm, PBS, Cobalt). As each executor is launched on a compute node, it connects to and registers with the manager. The manager then uses ZeroMQ sockets to communicate with its executors. To minimize blocking, all communication is managed by threads using asynchronous communication patterns. The manager uses a randomized scheduling algorithm to allocate functions to executors.

To provide fault tolerance and robustness, for example with respect to node failures, the manager uses heartbeats and a watchdog process to detect failures or lost executors. The manager tracks tasks that have been distributed to executors so that when failures do occur, lost tasks can be re-executed (if permitted). Communication from *funcX* service to managers uses the reliable Majordomo broker pattern in ZeroMQ. Loss of a manager is terminal and relayed to the user. To reduce overheads, the manager can shut down executors when they are not needed; suspend executors to prevent further tasks being scheduled to failed executors; and monitor resource capacity to aid scaling decisions.

Executors represent, and communicate on behalf of, the collective capacity of the workers on a single node, thereby limiting the number of sockets used to just two per node. Executors determine the available CPU/Memory resources on a node, and partition the node amongst the workers. Once all workers connect to the executor, it registers itself with the manager. Executors advertise available capacity to the manager, which enables batching on the executor.

Workers persist within containers and each executes one function at a time. Since workers have a single responsibility they use blocking communication to wait for functions from the executor. Once a function is received it is deserialized and executed, and the serialized results are returned via the executor.

5.4 Managing Compute Infrastructure

The target computational resources for *funcX* range from local deployment to clusters, clouds, and supercomputers each with distinct modes of access. As *funcX* workloads are often sporadic, resources must be provisioned as needed so as to reduce startup overhead and wasted allocations. *funcX* uses Parsl’s provider interface [20] to interact with various resources, specify resource-specific requirements (e.g., allocations, queues, limits, or cloud instance types), and define the rules for automatic scaling (i.e., limits and scaling aggressiveness). With this interface, *funcX* can be deployed on batch schedulers such as Slurm, Torque, Cobalt, SGE and Condor as well as the major cloud vendors such as AWS, Azure, and Google Cloud.

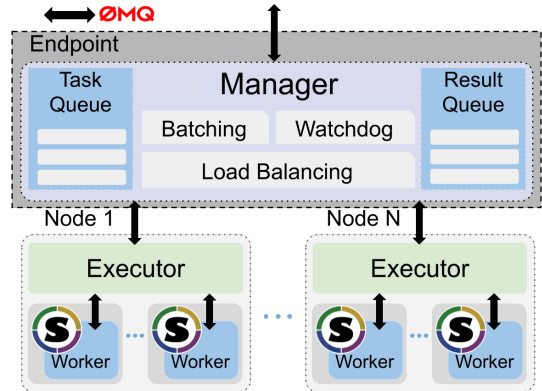


Figure 2: The *funcX* endpoint.

5.5 Optimizations

We apply several optimizations to enable high-performance function serving in a wide range of computational environments. We briefly describe five optimization methods employed in *funcX*.

Memoization involves returning a cached result when the input document and function body have been processed previously. *funcX* supports memoization by hashing the function body and input document and storing a mapping from hash to computed results. Memoization is only used if explicitly set by the user.

Container warming is used by cloud FaaS platforms to improve performance [57]. Function containers are kept *warm* by leaving them running for a short period of time (5-10 minutes) following the execution of a function. This is in contrast to terminating containers at the completion of a function. Warm containers remove the need to instantiate a new container to execute a function, significantly reducing latency. This need is especially evident in HPC resources for several reasons: first, loading many concurrent Python environments and containers puts a strain on large, shared file systems; second, many HPC centers have their own methods for instantiating containers that may place limitations on the number of concurrent requests; and third, individual cores are often slower in many core architectures like Xeon Phi. As a result the start time for containers can be much larger than what would be seen locally.

Batching requests enables *funcX* to amortize costs across many function requests. *funcX* implements two batching models: first, batching to enable executors to request many tasks on behalf of their workers, minimizing network communication costs; second, user-driven batching of function inputs, allowing the user to manage

the tradeoff between more efficient execution and increased per-function latency by choosing to create fewer, larger requests. Both techniques can increase overall throughput.

Prefetching is a technique for requesting more tasks than can be satisfied immediately in the anticipation of availability in the near future. *funcX* executors use prefetching to improve performance by requesting tasks while workers are busy with execution, thus interleaving network communication with computation. This can improve performance for short, latency-sensitive functions.

Asynchronous messaging is a technique for hiding network latencies. *funcX* uses asynchronous messaging patterns provided by ZeroMQ to implement end-to-end socket based inter-process communication. By avoiding blocking communication patterns, *funcX* ensures that even when components over widely varying networks are connected, performance will not be bottlenecked by the slowest connection.

5.6 Automation

FaaS is often used for automated processing in response to various events (e.g., data acquired from an instrument). To facilitate event-based execution in research scenarios we have integrated *funcX* with the Globus Automate platform [18]. To do so we have implemented the *ActionProvider* interface in *funcX* by creating REST endpoints to start, cancel, release, and check the status of the task. Exposing *funcX* as an *ActionProvider* allows automation flows to execute functions on behalf of a user. The API uses Globus Auth to determine the identity of the user that owns the flow, and uses their authentication tokens to execute functions via the *funcX* service and endpoint. When specifying the action in a flow the user must define the function ID, input JSON document, and endpoint ID for execution. When the flow invokes the function, the *funcX* service creates an identifier to return to the automation platform for monitoring of that step of the workflow.

5.7 Security Model

Secure, auditable, and safe function execution is crucial to *funcX*. We implement a comprehensive security model to ensure that functions are executed by authenticated and authorized users and that one function cannot interfere another. We rely on two proven security-focused technologies: Globus Auth [19] and containers.

funcX uses Globus Auth for authentication, authorization, and protection of all APIs. The *funcX* service is represented as a Globus Auth resource server, allowing users to authenticate using a supported Globus Auth identity (e.g., institution, Google, ORCID) and enabling various OAuth-based authentication flows (e.g., confidential client credentials, native client) for different scenarios. It also has its own unique Globus Auth scopes (e.g., “urn:globus:auth:scope:-funcx.org:register_function”) via which other services (e.g., Globus Automate) may obtain authorizations for programmatic access. *funcX* endpoints are registered as Globus Auth clients, each dependent on the *funcX* scopes, which can then be used to connect to the *funcX* service. Each endpoint is configured with a Globus Auth client_id/secret pair which is used for constructing REST requests. The connection between the *funcX* service and endpoints is established using ZeroMQ. Communication addresses are communicated

as part of the registration process. Inbound traffic from endpoints to the cloud-hosted service is limited to known IP addresses.

All functions are executed in isolated containers to ensure that functions cannot access data or devices outside that context. In HPC environments we use Singularity and Shifter. *funcX* also integrates additional sandboxing procedures to isolate functions executing within containers, namely, creating namespaced directories within the containers in which to capture files that are read/written. To enable fine grained tracking of execution, we store execution request histories in the *funcX* service and in logs on *funcX* endpoints.

6 EVALUATION

We evaluate the performance of *funcX* in terms of latency, scalability, throughput, and fault tolerance. We also explore the affect of batching, memoization, and prefetching.

6.1 Latency

To evaluate *funcX*’s latency we compare it with commercial FaaS platforms by measuring the time required for single function invocations. We have created and deployed the same Python function (Listing 3) on Amazon Lambda, Google Cloud Functions, Microsoft Azure Functions, and *funcX*. To minimize unnecessary overhead we use the same payload when invoking each function: the string “hello-world.” Each function simply prints and returns the string.

Listing 3: Python function to calculate latency.

```
def hello_world(event):
    print(event)
    return event
```

Although each provider operates its own data centers, we attempt to standardize network latencies by placing functions in an available US East region (between South Carolina and Virginia). We deploy *funcX* service and endpoint on two AWS EC2 instances (m5.large) in the US East region. We use an HTTP trigger to invoke the function on each of the FaaS platforms. We then measure latency as the round-trip time to submit, execute, and return a result from the function. We submit all requests from the login node of Argonne National Laboratory’s Cooley cluster, in Chicago, IL (20.5 ms latency to the *funcX* service). The experiment configuration is shown in Figure 3.

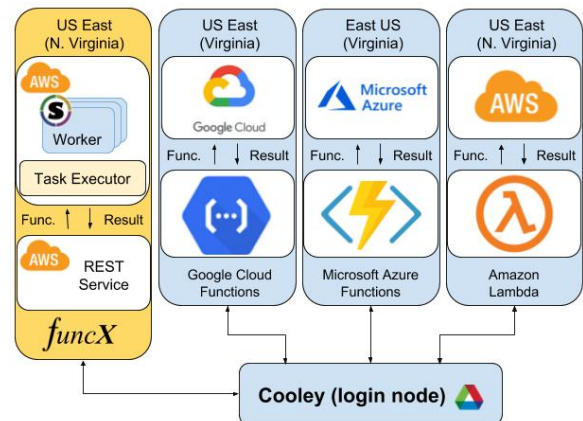


Figure 3: Comparative latency experiment architecture.

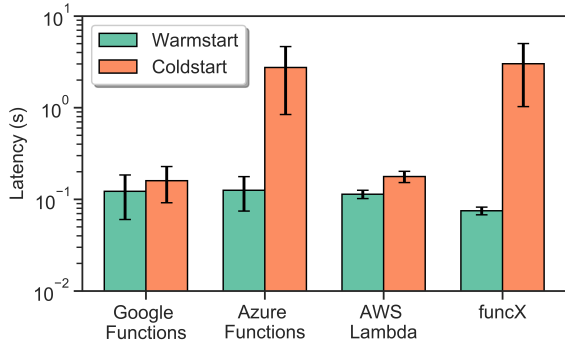


Figure 4: Average task latency (s) over 2000 functions.

For each FaaS service we compare the cold start time and warm start time. The cold start time aims to capture the scenario where a function is first executed and the function code and execution environment must be configured. To capture this in *funcX* we restart the service and measure the time taken to launch the first function. For the other services, we simply invoke functions every 10 minutes and 1 second (providers report maximum cache times of 10 minutes, 5 minutes, 5 minutes, for Google, Amazon, and Azure, respectively) in order to ensure that each function starts cold. We execute the cold start functions 40 times, and the warmed functions 2000 times. We report the mean completion time and standard deviation for each FaaS platform in Figure 4. We notice that Lambda, Google Functions, and Azure Functions exhibit warmed round trip times of 116ms, 122ms, and 126ms, respectively. *funcX* proves to be considerably faster, running warm functions in 76ms. We suspect this is due to *funcX*'s minimal overhead, as, for example, requests are sent directly to the *funcX* service rather than through elastic load balancers (e.g., AWS ELB for Lambda), and also likely incur fewer logging and resiliency overheads. When comparing cold start performance, we find that Lambda, Google Functions, Azure Functions, and *funcX* exhibit cold round trip times of 175ms, 160ms, 2748ms, and 2886ms respectively. Google and Lambda exhibit significantly lower cold start times, perhaps as a result of the simplicity of our function (which requires only standard Python libraries and therefore could be served on a standard container) or perhaps due to the low overhead of these proprietary container technologies [57]. In the case of *funcX* this overhead is primarily due to the startup time of the container (see Table 4).

We next break down the latency of each function invocation for each FaaS service. Table 2 shows the total time for warm and cold functions in terms of overhead and function execution time. For the closed-source, commercial FaaS systems we obtain function execution time from execution logs and compute overhead as any additional time spent invoking the function. As expected, overheads consume much of the invocation time. Somewhat surprisingly, we observe that Lambda has much faster function execution time for cold than for warm containers, perhaps as the result of the way Amazon reports usage. We further explore latency for *funcX* by instrumenting the system. The results are shown in Figure 5 for a warm container. Here we consider the following times: t_c : round-trip time between the *funcX* client on Cooley and the *funcX* service, t_w : web service latency to dispatch the request to an endpoint (and then to return the result), t_m : endpoint connection latency from

Table 2: FaaS latency breakdown (in ms).

		Overhead	Function	Total
Azure	warm	112.0	13.6	125.6
	cold	2720.0	28.0	2748.0
Google	warm	117.0	5.0	122.0
	cold	136.0	24.0	160.0
Lambda	warm	116.0	0.3	116.3
	cold	174.0	0.5	174.5
<i>funcX</i>	warm	74.6	1.3	75.9
	cold	2882.0	4.2	2886.0

receiving the request (including data transfer and queue processing) until it is passed to an executor, and t_e : function execution time. We observe that t_e is fast relative to the overall system latency. t_c is mostly made up of the communication time from Cooley to AWS (measured at 20.5ms). While t_m only includes minimal communication time due to AWS-AWS connections (measured at 1ms). Most of the *funcX* overhead is therefore captured in t_w as a result of database access and endpoint routing, and t_m as a result of internal queuing and Parsl dispatching.

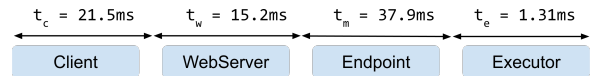


Figure 5: *funcX* latency breakdown for a warm container.

6.2 Scalability and Throughput

We study the strong and weak scaling of *funcX* using Argonne National Laboratory's Theta [14] and NERSC's Cori [4] supercomputers. Theta is a 11.69-petaflop system based on the second-generation Intel Xeon Phi "Knights Landing" (KNL) processor. The system is equipped with 4392 nodes, each containing a 64-core processor with 16 GB MCDRAM, 192 GB of DDR4 RAM, and interconnected with high speed InfiniBand. Cori consists of an Intel Xeon "Haswell" partition and an Intel Xeon Phi KNL partition. Our tests were conducted on the KNL partition. Cori's KNL partition has 9688 nodes in total, each containing a 68-core processor (with 272 hardware threads) with six 16GB DIMMs, 96 GB DDR4 RAM, and interconnected with Dragonfly topology. We perform experiments using 64 Singularity containers on each Theta node and 256 Shifter containers on each Cori node. Due to a limited allocation on Cori we use the four hardware threads per core to deploy more containers than cores.

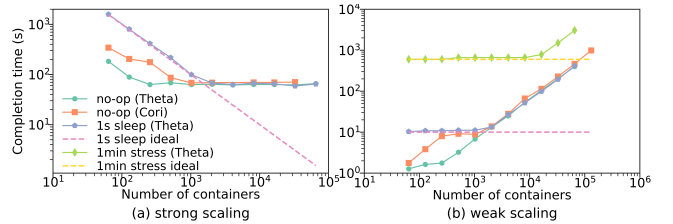


Figure 6: Strong and weak scaling of *funcX*.

Strong scaling evaluates performance when the total number of function invocations is fixed; weak scaling evaluates performance when the average number of functions executed on each container is fixed. To measure scalability we created functions of various durations: a 0-second "no-op" function that exits immediately, a 1-second "sleep" function, and a 1-minute CPU "stress" function that keeps a CPU core at 100% utilization. For each case, we measured

completion time of a batch of functions as we increased the number of total containers. Notice that the completion time of running M “no-op” functions on N workers indicates the overhead of *funcX* to distribute the M functions to N containers. Due to limited allocation we did not execute sleep or stress functions on Cori, nor did we execute stress functions for strong scaling on Theta.

6.2.1 Strong scaling. Figure 6(a) shows the completion time of 100 000 concurrent function requests with an increasing number of containers. On both Theta and Cori the completion time decreases as the number of containers increases until we reach 256 containers for the “no-op” function, and 2048 containers for the 1-second “sleep” function on Theta. As reported by Wang *et al.* [57] and Microsoft [12], for a single function, Amazon Lambda achieves good scalability to more than 200 containers, Microsoft Azure Functions can scale up to 200 containers, and Google Cloud Functions does not scale very well, especially beyond 100 containers. While these results do not necessarily indicate the maximum number of containers that can be used for a single function, and likely include some per-user limits imposed by the platform, we believe that these results show that *funcX* scales similarly to commercial platforms.

6.2.2 Weak scaling. To conduct the weak scaling tests we performed concurrent function requests such that each container receives, on average, 10 requests. Figure 6(b) shows the weak scaling for “no-op”, 1-second “sleep”, and 1-minute “stress” functions. For “no-op” functions, the completion time increases with more containers on both Theta and Cori. This reflects the time required to distribute requests to all of the containers. On Cori, *funcX* scales to 131 072 concurrent containers and executes more than 1.3 million “no-op” functions. Again, we see that the completion time for 1-second “sleep” remains close to constant up to 2048 containers, and the completion time for the 1-minute “stress” remains close to constant up to 16 384 containers. Thus, we expect a function with several minute duration would scale well to many more containers.

6.2.3 Throughput. We observe a maximum throughput (computed as number of function requests divided by completion time) of 1694 and 1466 requests per second on Theta and Cori, respectively.

6.2.4 Summary. Our results show that *funcX* i) scales to 65 000+ containers for a single function; ii) exhibits good scaling performance up to approximately 2048 containers for a 1-second function and 16 384 containers for a 1-minute function; and iii) provides similar scalability and throughput using both Singularity and Shifter containers on Theta and Cori.

6.3 Fault Tolerance

funcX uses heartbeats to detect and respond to executor failures. To evaluate fault tolerance we simulate an executor failing and recovering while executing a workload of sleep functions. To conduct this experiment we deployed *funcX* with two executors and launched a stream of 100ms functions at a uniform rate such that the system is at capacity. We trigger a failure of an executor two seconds into the test. Figure 7 illustrates the task latencies measured as the experiment progresses.

We set the heartbeat rate to two seconds in this experiment, causing at least a two second additional latency for functions that

were in flight during the failure. Following the failure, latencies increase due to demand exceeding capacity until a replacement executor rejoins the pool, after which task latencies stabilize.

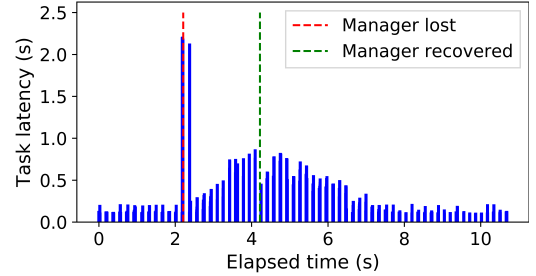


Figure 7: The latency required to process 100ms functions when an executor fails (2 seconds) and recovers (4 seconds).

6.4 Optimizations

In this section we evaluate the effect of our optimization mechanisms. In particular, we investigate how memoization, container initialization, batching, and prefetching impact performance.

6.4.1 Memoization. To measure the effect of memoization, we create a function that sleeps for one second and returns the input multiplied by two. We submit 100 000 concurrent function requests to *funcX*. Table 3 shows the completion time of the 100 000 requests when the percentage of repeated requests is increased. We see that as the percentage of repeated functions increases, the completion time decreases dramatically. This highlights the significant performance benefits of memoization for workloads with repeated deterministic function invocations.

Table 3: Completion time vs. number of repeated requests.

Repeated requests (%)	0	25	50	75	100
Completion time (s)	403.8	318.5	233.6	147.9	63.2

6.4.2 Container Instantiation Costs. To understand the time to instantiate various container technologies on different execution resources we measure the time it takes to start a container and execute a Python command that imports *funcX*’s worker modules—the baseline steps that would be taken by every cold *funcX* function. We deploy the containers on an EC2 m5.large instance and on compute nodes on Theta and Cori following best practices laid out in facility documentation. Table 4 shows the results. We speculate that the significant performance deterioration of container instantiation on HPC systems can be attributed to a combination of slower clock speed on KNL nodes and shared file system contention when fetching images. These results highlight the need to apply function warming approaches to reduce overheads.

6.4.3 Executor-side batching. To evaluate the effect of executor-side batching we submit 10 000 concurrent “no-op” function requests and measure the completion time when executors can request one function at a time (batching disabled) vs when they can request many functions at a time based on the number of idle containers (batching enabled). We use 4 nodes (64 containers each) on Theta. We observe that the completion time with batching enabled is 6.7s (compared to 118 seconds when disabled).

Table 4: Cold container instantiation time for different container technologies on different resources.

System	Container	Min (s)	Max (s)	Mean (s)
Theta	Singularity	9.83	14.06	10.40
Cori	Shifter	7.25	31.26	8.49
EC2	Docker	1.74	1.88	1.79
EC2	Singularity	1.19	1.26	1.22

6.4.4 User-driven batching. We evaluate the effect of user-driven batching we explore the scientific use cases discussed in §7. These use cases represent various scientific functions, ranging in execution time from half a second through to almost one minute, and provide perspective to the real-world effects of batching on different types of functions. The batch size is defined as the number of requests transmitted to the container for execution. Figure 8 shows the average latency per request (total completion time of the batch divided by the batch size), as the batch size is increased. We observe that batching provides enormous benefit for the shortest running functions and reduces the average latency dramatically when combining tens or hundreds of requests. However, larger batches provide little benefit, implying it would be better to distribute the requests to additional workers. Similarly, long running functions do not benefit as the communication and startup costs are small compared to the computation time.

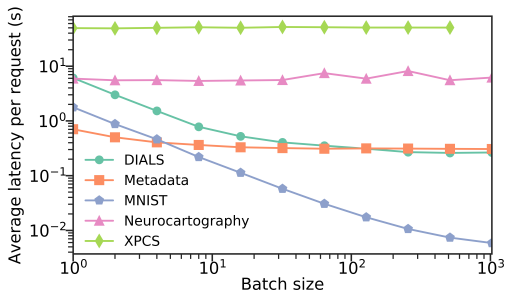


Figure 8: Effect of batching on each of the scientific use cases. Batch sizes vary between 1 and 1024.

6.4.5 Prefetching. To measure the effect of prefetching, we create “no-op” and “sleep” functions of different durations (i.e., 1, 10, 100 ms), and measure the completion time of 10 000 concurrent function requests when the prefetch count per node is increased. Figure 9 shows the results of each function with 4 nodes (64 containers each) on Theta. We observe that the completion time decreases dramatically as the prefetch count increases. This benefit starts diminishing when the prefetch count is greater than 64, which implies that a good setting of prefetch count would be close to the number of containers per node.

7 CASE STUDIES

To demonstrate the benefits of *funcX* in science we describe five case studies in which it is being used: scalable metadata extraction, machine learning inference as a service, synchrotron serial crystallography, neuroscience, and correlation spectroscopy. Figure 10 shows execution time distributions for each case study. These short duration tasks exemplify opportunities for FaaS in science.

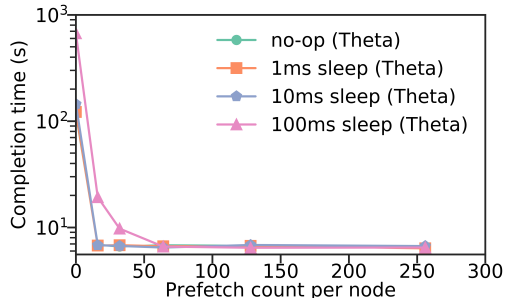


Figure 9: Effect of prefetching.

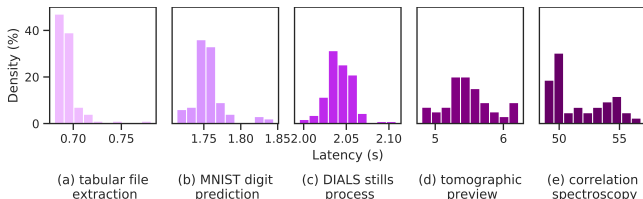


Figure 10: Distribution of latencies for 100 function calls, for each of the five use cases described in the text.

Metadata Extraction: The effects of high-velocity data expansion is making it increasingly difficult to organize and discover data. Edge file systems and data repositories now store petabytes of data and new data is created and data is modified at an alarming rate [48]. To make sense of these repositories and file systems, systems such as Skluma [52] are used to crawl file systems and extract metadata. Skluma is comprised of a set of general and specialized metadata extractors, such as those designed to process tabular data through to those that identify locations in maps. All are implemented in Python, with various dependencies, and each executes for between 3 milliseconds and 15 seconds. Skluma uses *funcX* to execute metadata extraction functions directly on the endpoint on which data reside without moving them to the cloud.

Machine Learning Inference: As ML becomes increasingly pervasive, new systems are required to support model-in-the-loop scientific processes. DLHub [25] is one such tool designed to enable the use of ML in science by supporting the publication and serving of ML models for on-demand inference. ML models are often represented as functions, with a set of dependencies that can be included in a container. DLHub’s publication tools help users describe their models using a defined metadata schema. Once described, model artifacts are published in the DLHub catalog by uploading the raw model (e.g., PyTorch, tensorflow) and model state (e.g., training data, hyperparameters). DLHub uses this information to create a container for the model using *repo2docker* [29] that contains all model dependencies, necessary model state, as well as *funcX* software to invoke the model. DLHub then uses *funcX* to manage the execution of model inference tasks. In Figure 10 we show the execution time when invoking the MNIST digit identification model. While the MNIST model runs for less than two seconds, many of the other DLHub models execute for several minutes. *funcX* provides several advantages to DLHub, most notably, that it allows DLHub to use

remote compute resources via a simple interface, and includes performance optimizations (e.g., batching and caching) that improve overall inference performance.

Synchrotron Serial Crystallography (SSX) is a new technique that can image small crystal samples 1–2 orders of magnitude faster than other methods [22, 59] and that offers biologists many new capabilities, such as imaging of conformation changes, very low X-ray doses for sensitive samples, room temperature for more biologically relevant environments, radiation sensitivity for metalloproteins, and discovery of redox potentials in active sites. To keep pace with the increased data production, SSX researchers require new automated methods of computing that can process the resulting data with great rapidity: for example, to count the *bright spots* in an image (“stills processing”) within seconds, both for quality control and as a first step in structure determination. We have deployed the DIALS [58] crystallography processing tools as *funcX* functions. *funcX* allows SSX researchers to submit the same *stills process* function to either a local endpoint to perform data validation or offload large batches of invocations to HPC resources to process entire datasets and derive crystal structures.

Quantitative neurocartography and connectomics involve the mapping of the neurological connections in the brain—a compute- and data-intensive processes that requires processing ~20GB every minute during experiments. We have used *funcX* as part of an automated workflow to perform quality control on raw images (to validate that the instrument and sample are correctly configured), apply ML models to detect image centers for subsequent reconstruction, and generate preview images to guide positioning. *funcX* has proven to be a significant improvement over previous practice, which depended on batch computing jobs that were subject to long scheduling delays and required frequent manual intervention for authentication, configuration, and failure resolution. *funcX* allows these workloads to be more flexibly implemented, making use of a variety of available computing resources, and removing overheads of managing compute environments manually. Further, it allows these researchers to integrate computing into their automated visualization and analysis workflows (e.g., TomoPy [34] and AutoMo [26]) via programmatic APIs.

X-ray Photon Correlation Spectroscopy (XPCS) is an experimental technique used at Argonne’s Advanced Photon Source to study the dynamics in materials at nanoscale by identifying correlations in time series of area detector images. This process involves analyzing the pixel-by-pixel correlations for different time intervals. The current detector can acquire megapixel frames at 60 Hz (~120 MB/sec). Computing correlations at these data rates is a challenge that requires HPC resources but also rapid response time. We deployed XPCS-eigen’s *corr* function as a *funcX* function to evaluate the rate at which data can be processed. *Corr* is able to process a dataset in ~50 seconds. Images can be processed in parallel using *funcX* to invoke *corr* functions on-demand.

Lessons learned: We briefly conclude by describing our experiences applying *funcX* to the five scientific case studies. Before using *funcX*, these types of use cases would rely on manual development and deployment of software on batch submission systems.

Based on discussion with these researchers we have identified the following benefits of the *funcX* approach in these scenarios.

First, *funcX* abstracts the complexity of using HPC resources. Researchers were able to incorporate scalable analyses using without having to know anything about the computing environment (submission queues, container technology, etc.) that was being used. Further, they did not have to use cumbersome 2-factor authentication, manually scale workloads, or map their applications to batch jobs. This was particularly beneficial to the SSX use case as it was trivial to scale the analysis from one to thousands of images. Many of these use cases use *funcX* to enable event-based processing. We found that the *funcX* model lends itself well to such use cases, as it allows for the execution of sporadic workloads. For example, the neurocartography, XPCS, and SSX use cases all exhibit such characteristics, requiring compute resources only when experiments are running. Finally, *funcX* allowed users to securely share their codes, allowing other researchers to easily (without needing to setup environments) apply functions on their own datasets. This was particularly useful in the XPCS use case as many researchers share access to the same instrument.

While initial feedback has been encouraging, our experiences also highlighted several challenges that need to be addressed. For example, while it is relatively easy to debug a running *funcX* function, it can be difficult to determine why a function fails when first published. Similarly, containerization does not necessarily provide entirely portable codes that can be run on arbitrary resources due to the need to compile and link resource-specific modules. For example, in the XPCS use case we needed to compile codes specifically for a target resource. Finally, the current *funcX* endpoint software does not yet support multiple allocations. To accommodate more general use of *funcX* for distinct projects we need to develop a model to specify an allocation and provide accounting and billing models to report usage on a per-user and per-function basis.

8 CONCLUSION

Here we presented *funcX*—a FaaS platform designed to enable the low latency, scalable, and secure execution of functions on almost any accessible computing resource. *funcX* can be deployed on existing HPC infrastructure to enable “serverless supercomputing.” We demonstrated that *funcX* provides comparable latency to that of cloud-hosted FaaS platforms and showed that *funcX* can execute 1M tasks over 65 000 concurrent workers when deployed on 1024 nodes on the Theta supercomputer. Based on early experiences using *funcX* in five scientific use cases we have found that the approach is not only performant but also flexible in terms of the diverse requirements it can address. In future work we will extend *funcX*’s container management capabilities to dynamically create containers based on function requirements and stage them to endpoints on-demand. We will also explore techniques to share containers between functions with similar dependencies. We plan to design customized, resource-aware scheduling algorithms to further improve performance. Finally, we are actively developing a multi-tenant endpoint and the additional isolation techniques necessary to provide safe and secure execution. *funcX* is open source and available on GitHub.

ACKNOWLEDGMENT

This work was supported in part by Laboratory Directed Research and Development funding from Argonne National Laboratory under U.S. Department of Energy under Contract DE-AC02-06CH11357. This research used resources of the Argonne Leadership Computing Facility, which is a DOE Office of Science User Facility supported under Contract DE-AC02-06CH11357. We thank the Argonne Leadership Computing Facility for access to the PetrelKube Kubernetes cluster and Amazon Web Services for providing research credits to enable rapid service prototyping.

REFERENCES

- [1] Amazon Greengrass. <https://aws.amazon.com/greengrass>. Accessed April 10, 2019.
- [2] Amazon Lambda. <https://aws.amazon.com/lambda>. Accessed April 10, 2019.
- [3] Apache OpenWhisk. <http://openwhisk.apache.org/>. Accessed April 10, 2019.
- [4] Cori Supercomputer. <https://www.nersc.gov/users/computational-systems/cori/>. Accessed April 10, 2019.
- [5] Dask. <http://docs.dask.org/en/latest/>. Accessed Jan 1, 2019.
- [6] Fn Project. <http://fnproject.io/>. Accessed April 10, 2019.
- [7] Google Cloud Functions. <https://cloud.google.com/functions/>. Accessed April 10, 2019.
- [8] IBM Cloud Functions. <https://www.ibm.com/cloud/functions>. Accessed April 10, 2019.
- [9] Kubeless. <https://kubeless.io/>. Accessed April 10, 2019.
- [10] Linux containers. <https://linuxcontainers.org>. Accessed April 10, 2019.
- [11] Microsoft Azure Functions. <https://azure.microsoft.com/en-us/services/functions/>. Accessed April 10, 2019.
- [12] Microsoft Azure Functions Documentation. <https://docs.microsoft.com/en-us/azure/azure-functions/functions-scale>. Accessed April 10, 2019.
- [13] Netflix & AWS Lambda Case Study. <https://aws.amazon.com/solutions/case-studies/netflix-and-aws-lambda/>. Accessed April 10, 2019.
- [14] Theta. <https://https://www.alcf.anl.gov/theta>. Accessed April 10, 2019.
- [15] Apache Hadoop. <https://hadoop.apache.org/>. Accessed Jan 1, 2019.
- [16] Apache Spark. <https://spark.apache.org/>. Accessed Jan 1, 2019.
- [17] Istemi Ekin Akkus, Ruichuan Chen, Ivica Rimac, Manuel Stein, Klaus Satzke, et al. 2018. SAND: Towards High-Performance Serverless Computing. In *USENIX Annual Technical Conference*. 923–935.
- [18] Rachana Ananthkrishnan, Ben Blaiszik, Kyle Chard, Ryan Chard, Brendan McCollam, et al. 2018. Globus Platform Services for Data Publication. In *Practice and Experience on Advanced Research Computing*. ACM, Article 14, 7 pages.
- [19] Rachana Ananthkrishnan, Kyle Chard, Ian Foster, Mattias Lidman, Brendan McCollam, et al. 2016. Globus Auth: A research identity and access management platform. In *16th Intl Conf on e-Science*.
- [20] Yadu Babuji, Anna Woodard, Zhuozhao Li, Ben Clifford, Rohan Kumar, et al. 2019. Parsl: Pervasive Parallel Programming in Python. In *ACM International Symposium on High-Performance Parallel and Distributed Computing*.
- [21] Ioana Baldini, Paul Castro, Kerry Chang, Perry Cheng, Stephen Fink, et al. 2017. Serverless computing: Current trends and open problems. In *Research Advances in Cloud Computing*. Springer, 1–20.
- [22] Sébastien Boutet, Lukas Lomb, Garth J Williams, Thomas RM Barends, Andrew Aquila, et al. 2012. High-resolution protein structure determination by serial femtosecond crystallography. *Science* 337, 6092 (2012), 362–364.
- [23] Kyle Chard, Steven Tuecke, and Ian Foster. 2014. Efficient and secure transfer, synchronization, and sharing of big data. *IEEE Cloud Computing* 1, 3 (2014), 46–55.
- [24] R. Chard, K. Chard, J. Alt, D. Y. Parkinson, S. Tuecke, et al. 2017. Ripple: Home Automation for Research Data Management. In *37th IEEE International Conference on Distributed Computing Systems Workshops (ICDCSW)*. 389–394. <https://doi.org/10.1109/ICDCSW.2017.30>
- [25] Ryan Chard, Zhuozhao Li, Kyle Chard, Logan T. Ward, Yadu N. Babuji, et al. 2019. DLHub: Model and data serving for science. In *33rd IEEE International Parallel and Distributed Processing Symposium*.
- [26] Francesco De Carlo. Automo. <https://automo.readthedocs.io>. Accessed April 10, 2019.
- [27] Javier Duarte, Song Han, Philip Harris, Sergio Jindariani, Edward Kreinar, et al. 2018. Fast inference of deep neural networks in FPGAs for particle physics. *Journal of Instrumentation* 13, 07 (2018), P07027.
- [28] Robert M Fano. 1965. The MAC system: The computer utility approach. *IEEE Spectrum* 2, 1 (1965), 56–64.
- [29] Jessica Forde, Tim Head, Chris Holdgraf, Yuvi Panda, Gladys Nalvarete, et al. 2018. Reproducible research environments with repo2docker. (2018).
- [30] Ian Foster and Dennis B Gannon. 2017. *Cloud Computing for Science and Engineering*. MIT Press.
- [31] Ian Foster, Carl Kesselman, and Steve Tuecke. 2001. The Anatomy of the Grid: Enabling Scalable Virtual Organizations. *International Journal of Supercomputer Applications* 15, 3 (2001), 200–222.
- [32] Geoffrey Fox and Shantenu Jha. 2017. Conceptualizing a Computing Platform for Science Beyond 2020: To Cloudify HPC, or HPCify Clouds?. In *2017 IEEE 10th International Conference on Cloud Computing*. IEEE, 808–810.
- [33] Geoffrey C Fox, Vatche Ishakian, Vinod Muthusamy, and Aleksander Slominski. 2017. Status of serverless computing and function-as-a-service (FaaS) in industry and research. *arXiv preprint arXiv:1708.08028* (2017).
- [34] Doga Gürsoy, Francesco De Carlo, Xianghui Xiao, and Chris Jacobsen. 2014. TomoPy: A framework for the analysis of synchrotron tomographic data. *Journal of Synchrotron Radiation* 21, 5 (2014), 1188–1193.
- [35] Kelsey Hightower, Brendan Burns, and Joe Beda. 2017. *Kubernetes: Up and Running Dive into the Future of Infrastructure* (1st ed.). O’Reilly Media, Inc.
- [36] Benjamin Hindman, Andy Konwinski, Matei Zaharia, Ali Ghodsi, Anthony D. Joseph, et al. 2011. Mesos: A Platform for Fine-grained Resource Sharing in the Data Center. In *Proceedings of the 8th USENIX Conference on Networked Systems Design and Implementation (NSDI’11)*. USENIX Association, Berkeley, CA, USA, 295–308. <http://dl.acm.org/citation.cfm?id=1972457.1972488>
- [37] V. Ishakian, V. Muthusamy, and A. Slominski. 2018. Serving Deep Learning Models in a Serverless Platform. In *2018 IEEE International Conference on Cloud Engineering (IC2E)*. 257–262. <https://doi.org/10.1109/IC2E.2018.00052>
- [38] Douglas M Jacobsen and Richard Shane Canon. 2015. Contain this, unleashing Docker for HPC. *Cray User Group* (2015).
- [39] Gregory Kiar, Shawn T Brown, Tristan Glatard, and Alan C Evans. 2019. A Serverless Tool for Platform Agnostic Computational Experiment Management. *Frontiers in Neuroinformatics* 13 (2019), 12.
- [40] Klaus Krauter, Rajkumar Buyya, and Muthucumar Maheswaran. 2002. A taxonomy and survey of grid resource management systems for distributed computing. *Software: Practice and Experience* 32, 2 (2002), 135–164. <https://doi.org/10.1002/spe.432> <https://onlinelibrary.wiley.com/doi/pdf/10.1002/spe.432>
- [41] Gregory M Kurtzer, Vanessa Sochat, and Michael W Bauer. 2017. Singularity: Scientific containers for mobility of compute. *PLoS one* 12, 5 (2017), e0177459.
- [42] Maciej Malawski. 2016. Towards Serverless Execution of Scientific Workflows-HyperFlow Case Study.. In *Works@ Sc*. 25–33.
- [43] Dirk Merkel. 2014. Docker: Lightweight Linux containers for consistent development and deployment. *Linux Journal* 239 (2014), 2.
- [44] Dejan S Milojicic, Vana Kalogeraki, Rajan Lukose, Kiran Nagaraja, Jim Pruyne, et al. Peer-to-peer computing.
- [45] Philipp Moritz, Robert Nishihara, Stephanie Wang, Alexey Tumanov, Richard Liaw, et al. 2018. Ray: A distributed framework for emerging AI applications. In *OSDI-13*. 561–577.
- [46] Apostolos Papageorgiou, Bin Cheng, and Ernő Kovacs. 2015. Real-time data reduction at the network edge of Internet-of-Things systems. In *2015 11th International Conference on Network and Service Management (CNSM)*. IEEE, 284–291.
- [47] D Parkhill. 1966. *The challenge of the computer utility*. Addison-Wesley.
- [48] Arnab K. Paul, Steven Tuecke, Ryan Chard, Ali R. Butt, Kyle Chard, et al. 2017. Toward Scalable Monitoring on Large-scale Storage for Software Defined Cyberinfrastructure. In *2nd Joint International Workshop on Parallel Data Storage & Data Intensive Scalable Computing Systems (PDSW-DISCS ’17)*. ACM, New York, NY, USA, 49–54. <https://doi.org/10.1145/3149393.3149402>
- [49] Reid Priedhorsky and Tim Randles. 2017. CharlieCloud: Unprivileged containers for user-defined software stacks in HPC. In *International Conference for High Performance Computing, Networking, Storage and Analysis*. ACM, 36.
- [50] Maria A. Rodriguez and Rajkumar Buyya. 2019. Container-based cluster orchestration systems: A taxonomy and future directions. *Software: Practice and Experience* 49, 5 (2019), 698–719. <https://doi.org/10.1002/spe.2660> <https://onlinelibrary.wiley.com/doi/pdf/10.1002/spe.2660>
- [51] Keith Seymour, Hidemoto Nakada, Satoshi Matsuoka, Jack Dongarra, Craig Lee, et al. 2002. Overview of GridRPC: A Remote Procedure Call API for Grid Computing. In *Grid Computing – GRID 2002*, Manish Parashar (Ed.). Springer Berlin Heidelberg, Berlin, Heidelberg, 274–278.
- [52] Tyler J Skluzacek, Rohan Kumar, Ryan Chard, Galen Harrison, Paul Beckman, et al. 2018. Skluma: An extensible metadata extraction pipeline for disorganized data. In *2018 IEEE 14th International Conference on e-Science (e-Science)*. IEEE, 256–266.
- [53] Josef Spillner, Cristian Mateos, and David A Monge. 2017. Faaster, better, cheaper: The prospect of serverless scientific computing and HPC. In *Latin American High Performance Computing Conference*. Springer, 154–168.
- [54] Joe Stubbs, Rion Dooley, and Matthew Vaughn. 2017. Containers-as-a-service via the Actor Model. In *11th Gateway Computing Environments Conference*.
- [55] Matteo Turilli, Mark Santcross, and Shantenu Jha. 2018. A comprehensive perspective on pilot-job systems. *Comput. Surveys* 51, 2 (2018), 43.
- [56] Blesson Varghese, Philipp Leitner, Suprio Ray, Kyle Chard, Adam Barker, et al. 2019. Cloud Futurology. *Computer* (2019).

- [57] Liang Wang, Mengyuan Li, Yinqian Zhang, Thomas Ristenpart, and Michael Swift. 2018. Peeking behind the curtains of serverless platforms. In *USENIX Annual Technical Conference*. 133–146.
- [58] David G Waterman, Graeme Winter, James M Parkhurst, Luis Fuentes-Montero, Johan Hattne, et al. 2013. The DIALS framework for integration software. *CCP4 Newsllett. Protein Crystallogr* 49 (2013), 13–15.
- [59] Max O. Wiedorn, Dominik Oberthür, Richard Bean, Robin Schubert, Nadine Werner, et al. 2018. Megahertz serial crystallography. *Nature Communications* 9, 1 (2018).