

The bias of isotonic regression

Ran Dai*, Hyebin Song[†], Rina Foygel Barber*, Garvesh Raskutti[†]

August 31, 2022

Abstract

We study the bias of the isotonic regression estimator. While there is extensive work characterizing the mean squared error of the isotonic regression estimator, relatively little is known about the bias. In this paper, we provide a sharp characterization, proving that the bias scales as $O(n^{-\beta/3})$ up to log factors, where $1 \leq \beta \leq 2$ is the exponent corresponding to Hölder smoothness of the underlying mean. Importantly, this result only requires a strictly monotone mean and that the noise distribution has subexponential tails, without relying on symmetric noise or other restrictive assumptions.

1 Introduction

Isotonic regression involves solving a regression problem under monotonicity constraints. In particular, suppose that we observe data $Y \in \mathbb{R}^n$ with $\mathbb{E}[Y] = \mu$, where the mean μ satisfies a monotonicity constraint,

$$\mu_1 \leq \cdots \leq \mu_n.$$

To recover the mean vector μ , the least-squares isotonic regression estimator is given by

$$\hat{\mu} = \text{iso}(Y),$$

where $y \mapsto \text{iso}(y)$ is the projection to the monotonicity constraint, defined on $y \in \mathbb{R}^n$ as

$$\text{iso}(y) = \arg \min_{x \in \mathbb{R}^n} \{ \|y - x\|_2^2 : x_1 \leq \cdots \leq x_n \}. \quad (1)$$

Since this constraint defines a convex region in \mathbb{R}^n (in fact, a convex cone), the resulting optimization problem is convex, and can be solved efficiently with the “pool adjacent violators” (PAVA) algorithm [Barlow et al., 1972].

*Department of Statistics, University of Chicago

[†]Department of Statistics, University of Wisconsin–Madison

There is a large literature on isotonic regression dating back to the work of [Bartholomew, 1959a,b, Brunk, 1955, Miles, 1959]. Recently, there has been renewed interest in isotonic regression as one of the most widely-used examples of regression under shape constraints (see e.g. [Chatterjee et al., 2015, de Leeuw et al., 2009, Guntuboyina and Sen, 2018, Han et al., 2017]). Given the significance of isotonic regression, understanding its statistical properties is of fundamental importance. In this paper, we provide a sharp characterization of the bias of the isotonic regression estimator.

1.1 Bias and variance

It is well known that the estimation error $\hat{\mu} - \mu$ of isotonic regression decays at a slower rate than for parametric regression, generally with a dependence on n that scales as $|\hat{\mu}_i - \mu_i| \asymp n^{-1/3}$, rather than the rate $n^{-1/2}$ that we would expect for parametric problems.

To make this more precise, suppose that the mean vector μ is Lipschitz, satisfying $|\mu_i - \mu_{i+1}| \leq L_1/n$, and that the noise $Z = Y - \mu$ has independent entries Z_i with $\mathbb{E}[Z_i] = 0$ and with each Z_i assumed to be λ -subgaussian, that is, $\mathbb{E}[e^{tZ_i}] \leq e^{t^2\lambda^2/2}$ for any $t \in \mathbb{R}$. In this setting, many works including Brunk [1969], Cator [2011], Chatterjee et al. [2015] establish the $n^{-1/3}$ bound on the root-mean-square error of isotonic regression; this scaling can be proved to hold pointwise at each index i , for instance, Yang and Barber [2018] prove that, for any $\delta > 0$.

$$\mathbb{P} \left\{ \max_{i_0 \leq i \leq n+1-i_0} |\hat{\mu}_i - \mu_i| \leq \sqrt[3]{\frac{8L_1\lambda^2 \log\left(\frac{n^2+n}{\delta}\right)}{n}} \right\} \geq 1 - \delta, \quad (2)$$

where

$$i_0 = \left(\frac{\lambda n \sqrt{\log\left(\frac{n^2+n}{\delta}\right)}}{L_1} \right)^{2/3}.$$

Furthermore, Chatterjee et al. [2015] establish that this error scaling attains the minimax rate, meaning that we cannot improve on the $n^{-1/3}$ error rate obtained by fitting $\hat{\mu}$ via least-squares isotonic regression. However, in certain special cases, such as when the mean vector μ is piecewise constant, the error of $\hat{\mu}$ achieves the parametric $n^{-1/2}$ rate.

While these results summarized above give a fairly complete picture of the tail behavior of the error $\hat{\mu} - \mu$ in isotonic regression, relatively little is known about its expected value $\mathbb{E}[\hat{\mu}] - \mu$, i.e., the bias of the least-squares estimator. Banerjee et al. [2016] establish an asymptotic result under certain smoothness and strict monotonicity conditions on μ , proving that the bias is at most

$$|\mathbb{E}[\hat{\mu}_i] - \mu_i| \lesssim n^{-7/15}.$$

In the special case where the variance of the noise is constant across the data, with $\text{Var}(Z_i) = \sigma^2$ for all i , Durot [2002] prove an improved bound of

$$|\mathbb{E}[\hat{\mu}_i] - \mu_i| \lesssim n^{-1/2}.$$

However, as Banerjee et al. [2016] point out, in many settings we would prefer to avoid the assumption of constant variance—for example, if the data is binary with $Y_i \sim \text{Bernoulli}(\mu_i)$, the variance of the Z_i ’s will certainly be nonconstant. Furthermore, in the prior literature, it is not clear if $n^{-1/2}$ is the correct scaling for the bias (whether in the constant-variance or general case), or if this scaling might be possible to improve.

1.2 Contributions

In this work, we examine the question of bias more closely, and prove that

$$|\mathbb{E}[\hat{\mu}] - \mu| \lesssim \frac{\text{polylog } n}{n^{2/3}}, \quad (3)$$

with no assumption of constant variance, when the underlying mean μ is Lipschitz, strictly increasing, and smooth. This is a faster scaling than what was previously known for both constant and non-constant variance settings. We furthermore establish weaker bounds when μ satisfies only Hölder smoothness, with

$$|\mathbb{E}[\hat{\mu}] - \mu| \lesssim \left(\frac{\log n}{n}\right)^{\beta/3} \quad (4)$$

when μ is Hölder smooth with exponent β , for some $1 \leq \beta < 2$. ($\beta = 2$ corresponds to the smooth case.) Matching lower bounds show that, up to log factors, our results are tight.

In particular, if we only assume μ to be Lipschitz but without smoothness, this corresponds to Hölder smoothness with $\beta = 1$. In this case, the bias is lower bounded as $n^{-1/3}$ up to log factors. Since it is known that the error $|\hat{\mu}_i - \mu_i|$ is bounded on the order of $n^{-1/3}$ (up to logs) with high probability, we see that without a smoothness assumption, it may be the case that the bias is on the same order as the error itself—that is, bias does not vanish relative to variance. At the other extreme, under smoothness ($\beta = 2$), error scales as $n^{-1/3}$ while bias is bounded as $n^{-2/3}$ (up to logs), meaning that the bias is vanishing.

2 Main results

We begin with some definitions and conditions on the distribution of the data. We assume that the mean vector μ is Lipschitz,

$$|\mu_j - \mu_i| \leq L_1 \cdot \frac{j - i}{n} \quad \text{for all } 1 \leq i \leq j \leq n \quad (5)$$

for some L_1 , and is monotonic,

$$\mu_j - \mu_i \geq L_0 \cdot \frac{j-i}{n} \quad \text{for all } 1 \leq i \leq j \leq n \quad (6)$$

for some $L_0 \geq 0$ (note that $L_0 > 0$ corresponds to a strictly increasing condition). The significance of the strictly increasing assumption is illustrated in Theorem 3. In many settings, we might think of the mean values μ_i as evaluations of an underlying function at a sequence of values—for example an evenly spaced grid, i.e., $\mu_i = f(i/n)$ for $i = 1, \dots, n$. In this case, the constants L_0, L_1 are lower and upper bounds on the gradient of the underlying function f .

Next, we will also assume that μ is Hölder smooth, satisfying

$$\left| \mu_j - \left(\frac{k-j}{k-i} \cdot \mu_i + \frac{j-i}{k-i} \cdot \mu_k \right) \right| \leq \frac{M}{4} \cdot \left(\frac{k-i}{n} \right)^\beta \quad \text{for all } 1 \leq i \leq j \leq k \leq n, \quad (7)$$

for some M and some exponent β with $1 \leq \beta \leq 2$. As before, if $\mu_i = f(i/n)$ for some underlying function f defining the signal, then (β, M) -Hölder smoothness of the function f (defined as the property that $|f'(t_0) - f'(t_1)| \leq M|t_0 - t_1|^{\beta-1}$ for all t_0, t_1) is sufficient to ensure that the vector of mean values μ satisfies this assumption.

The exponent β in assumption (7) controls the smoothness, with $\beta = 2$ corresponding to a bounded second derivative (or a Lipschitz gradient) while $\beta < 2$ denotes a weaker smoothness assumption. In particular, if we were to take $\beta = 1$, then this assumption does not in fact imply any smoothness, as it is trivially satisfied with $M = L_1$ for any signal μ that is L_1 -Lipschitz as in our condition (5).

Next we turn to our assumptions on the noise Z . We assume independent noise with subexponential tails:

The Z_i 's are independent, with $\mathbb{E}[Z_i] = 0$

$$\text{and } \mathbb{E}[e^{tZ_i}] \leq e^{t^2\lambda^2/2} \text{ for all } |t| \leq \tau \text{ and all } i = 1, \dots, n. \quad (8)$$

We will also require that the variances σ_i^2 are bounded from below and are Lipschitz along the sequence $i = 1, \dots, n$, satisfying

$$\text{Var}(Z_i) = \sigma_i^2 \geq \sigma_{\min}^2 > 0 \text{ and } |\sigma_i - \sigma_j| \leq L_\sigma \cdot \frac{j-i}{n} \quad \text{for all } 1 \leq i \leq j \leq n. \quad (9)$$

(Note that we must have $\sigma_i^2 \leq \lambda^2$ by the subexponential tails assumption (8).)

2.1 An upper bound for smooth signals

We now present our upper bound on the bias of isotonic regression.

Theorem 1. Let $Y = \mu + Z$, where the signal μ and noise Z satisfy assumptions (5), (6), (7), (8), (9), with parameters $0 < L_0 \leq L_1$, M , $\beta \in [1, 2]$, λ , $\tau > 0$, L_σ , $\sigma_{\min} > 0$. Then $\hat{\mu} = \text{iso}(Y)$ satisfies

$$|\mathbb{E}[\hat{\mu}_i] - \mu_i| \leq \begin{cases} C \left(\frac{\log n}{n}\right)^{\beta/3}, & \text{if } 1 \leq \beta < 2, \\ C \left(\frac{(\log n)^5}{n}\right)^{2/3}, & \text{if } \beta = 2, \end{cases}$$

for all i with

$$C'(\log n)^{1/3}n^{2/3} \leq i \leq n + 1 - C'(\log n)^{1/3}n^{2/3},$$

where C, C' depend only on the parameters in our assumptions, and not on n .

We remark that in the case of Gaussian noise, the upper bound can be tightened to $C \left(\frac{\log n}{n}\right)^{\beta/3}$ for any $\beta \in [1, 2]$, i.e., the extra power of the log term for the case $\beta = 2$ no longer appears (in the non-Gaussian case, it is likely an artifact of the proof).

To better understand the result of this theorem, consider the extreme case where we take $\beta = 1$ (which, as mentioned above, simply reduces to the Lipschitz assumption). In this case, the upper bound of Theorem 1 results in the bias bound

$$\max_{i_0 \leq i \leq n+1-i_0} |\mathbb{E}[\hat{\mu}_i] - \mu_i| \lesssim \sqrt[3]{\frac{\log n}{n}}.$$

which is, up to a constant, the same as the bound (2) proved by Yang and Barber [2018] to hold *with high probability* on the maximum entrywise error $|\hat{\mu}_i - \mu_i|$. In other words, this suggests that the bias may be as large as the (square root) variance.

On the other hand, if $\beta = 2$, then the bias scales as $(\text{polylog } n/n)^{2/3}$ while the high probability bound on the error is still $(\log n/n)^{1/3}$ —the bias is vanishing relative to the error of any one draw of the data.

2.1.1 Simulation

To explore this scaling, we conduct a simple simulation¹ to compare the case $\beta = 2$ with $\beta = 1$. For these two cases, Theorem 1 establishes that, at each index i (bounded away from the endpoints 1 and n), bias is bounded as $\asymp n^{-2/3}$ and $\asymp n^{-1/3}$, respectively, up to log factors. We will see that this scaling is achieved by our simple examples.

The two mean vectors, μ^s for the smooth case and μ^{ns} for the non-smooth case, are illustrated in the top two panels of Figure 1. The smooth mean is defined with a sine wave function, while the non-smooth mean is a piecewise linear “hinge” shape:

$$\mu_i^s = (i/n) + \sin(4\pi \cdot i/n)/16, \quad \mu_i^{\text{ns}} = \begin{cases} 0.1(i/n), & i \leq n/2, \\ 1.9(i/n) - 0.9, & i > n/2, \end{cases}$$

¹Code available at http://www.stat.uchicago.edu/~rina/code/iso_bias_simulation_code.R

For both the smooth and non-smooth mean, writing μ to denote either μ^s or μ^{ns} as appropriate, we generate a signal $Y = \mu + \mathcal{N}(0, \sigma^2 \mathbf{I}_n)$ for $\sigma = 0.1$, and compute $\text{iso}(Y)$. Our final result is the magnitude of the bias at the midpoint for the non-smooth case,

$$\text{bias} = |\mathbb{E}[\text{iso}(Y)_i] - \mu_i| \text{ for } i = n/2,$$

or averaged over several points for the smooth case,

$$\text{bias} = \text{Mean}\left\{|\mathbb{E}[\text{iso}(Y)_i] - \mu_i| : i = 0.1n, 0.15n, 0.2n, \dots, 0.9n\right\},$$

where $\mathbb{E}[\text{iso}(Y)]$ is estimated by averaging 500,000 trials. We run the same procedure for each $n = 10000, 12000, \dots, 20000$. Our simulation results, shown in the bottom panels of Figure 1, verify that the bias at the selected points indeed appears to scale as $\asymp n^{-2/3}$ for the smooth case, and as $\asymp n^{-1/3}$ for the non-smooth case. We next turn to the question of establishing these lower bounds theoretically.

2.2 A matching lower bound for smoothness

We next show that, as suggested by our simulations, our dependence on the smoothness assumption is tight—up to constants and log factors, we cannot improve our dependence on the Hölder exponent β (i.e., the power of n , $n^{-\beta/3}$, appearing in our upper bound, Theorem 1). While our simulated example only verifies this at a constant number of indices i , here we show a stronger result—the lower bound is attained by a constant *fraction* of the indices $i = 1, \dots, n$.

Theorem 2. *Fix any parameters $L_1 > L_0 > 0$, $M > 0$, $1 \leq \beta \leq 2$, and $\sigma^2 > 0$. Then for any $n \geq C$, there exists some $\mu \in \mathbb{R}^n$ that is L_1 -Lipschitz (5), L_0 -strictly increasing (6), and (β, M) -smooth (7), such that, for $Y \sim \mathcal{N}(\mu, \sigma^2 \mathbf{I}_n)$ and $\hat{\mu} = \text{iso}(Y)$, the bias satisfies*

$$|\mathbb{E}[\hat{\mu}_i] - \mu_i| \geq C' n^{-\beta/3} (\log n)^{-5\beta/3}$$

for at least $C''n$ many indices $i \in \{1, \dots, n\}$, where C, C', C'' depend only on the parameters in our assumptions, and not on n .

Note that this noise distribution, i.e. $Z_i \stackrel{\text{iid}}{\sim} \mathcal{N}(0, \sigma^2)$, trivially satisfies the assumptions (8) and (9) that we require in our upper bound. In other words, the lower bound result shows that our upper bound is tight for all $1 \leq \beta \leq 2$, up to log factors.

2.3 Necessity of the strictly increasing mean

Finally, we study the role of the strictly increasing assumption for the mean μ (6). We find that without proper strictly increasing assumption of μ , the bias could exceed the upper bound established in Theorem 1.

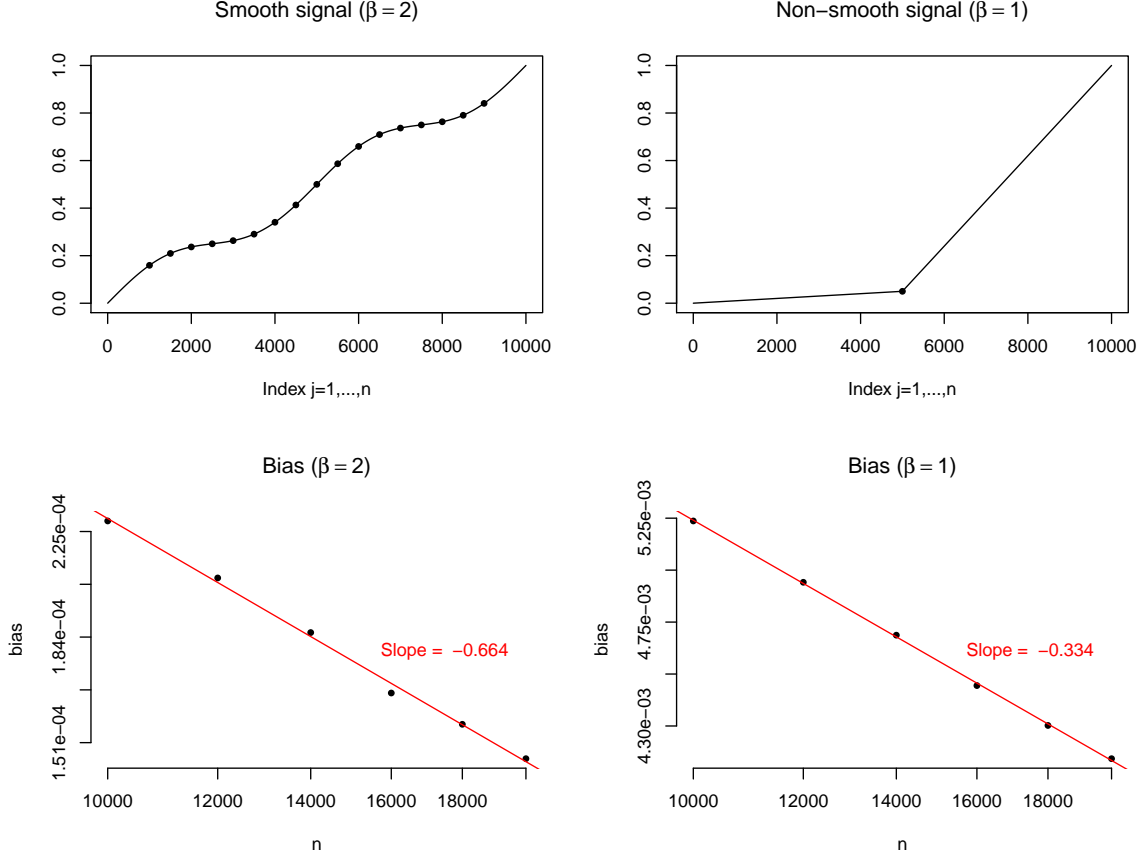


Figure 1: Top: illustration of the mean vectors for the simulation, for the case $n = 10000$. The indices for which we measure the bias are indicated in each plot. Bottom: simulation results, plotting bias against n (each on the log scale), for the smooth and non-smooth case. The line and slope in each plot are the least-squares regression line (for $\log(|\text{bias}|)$ regressed on $\log(n)$).

Theorem 3. Fix any parameters $L_1 > 0$, $M > 0$, $\beta = 2$ and $\sigma^2 > 0$. Then for any $n \geq C$, there exists some $\mu \in \mathbb{R}^n$ that is L_1 -Lipschitz (5), monotone nondecreasing (i.e., L_0 -increasing (6) with $L_0 = 0$), and (β, M) -smooth (7), such that, for $Y \sim \mathcal{N}(\mu, \sigma^2 \mathbf{I}_n)$ and $\hat{\mu} = \text{iso}(Y)$, the bias satisfies

$$|\mathbb{E}[\hat{\mu}_i] - \mu_i| \geq C' n^{-2/5} (\log n)^{-2}$$

for at least $C''n$ many indices $i \in \{1, \dots, n\}$, where C, C', C'' depend only on the parameters in our assumptions, and not on n .

It is interesting to note that the power of n obtained in this result, $n^{-2/5}$, is strictly better than the scaling of the high probability upper bound on the entrywise error, namely $n^{-1/3}$, for example as in the result (2) of Yang and Barber [2018]. We do not know whether this gap is simply an artifact of the proof.

3 Proofs of main results

3.1 Properties of isotonic regression

Before we proceed with our proofs, it will be useful to recall some well-known properties of the isotonic projection, $y \mapsto \text{iso}(y)$ (for background see, e.g., Barlow et al. [1972]).

First, the individual entries of $\text{iso}(y)$ can be expressed with the useful “minimax” formula: for any $y \in \mathbb{R}^n$ and any index i ,

$$\text{iso}(y)_i = \max_{1 \leq j \leq i} \min_{i \leq k \leq n} \bar{y}_{j:k}, \quad (10)$$

where

$$\bar{y}_{j:k} = \frac{1}{k - j + 1} \sum_{\ell=j}^k y_\ell$$

is the average of the subvector (y_j, \dots, y_k) of y , and the max and min are attained at $j = j_i(y)$ and $k = k_i(y)$ where

$$j_i(y) = \min\{j : \text{iso}(y)_j = \text{iso}(y)_i\} \text{ and } k_i(y) = \max\{k : \text{iso}(y)_k = \text{iso}(y)_i\}, \quad (11)$$

the endpoints of the constant interval of $\text{iso}(y)$ containing index i .

Second, isotonic regression commutes with shifts in location and scale: for any $y \in \mathbb{R}^n$, any $a \in \mathbb{R}$, and any $b > 0$,

$$\text{iso}(a \cdot \mathbf{1}_n + b \cdot y) = a \cdot \mathbf{1}_n + b \cdot \text{iso}(y). \quad (12)$$

Next, if we run isotonic regression on a subsequence of y , this can only add breakpoints relative to y . Specifically, for any $y \in \mathbb{R}^n$, and any indices $1 \leq a \leq i < b \leq n$, define

$$\tilde{y} = (y_a, y_{a+1}, \dots, y_b) \in \mathbb{R}^{b-a+1}.$$

Then

$$\text{iso}(\tilde{y})_{i-a+1} = \text{iso}(\tilde{y})_{i-a+2} \quad \Rightarrow \quad \text{iso}(y)_i = \text{iso}(y)_{i+1}. \quad (13)$$

(Note that indices $i - a + 1, i - a + 2$ in the subvector \tilde{y} correspond to indices $i, i + 1$ in the full vector y .)

Finally, on the same subsequence $\tilde{y} = (y_a, \dots, y_b)$, for any index i with $a \leq i \leq b$,

$$\begin{aligned} \text{If } \text{iso}(y)_{a-1} \neq \text{iso}(y)_i \text{ (or } a = 1) \text{ and } \text{iso}(y)_i \neq \text{iso}(y)_{b+1} \text{ (or } b = n), \\ \text{then } \text{iso}(y)_i = \text{iso}(\tilde{y})_{i-a+1}. \end{aligned} \quad (14)$$

That is, truncating the sequence y at a breakpoint of $\text{iso}(y)$ will not affect the estimated values.

3.2 Breakpoint lemma

Before proving our theorems, we first present a result bounding the probability of a breakpoint occurring at any particular location in a Gaussian isotonic regression problem. We will use this lemma to prove both our upper and lower bounds.

Lemma 1 (Breakpoint lemma). *Let $Y \sim \mathcal{N}((\mu_1, \dots, \mu_n), \text{diag}\{\sigma_1^2, \dots, \sigma_n^2\})$. Fix any integer $m \geq 2$ and any index i with $m \leq i \leq n - m$. Define*

$$\bar{\mu} = \frac{1}{2m} \sum_{j=i-m+1}^{i+m} \mu_j \quad \text{and} \quad \bar{\sigma}^2 = \frac{1}{2m} \sum_{j=i-m+1}^{i+m} \sigma_j^2,$$

and assume that

$$\sum_{j=i-m+1}^{i+m} \left(\frac{\mu_j - \bar{\mu}}{\bar{\sigma}} \right)^2 \leq \frac{C_1}{\log m} \quad \text{and} \quad \max_{i-m+1 \leq j \leq i+m} \left| \frac{\sigma_j^2 - \bar{\sigma}^2}{\bar{\sigma}^2} \right| \leq \frac{C_2}{\sqrt{m \log m}}. \quad (15)$$

Then

$$\mathbb{P} \{ \text{iso}(Y)_i \neq \text{iso}(Y)_{i+1} \} \leq \frac{C_3 \log m}{m},$$

where C_3 depends only on C_1, C_2 and not on m or n .

In other words, if the means μ_j and variances σ_j^2 are approximately constant near index i , then the probability of a breakpoint at index i is low.

To prove this result, we first consider the case that Y is standard Gaussian. We will use the following classical result:

Lemma 2 (Andersen [1954]). *Let $W \sim \mathcal{N}(\mathbf{0}_m, \mathbf{I}_m)$ for any $m \geq 1$. Then the number of piecewise constant segments of $\text{iso}(W)$, denoted by $N(W)$, is distributed as*

$$N(W) \stackrel{d}{=} I_1 + \dots + I_m,$$

where I_1, \dots, I_m are independent Bernoulli random variables with $\mathbb{P} \{ I_j = 1 \} = 1/j$.

This result allows us to prove the breakpoint lemma for a standard Gaussian:

Lemma 3. *Let $Y \sim \mathcal{N}(\mathbf{0}_{2m}, \mathbf{I}_{2m})$ for $m \geq 2$. Then $\mathbb{P} \{ \text{iso}(Y)_m < \text{iso}(Y)_{m+1} \} \leq \frac{\log m}{m-1}$.*

Proof of Lemma 3. From Lemma 2, for a sequence $W \sim \mathcal{N}(\mathbf{0}_m, \mathbf{I}_m)$, the expected number of breakpoints in $\text{iso}(W)$ is given by

$$\mathbb{E} \left[\sum_{i=1}^{m-1} \mathbb{1} \{ \text{iso}(W)_i < \text{iso}(W)_{i+1} \} \right] = \mathbb{E} [N(W) - 1] \leq \left(1 + \dots + \frac{1}{m} \right) - 1 \leq \log(m).$$

Therefore, there must be some $i \in \{1, \dots, m-1\}$ such that $\mathbb{P} \{ \text{iso}(W)_i < \text{iso}(W)_{i+1} \} \leq \frac{\log m}{m-1}$. Next, we let $\tilde{Y} = (\tilde{Y}_1, \dots, \tilde{Y}_m)$ be a subsequence of Y with $\tilde{Y}_j = Y_{m-i+j}$ for

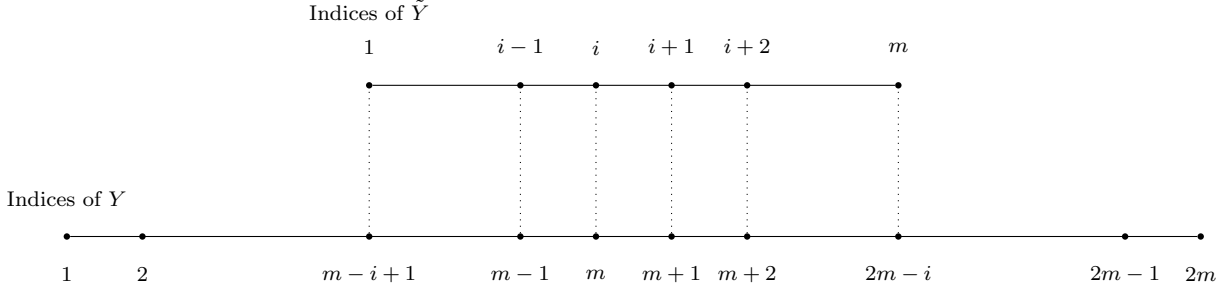


Figure 2: Illustration of the proof idea for Lemma 3. A break between indices i and $i+1$ in the isotonic regression of \tilde{Y} , corresponds to a break between indices m and $m+1$ for Y .

$j = 1, \dots, m$, which again has the distribution $\tilde{Y} \sim \mathcal{N}(\mathbf{0}_m, \mathbf{I}_m)$. The relationship between Y and \tilde{Y} is illustrated in Figure 2. By the property (13) of isotonic regression, we know that

$$\text{iso}(Y)_m < \text{iso}(Y)_{m+1} \Rightarrow \text{iso}(\tilde{Y})_m < \text{iso}(\tilde{Y})_{m+1},$$

which concludes the proof. \square

Finally, the proof of Lemma 1 for the general case is established by comparing the distribution of Y to the distribution of a standard Gaussian random vector, using our assumptions on the low variability in the μ_j 's and σ_j 's near the index i . The proof is given in Appendix A.1.

3.3 Proof of upper bound (Theorem 1)

The proof of our upper bound will follow these steps to bound the bias of $\text{iso}(Y)_i$:

- **Step 1:** We replace the random vector Y with a Gaussian random vector \tilde{Y} whose entries have the same means and variances, and bound the change in the bias at index i .
- **Step 2:** From the Gaussian random vector \tilde{Y} , we extract a subvector of length $\asymp n^{2/3}(\log n)^{1/3}$ centered at index i , and bound the change in the bias at index i .
- **Step 3:** We take an approximation to the new subvector, with linearly increasing means and with constant variance, and bound the change in the bias at index i . We will also see that the new approximation has zero bias due to symmetry.

3.3.1 Step 1: reduce to the Gaussian case

We will first reduce the general problem to a Gaussian approximation, using the following lemma:

Lemma 4. Fix $n \geq 2$, and suppose $Y \in \mathbb{R}^n$ is a random vector satisfying assumptions (5), (8), and (9) with parameters $L_1, \lambda, \tau > 0, L_\sigma$, and $\sigma_{\min} > 0$. Then there exists a coupling between Y and

$$\tilde{Y} \sim \mathcal{N}((\mu_1, \dots, \mu_n), \text{diag}\{\sigma_1^2, \dots, \sigma_n^2\})$$

satisfying

$$\mathbb{E} \left[|\text{iso}(Y)_i - \text{iso}(\tilde{Y})_i| \right] \leq \frac{C_1(\log n)^{10/3}}{n^{2/3}} \text{ for all } i \text{ with } \frac{C_2 n^{2/3}}{(\log n)^{1/3}} \leq i \leq n - \frac{C_2 n^{2/3}}{(\log n)^{1/3}},$$

where C_1, C_2 depend only on $L_1, \lambda, \tau, L_\sigma, \sigma_{\min}$, and not on n .

This result is proved in Appendix A.2, using the Gaussian coupling theorem of Sakhanenko [1985, Theorem 1] along with our breakpoint lemma (Lemma 1).

Now define $\tilde{Y} \sim \mathcal{N}((\mu_1, \dots, \mu_n), \text{diag}\{\sigma_1^2, \dots, \sigma_n^2\})$. Applying Lemma 4 together with the triangle inequality, we see that

$$|\mathbb{E}[\text{iso}(Y)_i] - \mu_i| \leq \left| \mathbb{E}[\text{iso}(\tilde{Y})_i] - \mu_i \right| + \frac{C_1(\log n)^{10/3}}{n^{2/3}} \quad (16)$$

for all i with

$$\frac{C_2 n^{2/3}}{(\log n)^{1/3}} \leq i \leq n - \frac{C_2 n^{2/3}}{(\log n)^{1/3}}, \quad (17)$$

for some C_1, C_2 depending on $L_1, \lambda, \tau, L_\sigma, \sigma_{\min}$.

From this point on, then, it suffices to bound the first term in this upper bound—that is, we need to prove the main result, Theorem 1, in the special case that the noise terms Z_i are Gaussian. From this point on, we will work with $\tilde{Y} = \mu + \tilde{Z}$ where $\tilde{Z}_i \sim \mathcal{N}(0, \sigma_i^2)$.

3.3.2 Step 2: extract a subvector

Next, let

$$m = \left\lceil \left(\frac{18\lambda n \sqrt{L_1 \log n}}{L_0^{3/2}} \right)^{2/3} \right\rceil - 1$$

and assume that $m \leq i \leq n + 1 - m$. We will see that $\mathbb{E}[\text{iso}(\tilde{Y})_i]$ is not changed substantially if we instead calculate the isotonic regression of

$$\tilde{Y}^{(i)} = (\tilde{Y}_{i-m}, \dots, \tilde{Y}_i, \dots, \tilde{Y}_{i+m}) \in \mathbb{R}^{2m+1}.$$

Note that index $m + 1$ in the subvector $\tilde{Y}^{(i)}$ corresponds to index i in the full vector \tilde{Y} .

Now we bound the bias of $\text{iso}(\tilde{Y})_i$ in terms of the subvector. We can write

$$\begin{aligned}
& \left| \mathbb{E} \left[\text{iso}(\tilde{Y})_i \right] - \mathbb{E} \left[\text{iso}(\tilde{Y}^{(i)})_{m+1} \right] \right| \\
& \leq \mathbb{E} \left[\left| \text{iso}(\tilde{Y})_i - \text{iso}(\tilde{Y}^{(i)})_{m+1} \right| \right] \\
& = \mathbb{E} \left[\left| \text{iso}(\tilde{Y})_i - \text{iso}(\tilde{Y}^{(i)})_{m+1} \right| \cdot \mathbb{1} \left\{ \text{iso}(\tilde{Y})_i \neq \text{iso}(\tilde{Y}^{(i)})_{m+1} \right\} \right] \\
& \leq \sqrt{\mathbb{E} \left[\left(\text{iso}(\tilde{Y})_i - \text{iso}(\tilde{Y}^{(i)})_{m+1} \right)^2 \right]} \cdot \sqrt{\mathbb{P} \left\{ \text{iso}(\tilde{Y})_i \neq \text{iso}(\tilde{Y}^{(i)})_{m+1} \right\}}.
\end{aligned}$$

Deterministically, we have

$$\begin{aligned}
\left| \text{iso}(\tilde{Y})_i - \text{iso}(\tilde{Y}^{(i)})_{m+1} \right| & \leq \max_{1 \leq j \leq n} \tilde{Y}_j^{(i)} - \min_{1 \leq j \leq n} \tilde{Y}_j^{(i)} \\
& \leq \left(\max_{1 \leq j \leq n} \mu_j^{(i)} - \min_{1 \leq j \leq n} \mu_j^{(i)} \right) + \left(\max_{1 \leq j \leq n} \tilde{Z}_j^{(i)} - \min_{1 \leq j \leq n} \tilde{Z}_j^{(i)} \right) \leq L_1 + 2 \max_{1 \leq j \leq n} |\tilde{Z}_j^{(i)}|,
\end{aligned}$$

and therefore,

$$\mathbb{E} \left[\left(\text{iso}(\tilde{Y})_i - \text{iso}(\tilde{Y}^{(i)})_{m+1} \right)^2 \right] \leq 2L_1^2 + 8\mathbb{E} \left[\max_{1 \leq j \leq n} |\tilde{Z}_j^{(i)}|^2 \right] \leq 2L_1^2 + 32\lambda^2 \log n,$$

since the $\tilde{Z}_j^{(i)}$'s are Gaussian with variances bounded by λ^2 , and the expected maximum of n χ_1^2 's is bounded by $4 \log n$ for any $n \geq 4$.

Next we bound $\mathbb{P} \left\{ \text{iso}(\tilde{Y})_i \neq \text{iso}(\tilde{Y}^{(i)})_{m+1} \right\}$. By the property (14) of isotonic regression, if $\text{iso}(\tilde{Y})_i \neq \text{iso}(\tilde{Y}^{(i)})_{m+1}$ then it must be the case that either $\text{iso}(\tilde{Y})_i = \text{iso}(\tilde{Y})_{i-m-1}$ or $\text{iso}(\tilde{Y})_i = \text{iso}(\tilde{Y})_{i+m+1}$. Now, since μ is L_0 -strictly increasing (6)), we have

$$|\mu_i - \mu_{i-m-1}| \geq \frac{L_0(m+1)}{n}$$

and so, by the triangle inequality, if $\text{iso}(\tilde{Y})_i = \text{iso}(\tilde{Y})_{i-m-1}$ then

$$\max \left\{ \left| \text{iso}(\tilde{Y})_i - \mu_i \right|, \left| \text{iso}(\tilde{Y})_{i-m-1} - \mu_{i-m-1} \right| \right\} \geq \frac{L_0(m+1)}{2n} > \sqrt[3]{\frac{40L_1\lambda^2 \log n}{n}},$$

where the last step holds by our definition of m . Applying the same reasoning to the second case (i.e., $\text{iso}(\tilde{Y})_i = \text{iso}(\tilde{Y})_{i+m+1}$) and combining the two cases, this yields

$$\mathbb{P} \left\{ \text{iso}(\tilde{Y})_i \neq \text{iso}(\tilde{Y}^{(i)})_{m+1} \right\} \leq \mathbb{P} \left\{ \max_{j \in \{i-m-1, i, i+m+1\}} \left| \text{iso}(\tilde{Y})_j - \mu_j \right| > \sqrt[3]{\frac{40L_1\lambda^2 \log n}{n}} \right\}. \tag{18}$$

Now, we recall Yang and Barber [2018]’s result (2)—since \tilde{Y} is L_1 -Lipschitz with λ -subgaussian noise, choosing probability $\delta = 1/n^2$ we have

$$\mathbb{P} \left\{ \max_{j_0 \leq j \leq n+1-j_0} |\text{iso}(\tilde{Y})_j - \mu_j^{(i)}| \leq \sqrt[3]{\frac{40L_1\lambda^2 \log n}{n}} \right\} \geq 1 - 1/n^2, \quad (19)$$

where $j_0 = \left(\frac{\lambda n \sqrt{5 \log n}}{L_1} \right)^{2/3}$. In order to apply this to bound (18), we need to ensure that $j_0 \leq i - m - 1$ and $i + m + 1 \leq n + 1 - j_0$. Plugging in our definition of m , this is equivalent to

$$\min\{i, n + 1 - i\} \geq \left\lceil \left(\frac{18\lambda n \sqrt{L_1 \log n}}{L_0^{3/2}} \right)^{2/3} \right\rceil + \left(\frac{\lambda n \sqrt{5 \log n}}{L_1} \right)^{2/3}. \quad (20)$$

Combining (19) with (18) we have $\mathbb{P} \left\{ \text{iso}(\tilde{Y})_i \neq \text{iso}(\tilde{Y}^{(i)})_{m+1} \right\} \leq 1/n^2$. Returning to our work above, therefore, we obtain

$$\left| \mathbb{E} [\text{iso}(\tilde{Y})_i] - \mathbb{E} [\text{iso}(\tilde{Y}^{(i)})_{m+1}] \right| \leq \frac{\sqrt{2L_1^2 + 32\lambda^2 \log n}}{n}. \quad (21)$$

3.3.3 Step 3: take a linear approximation

Finally, we will see that $\mathbb{E} [\text{iso}(\tilde{Y}^{(i)})_{m+1}]$ is not changed substantially if we replace it with a random vector that has linear means and has constant variance. Define

$$\check{\mu}_j = \frac{(i+m) - j}{2m} \cdot \mu_{i-m} + \frac{j - (i-m)}{2m} \cdot \mu_{i+m}, \quad i-m \leq j \leq i+m$$

and

$$\check{Z}_j = \frac{\sigma_i}{\sigma_j} \tilde{Z}_j, \quad i-m \leq j \leq i+m,$$

and finally let

$$\check{Y}^{(i)} = (\check{\mu}_{i-m} + \check{Z}_{i-m}, \dots, \check{\mu}_i + \check{Z}_i, \dots, \check{\mu}_{i+m} + \check{Z}_{i+m}).$$

This construction is illustrated in Figure 3.

We will now show that $\mathbb{E} \left[\left| \text{iso}(\tilde{Y}^{(i)})_{m+1} - \text{iso}(\check{Y}^{(i)})_i \right| \right]$ is small, so that we can use $\check{Y}^{(i)}$ to bound the bias of $\text{iso}(\tilde{Y})_i$. Using the “minimax” formulation of isotonic regression (10),

$$\begin{aligned} \text{iso}(\tilde{Y}^{(i)})_{m+1} &= \max_{1 \leq j \leq m+1} \min_{m+1 \leq k \leq 2m+1} \overline{\tilde{Y}^{(i)}}_{j:k} \\ &= \max_{1 \leq j \leq m+1} \min_{m+1 \leq k \leq 2m+1} \overline{\check{Y}^{(i)}}_{j:k} + \max_{1 \leq j \leq m+1 \leq k \leq 2m+1} \left(\overline{\tilde{Y}^{(i)}}_{j:k} - \overline{\check{Y}^{(i)}}_{j:k} \right) \\ &= \text{iso}(\check{Y}^{(i)})_{m+1} + \max_{1 \leq j \leq m+1 \leq k \leq 2m+1} \left(\overline{\tilde{Y}^{(i)}}_{j:k} - \overline{\check{Y}^{(i)}}_{j:k} \right). \end{aligned}$$

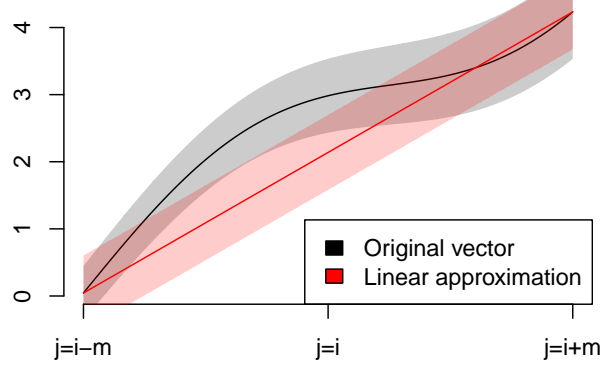


Figure 3: Illustration of the linear approximation (Step 3 of the proof of Theorem 1, with the distribution of $\tilde{Y}^{(i)}$ shown in black, and $\check{Y}^{(i)}$ in red. The means μ_j and $\check{\mu}_j$ are drawn as solid black and red lines, respectively, while the standard deviations of \tilde{Z}_j and \check{Z}_j are represented by the black and red shaded regions.

An analogous lower bound holds similarly, and so

$$\begin{aligned}
& \left| \mathbb{E} \left[\text{iso}(\tilde{Y}^{(i)})_{m+1} \right] - \mathbb{E} \left[\text{iso}(\check{Y}^{(i)})_{m+1} \right] \right| \\
& \leq \mathbb{E} \left[\max_{1 \leq j \leq m+1 \leq k \leq 2m+1} \left| \overline{\tilde{Y}^{(i)}}_{j:k} - \overline{\check{Y}^{(i)}}_{j:k} \right| \right] \\
& = \mathbb{E} \left[\max_{i-m \leq j \leq i \leq k \leq i+m} \left| \overline{(\mu + \tilde{Z})}_{j:k} - \overline{(\check{\mu} + \check{Z})}_{j:k} \right| \right] \quad \text{by definition of } \tilde{Y}^{(i)} \text{ and } \check{Y}^{(i)} \\
& \leq \max_{i-m \leq j \leq i \leq k \leq i+m} |\bar{\mu}_{j:k} - \check{\mu}_{j:k}| + \mathbb{E} \left[\max_{i-m \leq j \leq i \leq k \leq i+m} \left| \bar{\tilde{Z}}_{j:k} - \bar{\check{Z}}_{j:k} \right| \right] \\
& \leq \max_{i-m \leq j \leq i+m} |\mu_j - \check{\mu}_j| + \mathbb{E} \left[\max_{i-m \leq j \leq i \leq k \leq i+m} \left| \bar{\tilde{Z}}_{j:k} - \bar{\check{Z}}_{j:k} \right| \right].
\end{aligned}$$

Next, since the random vector $\check{Y}^{(i)}$ is Gaussian with a linear mean and with constant variance, by symmetry we can see that it has zero bias at its midpoint, i.e.,

$$\mathbb{E} \left[\text{iso}(\check{Y}^{(i)})_{m+1} \right] = \check{\mu}_i.$$

Therefore, by the triangle inequality,

$$\left| \mathbb{E} \left[\text{iso}(\tilde{Y}^{(i)})_{m+1} \right] - \mu_i \right| \leq 2 \max_{i-m \leq j \leq i+m} |\mu_j - \check{\mu}_j| + \mathbb{E} \left[\max_{i-m \leq j \leq i \leq k \leq i+m} \left| \bar{\tilde{Z}}_{j:k} - \bar{\check{Z}}_{j:k} \right| \right].$$

By definition of $\check{\mu}$ and the smoothness assumption (7), we have

$$\begin{aligned} & \max_{i-m \leq j \leq i+m} |\mu_j - \check{\mu}_j| \\ &= \max_{i-m \leq j \leq i+m} \left| \mu_j - \left(\frac{(i+m)-j}{2m} \cdot \mu_{i-m} + \frac{j-(i-m)}{2m} \cdot \mu_{i+m} \right) \right| \leq \frac{M}{4} \left(\frac{2m}{n} \right)^\beta, \end{aligned}$$

and therefore

$$\left| \mathbb{E} \left[\text{iso}(\tilde{Y}^{(i)})_{m+1} \right] - \mu_i \right| \leq \frac{M}{2} \left(\frac{2m}{n} \right)^\beta + \mathbb{E} \left[\max_{i-m \leq j \leq i \leq k \leq i+m} \left| \bar{\tilde{Z}}_{j:k} - \bar{\tilde{Z}}_{j:k} \right| \right].$$

Finally, to bound the last term, we have

$$\max_{i-m \leq j \leq i \leq k \leq i+m} \left| \bar{\tilde{Z}}_{j:k} - \bar{\tilde{Z}}_{j:k} \right| = \max_{i-m \leq j \leq i \leq k \leq i+m} \left| \frac{1}{k-j+1} \sum_{\ell=j}^k \tilde{Z}_\ell \cdot \left(1 - \frac{\sigma_i}{\sigma_\ell} \right) \right|.$$

Since the \tilde{Z}_j 's are independent zero-mean Gaussians, for each pair of indices j, k , we see that $\frac{1}{k-j+1} \sum_{\ell=j}^k \tilde{Z}_\ell \cdot \left(1 - \frac{\sigma_i}{\sigma_\ell} \right)$ is a zero-mean Gaussian with standard deviation

$$\frac{1}{k-j+1} \sqrt{\sum_{\ell=j}^k \sigma_\ell^2 \left(1 - \frac{\sigma_i}{\sigma_\ell} \right)^2} \leq \frac{1}{k-j+1} \sqrt{\sum_{\ell=j}^k \left(\frac{L_\sigma |\ell - i|}{n} \right)^2} \leq \frac{L_\sigma \sqrt{m}}{n},$$

and so

$$\mathbb{E} \left[\max_{i-m \leq j \leq i \leq k \leq i+m} \left| \bar{\tilde{Z}}_{j:k}^{(i)} - \bar{\tilde{Z}}_{j:k} \right| \right] \leq \frac{2L_\sigma \sqrt{m \log n}}{n},$$

since there are at most $n^2/2$ many choices of j, k . Combining everything, then,

$$\left| \mathbb{E} \left[\text{iso}(\tilde{Y}^{(i)})_{m+1} \right] - \mu_i \right| \leq \frac{M}{2} \left(\frac{2m}{n} \right)^\beta + \frac{2L_\sigma \sqrt{m \log n}}{n}.$$

Plugging in our choice of m , this simplifies to

$$\left| \mathbb{E} \left[\text{iso}(\tilde{Y}^{(i)})_{m+1} \right] - \mu_i \right| \leq C_3 \left[\left(\frac{\log n}{n} \right)^{\beta/3} + \left(\frac{\log n}{n} \right)^{2/3} \right], \quad (22)$$

for appropriately chosen C_3 .

3.3.4 Combining everything

Combining our three steps, we see that the bounds (16), (21), (22) combine to prove that

$$\left| \mathbb{E} [\text{iso}(Y)_i] - \mu_i \right| \leq C \max \left\{ \left(\frac{\log n}{n} \right)^{\beta/3}, \left(\frac{\log n}{n} \right)^{2/3}, \frac{(\log n)^{10/3}}{n^{2/3}}, \frac{\sqrt{\log n}}{n} \right\},$$

for C chosen appropriately as a function of all the assumption parameters. Since $\beta \leq 2$, the dominant term is $\left(\frac{\log n}{n}\right)^{\beta/3}$ for $\beta < 2$ or $\frac{(\log n)^{10/3}}{n^{2/3}}$ for $\beta = 2$. Examining the assumptions (17) and (20) on the index i , we see that this holds for all i satisfying

$$C'(\log n)^{1/3}n^{2/3} \leq i \leq n + 1 - C'(\log n)^{1/3}n^{2/3},$$

with C' chosen appropriately as a function of all the assumption parameters. This completes the proof of the theorem.

We remark that, if the noise is Gaussian, then Step 1 is not needed, and so the term $\frac{(\log n)^{10/3}}{n^{2/3}}$ does not appear in the upper bound. This means that the upper bound scales as $\left(\frac{\log n}{n}\right)^{\beta/3}$ both for the case $1 \leq \beta < 2$ and the case $\beta = 2$, under Gaussian noise.

3.4 Proofs of lower bounds (Theorems 2 and 3)

Our two lower bound results rely on a single type of construction. Fix any $L_1 > L_0 \geq 0$, $M > 0$, $\beta \in [1, 2]$. Consider a linear mean vector μ^{lin} , with entries

$$\mu_i^{\text{lin}} = a_n \cdot \frac{i}{n},$$

and a mean vector μ that adds an oscillation,

$$\mu = \mu^{\text{lin}} + b_n \Delta \text{ where } \Delta_i = \sin\left(c_n \cdot \frac{i}{n}\right).$$

We will specify $a_n, b_n, c_n \geq 0$ later on, but for the moment we assume that

$$b_n c_n \leq a_n \quad \text{and} \quad C_1 \leq c_n \leq C_2 n \quad \text{and} \quad \frac{C_3}{\sqrt{n \log n}} \leq a_n \leq \frac{C_4 (c_n)^{3/2}}{(\log n)^2 \sqrt{n}}, \quad (23)$$

where C_1, C_2, C_3, C_4 will not depend on n and will be specified later on. The first condition, $a_n \geq b_n c_n$, ensures that μ is monotone nondecreasing. The second condition, essentially requiring that $1 \ll c_n \ll n$, ensures that the oscillations of Δ are visible on the discrete points $i = 1, \dots, n$ —that is, the sine wave completes many full cycles over the points $i = 1, \dots, n$, and each cycle contains many indices i . The third condition will be necessary for some calculations later on.

Now let $Z \sim \mathcal{N}(\mathbf{0}_n, \sigma^2 \mathbf{I}_n)$ for some $\sigma^2 > 0$, and define $Y = \mu + Z$ and $Y^{\text{lin}} = \mu^{\text{lin}} + Z$. We will see that the nonlinear oscillations in Y cannot be fully recovered by isotonic regression, that is, $\text{iso}(Y)$ is too similar to $\text{iso}(Y^{\text{lin}})$, and therefore the bias in $\text{iso}(Y)$ achieves a lower bound. This construction is illustrated in Figure 4.

The remainder of the proof will follow these steps:

- **Step 1:** We will show that

$$\mu_i \geq \mu_i^{\text{lin}} + 0.8b_n \text{ for at least } C_5 n \text{ many indices } i, \quad (24)$$

where C_5 will be specified later.

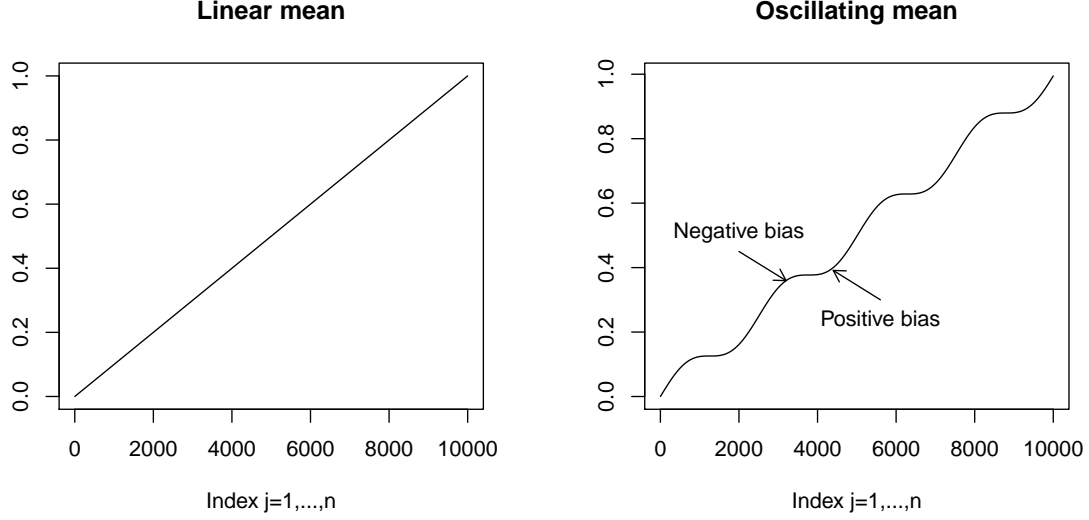


Figure 4: Illustration of the construction for the lower bound results (Theorems 2 and 3). The figure on the left illustrates the linear mean μ^{lin} , while the figure on the right illustrates the oscillating mean $\mu = \mu^{\text{lin}} + b_n \Delta$.

- **Step 2:** We will show that, for all indices i ,

$$\text{iso}(Y)_i \leq \text{iso}(Y^{\text{lin}})_i + b_n.$$

- **Step 3:** We will show that, for all indices i ,

$$\text{If } k_i(Y^{\text{lin}}) \geq i + \frac{C_6 n}{c_n} \text{ then } \text{iso}(Y)_i \leq \text{iso}(Y^{\text{lin}})_i + 0.2b_n,$$

where C_6 will be specified later.

- **Step 4:** We will show that

$$\mathbb{P} \left\{ k_i(Y^{\text{lin}}) \geq i + \frac{C_6 n}{c_n} \right\} \geq 0.5 \text{ for at least } (1 - 0.5C_5)n \text{ many indices } i.$$

Combining Steps 2, 3, and 4, we see that

$$\mathbb{E} [\text{iso}(Y)_i] \leq \mathbb{E} [\text{iso}(Y^{\text{lin}})_i] + 0.6b_n \text{ for at least } (1 - 0.5C_5)n \text{ many indices } i. \quad (25)$$

Combining this with Step 1, therefore, there must be at least $0.5C_5n$ many indices i for which the bounds (24) and (25) both hold. Applying the triangle inequality, we then have

$$|\mathbb{E} [\text{iso}(Y)_i] - \mu_i| + |\mathbb{E} [\text{iso}(Y^{\text{lin}})_i] - \mu_i^{\text{lin}}| \geq 0.2b_n$$

for all such i . This means that, for either Y or Y^{lin} , it holds that the bias satisfies the lower bound $0.1b_n$ for at least $0.25C_5n$ many indices i . By choosing a_n, b_n, c_n appropriately, this will establish the lower bounds that we need.

We next give the details for the choice of a_n, b_n, c_n for the two theorems, and then return to proving the bounds in Steps 1, 2, 3, 4 above.

3.4.1 Completing the proof of Theorem 2

We now need to choose a_n, b_n, c_n to establish the lower bound as a function of the Hölder exponent β . We will choose

$$a_n = \frac{L_1 + L_0}{2}, \quad b_n = \min \left\{ \frac{M}{2}, \frac{L_1 - L_0}{2} \right\} \cdot (n(\log n)^5)^{-\beta/3}, \quad c_n = n^{1/3}(\log n)^{5/3}.$$

First we check that the choices of a_n, b_n, c_n satisfy the requirements (23) for the steps of the proof, which is trivial to verify.

Next, it's clear that μ, μ^{lin} are both L_1 -Lipschitz (5) and L_0 -strictly increasing (6). Finally we verify the Hölder smoothness condition (7). For μ^{lin} this is trivial since it is a linear mean. For μ , we can write

$$\mu_i = f(i/n) \text{ where } f(t) = a_n \cdot t + b_n \cdot \sin(c_n t),$$

for which we have

$$|f'(t_0) - f'(t_1)| = b_n c_n \cdot |\cos(c_n t_0) - \cos(c_n t_1)| \leq b_n c_n \cdot \min\{c_n |t_0 - t_1|, 2\}.$$

Now we check that this is bounded by $M|t_0 - t_1|^{\beta-1}$. If the first term in the minimum is larger, i.e., $|t_0 - t_1| \geq 2/c_n$, then

$$M|t_0 - t_1|^{\beta-1} \geq M(2/c_n)^{\beta-1} \geq 2b_n c_n,$$

by our choice of b_n, c_n . If instead the second term in the minimum is larger, i.e., $|t_0 - t_1| \leq 2/c_n$, then

$$M|t_0 - t_1|^{\beta-1} = \frac{M|t_0 - t_1|}{|t_0 - t_1|^{2-\beta}} \geq \frac{M|t_0 - t_1|}{(2/c_n)^{2-\beta}} \geq b_n (c_n)^2 |t_0 - t_1|,$$

by our choice of b_n, c_n . Therefore the function f is (β, M) -Hölder smooth, and so this property is inherited by the vector μ . This verifies that μ, μ^{lin} each satisfy the assumptions needed for the theorem.

Applying the calculations above, we see that the bias of either Y or Y^{lin} satisfies the lower bound $0.1b_n$ for at least $0.25C_5n$ many indices i . Since b_n scales as $(n(\log n)^5)^{-\beta/3}$, this proves the desired result.

3.4.2 Completing the proof of Theorem 3

We next need to choose a_n, b_n, c_n to establish the lower bound in the setting where the signal is nearly flat rather than strictly increasing with some positive parameter L_0 . We define

$$a_n = M(n^{1/5} \log(n))^{-1}, \quad b_n = M(n^{1/5} \log(n))^{-2}, \quad c_n = n^{1/5} \log(n).$$

First we check that the choices of a_n, b_n, c_n satisfy the requirements (23) for the steps of the proof, which is trivial to verify.

Next, for sufficiently large n we have $0 \leq a_n + b_n c_n \leq L_1$, and so μ, μ^{lin} are both L_1 -Lipschitz and are monotone nondecreasing (i.e., L_0 -increasing with $L_0 = 0$). Finally, μ^{lin} is linear and therefore satisfies smoothness, while for μ we can verify that

$$\mu_i = f(i/n) \text{ where } f(t) = a_n \cdot t + b_n \cdot \sin(c_n t)$$

for which we have

$$|f''(t)| = b_n(c_n)^2 |\sin(c_n t)| \leq b_n(c_n)^2 = M,$$

and so μ is (β, M) -Hölder smooth for $\beta = 2$. This verifies that μ, μ^{lin} each satisfy the assumptions needed for the theorem.

Applying the calculations above, we see that the bias of either Y or Y^{lin} satisfies the lower bound $0.1b_n$ for at least $0.25C_5n$ many indices i . Since b_n scales as $(n^{1/5} \log(n))^{-2}$, this proves the desired result.

3.4.3 Proof of Step 1

The sine wave Δ , given by $\Delta_i = \sin(c_n \cdot i/n)$, has period $\asymp n/c_n$, and we recall that we have assumed that $C_1 \leq c_n \leq C_2 n$. This means that, for any $c \in (0, 1)$, we can trivially show that, if n is sufficiently large,

$$\Delta_i \geq 1 - c \text{ for at least } c'n \text{ many indices } i \in \{1, \dots, n\}$$

for some $c' > 0$ that only depends on c, C_1, C_2 and not on n or c_n . Choosing $c = 0.2$, we then set $C_5 = c'$ to establish Step 1.

3.4.4 Proof of Step 2

By definition, we have

$$|Y_i - Y_i^{\text{lin}}| = |\mu_i - \mu_i^{\text{lin}}| = b_n |\Delta_i| \leq b_n$$

for all i , and therefore, it holds deterministically that

$$|\text{iso}(Y)_i - \text{iso}(Y^{\text{lin}})_i| \leq b_n$$

for all i (this holds since $\|\text{iso}(y) - \text{iso}(y')\|_\infty \leq \|y - y'\|_\infty$ for any $y, y' \in \mathbb{R}^n$, by Yang and Barber [2018, Lemma 1]).

3.4.5 Proof of Step 3

Next, we fix any index i , and consider the minimax formulation of isotonic regression as in (10) and (11):

$$\begin{aligned}
\text{iso}(Y)_i &= \max_{j \leq i} \min_{k \geq i} \bar{Y}_{j:k} \\
&= \min_{k \geq i} \bar{Y}_{j_i(Y):k} \\
&= \min_{k \geq i} \left(\bar{Y}_{j_i(Y):k}^{\text{lin}} + b_n \bar{\Delta}_{j_i(Y):k} \right) \\
&\leq \bar{Y}_{j_i(Y):k_i(Y^{\text{lin}})}^{\text{lin}} + b_n \bar{\Delta}_{j_i(Y):k_i(Y^{\text{lin}})} \\
&\leq \max_{j \leq i} \bar{Y}_{j:k_i(Y^{\text{lin}})}^{\text{lin}} + b_n \bar{\Delta}_{j_i(Y):k_i(Y^{\text{lin}})} \\
&= \text{iso}(Y^{\text{lin}})_i + b_n \bar{\Delta}_{j_i(Y):k_i(Y^{\text{lin}})}.
\end{aligned}$$

Therefore, it suffices to show that, for an appropriately chosen C_6 ,

$$\text{If } k_i(Y^{\text{lin}}) \geq i + C_6 n / c_n \text{ then } \bar{\Delta}_{j_i(Y):k_i(Y^{\text{lin}})} \leq 0.2,$$

Since $j_i(Y) \leq i$ by definition, we can weaken this to the statement

$$\bar{\Delta}_{j:k} \leq 0.2 \text{ for all indices } j, k \in \{1, \dots, n\} \text{ with } k \geq j + C_6 n / c_n.$$

Since Δ is a sine wave with period $\asymp n/c_n$, and we have assumed that $C_1 \leq c_n \leq C_2 n$, it's clear that this will hold for sufficiently large C_6 depending only on C_1, C_2 and not on n or c_n .

3.4.6 Proof of Step 4

For this step we will use the breakpoint lemma. We have

$$\sum_{j=\ell-m+1}^{\ell+m} (\mu_j^{\text{lin}} - \mu_\ell^{\text{lin}})^2 \leq 2m \left(\frac{a_n m}{n} \right)^2$$

for any $m \geq 1$ and any ℓ with $m \leq \ell \leq n - m$. Choose $m = \left\lceil \left(\frac{n}{a_n \sqrt{\log n}} \right)^{2/3} \right\rceil$, and note that $m \geq \frac{\log n}{C_2(C_4)^{2/3}}$ by our assumptions (23), which satisfies $m \geq 2$ for sufficiently large n . Applying Lemma 1 combined with the property (13) of isotonic regression, we have

$$\mathbb{P} \left\{ \text{iso}(Y^{\text{lin}})_\ell \neq \text{iso}(Y^{\text{lin}})_{\ell+1} \right\} \leq \frac{C_8 \log n}{m},$$

where C_8 depends only on σ^2 . This implies that

$$\begin{aligned} \mathbb{P} \left\{ k_i(Y^{\text{lin}}) < i + \frac{m}{3C_8 \log n} \right\} \\ = \mathbb{P} \left\{ \text{iso}(Y^{\text{lin}})_\ell \neq \text{iso}(Y^{\text{lin}})_{\ell+1} \text{ for some } i \leq \ell \leq i + \frac{m}{3C_8 \log n} \right\} \\ \leq \left(\frac{m}{3C_8 \log n} + 1 \right) \cdot \frac{C_8 \log n}{m} \leq \frac{1}{3} + C_2(C_4)^{2/3} C_8 \leq 0.5, \end{aligned}$$

as long as i satisfies

$$m \leq i \leq n - m - \frac{m}{3C_8 \log n}$$

and the constant C_4 in our assumption (23) is chosen to be sufficiently small.

This completes Step 4 as long as

$$\frac{C_6 n}{c_n} \leq \frac{m}{3C_8 \log n} = \frac{1}{C_8 \log n} \left\lceil \left(\frac{n}{a_n \sqrt{\log n}} \right)^{2/3} \right\rceil$$

and

$$2m + \frac{m}{3C_8 \log n} = \left(2 + \frac{1}{3 + C_8 \log n} \right) \left\lceil \left(\frac{n}{a_n \sqrt{\log n}} \right)^{2/3} \right\rceil \leq 0.5 C_5 n.$$

These conditions both hold for a_n, c_n selected as in the proofs of the two theorems above (recalling condition (23), with C_3 chosen to be sufficiently large and C_4 sufficiently small).

Acknowledgements

R.F.B. was partially supported by the National Science Foundation via grant DMS-1654076 and by an Alfred P. Sloan fellowship. G.R. was partially supported by the National Science Foundation via grant DMS-1811767 and by the National Institute of Health via grant R01 GM131381-01. H. S. was partially supported by the National Institute of Health via grant R01 GM131381-01. The authors thank Sabyasachi Chatterjee for helpful discussions.

References

- Erik Sparre Andersen. On the fluctuations of sums of random variables ii. *MATHEMATICA SCANDINAVICA*, 2:194–222, Dec. 1954. doi: 10.7146/math.scand.a-10407. URL <https://www.msand.dk/article/view/10407>.
- Moulinath Banerjee, Cecile Durot, and Bodhisattva Sen. Divide and conquer in non-standard problems and the super-efficiency phenomenon. *ArXiv e-prints*, 2016.

- Richard E Barlow, David J Bartholomew, JM Bremner, and HD Brunk. Statistical inference under order restrictions: The theory and application of isotonic regression. *Wiley New York*, 1972.
- D. J. Bartholomew. A test for homogeneity for ordered alternatives. *Biometrika*, 46: 36–48, 1959a.
- D. J. Bartholomew. A test for homogeneity for ordered alternatives ii. *Biometrika*, 46: 328–335, 1959b.
- Hugh D. Brunk. Maximum likelihood estimates of monotone parameters. *Annals of Mathematical Statistics*, 26:607–616, 1955.
- Hugh D. Brunk. Estimation of isotonic regression. *Issue 33 of Technical report, mathematical sciences*, 1969.
- Eric Cator. Adaptivity and optimality of the monotone least-squares estimator. *Bernoulli*, 17(2):714–735, 05 2011. doi: 10.3150/10-BEJ289. URL <https://doi.org/10.3150/10-BEJ289>.
- Sabyasachi Chatterjee, Adityanand Guntuboyina, and Bodhisattva Sen. On risk bounds in isotonic and other shape restricted regression problems. *The Annals of Statistics*, 43:1774–1800, 08 2015. doi: 10.1214/15-AOS1324.
- J. de Leeuw, K. Hornik, and P. Mair. Isotone optimization in r: Pool-adjacent-violators (pava) and active set methods. *Journal of Statistical Software*, 32:1–24, 2009.
- Cécile Durot. Sharp asymptotics for isotonic regression. *Probability Theory and Related Fields*, 122(2):222–240, Feb 2002. ISSN 1432-2064. doi: 10.1007/s004400100171. URL <https://doi.org/10.1007/s004400100171>.
- Adityanand Guntuboyina and Bodhisattva Sen. Nonparametric shape-restricted regression. *Statistical Science*, 33:568–594, 2018.
- Qihang Han, Tengyao Wang, Sabyasachi Chatterjee, and Richard J. Samworth. Isotonic regression in general dimensions. *ArXiv e-prints*, 2017.
- Beatrice Laurent and Pascal Massart. Adaptive estimation of a quadratic functional by model selection. *Annals of Statistics*, pages 1302–1338, 2000.
- R. E. Miles. The complete amalgamation into blocks, by weighted means, of a finite set of real numbers. *Biometrika*, 46:317–327, 1959.
- AI Sakhanenko. Convergence rate in the invariance principle for non-identically distributed variables with exponential moments. *Advances in Probability Theory: Limit Theorems for Sums of Random Variables*, pages 2–73, 1985.

A Additional proofs

A.1 Proof of breakpoint lemma (Lemma 1)

In Section 3.2, we proved Lemma 3, which establishes the desired result for the case of a standard Gaussian. We now need to reduce to this case.

First, we reduce to a shorter subsequence of length $2m$. Define

$$\tilde{Y} = (Y_{i-m+1}, Y_{i-m+2}, \dots, Y_{i+m}).$$

The property (13) of isotonic regression implies that

$$\mathbb{P} \{ \text{iso}(Y)_i \neq \text{iso}(Y)_{i+1} \} \leq \mathbb{P} \{ \text{iso}(\tilde{Y})_m \neq \text{iso}(\tilde{Y})_{m+1} \},$$

so we now only need to bound this last probability.

Next we show that, since the means μ_j and variances σ_j^2 are nearly constant over $j = i - m + 1, \dots, i + m$, we can reduce to a standard Gaussian where the means and variances are constant. We first state a trivial result comparing multivariate Gaussians, which we prove in Appendix A.3:

Lemma 5. *Fix any integer $k \geq 2$, and any $a_1, \dots, a_k \in \mathbb{R}$ and $b_1, \dots, b_k > 0$. Let*

$$V \sim \mathcal{N}((a_1, \dots, a_k), \text{diag}\{b_1^2, \dots, b_k^2\}) \quad \text{and} \quad W \sim \mathcal{N}(\bar{a}\mathbf{1}_k, \bar{b}^2\mathbf{I}_k),$$

where

$$\bar{a} = \frac{1}{k} \sum_{i=1}^k a_i \quad \text{and} \quad \bar{b}^2 = \frac{1}{k} \sum_{i=1}^k b_i^2.$$

Suppose that

$$\sum_{i=1}^k \left(\frac{a_i - \bar{a}}{\bar{b}} \right)^2 \leq \frac{C'_1}{\log k} \quad \text{and} \quad \max_{i=1, \dots, k} \left| \frac{b_i^2}{\bar{b}^2} - 1 \right| \leq \frac{C'_2}{\sqrt{k \log k}}.$$

Then, for any $c > 0$ and any measurable $\mathcal{A} \subseteq \mathbb{R}^k$,

$$\mathbb{P} \{ V \in \mathcal{A} \} \leq C'_3 \cdot \left(\mathbb{P} \{ W \in \mathcal{A} \} + k^{-c} \right),$$

where C'_3 depends only on c, C'_1, C'_2 and not on k .

Now we apply this result to \tilde{Y} . Let $\tilde{Y} \sim \mathcal{N}(\bar{\mu}\mathbf{1}_{2m}, \bar{\sigma}^2\mathbf{I}_{2m})$, with $\bar{\mu}, \bar{\sigma}$ defined as in the statement of Lemma 1. Then applying Lemma 5 with $k = 2m$, $c = 1$, and with the set \mathcal{A} defined as

$$\mathcal{A} = \{y \in \mathbb{R}^{2m} : \text{iso}(y)_m \neq \text{iso}(y)_{m+1}\},$$

we see that the conditions of Lemma 5 are satisfied for some C'_1, C'_2 depending only on the values C_1, C_2 in the statement of Lemma 1. So, we have

$$\mathbb{P}\left\{\text{iso}(\tilde{Y})_m \neq \text{iso}(\tilde{Y})_{m+1}\right\} \leq C'_3 \left(\mathbb{P}\left\{\text{iso}(\tilde{Y})_m \neq \text{iso}(\tilde{Y})_{m+1}\right\} + \frac{1}{m}\right),$$

where C'_3 depends only on C_1, C_2 .

Finally, consider a standard multivariate Gaussian, $Z \sim \mathcal{N}(\mathbf{0}_{2m}, \mathbf{I}_{2m})$. Clearly we can write $\tilde{Y} = \bar{\mu}\mathbf{1}_{2m} + \bar{\sigma}Z$, and so $\text{iso}(\tilde{Y}) = \bar{\mu}\mathbf{1}_{2m} + \bar{\sigma} \cdot \text{iso}(Z)$ by the property (12) of isotonic regression. This implies that

$$\mathbb{P}\left\{\text{iso}(\tilde{Y})_m \neq \text{iso}(\tilde{Y})_{m+1}\right\} = \mathbb{P}\left\{\text{iso}(Z)_m \neq \text{iso}(Z)_{m+1}\right\} \leq \frac{\log m}{m-1},$$

where the last step applies Lemma 3.

We have therefore proved that

$$\mathbb{P}\left\{\text{iso}(\tilde{Y})_i \neq \text{iso}(\tilde{Y})_{i+1}\right\} \leq C'_3 \left(\frac{\log m}{m-1} + \frac{1}{m}\right),$$

which completes the proof of Lemma 1 with C_3 chosen appropriately.

A.2 Proof of Gaussian coupling lemma (Lemma 4)

Our lemma is a consequence of Sakhanenko [1985]'s Gaussian coupling result:

Theorem 4 (Sakhanenko [1985, Theorem 1]). *Suppose that Z_1, \dots, Z_n are independent random variables with $\mathbb{E}[Z_j] = 0$ and $\text{Var}(Z_j) = \sigma_j^2$, and that for some $\nu > 0$, each Z_j satisfies*

$$\mathbb{E}\left[\nu|Z_j|^3 e^{\nu|Z_j|}\right] \leq \sigma_j^2.$$

Then there exists a coupling between (Z_1, \dots, Z_n) and $(\tilde{Z}_1, \dots, \tilde{Z}_n) \sim \mathcal{N}(0, \text{diag}\{\sigma_1^2, \dots, \sigma_n^2\})$ that satisfies

$$\mathbb{E}\left[\exp\left\{c\nu \max_{1 \leq j \leq n} \left|\sum_{k=1}^j Z_k - \sum_{k=1}^j \tilde{Z}_k\right|\right\}\right] \leq 1 + \nu \sqrt{\sum_{j=1}^n \sigma_j^2},$$

where $c > 0$ is a universal constant.

Now define $Z_j = Y_j - \mu_j$ for $j = 1, \dots, n$. To apply Theorem 4, we will first work with the sequence Z_i, Z_{i+1}, \dots, Z_n instead of Z_1, \dots, Z_n , i.e. we begin at the index i . Since each Z_j is (λ, τ) -subexponential, it therefore satisfies the assumption $\mathbb{E}[\nu|Z_j|^3 e^{\nu|Z_j|}] \leq \sigma_{\min}^2 \leq \sigma_j^2$ when we choose ν as an appropriate function of λ, τ , and σ_{\min} . By Theorem 4, then, we have a coupling between (Z_i, \dots, Z_n) and $(\tilde{Z}_i, \dots, \tilde{Z}_n) \sim \mathcal{N}(0, \text{diag}\{\sigma_i^2, \dots, \sigma_n^2\})$ such that

$$\mathbb{E} \left[\exp \left\{ c\nu \max_{i \leq j \leq n} \left| \sum_{k=i}^j Z_k - \sum_{k=i}^j \tilde{Z}_k \right| \right\} \right] \leq 1 + \nu \sqrt{\sum_{j=i}^n \sigma_j^2} \leq 1 + \nu \lambda \sqrt{n}$$

(where we recall that $\max_j \sigma_j \leq \lambda$ by the subexponential tails assumption (8) on the original noise terms Z_j). In particular, this implies that

$$\mathbb{P} \left\{ \max_{i \leq j \leq n} \left| \sum_{k=i}^j Z_k - \sum_{k=i}^j \tilde{Z}_k \right| \leq C \log(n/\delta) \right\} \geq 1 - \delta \quad (26)$$

for all $\delta > 0$, when C is chosen appropriately as a function of $\lambda, \tau, \sigma_{\min}$. Following an identical argument on the sequence $Z_{i-1}, Z_{i-2}, \dots, Z_1$, we can construct a coupling of (Z_1, \dots, Z_{i-1}) to a Gaussian vector $(\tilde{Z}_1, \dots, \tilde{Z}_{i-1}) \sim \mathcal{N}(0, \text{diag}\{\sigma_1^2, \dots, \sigma_{i-1}^2\})$ such that

$$\mathbb{P} \left\{ \max_{1 \leq j \leq i-1} \left| \sum_{k=j}^{i-1} Z_k - \sum_{k=j}^{i-1} \tilde{Z}_k \right| \leq C \log(n/\delta) \right\} \geq 1 - \delta. \quad (27)$$

Finally, since (Z_1, \dots, Z_{i-1}) and (Z_i, \dots, Z_n) are independent, we can also take $(\tilde{Z}_1, \dots, \tilde{Z}_{i-1})$ and $(\tilde{Z}_i, \dots, \tilde{Z}_n)$ to be independent, and thus we have a coupling between Z and a Gaussian random vector $\tilde{Z} \sim \mathcal{N}(0, \text{diag}\{\sigma_1^2, \dots, \sigma_n^2\})$ such that both (26) and (27) hold, which implies that

$$\mathbb{P} \left\{ \max_{1 \leq j \leq i \leq k \leq n} \left| \sum_{\ell=j}^k Z_\ell - \sum_{\ell=j}^k \tilde{Z}_\ell \right| \leq 2C \log(n/\delta) \right\} \geq 1 - 2\delta. \quad (28)$$

Let $\Delta = Z - \tilde{Z}$ denote the error in the coupling constructed above, and $\tilde{Y} = \mu + \tilde{Z}$. We therefore have $\bar{Y}_{j:k} = \bar{\tilde{Y}}_{j:k} + \bar{\Delta}_{j:k}$ for all indices j, k . Now, for each i , let

$$j_i(\tilde{Y}) = \min\{j : \text{iso}(\tilde{Y})_j = \text{iso}(\tilde{Y})_i\} \text{ and } k_i(\tilde{Y}) = \max\{k : \text{iso}(\tilde{Y})_k = \text{iso}(\tilde{Y})_i\}$$

as in (11), which are the endpoints of the constant segment of the isotonic projection $\text{iso}(\tilde{Y})$ containing index i . Using the definition of isotonic regression, we calculate

$$\begin{aligned} \text{iso}(Y)_i &= \max_{j \leq i} \min_{k \geq i} \bar{Y}_{j:k} \leq \max_{j \leq i} \bar{Y}_{j:k_i(\tilde{Y})} \leq \max_{j \leq i} \bar{\tilde{Y}}_{j:k_i(\tilde{Y})} + \max_{j \leq i} \bar{\Delta}_{j:k_i(\tilde{Y})} \\ &= \text{iso}(\tilde{Y})_i + \max_{j \leq i} \bar{\Delta}_{j:k_i(\tilde{Y})} \leq \text{iso}(\tilde{Y})_i + \frac{1}{k_i(\tilde{Y}) - i + 1} \cdot \max_{1 \leq j \leq i \leq k \leq n} \left| \sum_{\ell=j}^k \Delta_\ell \right|. \end{aligned}$$

Similarly we can show that

$$\text{iso}(Y)_i \geq \text{iso}(\tilde{Y})_i - \frac{1}{i - j_i(\tilde{Y}) + 1} \cdot \max_{1 \leq j \leq i \leq k \leq n} \left| \sum_{\ell=j}^k \Delta_\ell \right|.$$

Therefore,

$$\begin{aligned} \mathbb{E} \left[\left| \text{iso}(Y)_i - \text{iso}(\tilde{Y})_i \right| \right] &\leq \mathbb{E} \left[\left(\frac{1}{i - j_i(\tilde{Y}) + 1} + \frac{1}{k_i(\tilde{Y}) - i + 1} \right) \cdot \max_{1 \leq j \leq i \leq k \leq n} \left| \sum_{\ell=j}^k \Delta_\ell \right| \right] \\ &\leq c' \log n \left(\mathbb{E} \left[\frac{1}{i - j_i(\tilde{Y}) + 1} \right] + \mathbb{E} \left[\frac{1}{k_i(\tilde{Y}) - i + 1} \right] \right) + \mathbb{E} \left[\left(\max_{1 \leq j \leq i \leq k \leq n} \left| \sum_{\ell=j}^k \Delta_\ell \right| - c' \log n \right)_+ \right] \end{aligned}$$

for any $c' > 0$. We can further calculate

$$\begin{aligned} \mathbb{E} \left[\left(\max_{1 \leq j \leq i \leq k \leq n} \left| \sum_{\ell=j}^k \Delta_\ell \right| - c' \log n \right)_+ \right] &\leq \int_{t \geq c' \log n} \mathbb{P} \left\{ \max_{1 \leq j \leq i \leq k \leq n} \left| \sum_{\ell=j}^k \Delta_\ell \right| > t \right\} dt \\ &\stackrel{\text{by (28)}}{\leq} \int_{t \geq c' \log n} 2ne^{-t/2C} dt = 4Cne^{-(c' \log n)/2C} \leq \frac{1}{n}, \end{aligned}$$

when c' is chosen as an appropriate function of C . Combining what we have so far, then,

$$\mathbb{E} \left[\left| \text{iso}(Y)_i - \text{iso}(\tilde{Y})_i \right| \right] \leq c' \log n \left(\mathbb{E} \left[\frac{1}{i - j_i(\tilde{Y}) + 1} \right] + \mathbb{E} \left[\frac{1}{k_i(\tilde{Y}) - i + 1} \right] \right) + \frac{1}{n}.$$

We will now bound these expected values.

For any $\ell \geq 1$ with $i + \ell \leq n$, it is trivial to see that

$$\mathbb{P} \left\{ k_i(\tilde{Y}) - i + 1 = \ell \right\} = \mathbb{P} \left\{ k_i(\tilde{Y}) = \ell + i - 1 \right\} \leq \mathbb{P} \left\{ \text{iso}(\tilde{Y})_{\ell+i-1} \neq \text{iso}(\tilde{Y})_{\ell+i} \right\}.$$

Therefore, for any $\ell_{\max} \geq 1$ with $i + \ell_{\max} \leq n$,

$$\begin{aligned} \mathbb{E} \left[\frac{1}{k_i(\tilde{Y}) - i + 1} \right] &\leq \sum_{\ell=1}^{\ell_{\max}} \frac{\mathbb{P} \left\{ k_i(\tilde{Y}) - i + 1 = \ell \right\}}{\ell} + \frac{1}{\ell_{\max}} \\ &\leq \sum_{\ell=1}^{\ell_{\max}} \frac{\mathbb{P} \left\{ \text{iso}(\tilde{Y})_{\ell+i-1} \neq \text{iso}(\tilde{Y})_{\ell+i} \right\}}{\ell} + \frac{1}{\ell_{\max}}. \end{aligned}$$

Next, we will use the breakpoint lemma (Lemma 1) to bound these probabilities. Fix

$$m = \ell_{\max} = \left\lceil \frac{n^{2/3}}{(\log n)^{1/3}} \right\rceil.$$

We apply the lemma at the index $i'(\ell) = \ell + i - 1$ in place of i . Since we've assumed that $\frac{C_2 n^{2/3}}{(\log n)^{1/3}} \leq i \leq n - \frac{C_2 n^{2/3}}{(\log n)^{1/3}}$, it's trivial to check that $m \leq i'(\ell) \leq n - m$ for an appropriate choice of C_2 . Next, since the means μ_j are L_1 -Lipschitz (5) and the standard deviations σ_j are L_σ -Lipschitz (9), we can verify that the assumptions (15) are satisfied for C_1, C_2 depending only on L_1, L_σ (and not on n). Therefore

$$\mathbb{P} \left\{ \text{iso}(\tilde{Y})_{i'(\ell)} \neq \text{iso}(\tilde{Y})_{i'(\ell)+1} \right\} \leq \frac{C_3 (\log n)^{4/3}}{n^{2/3}}$$

for all $\ell = 1, \dots, \ell_{\max}$, where C_3 depends only on C_1, C_2 . Returning to the work above, then,

$$\mathbb{E} \left[\frac{1}{k_i(\tilde{Y}) - i + 1} \right] \leq \sum_{\ell=1}^{\ell_{\max}} \frac{\frac{C_3 (\log n)^{4/3}}{n^{2/3}}}{\ell} + \frac{1}{\ell_{\max}} \leq \frac{C' (\log n)^{7/3}}{n^{2/3}},$$

where C' is chosen appropriately as a function of C_3 . An identical argument holds for bounding $\mathbb{E} \left[\frac{1}{i - j_i(\tilde{Y}) + 1} \right]$. Combining everything, we see that

$$\mathbb{E} \left[\left| \text{iso}(Y)_i - \text{iso}(\tilde{Y})_i \right| \right] \leq \frac{c' \cdot C' \cdot (\log n)^{10/3}}{n^{2/3}} + \frac{1}{n},$$

which proves the coupling lemma for an appropriately chosen C_1 .

A.3 Proof of Lemma 5

First we define likelihoods,

$$f_V(x) = \frac{1}{(2\pi)^{k/2} \prod_{i=1}^k b_i} \exp \left\{ - \sum_{i=1}^k (x_i - a_i)^2 / 2b_i^2 \right\}$$

and

$$f_W(x) = \frac{1}{(2\pi)^{k/2} \bar{b}^k} \exp \left\{ - \sum_{i=1}^k (x_i - \bar{a})^2 / 2\bar{b}^2 \right\}.$$

Define the set

$$\mathcal{B} = \{x \in \mathbb{R}^k : f_V(x) > C'_3 \cdot f_W(x)\},$$

where C'_3 will be defined below. Then

$$\mathbb{P} \{V \in \mathcal{A}\} \leq \mathbb{P} \{V \in \mathcal{B}\} + \mathbb{P} \{V \in \mathcal{A} \setminus \mathcal{B}\},$$

and

$$\begin{aligned}
\mathbb{P}\{V \in \mathcal{A} \setminus \mathcal{B}\} &= \int_{x \in \mathbb{R}^k} \mathbb{1}\{x \in \mathcal{A} \setminus \mathcal{B}\} \cdot f_V(x) \, dx \\
&= \int_{x \in \mathbb{R}^k} \mathbb{1}\{x \in \mathcal{A} \setminus \mathcal{B}\} \cdot \frac{f_V(x)}{f_W(x)} \cdot f_W(x) \, dx \\
&\leq \int_{x \in \mathbb{R}^k} \mathbb{1}\{x \in \mathcal{A} \setminus \mathcal{B}\} \cdot C'_3 \cdot f_W(x) \, dx \\
&= C'_3 \cdot \mathbb{P}\{W \in \mathcal{A} \setminus \mathcal{B}\} \\
&\leq C'_3 \cdot \mathbb{P}\{W \in \mathcal{A}\},
\end{aligned}$$

where the first inequality holds by definition of \mathcal{B} . Therefore, we now only need to bound $\mathbb{P}\{V \in \mathcal{B}\}$. We calculate

$$\begin{aligned}
\frac{f_V(V)}{f_W(V)} &= \frac{\frac{1}{(2\pi)^{k/2} \prod_{i=1}^k b_i} \exp\left\{-\sum_{i=1}^k (V_i - a_i)^2 / 2b_i^2\right\}}{\frac{1}{(2\pi)^{k/2} \bar{b}^k} \exp\left\{-\sum_{i=1}^k (V_i - \bar{a})^2 / 2\bar{b}^2\right\}} \\
&= \underbrace{\left(\prod_{i=1}^k \frac{\bar{b}}{b_i}\right)}_{\text{Term 1}} \cdot \exp\left\{\underbrace{\frac{1}{2} \sum_{i=1}^k \left(\frac{V_i - a_i}{b_i}\right)^2 \cdot \left(\frac{b_i^2}{\bar{b}^2} - 1\right)}_{\text{Term 2}} + \underbrace{\sum_{i=1}^k \frac{V_i - a_i}{b_i} \cdot \frac{a_i - \bar{a}}{\bar{b}^2/b_i}}_{\text{Term 3}} + \underbrace{\frac{1}{2} \sum_{i=1}^k \left(\frac{a_i - \bar{a}}{\bar{b}}\right)^2}_{\text{Term 4}}\right\}.
\end{aligned}$$

Next we will bound each term separately.

For Term 1, first note that we can assume $\frac{C'_2}{\sqrt{k \log k}} \leq \frac{1}{2}$ (because if this does not hold then k is bounded by a constant, and so the conclusion of the lemma holds trivially; i.e., by setting C'_3 appropriately, the claim reduces to bounding a probability by 1). Therefore,

$$\begin{aligned}
\text{Term 1} &= \prod_{i=1}^k \frac{\bar{b}}{b_i} = \exp\left\{-\frac{1}{2} \sum_{i=1}^k \log(b_i^2/\bar{b}^2)\right\} \\
&\leq \exp\left\{-\frac{1}{2} \sum_{i=1}^k \left[(b_i^2/\bar{b}^2 - 1) - 2(b_i^2/\bar{b}^2 - 1)^2\right]\right\} \text{ since } |b_i^2/\bar{b}^2 - 1| \leq \frac{C'_2}{\sqrt{k \log k}} \leq \frac{1}{2} \\
&= \exp\left\{\sum_{i=1}^k (b_i^2/\bar{b}^2 - 1)^2\right\} \text{ by definition of } \bar{b}^2 \\
&\leq \exp\left\{k \left(\max_{i=1, \dots, k} \left|\frac{b_i^2}{\bar{b}^2} - 1\right|\right)^2\right\} \leq \exp\{C_2'^2 / \log 2\},
\end{aligned}$$

since $k \geq 2$.

Next, for Term 2, note that $\left(\frac{V_i - a_i}{b_i}\right)^2 \stackrel{\text{iid}}{\sim} \chi_1^2$. Define

$$r_i^+ = \max\left\{0, \left(\frac{b_i^2}{\bar{b}^2} - 1\right)\right\} \quad \text{and} \quad r_i^- = \max\left\{0, -\left(\frac{b_i^2}{\bar{b}^2} - 1\right)\right\}.$$

By Laurent and Massart [2000, Lemma 1], we have

$$\mathbb{P} \left\{ \sum_{i=1}^k \left(\frac{V_i - a_i}{b_i} \right)^2 \cdot r_i^+ \leq \sum_{i=1}^k r_i^+ + \max_{i=1, \dots, k} r_i^+ \cdot (2\sqrt{kc \log k} + 2c \log k) \right\} \geq 1 - k^{-c}$$

and

$$\mathbb{P} \left\{ \sum_{i=1}^k \left(\frac{V_i - a_i}{b_i} \right)^2 \cdot r_i^- \geq \sum_{i=1}^k r_i^- - \max_{i=1, \dots, k} r_i^- \cdot 2\sqrt{kc \log k} \right\} \geq 1 - k^{-c}.$$

Combining the two, and using the fact that $\sum_{i=1}^k r_i^+ - r_i^- = 0$ by definition of \bar{b} , this simplifies to

$$\mathbb{P} \left\{ \text{Term 2} \leq \max_{i=1, \dots, k} \left| \frac{b_i^2}{\bar{b}^2} - 1 \right| \cdot (4\sqrt{kc \log k} + 2c \log k) \right\} \geq 1 - 2k^{-c}.$$

Since $\log k \leq \sqrt{k \log k}$ for all integers $k \geq 2$, we thus have

$$\mathbb{P} \{ \text{Term 2} \leq C'_2(4\sqrt{c} + 2c) \} \geq 1 - 2/k.$$

Turning to Term 3, since $\frac{V_i - a_i}{b_i} \stackrel{\text{iid}}{\sim} \mathcal{N}(0, 1)$, we have

$$\text{Term 3} = \sum_{i=1}^k \frac{V_i - a_i}{b_i} \cdot \frac{a_i - \bar{a}}{\bar{b}^2/b_i} \sim \mathcal{N} \left(0, \sum_{i=1}^k \left(\frac{a_i - \bar{a}}{\bar{b}^2/b_i} \right)^2 \right),$$

and so

$$\mathbb{P} \left\{ \text{Term 3} \leq \sqrt{\sum_{i=1}^k \left(\frac{a_i - \bar{a}}{\bar{b}^2/b_i} \right)^2} \cdot \sqrt{2c \log k} \right\} \geq 1 - k^{-c}.$$

We can weaken this to

$$\mathbb{P} \left\{ \text{Term 3} \leq \sqrt{1 + \max_{i=1, \dots, k} \left| \frac{b_i^2}{\bar{b}^2} - 1 \right|} \sqrt{\sum_{i=1}^k \left(\frac{a_i - \bar{a}}{\bar{b}} \right)^2} \cdot \sqrt{2c \log k} \right\} \geq 1 - k^{-c}.$$

Plugging in our definitions of C'_1, C'_2 , and using $k \geq 2$, we then have

$$\mathbb{P} \left\{ \text{Term 3} \leq \sqrt{1 + \frac{C'_2}{\sqrt{2 \log 2}}} \cdot \sqrt{2c C'_1} \right\} \geq 1 - k^{-c}.$$

Finally, for the last term we can calculate

$$\text{Term 4} = \sum_{i=1}^k \left(\frac{a_i - \bar{a}}{\bar{b}} \right)^2 \leq \frac{C'_1}{\log k} \leq \frac{C'_1}{\log 2}.$$

Combining everything and simplifying, with probability at least $1 - 3k^{-c}$, we have

$$\frac{f_V(V)}{f_W(V)} \leq \exp \left\{ \frac{C_2'^2}{\log 2} + C_2'(2\sqrt{c} + c) + \sqrt{1 + \frac{C_2'}{\sqrt{2\log 2}}} \cdot \sqrt{2cC_1'} + \frac{C_1'}{2\log 2} \right\}.$$

Defining

$$C_3' = \max \left\{ 3, \exp \left\{ \frac{C_2'^2}{\log 2} + C_2'(2\sqrt{c} + c) + \sqrt{1 + \frac{C_2'}{\sqrt{2\log 2}}} \cdot \sqrt{2cC_1'} + \frac{C_1'}{2\log 2} \right\} \right\},$$

we therefore have

$$\mathbb{P} \{V \in \mathcal{B}\} = \mathbb{P} \left\{ \frac{f_V(V)}{f_W(V)} > C_3' \right\} \leq 3k^{-c} \leq C_3'k^{-c},$$

as desired.