

OD-GCN: OBJECT DETECTION BY KNOWLEDGE GRAPH WITH GCN

Zheng Liu, Zidong Jiang, Wei Feng

iQIYI, Inc

{liuzheng05, jiangzidong, frankfengw}@qiyi.com

ABSTRACT

Classical object detection methods only extract the objects' image features via CNN, lack of utilizing the relationship among objects in the same image. In this article, we introduce the graph convolutional networks (GCN) into the object detection field and propose a new framework called OD-GCN (object detection with graph convolutional network). It utilizes the category relationship to improve the detection precision. We set up a knowledge graph to reflect the co-exist relationships among objects. GCN plays the role of post-processing to adjust the output of base object detection models, so it is a flexible framework that any pre-trained object detection models can be used as the base model. In experiments, we try several popular base detection models. OD-GCN always improve mAP by 1~5pp on COCO dataset. In addition, visualized analysis reveals the benchmark improvement is quite reasonable in human's opinion.

Index Terms—graph convolutional network, object detection, knowledge graph

1. INTRODUCTION

Humans have a talent for object detection for many reasons. For one reason, humans can recognize an object not only by knowledge of the object itself, but also by its surrounding objects. For the example shown in Fig.1, there is a detection of desert with 0.99 confidence, while there is another detection with 0.34 for fish and 0.25 for lizard. It is highly unlikely for a fish to appear on desert, so it is reasonable to reduce the confidence level for a fish detection, while raise that for lizard. Finally, the detection is more likely to be a lizard after this intuitive adjustment.

Compared with human, most object detection networks lack of category relationship knowledge. Deep learning object detection networks like Faster R-CNN, SSD and YOLO[1, 2, 3], have similar ways for detection. They locate an object on an image, then crop it (implicitly or explicitly) and classify it by the cropped part. This detection procedure performs well on many benchmark datasets, but it may achieve better performances with other knowledge. So there




Fig.1. A deficiency for classical object detection framework. Every object is located and cropped to be classified, lack of the category relationship information. When desert is detected with a high confidence level like 0.99, this information should help to classify other confusing objects. Besides, the confidences of fish and lizard are very close, it should be able to adjust the original false result to a true one.

comes a widely discussed issue about how to use knowledge information.

Relationship knowledge is one kind of irregular-structured information compared with image and sound. Sound is one-dimensional time series, while image is two-dimensional rectangular grid information. Sound is suitable for algorithms like ARIMA, LSTM, while image is fit for convolution neural networks (CNN). As irregular-structured information, relationship knowledge can be dealt well with graph convolution networks (GCN)[23, 24].

In this paper, we propose a new object detection framework called OD-GCN (object detection with graph convolutional network). OD-GCN contains two parts, OD model and GCN model. OD model is one of any classical object detection models like SSD or Faster RCNN. GCN model can utilize knowledge graph for post-processing. There are many ways like parsing the Wikipedia to build the category relationship knowledge graph. Here we follow the methods[21] to build it with the conditional probability between every two categories in MSCOCO[4] dataset. The GCN's input is OD model's output, and after graph convolution operation, the final output should be much more reasonable and accurate.

In conclusion, there are three main achievements in this paper. Firstly, we proposed a new framework for object detection. This framework optimizes classical models by knowledge graph with GCN. Secondly, we improve the GCN with an adaptive parameter. The adaptive parameter controls the weight of neighbor categories' information and reflects

the weight of that information. Finally, we verify that our framework will improve the performance of many classical detection models in experiments.

2. RELATED WORK

Object detection is an essential task in computer vision field. It is backbone for many advanced applications, such as facial detection, autonomous driving, drone photography. With help of well-annotated datasets like ImageNet[9], PASCAL VOC[9], MSCOCO[4] and the famous CNN methods like SSD, YOLO, Faster-RCNN[1, 2, 3], object detection is able to perform quite well. Nowadays, researchers keep seeking ways to enhance detection performance. Some researchers transfer instance segmentation networks like feature pyramid networks to object detection task performance[2, 5, 6] and some anchor-free networks[7, 8] are proposed to detect objects with various scales and ratios.

Image classification task can be considered as a base of object detection task, and many new classification frameworks are trying to utilize information beyond image itself. Category’s semantic embedding is one of the popular information. Socher et al.[11] trained a network for image and language, learning mapping between image representations and word embedding. Frome et al.[18] inspired by it, proposed DeVISE system to map image and text, and achieve a good performance on object classification tasks. Norouzi et al.[19] proposed a similar system called ConSE, combining ConvNet features and word embedding together. Changpinyo et al.[20] proposed a zero-shot classifier aligning semantic and visual information. Besides word embedding, another popular information is knowledge graph[14, 15, 16, 17]. Xin Li et al.[15] improved performance of multi-label classification with probability relationship as the knowledge graph. Hung-Wei Lee et al.[17] proposed ML-ZSL framework, constructing a knowledge graph for zero-shot classification. It is natural to deal knowledge graph with GCN. Chen Zhaomin et al.[21] proposed ML-GCN framework for multi-label classification, with semantic embedding as GCN’s input. Xiaolong Wang et al.[14] proposed a zero-shot classification network with GCN through a WordNet knowledge graph. D. Zhang et al.[22] built a semantic knowledge graph and a scene probability graph, refining the traditional classification results.

Inspired by those works, we bring GCN and knowledge graph from image classification field to object detection field, and propose a new framework called OD-GCN, which successfully improves the detection results.

3. APPROACH

Our key idea is utilizing information of objects’ relationship for object detection task. In following parts, we will firstly introduce the details of knowledge graph and GCN structure. Then we will explain the whole OD-GCN framework and how it works.

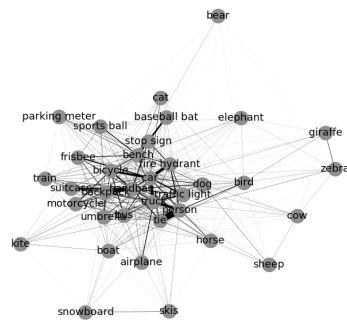


Fig.2. Part of the COCO knowledge graph. The knowledge graph represents the closeness of the relationship between each two categories. The thicker the edge line is, the closer relationship between the two connected categories.

3.1. Knowledge Graph for OD-GCN

We create the category relationship knowledge graph with COCO 2014 training dataset following the way in ML-GCN[21]. For the established COCO knowledge graph, each node represents each category and the graph edge from Node A to Node B is calculated by the conditional probability $P(B|A)$. For instance, if cat and dog appear together 4 times in COCO dataset, and cat appears 8 times totally in the dataset, the edge from cat to dog is defined as $P(dog|cat)=4/8=0.5$. Part of the COCO knowledge graph has been visualized in Fig.2. In addition, some other category knowledge graphs built up by category correlation matrix are also capable for our OD-GCN framework.

After the preparation of the knowledge graph, we can get the adjacent matrix $A \in \mathbb{R}^{C \times C}$, and the degree matrix $D \in \mathbb{R}^{C \times C}$ of the graph for GCN. C is the number of categories, which is 91 in our graph, including the background. In the following part, we will introduce the overall framework for object detection with GCN based on COCO knowledge graph.

3.2. Graph Convolutional Network for OD-GCN

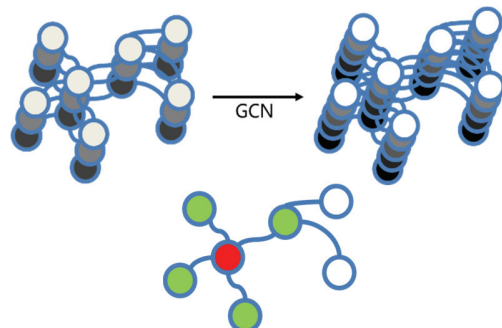


Fig.3. The feature map transformed through a graph convolution layer. After this one-layer GCN, the input feature map with 3 channels is turned to a new feature map with 5 channels. New features of each node are aggregated from its neighbor nodes.

Graph Convolutional Network (GCN) is a kind of deep trainable network designed for graph structure. Graph convolution on a graph is quite similar to classic 2D convolution on an image, and the new features on a node is related to previous features of its neighbor nodes. The sketch of a graph convolution layer is shown in Fig.3.

There are various graph convolution functions for a graph convolution layer. In this paper, the complete function of a graph convolution layer is adaptive, defined as

$$\mathbf{H}_{l+1} = \text{ReLU}((\alpha \mathbf{D}^{-1} \mathbf{A} + \mathbf{I}) \mathbf{H}_l \mathbf{W}) + b \quad (1)$$

Here \mathbf{D}^{-1} can normalize the adjacent matrix by the number of neighbors. Otherwise, nodes with too many neighbors will overwhelm other useful features. \mathbf{I} is the identity matrix to remain features of every node itself. We assume the input and output features are $\mathbf{H}_l \in \mathbb{R}^{C \times C1}$, $\mathbf{H}_{l+1} \in \mathbb{R}^{C \times C2}$, where $C1$ and $C2$ are the input and output channel number. The trainable weight matrix is $\mathbf{W} \in \mathbb{R}^{C1 \times C2}$, which is initialized to a matrix full of ones. This initial value is helpful for quick convergence when training. $b \in \mathbb{R}^{1 \times C2}$ is a trainable variable vector to control the output's mean value. The initial value of b is set to be 1.0.

We introduce the adaptive parameter α into the graph convolution operation. This trainable parameter is used to control the ratio of a category itself and its neighbors. If α is 0, it means GCN do not need the neighbors' information. In experiments, α is usually 0.1~0.5, which means neighbors' information and the knowledge graph is useful for our task.

3.3. Overall Object Detection with GCN

The overall framework is displayed in Fig.4. OD-GCN includes two main parts, a well-trained object detection stage and a GCN post-processing stage based on category relationship knowledge graph. Note that it is total free to use any CNN detection model as long as it is well-trained.

3.3.1. Classical object detection stage

We can use any well-trained classical detection framework on this stage. In our experiment, we choose five SSD and three Faster R-CNN base models. Processed by the base detection model, the input image will be converted to a raw confidence matrix $\bar{\mathbf{Y}} \in \mathbb{R}^{B \times C}$, where B is the number of all the detected boxes (after NMS or other similar post-processing operations). \bar{y}_{bc} represents the probability of c^{th} category of the b^{th} box. The raw confidence matrix should be processed by a Softmax layer, so $\sum_{b=1}^B \sum_{c=1}^C \bar{y}_{bc} = 1$.

3.3.2. GCN post-processing stage

We have set up a category relationship knowledge graph by COCO dataset in the previous part. Besides, we remain the max value on box axis of the $B \times C$ raw confidence matrix $\bar{\mathbf{Y}}$.

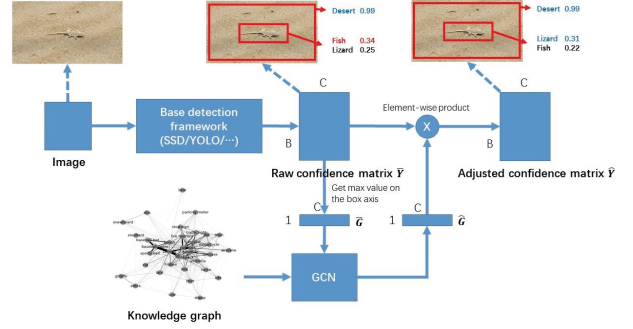


Fig.4. A brief procedure of OD-GCN framework.

This output vector $\bar{\mathbf{G}} \in \mathbb{R}^{1 \times C}$ is the input feature of our GCN post-processing framework. The formula is,

$$\bar{g}_c = \max_{b=1,2,\dots,B} (\bar{y}_{bc}), c=1,2,\dots,C \quad (2)$$

where \bar{g}_c is the value of c^{th} category for GCN's input vector $\bar{\mathbf{G}}$, the max confidence score of c^{th} category among all detection boxes.

Why do we choose max value as GCN's input feature? We thought about mean value or sum value instead. However, both sum and mean value are easy to be affected by number of total boxes. Max value is much more stable, and correctly reflect the confidence of "there is category A in the image". And the experiments result also show that max value is more fit for our framework.

After the GCN processing, we have $\hat{\mathbf{G}} = \text{GCN}(\bar{\mathbf{G}})$, $\hat{\mathbf{G}} \in \mathbb{R}^{1 \times C}$ means the weight for confidence adjustment. And the final confidence matrix $\hat{\mathbf{Y}} \in \mathbb{R}^{B \times C}$ is the element-wise product between raw confidence matrix $\bar{\mathbf{Y}}$ and adjustment weight $\hat{\mathbf{G}}$,

$$\begin{aligned} \hat{\mathbf{Y}} &= \bar{\mathbf{Y}} \odot \hat{\mathbf{G}} = \begin{bmatrix} \bar{y}_{11} & \dots & \bar{y}_{1C} \\ \dots & \dots & \dots \\ \bar{y}_{B1} & \dots & \bar{y}_{BC} \end{bmatrix} \odot [\hat{g}_{11} & \dots & \hat{g}_{1C}] \\ &= \begin{bmatrix} \bar{y}_{11} * \hat{g}_{11} & \dots & \bar{y}_{1C} * \hat{g}_{1C} \\ \dots & \dots & \dots \\ \bar{y}_{B1} * \hat{g}_{11} & \dots & \bar{y}_{BC} * \hat{g}_{1C} \end{bmatrix} \end{aligned} \quad (3)$$

\hat{y}_{bc} represents the final probability of c^{th} category of the b^{th} box. Note that if the vector $\hat{\mathbf{G}}$ is $\vec{1}$, it means the raw confidence matrix do not need any adjustment by knowledge graph. The overall loss function is defined as cross entropy,

$$L = -\frac{1}{B} \sum_{b=1}^B \sum_{c=1}^C y_{bc} \log(\hat{y}_{bc}) \quad (4)$$

$y_{bc} \in \{0,1\}$ is the ground-truth label for the c^{th} category in b^{th} box, which can be calculated by the maximal IoU with the ground-truth boxes in the dataset. With this loss function, we can learn the weight matrix by training.




Fig.5. One example for explanation of the need of NMS after OD-GCN. Although the base model has NMS operation, it is possible for GCN to output some boxes of the same category with really high IoU score.

3.4. Implementation details

We only need to train the GCN part in our framework. According to previous studies, GCN is easy to overfit, so many researchers choose GCN within 6 layers for adjustment[14, 21]. Our GCN is composed of two graph convolutional layers with channel numbers as 1→4→1. The activation function we use is *ReLU*, which is after each convolutional layer. We choose the Adam optimizer. The initial learning rate is 0.01, and it will decay to 95% after every 100 training steps.

To accelerate the training process, we add the regularization term to the final loss function. The loss function is,

$$L = -\sum_{c=1}^C \hat{y}_c \log(y_c) + \beta \sum_{\hat{g}_c \in \hat{G}} (\hat{g}_c - 1)^2 \quad (6)$$

$\beta \sum_{\hat{g}_c \in \hat{G}} (\hat{g}_c - 1)^2$ is the regularization term of \hat{G} which restricts \hat{G} nearly to $\vec{1}$. It can accelerate training by stabilizing the GCN output range. In our experiment, β is set to be 1.0.

In addition, it is necessary for OD-GCN to have a non-maximum suppression (NMS) post-processing operation. Although most base detection frameworks like SSD and Faster R-CNN already have a NMS post-processing procedure, it is possible for OD-GCN to output two boxes of the same class with high IoU score. One example is shown in Fig.5.

4. EXPERIMENT

In this part, we will present our experiments on several different SSD and Faster R-CNN models trained by Google on MSCOCO 2014 Minival dataset.

Microsoft COCO is a well-known benchmark dataset for instance segmentation and object detection. COCO 2014 dataset contains 82,081 images as the training set, and 40,504 images as the validation set. The minival dataset in this paper is selected by Google from the original 40,504 validation set, which contains 8,060 validation images. The detailed image list and pre-trained models can be found on the Github homepage of Tensorflow, Google[25].

In this paper, our OD-GCN framework has been tested on five SSD models and three Faster R-CNN models. We report the evaluation results of average precision (AP) and mean

Table.1. mAP of different models with OD-GCN optimization. We test eight models. It includes

- 1) *ssd_mobilenet_v1_0.75_depth*, 2) *ssd_mobilenet_v1*,
- 3) *ssd_mobilenet_v1_fpn*, 4) *ssd_mobilenet_v2*,
- 5) *ssd_resnet50_v1_fpn*, 6) *faster_rcnn_resnet50*,
- 7) *faster_rcnn_resnet101*, 8) *faster_rcnn_inception_v2*.

The last four summarized results SSD, ODGCN(SSD), Faster RCNN, ODGCN(Faster RCNN) are the average values of corresponding values above.

Model		mAP	mAP @0.5	mAP @0.75
SSD	1)	6.15	12.4	4.53
	+ODGCN	9.28	17.5	7.31
	2)	29.9	48.5	27.2
	+ODGCN	33.9	52.3	32.1
	3)	23.2	36.9	22.0
	+ODGCN	26.3	40.6	25.5
	4)	29.3	48.0	26.3
	+ODGCN	32.0	50.7	29.7
	5)	24.0	37.5	22.9
	+ODGCN	27.6	41.9	26.7
Faster RCNN	6)	22.6	38.5	20.1
	+ODGCN	23.6	39.7	21.4
	7)	24.0	38.8	22.2
	+ODGCN	25.2	40.3	23.6
8)		21.8	37.7	19.2
	+ODGCN	23.2	39.4	20.7
SSD		22.5	36.6	20.5
ODGCN(SSD)		25.8	40.6	24.2
Faster RCNN		22.8	38.3	20.5
ODGCN(Faster RCNN)		24.0	39.8	21.9

average precision (mAP). We choose the three benchmark mAP evaluation metrics for object detection tasks, mAP@0.5, mAP@0.7, mAP@0.5:0.95. mAP@k is the average AP among all categories with an IoU restrict. The restrict is that the IoU of prediction and label need to be greater than k, or the prediction is considered to be wrong. mAP@0.5:0.95 is also expressed as mAP for COCO dataset evaluation, is the average mAP over different IoU thresholds (mAP@0.5, mAP@0.55, ..., mAP@0.90, mAP@0.95). In addition, we remove boxes with max confidence lower than 0.1, instead of 0.5 to focus on more confusing raw detection results. The mAP result of our experiment is shown in Table.1.

In experiment, OD-GCN improves the mAP metrics on different base object detection models by about 1~5pp. This shows the effectiveness of our OD-GCN framework for post-processing the classical object detection networks. Detailed

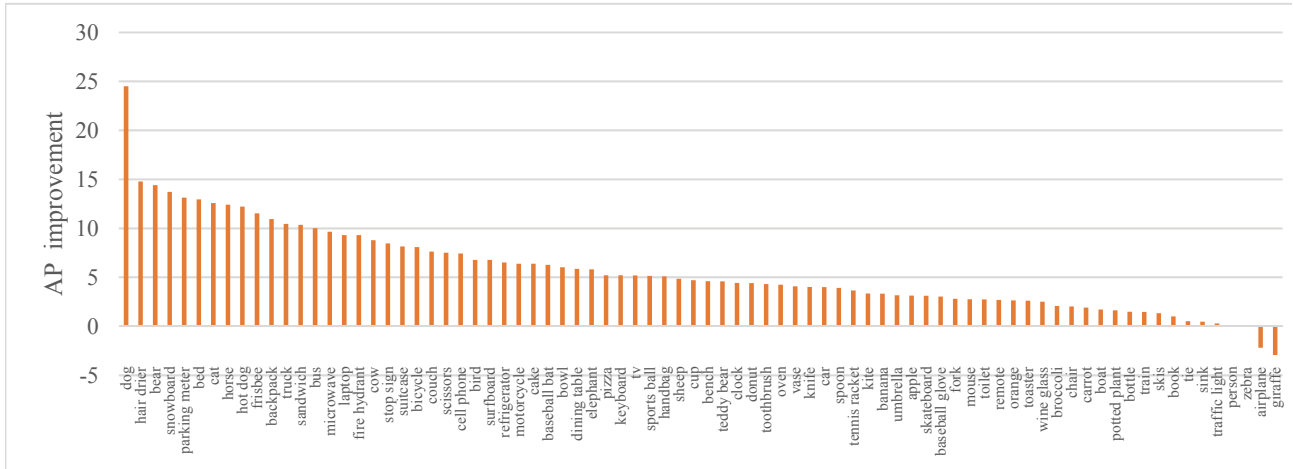


Fig.6. Average precision (AP)_{@0.5} improvement of each category for model 1) with OD-GCN framework

Table.2. Average precision (AP)_{@0.5} on some categories of COCO dataset

The last two summarized results SSD₂, ODGCN(SSD) are the average values of corresponding values above.

Model	car	bus	train	truck	boat	bench	bird	cat	dog	horse	sheep	zebra	clock	vase	sink
1)	8.3	15.9	25.3	9.4	8.8	9.6	10.4	24.3	18.2	18.1	15.0	29.1	15.4	9.2	12.2
1)+ODGCN	12.3	25.9	26.8	19.9	10.5	14.2	17.1	36.9	42.7	30.5	19.9	29.0	19.8	13.3	12.7
2)	31.4	56.1	74.2	57.6	35.8	51.2	43.4	71.7	46.7	54.3	47.4	67.9	55.0	50.9	55.8
2)+ODGCN	33.3	62.9	77.7	67.5	39.0	56.1	56.6	80.5	56.8	60.8	50.1	69.8	63.9	60.5	67.3
3)	41.6	41.9	49.3	30.8	36.8	32.2	39.3	45.4	43.3	40.8	42.8	54.9	52.2	36.6	41.8
3)+ODGCN	45.3	51.9	55.7	41.3	42.8	38.7	45.1	52.6	59.6	50.2	50.0	54.9	54.1	40.4	48.2
4)	35.9	61.2	73.6	49.9	35.4	51.8	37.2	67.8	64.8	55.9	42.5	69.5	57.7	45.7	51.7
4)+ODGCN	37.3	66.6	78.0	63.3	36.6	59.4	50.8	74.8	72.6	64.9	47.6	71.6	65.5	54.9	63.2
5)	42.9	39.4	50.9	31.6	35.9	31.0	39.3	48.3	47.5	47.2	43.4	53.3	51.9	36.2	39.5
5)+ODGCN	46.5	49.3	55.7	42.9	39.6	35.3	44.2	53.4	59.7	55.7	48.5	52.6	53.4	40.9	42.5
SSD	32.0	42.9	54.6	35.8	30.5	35.1	33.9	51.5	44.1	43.2	38.2	54.9	46.4	35.7	40.2
ODGCN(SSD)	34.9	51.3	58.7	46.9	33.7	40.7	42.7	59.6	58.2	52.4	43.2	55.5	51.3	42.0	46.7

AP evaluation scores of all categories are shown in Fig.6 and Table.2. From these results, we can conclude that almost all AP evaluation metrics of categories have been improved by OD-GCN.

For the speed of OD-GCN, because the 2-layer GCN and other new operations can be ignored compared with hundreds of former layers in the base model, the total framework costs almost the same time as base object detection model. During our experiments, the difference of the base model and OD-GCN on running time is less than 2%.




Fig.7. Two visualized reasonable adjustments of OD-GCN. OD-GCN successfully adjust toilet to cup with help of wine glass, dining table, cup and knife. It also successfully adjusts fire hydrant to vase with help of potted plant.

Finally, there are also some delightful visualized results shown in Fig.7, which proves that OD-GCN can reasonably adjust the wrong predictions to right ones. From these visualized results, it is obvious that OD-GCN can optimize the result of base detection model with understandable reasons, by surrounding objects' information with GCN.

5. CONCLUSION

Lack of utilization of surrounding information is a crucial issue for classical object detection frameworks. In this paper, we have proposed a novel framework named OD-GCN (object detection with graph convolutional network) to solve this problem. OD-GCN provides a new way for object detection with GCN.

For the network structure, OD-GCN introduces a relationship knowledge graph and processes it with GCN. This knowledge graph is built by conditional probability between every two categories. We innovatively compress the raw confidence matrix as input feature for GCN. Also, we firstly try an adaptive parameter for classical graph convolution function.

For the experiment results, OD-GCN can improve detection performance of the several SSD and Faster R-CNN models at benchmark mAP evaluation metrics. Especially, the visualized results ensure that improvements are also quite reasonable in human's opinion, not only at benchmark evaluation metrics. As a flexible post-process framework, OD-GCN can help other object detection frameworks in the future.

6. REFERENCES

- [1] S. Ren, K. He, R. Girshick and J. Sun, "Faster R-CNN: Towards Real-Time Object Detection with Region Proposal Networks," in *IEEE Transactions on Pattern Analysis and Machine Intelligence*, vol. 39, no. 6, pp. 1137-1149, 1 June 2017.
- [2] W. Liu, D. Anguelov, D. Erhan, C. Szegedy, S. Reed, C.-Y. Fu, and A. C. Berg, "SSD: Single Shot MultiBox Detector," in *ECCV*, pp. 21-37, 2016.
- [3] J. Redmon, S. Divvala, R. Girshick and A. Farhadi, "You Only Look Once: Unified, Real-Time Object Detection," in *CVPR*, pp. 779-788, 2016.
- [4] T.-Y. Lin, M. Maire, S. Belongie, J. Hays, P. Perona, D. Ramanan, P. Dollár, and C. L. Zitnick, "Microsoft COCO: Common Objects in Context," in *ECCV*, pp. 740-755, 2014.
- [5] T. Lin, P. Goyal, R. Girshick, K. He and P. Dollár, "Focal Loss for Dense Object Detection," in *CVPR*, pp. 2999-3007, 2017.
- [6] T. Lin, P. Dollár, R. Girshick, K. He, B. Hariharan and S. Belongie, "Feature Pyramid Networks for Object Detection," in *CVPR*, pp. 936-944, 2017.
- [7] C. Zhu, R. Tao, K. Luu and M. Savvides, "Seeing Small Faces from Robust Anchor's Perspective," in *CVPR*, pp. 5127-5136, 2018.
- [8] Zhu, Chenchen, Yihui He, and Marios Savvides. "Feature selective anchor-free module for single-shot object detection." *arXiv preprint arXiv:1903.00621*, 2019.
- [9] J. Deng, W. Dong, R. Socher, L. Li, Kai Li and Li Fei-Fei, "ImageNet: A large-scale hierarchical image database," in *CVPR*, pp. 248-255, 2009.
- [10] Mark Everingham, Luc Van Gool, Christopher KI Williams, John Winn, and Andrew Zisserman. "The pascal visual object classes (VOC) challenge," in *IJCV*, vol. 88, num. 2, pp. 303-338, 2010.
- [11] R. Socher, M. Ganjoo, C. D. Manning, and A. Y. Ng., "Zero-Shot Learning Through Cross-Modal Transfer," in *ICLR*, 2013.
- [12] J. Weston, S. Bengio, and N. Usunier., "Large Scale Image Annotation: Learning to Rank with Joint Word-Image Embeddings," In *ECML*, 2010.
- [13] Z. Zhang and V. Saligrama, "Zero-Shot Learning via Joint Latent Similarity Embedding," in *CVPR*, pp. 6034-6042, 2016.
- [14] X. Wang, Y. Ye and A. Gupta, "Zero-Shot Recognition via Semantic Embeddings and Knowledge Graphs," in *CVPR*, pp. 6857-6866, 2018.
- [15] Xin Li, Feipeng Zhao, and Yuhong Guo., "Multi-label image classification with a probabilistic label enhancement model," in *UAI*, pages 1-10, 2014.
- [16] Qiang Li, Maoying Qiao, Wei Bian, and Dacheng Tao., "Conditional graphical lasso for multi-label image classification," in *CVPR*, pages 2977-2986, 2016.
- [17] Hung-Wei Lee, Wei Fang, Chih-Kuan Yeh, and Yu-Chiang Frank Wang., "Multi-label zero-shot learning with structured knowledge graphs," in *CVPR*, pages 1576-1585, 2018.
- [18] A. Frome, G. Corrado, J. Shlens, S. Bengio, J. Dean, and T. Mikolov., "Devise: A deep visual-semantic embedding model," in *NIPS*, 2013.
- [19] M. Norouzi, T. Mikolov, S. Bengio, Y. Singer, J. Shlens, A. Frome, G. S. Corrado, and J. Dean., "Zero-shot learning by convex combination of semantic embeddings," in *ICLR*, 2014.
- [20] S. Changpinyo, W.-L. Chao, B. Gong, and F. Sha., "Synthesized Classifiers for Zero-Shot Learning," in *CVPR*, 2016.
- [21] Chen, Zhao-Min, et al., "Multi-Label Image Recognition with Graph Convolutional Networks," in *CVPR*. 2019.
- [22] D. Zhang et al., "Knowledge Graph-Based Image Classification Refinement," in *IEEE Access*, vol. 7, pp. 57678-57690, 2019.
- [23] F. Scarselli, M. Gori, A. C. Tsoi, M. Hagenbuchner and G. Monfardini, "The Graph Neural Network Model," in *IEEE Transactions on Neural Networks*, vol. 20, no. 1, pp. 61-80, Jan. 2009.
- [24] M. M. Bronstein, J. Bruna, Y. LeCun, A. Szlam and P. Vandergheynst, "Geometric Deep Learning: Going beyond Euclidean data," in *IEEE Signal Processing Magazine*, vol. 34, no. 4, pp. 18-42, July 2017.
- [25] Huang J, Rathod V, et al. (2011) [Online]. Available: https://github.com/tensorflow/models/tree/master/research/object_detection, Accessed on: Feb. 12, 2014.