

NUMERICAL COMPUTATION OF THE CAPACITY OF GENERALIZED CONDENSERS

MOHAMED M S NASSER AND MATTI VUORINEN

ABSTRACT. We present a boundary integral method for numerical computation of the capacity of generalized condensers. The presented method applies to a wide variety of generalized condenser geometry including the cases when the plates of the generalized condenser are bordered by piecewise smooth Jordan curves or are rectilinear slits. The presented method is used also to compute the harmonic measure in multiply connected domains.

1. INTRODUCTION

The conformal capacity of condensers is an important notion in geometric function theory [Ah, AVV, DEK, D1, Ku2, PS, VA] and in various applications of electronics. However, the analytic forms of the capacity are known only for special types of condensers. So, the use of numerical methods for computing such capacity is unavoidable. Indeed, numerical computing of capacity of condensers have been intensively studied in the literature, see e.g., [BBG, BSV, HRV1, HRV2, DEK]. The capacity of condensers is one of the several “conformal invariants” which are powerful tools in complex analysis. Some of the other important examples of conformal invariants are the harmonic measure, the logarithmic capacity, the extremal length, the reduced extremal length, and the hyperbolic distance [Ah, D1, D2, GM, VA, V]. Numerical computing of such invariants has been studied also in the literature, see e.g., [BBG, LSN, PS, R, RR].

Capacity of generalized condensers is another important example of conformal invariants [D1, DE, DK1, DK2, VA]. In this paper, we present a numerical method for computing the capacity of generalized condensers. We consider the case in which the plates of the generalized condensers are bordered by piecewise smooth Jordan curves or are rectilinear slits. As far as we know, the proposed method is the first numerical method for computing the numerical values of the capacity of the generalized condensers. The boundary integral equation with the generalized Neumann kernel [N3, WN] plays a key role in developing our method. The presented method can be used also to compute the harmonic measure in multiply connected domains.

Let B be an open subset of $\overline{\mathbb{C}} = \mathbb{C} \cup \{\infty\}$. We consider generalized condensers of the form $C = (B, E, \delta)$ where $E = \{E_k\}_{k=1}^m$, $m \geq 2$, is a collection of nonempty closed pairwise disjoint sets in $E_k \subset B$ and $\delta = \{\delta_k\}_{k=1}^m$ is a collection of real numbers containing at

2010 *Mathematics Subject Classification.* 65R20, 65E05, 30C85, 31A15.

Key words and phrases. conformal capacity; boundary integral equations; numerical conformal mapping.

File: gc-2019-8-6.tex, *printed:* 2019-8-13, 0.43

least two different numbers. The set $G = B \setminus \bigcup_{k=1}^m E_k$ is called the field of the condenser C , the sets E_k are the plates of the condenser, and the δ_k are the levels of the potential of the plates E_k , $k = 1, 2, \dots, m$ [D1, p. 12]. We assume that G is a finitely connected domain without isolated boundary points and that $\partial G \cap (\bigcup_{k=1}^m E_k)$ consists of m piecewise smooth Jordan curves, then the conformal capacity of C , $\text{cap}(C)$, is given by the Dirichlet integral [D1, p. 13, p. 305]

$$(1.1) \quad \text{cap}(C) = \iint_G |\nabla u|^2 dx dy$$

where u is the potential function of the condenser C , i.e., u is continuous in \overline{G} , harmonic in G , and equal to δ_k on ∂E_k for $k = 1, 2, \dots, m$ and satisfies $\partial u / \partial \mathbf{n} = 0$ on $\partial B \setminus \bigcup_{k=1}^m E_k$ where $\partial u / \partial \mathbf{n}$ denotes the directional derivative of u along the outward normal.

The analytical description of the problem is given in Section 2 and it is based on the classical theory of integral equations [Mi] and on the definition of the generalized capacity due to Dubinin [D1]. In Section 3 we formulate the computational problem as a Riemann-Hilbert problem and prove a preliminary analytical result. The main theoretical results are presented in Section 4 and they deal with unique solvability of algebraic linear systems related to the Riemann-Hilbert problem. Also an outline of an algorithm for the numerical solution of the integral equation is given. In Section 5 we give a MATLAB implementation of the algorithm. This algorithm is tested in Section 6 in the case of capacity computation of condensers with piecewise smooth boundary curves and results are compared, with good agreement of results, to earlier numerical results from [BSV]. In Section 7 we apply the algorithm for the computation of the capacity of generalized condensers. In Section 8, we use the presented algorithm with the help of conformal mappings to compute the capacity of rectilinear slit condensers. In the final Section 9 we show that the same method also works for the computation of the harmonic measure.

2. THE POTENTIAL FUNCTION

In this paper, for $k = 1, 2, \dots, m$, we assume that $E_k = \overline{G_k}$ where G_k is a simply connected domain bordered by a piecewise smooth Jordan curve Γ_k . We assume also that either $B = \mathbb{C}$ or $B \subsetneq \mathbb{C}$ is a multiply connected domain of connectivity $\ell \geq 1$ bordered by ℓ piecewise smooth Jordan curves Γ_k for $k = m+1, m+2, \dots, m+\ell$. We assume $\ell = 0$ when $B = \mathbb{C}$ and $\infty \in B$ when B is unbounded. Then, the field of the condenser is the multiply connected domain G of connectivity $m+\ell$ bordered by

$$\Gamma = \partial G = \bigcup_{k=1}^{m+\ell} \Gamma_k,$$

where the orientation of the curves Γ_k is such that G is always on the left of Γ_k for $k = 1, 2, \dots, m+\ell$. For each $k = m+1, m+2, \dots, m+\ell$, the simply connected domain on the right of Γ_k will be denoted by G_k .

The domain G is either bounded or unbounded. If G is unbounded, we assume $\infty \in G$. If G is bounded, then one of the simply connected domains G_1, \dots, G_m or $G_{m+1}, \dots, G_{m+\ell}$

is unbounded and contains ∞ . If the unbounded domain is one of the domains G_1, \dots, G_m , then we assume it is the domain G_m and the curve Γ_m enclose all the other curves $\Gamma_1, \dots, \Gamma_{m-1}, \Gamma_{m+1}, \dots, \Gamma_{m+\ell}$. Similarly, if the unbounded domain is one of the domains $G_{m+1}, \dots, G_{m+\ell}$, then we assume it is the domain $G_{m+\ell}$ and the curve $\Gamma_{m+\ell}$ enclose all the other curves $\Gamma_1, \dots, \Gamma_{m+\ell-1}$. Based on the boundedness of the domains B and G , we define the integers m' and ℓ' by

$$(2.1) \quad m' = \begin{cases} m - 1, & \text{if } G \text{ is bounded and } B \text{ is unbounded,} \\ m, & \text{otherwise,} \end{cases}$$

and

$$(2.2) \quad \ell' = \begin{cases} \ell - 1, & \text{if } G \text{ is bounded and } B \text{ is bounded,} \\ \ell, & \text{otherwise.} \end{cases}$$

In particular, if G is unbounded, then B is unbounded (since $G \subseteq B$), $m' = m$, $\ell' = \ell$, and hence $m' + \ell' = m + \ell$. If G is bounded, then either $m' = m - 1$ or $\ell' = \ell - 1$ and hence $m' + \ell' = m + \ell - 1$. Further, $m' = m - 1$ means that Γ_m is the external boundary component of G . Similarly, $\ell' = \ell - 1$ means that the external boundary component of G is $\Gamma_{m+\ell}$. With these definitions of m' and ℓ' , the domains $G_1, \dots, G_{m'}$ and $G_{m+1}, \dots, G_{m+\ell'}$ are bounded simply connected domains. For each of these bounded domains, we assume that α_k is an auxiliary point in G_k for each $k = 1, 2, \dots, m'$ and β_k is an auxiliary point in G_{m+k} for each $k = 1, 2, \dots, \ell'$.

The potential function u is then a solution of the Laplace equation $\Delta u = 0$ with the mixed Dirichlet-Neumann boundary condition

$$(2.3a) \quad u(\zeta) = \delta_k, \quad \zeta \in \Gamma_k, \quad k = 1, 2, \dots, m,$$

$$(2.3b) \quad \frac{\partial u}{\partial \mathbf{n}}(\zeta) = 0, \quad \zeta \in \Gamma_k, \quad k = m + 1, m + 2, \dots, m + \ell.$$

Note that the boundary value problem (2.3) reduces to a Dirichlet problem for $\ell = 0$. Note also that the problem (2.3) does not reduce to a Neumann problem since $m \geq 2$. The problem (2.3) has a unique solution u [IS].

A more general form of such mixed boundary value problem has been considered in [IS] using a Cauchy integral method and in [AMN, NMA] using the boundary integral equation with the generalized Neumann kernel. Due to the simple forms of the boundary conditions in (2.3), the method presented in [AMN, NMA] will be further simplified in this paper to obtain a simple, fast, and accurate method for computing the potential function u and the capacity $\text{cap}(C)$ of the generalized condenser C .

The harmonic function u is the real part of an analytic function F in G . The function F is not necessarily single-valued, but it can be written as [Ga, GM, Mi, Mu]

$$(2.4) \quad F(z) = g(z) - \sum_{k=1}^{m'} a_k \log(z - \alpha_k) - \sum_{k=1}^{\ell'} b_k \log(z - \beta_k)$$

where g is a single-valued analytic function in G and $a_1, \dots, a_{m'}, b_1, \dots, b_{\ell'}$ are undetermined real constants such that [Mi, §31]

$$(2.5) \quad a_k = \frac{1}{2\pi} \int_{\Gamma_k} \frac{\partial u}{\partial \mathbf{n}} ds, \quad k = 1, 2, \dots, m',$$

and

$$b_k = \frac{1}{2\pi} \int_{\Gamma_{m+k}} \frac{\partial u}{\partial \mathbf{n}} ds, \quad k = 1, 2, \dots, \ell'.$$

Hence, using (2.3b), we have $b_k = 0$ for all $k = 1, 2, \dots, \ell'$. Thus, the function F has the representation

$$(2.6) \quad F(z) = g(z) - \sum_{k=1}^{m'} a_k \log(z - \alpha_k).$$

Since u is harmonic in the domain G , then [Mi]

$$\int_{\Gamma} \frac{\partial u}{\partial \mathbf{n}} ds = 0,$$

which in view of (2.3b) implies that

$$(2.7) \quad \sum_{k=1}^m \int_{\Gamma_k} \frac{\partial u}{\partial \mathbf{n}} ds = 0.$$

Recall that $a_1, \dots, a_{m'}$ are given in (2.5). So, if $m' = m - 1$, we define

$$(2.8) \quad a_m = \frac{1}{2\pi} \int_{\Gamma_m} \frac{\partial u}{\partial \mathbf{n}} ds.$$

Hence, it follows from (2.5), (2.7), and (2.8) that

$$(2.9) \quad \sum_{k=1}^m a_k = \sum_{k=1}^m \frac{1}{2\pi} \int_{\Gamma_k} \frac{\partial u}{\partial \mathbf{n}} ds = 0,$$

which implies, in the case $m' = m - 1$, that

$$(2.10) \quad a_m = - \sum_{k=1}^{m-1} a_k.$$

Using Green's formula [D1, p. 4], Equation (1.1) can be written as

$$(2.11) \quad \text{cap}(C) = \int_{\partial G} u \frac{\partial u}{\partial \mathbf{n}} ds.$$

Since $\partial u / \partial \mathbf{n} = 0$ on $\partial B = \cup_{k=1}^{\ell} \Gamma_{m+k}$ and $u = \delta_k$ on Γ_k for $k = 1, 2, \dots, m$, then in view of (2.5) and (2.8), we have

$$(2.12) \quad \text{cap}(C) = \sum_{k=1}^m \delta_k \int_{\Gamma_k} \frac{\partial u}{\partial \mathbf{n}} ds = 2\pi \sum_{k=1}^m \delta_k a_k.$$

Equation (2.12) gives us a simple formula for computing the capacity of the generalized condenser C in terms of the levels δ_k of the potential of the plates and the values of the constants a_k for $k = 1, 2, \dots, m$.

In this paper, the boundary integral equation with the generalized Neumann kernel will be used to compute the constants a_k as well as the values of the function $u(z)$ for $z \in G$. However, to use the integral equation, we will first reformulate the above mixed boundary value problem as a Riemann-Hilbert problem as it will be described in the next section. Solving the mixed boundary value problem by reducing it to a Riemann-Hilbert problem is a well known approach and has been used by many researchers in the literature (see e.g., [AMN, Ga, HB, Mu, NMA]).

3. THE RIEMANN-HILBERT PROBLEM

For each $k = 1, 2, \dots, m + \ell$, the boundary component Γ_k is parametrized by a 2π -periodic complex function $\eta_k(t)$, $t \in J_k := [0, 2\pi]$. The total parameter domain J is the disjoint union of the $m + \ell$ intervals $J_1, \dots, J_{m+\ell}$,

$$J = \bigsqcup_{k=1}^{m+\ell} J_k = \bigcup_{k=1}^{m+\ell} \{(t, k) : t \in J_k\}.$$

The elements of J are ordered pairs (t, k) where k is an auxiliary index indicating which of the intervals contains the point t [N3]. A parametrization of the whole boundary Γ is then defined by

$$(3.1) \quad \eta(t, k) = \eta_k(t), \quad t \in J_k, \quad k = 1, 2, \dots, m + \ell.$$

For a given t , the value of auxiliary index k such that $t \in J_k$ will be always clear from the context. So we replace the pair (t, k) in the left-hand side of (3.1) by t in the same way as in [N3]. Thus, the function η in (3.1) is written as

$$(3.2) \quad \eta(t) = \begin{cases} \eta_1(t), & t \in J_1, \\ \eta_2(t), & t \in J_2, \\ \vdots \\ \eta_{m+\ell}(t), & t \in J_{m+\ell}. \end{cases}$$

Since $u = \delta_k$ is known on the boundary components Γ_k for $k = 1, 2, \dots, m$ and since $u = \operatorname{Re} F$, then the boundary values of the function F satisfy

$$(3.3) \quad \operatorname{Re} [F(\eta(t))] = \delta_k, \quad \eta(t) \in \Gamma_k, \quad k = 1, 2, \dots, m.$$

On the boundaries $\partial B = \cup_{k=1}^{\ell} \Gamma_{m+k}$, the potential function u satisfies the boundary condition $\partial u / \partial \mathbf{n} = 0$ where \mathbf{n} is the outward normal vector on ∂B . Let \mathbf{T} be the unit tangent vector on ∂B . Then, for $\eta(t) \in \partial B$,

$$(3.4) \quad \mathbf{n}(\eta(t)) = -i\mathbf{T}(\eta(t)) = -i \frac{\eta'(t)}{|\eta'(t)|} = e^{i\nu(\eta(t))}$$

where $\nu(\eta(t))$ is the angle between the positive real axis and the normal vector $\mathbf{n}(\eta(t))$. Using the Cauchy-Riemann equations, the derivative of the analytic function F is then $F'(z) = \frac{\partial u(z)}{\partial x} - i \frac{\partial u(z)}{\partial y}$. Thus,

$$(3.5) \quad \frac{\partial u}{\partial \mathbf{n}} = \nabla u \cdot \mathbf{n} = \cos(\nu) \frac{\partial u}{\partial x} + \sin(\nu) \frac{\partial u}{\partial y} = \operatorname{Re} \left[e^{i\nu} \left(\frac{\partial u}{\partial x} - i \frac{\partial u}{\partial y} \right) \right] = \operatorname{Re} \left[\frac{-i\eta'(t)}{|\eta'(t)|} F'(\eta(t)) \right]$$

which, in view of (2.3b), implies that

$$\operatorname{Re} [-i\eta'(t)F'(\eta(t))] = 0, \quad \eta(t) \in \Gamma_{m+k}, \quad k = 1, 2, \dots, \ell.$$

Integrating with respect to the parameter t yields

$$(3.6) \quad \operatorname{Re} [-iF(\eta(t))] = \nu_k, \quad \eta(t) \in \Gamma_{m+k}, \quad k = 1, 2, \dots, \ell,$$

where $\nu_1, \nu_2, \dots, \nu_\ell$ are real constants of integration. Thus, by (3.3) and (3.6), the boundary values of the function F satisfy the boundary condition

$$\operatorname{Re} [e^{-i\theta(t)} F(\eta(t))] = \delta(t) + \nu(t)$$

where

$$(3.7) \quad \theta(t) = \begin{cases} 0, & t \in J_1, \\ \vdots \\ 0, & t \in J_m, \\ \pi/2, & t \in J_{m+1}, \\ \vdots \\ \pi/2, & t \in J_{m+\ell}, \end{cases}, \quad \delta(t) = \begin{cases} \delta_1, & t \in J_1, \\ \vdots \\ \delta_m, & t \in J_m, \\ 0, & t \in J_{m+1}, \\ \vdots \\ 0, & t \in J_{m+\ell}, \end{cases}, \quad \nu(t) = \begin{cases} 0, & t \in J_1, \\ \vdots \\ 0, & t \in J_m, \\ \nu_1, & t \in J_{m+1}, \\ \vdots \\ \nu_\ell, & t \in J_{m+\ell}, \end{cases}$$

i.e., $\theta(t) = 0$ and $\nu(t) = 0$ for $\ell = 0$. Then, it follows from (2.6) that the single-valued analytic function g satisfies the boundary condition

$$(3.8) \quad \operatorname{Re} [e^{-i\theta(t)} g(\eta(t))] = \delta(t) + \nu(t) + \sum_{k=1}^{m'} a_k \operatorname{Re} [e^{-i\theta(t)} \log(\eta(t) - \alpha_k)].$$

Lemma 3.9. *The functions γ_k , for $k = 1, \dots, m'$, defined on J by*

$$(3.10) \quad \gamma_k(t) = \begin{cases} \operatorname{Re} [e^{-i\theta(t)} \log(\eta(t) - \alpha_k)], & \text{if } \ell' = \ell, \\ \operatorname{Re} [e^{-i\theta(t)} \log \frac{\eta(t) - \alpha_k}{\eta(t) - \alpha}], & \text{if } \ell' = \ell - 1, \end{cases}$$

are periodic for $t \in J_j$, $j = 1, 2, \dots, m + \ell$. For both cases, we have

$$(3.11) \quad \sum_{k=1}^{m'} a_k \gamma_k(t) = \sum_{k=1}^{m'} a_k \operatorname{Re} [e^{-i\theta(t)} \log(\eta(t) - \alpha_k)].$$

Proof. Since $\theta(t) = 0$ when $t \in J_j$ for each $j = 1, 2, \dots, m$, then the functions $\gamma_k(t)$ in (3.10) are periodic for $t \in J_j$ for each $j = 1, 2, \dots, m$.

When $t \in J_j$ for each $j = m+1, m+2, \dots, m+\ell$, we have the following two cases:

a) $\ell' = \ell$. For this case, $\Gamma_{m+\ell}$ is not the external boundary component of G . Recall that, for each $k = 1, 2, \dots, m'$, α_k is in the interior of the curve Γ_k . Thus, none of the auxiliary points $\alpha_1, \dots, \alpha_{m'}$ is interior to any of the curves $\Gamma_{m+1}, \dots, \Gamma_{m+\ell}$. Hence, the winding number of the function $z - \alpha_k$ is always zero along each boundary component Γ_{m+k} for $k = 1, 2, \dots, \ell$. Thus, we can always choose a branch cut of the logarithm function such that the functions $\gamma_k(t)$ given by the first formula in (3.10) are periodic for $t \in J_j$ for each $j = m+1, m+2, \dots, m+\ell$.

b) $\ell' = \ell - 1$. For this case, $\Gamma_{m+\ell}$ is the external boundary component of G . Hence, none of the auxiliary points $\alpha, \alpha_1, \dots, \alpha_{m'}$ is interior to any of the curves $\Gamma_{m+1}, \dots, \Gamma_{m+\ell-1}$. However, all the auxiliary points $\alpha, \alpha_1, \dots, \alpha_{m'}$ are interior to the curve $\Gamma_{m+\ell}$. Thus, the winding number of the function $\frac{z-\alpha_k}{z-\alpha}$ is always zero along each boundary component Γ_{m+k} for $k = 1, 2, \dots, \ell$. Hence, we can choose a branch cut of the logarithm function such that the functions $\gamma_k(t)$ given by the second formula in (3.10) are periodic for $t \in J_j$ for each $j = m+1, m+2, \dots, m+\ell$. For this case, we need to prove also that equation (3.11) holds for the functions $\gamma_k(t)$ defined by the second formula in (3.10). Since $\Gamma_{m+\ell}$ is the external boundary component of G , we have $m' = m$, and by (2.9), we have $\sum_{k=1}^{m'} a_k = 0$. Thus,

$$\begin{aligned}
\sum_{k=1}^{m'} a_k \gamma_k(t) &= \sum_{k=1}^{m'} a_k \operatorname{Re} \left[e^{-i\theta(t)} \log \frac{\eta(t) - \alpha_k}{\eta(t) - \alpha} \right] \\
&= \operatorname{Re} \left[e^{-i\theta(t)} \log(\eta(t) - \alpha) \right] \sum_{k=1}^{m'} a_k + \sum_{k=1}^{m'} a_k \operatorname{Re} \left[e^{-i\theta(t)} \log \frac{\eta(t) - \alpha_k}{\eta(t) - \alpha} \right] \\
&= \sum_{k=1}^{m'} a_k \operatorname{Re} \left[e^{-i\theta(t)} \log(\eta(t) - \alpha) + e^{-i\theta(t)} \log \frac{\eta(t) - \alpha_k}{\eta(t) - \alpha} \right] \\
&= \sum_{k=1}^{m'} a_k \operatorname{Re} \left[e^{-i\theta(t)} \log(\eta(t) - \alpha_k) \right],
\end{aligned}$$

and hence (3.11) holds for the functions $\gamma_k(t)$ defined by the second formula in (3.10). \square

Taking into account (3.11), we rewrite the boundary condition (3.8) as

$$(3.12) \quad \operatorname{Re} \left[e^{-i\theta(t)} g(\eta(t)) \right] = \delta(t) + \nu(t) + \sum_{k=1}^{m'} a_k \gamma_k(t)$$

where the functions γ_k are defined by (3.10). Since we are interesting in computing only $u = \operatorname{Re} F$, we can assume that $g(\infty) = c$ is real for unbounded G and $g(\alpha) = c$ is real for

bounded G . We introduce an auxiliary function f defined in G by

$$(3.13) \quad f(z) = \begin{cases} g(z) - c, & \text{if } G \text{ is unbounded,} \\ (g(z) - c)/(z - \alpha), & \text{if } G \text{ is bounded.} \end{cases}$$

Then f is a single-valued analytic function in G with $f(\infty) = 0$ for unbounded G . Let $A(t)$ be the complex-valued function defined by [N3]

$$(3.14) \quad A(t) = \begin{cases} e^{-i\theta(t)}, & \text{if } G \text{ is unbounded,} \\ e^{-i\theta(t)}(\eta(t) - \alpha), & \text{if } G \text{ is bounded.} \end{cases}$$

Hence the boundary condition (3.12) implies that the function f is a solution of the following Riemann-Hilbert problem

$$(3.15) \quad \operatorname{Re} [A(t)f(\eta(t))] = -c \cos \theta(t) + \delta(t) + \nu(t) + \sum_{k=1}^{m'} a_k \gamma_k(t).$$

Observe that solving the Riemann-Hilbert problem (3.15) requires finding the unknown analytic functions f as well as the unknown real constants $a_1, \dots, a_m, c, \nu_1, \dots, \nu_\ell$ in the right-hand side of (3.15).

4. THE GENERALIZED NEUMANN KERNEL

The generalized Neumann kernel $N(s, t)$ is defined for $(s, t) \in J \times J$ by [WN]

$$N(s, t) = \frac{1}{\pi} \operatorname{Im} \left(\frac{A(s)}{A(t)} \frac{\dot{\eta}(t)}{\eta(t) - \eta(s)} \right).$$

Closely related to the kernel N is the following kernel $M(s, t)$ defined for $(s, t) \in J \times J$ by [WN]

$$M(s, t) = \frac{1}{\pi} \operatorname{Re} \left(\frac{A(s)}{A(t)} \frac{\dot{\eta}(t)}{\eta(t) - \eta(s)} \right).$$

The kernel N is continuous and the kernel M has a singularity of cotangent type [WN].

Let H denote the space of all real-valued Hölder continuous functions on the boundary Γ . In this paper, for simplicity, if ϕ is a real-valued function defined on the boundary Γ , then we write $\phi(\eta(t))$ as $\phi(t)$. Further, any piecewise constant function $h \in H$ defined by

$$h(t) = h_k \quad \text{for } t \in J_k,$$

with real constants h_k for $k = 1, \dots, m + \ell$ will be denoted by

$$h(t) = (h_1, \dots, h_{m+\ell}), \quad t \in J.$$

The integral operators with the kernels $N(s, t)$ and $M(s, t)$ are defined on H by

$$(4.1) \quad (\mathbf{N}\phi)(s) = \int_J N(s, t) \phi(t) dt, \quad s \in J,$$

$$(4.2) \quad (\mathbf{M}\phi)(s) = \int_J M(s, t) \phi(t) dt, \quad s \in J.$$

The identity operator on H will be denoted by \mathbf{I} . Then, we have the following theorem from [N2].

Theorem 4.3. *For each $k = 1, 2, \dots, m'$, let the function γ_k be given by (3.10). Then, there exists a unique real-valued function $\mu_k \in H$ and a unique piecewise constant real-valued function $h_k = (h_{1,k}, h_{2,k}, \dots, h_{m+\ell,k})$ such that*

$$(4.4) \quad A(t)f_k(\eta(t)) = \gamma_k(t) + h_k(t) + i\mu_k(t), \quad t \in J,$$

are boundary values of an analytic function f_k in G with $f(\infty) = 0$ for unbounded G . The function μ_k is the unique solution of the integral equation

$$(4.5) \quad (\mathbf{I} - \mathbf{N})\mu_k = -\mathbf{M}\gamma_k$$

and the function h_k is given by

$$(4.6) \quad h_k = [\mathbf{M}\mu_k - (\mathbf{I} - \mathbf{N})\gamma_k]/2.$$

The integral equation (4.5) been used for computing the conformal map from bounded and unbounded multiply connected domains onto several canonical slit domains, see e.g., [N1, N2, N3]. The following lemma is needed to prove Theorems 4.9 and 4.22 below.

Lemma 4.7. *If f is an analytic function in G with $f(\infty) = 0$ for unbounded G such that its boundary values satisfy the boundary condition*

$$(4.8) \quad \operatorname{Re}[A(t)f(\eta(t))] = \gamma(t)$$

for a piecewise constant real-valued function $\gamma(t) = (c_1, c_2, \dots, c_{m+\ell})$, then f is the zero function and $c_1 = c_2 = \dots = c_{m+\ell} = 0$.

Proof. The solvability of the Riemann-Hilbert problem (4.8) depends on the winding number of the function A . For the function A defined in (3.14), the Riemann-Hilbert problem (4.8) is not necessarily solvable [N3]. However, by Theorem 4.3, a unique piecewise constant real-valued function $h(t) = (h_1, h_2, \dots, h_{m+\ell})$ exists such that the Riemann-Hilbert problem

$$\operatorname{Re}[A(t)f(\eta(t))] = \gamma(t) + h(t)$$

is uniquely solvable (see also [N3, WN]). By the uniqueness of the piecewise constant function h and since the function γ is a piecewise constant function, the function h must be given by $h(t) = -\gamma(t)$ since the problem

$$\operatorname{Re}[A(t)f(\eta(t))] = \gamma(t) + h(t) = 0$$

will be solvable and has the zero solution $f(z) = 0$. □

In the remaining part of this section, we shall use Theorem 4.3 to present a method for computing the real constants a_1, \dots, a_m and hence computing $\operatorname{cap}(C)$ through (2.12). Recall from (2.1) that either $m' = m$ or $m' = m - 1$. These two cases of m' will be considered separately in the following two subsections.

4.1. **Case I:** $m' = m$. This case includes the following two subcases:

- (1) Both G and B are unbounded (see Figure 1). For this subcase, we have $m' = m \geq 2$, $\ell' = \ell \geq 0$ (where $B = \mathbb{C}$ for $\ell = 0$), A is given by the first formula in (3.14), and the functions γ_k for $k = 1, 2, \dots, m$ are given by the first formula in (3.10).
- (2) Both G and B are bounded (see Figure 2). For this subcase, we have $m' = m \geq 2$, $\ell' = \ell - 1 \geq 0$, $\Gamma_{m+\ell}$ is the external boundary component of G , A is given by the second formula in (3.14), and the functions γ_k for $k = 1, 2, \dots, m$ are given by the second formula in (3.10).

For these two subcases, all the simply connected domains G_1, \dots, G_m are bounded (see Figures 1 and 2). In Figures 1 and 2, and in all figures throughout the paper, the boundaries of the domain B are the “dash-dotted” curves and the boundaries of the plates of the condenser are the “solid” curves.

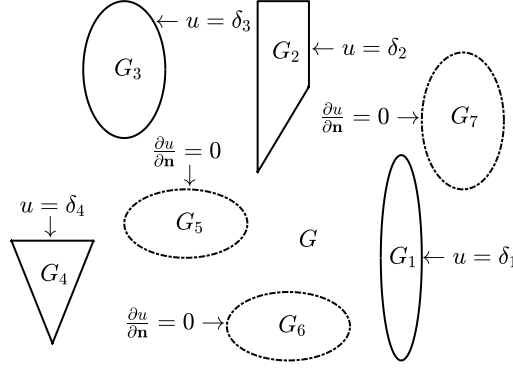


FIGURE 1. An example of an unbounded multiply connected domain G for $m = 4$ and $\ell = 3$ for Case I (both G and B are unbounded).

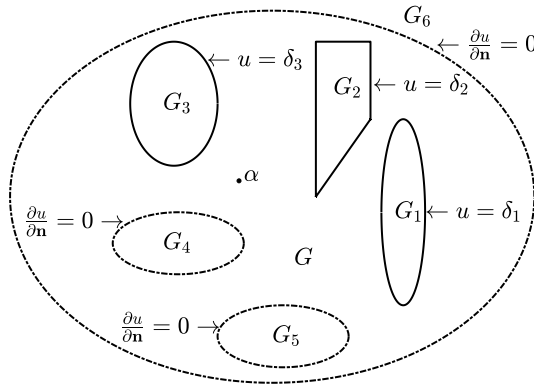


FIGURE 2. An example of a bounded multiply connected domain G for $m = 3$ and $\ell = 3$ for Case I (both G and B are bounded).

The following theorem provides us with a method for computing the unknown real constants a_1, \dots, a_m . The theorem will be proved using an approach similar to the approach used in proving Theorems 4.2 and 4.3 in [NLS],

Theorem 4.9. *For each $k = 1, 2, \dots, m$, let the function γ_k be defined by (3.10), μ_k be the unique solution of the integral equation (4.5), and the piecewise constant function $h_k = (h_{1,k}, h_{2,k}, \dots, h_{m+\ell,k})$ be given by (4.6). Then, the boundary values of the function f in (3.15) are given by*

$$(4.10) \quad A(t)f(\eta(t)) = \sum_{k=1}^m a_k [\gamma_k(t) + h_k(t) + i\mu_k(t)]$$

and the $m + \ell + 1$ unknown real constants $a_1, \dots, a_m, c, \nu_1, \dots, \nu_\ell$ are the components of the unique solution vector of the linear system

$$(4.11) \quad \begin{bmatrix} h_{1,1} & \cdots & h_{1,m} & 1 & & \\ \vdots & \ddots & \vdots & \vdots & & \\ h_{m,1} & \cdots & h_{m,m} & 1 & & \\ h_{m+1,1} & \cdots & h_{m+1,m} & 0 & -1 & \\ \vdots & \ddots & \vdots & \vdots & \ddots & \\ h_{m+\ell,1} & \cdots & h_{m+\ell,m} & 0 & 0 & -1 \\ -\frac{1}{1} & \cdots & -\frac{1}{1} & 0 & 0 & 0 \end{bmatrix} \begin{bmatrix} a_1 \\ \vdots \\ a_m \\ -\frac{a_m}{c} \\ -\frac{1}{\nu_1} \\ \vdots \\ \nu_\ell \end{bmatrix} = \begin{bmatrix} \delta_1 \\ \vdots \\ \delta_m \\ 0 \\ \vdots \\ 0 \\ 0 \end{bmatrix}.$$

Proof. Suppose that f is the analytic function in G with $f(\infty) = 0$ for unbounded G and satisfies the boundary condition (3.15). Suppose also that \hat{f} is defined in G by

$$(4.12) \quad \hat{f}(z) = \sum_{k=1}^m a_k f_k(z)$$

where f_k are as in Theorem 4.3 and the constants a_1, \dots, a_m satisfy the condition (2.9). Then \hat{f} is analytic in G with $f(\infty) = 0$ for unbounded G and the boundary values of \hat{f} satisfy

$$(4.13) \quad \operatorname{Re} [A(t)\hat{f}(\eta(t))] = \sum_{k=1}^m a_k \gamma_k(t) + \sum_{k=1}^m a_k h_k(t).$$

Then the function Ψ defined by $\Psi(z) = \hat{f}(z) - f(z)$ is analytic in G with $\Psi(\infty) = 0$ for unbounded G . Since $m' = m$, it follows from (3.15) and (4.13) that

$$(4.14) \quad \operatorname{Re} [A(t)\Psi(\eta(t))] = \sum_{k=1}^m a_k h_k(t) + c \cos \theta(t) - \delta(t) - \nu(t).$$

The right-hand side is a piecewise constant function, and then Lemma 4.7 implies that Ψ is the zero function and hence $f(z) = \hat{f}(z)$. Thus, (4.10) follows from (4.4) and (4.12).

Further, since Ψ is the zero function, the right-hand side of (4.14) is also the zero function and hence

$$(4.15) \quad \sum_{k=1}^m a_k h_k + c \cos \theta(t) - \nu(t) = \delta(t).$$

Since, in view of (3.7), $\cos \theta(t) = 1$ for $t \in J_k$ for $k = 1, 2, \dots, m$ and $\cos \theta(t) = 0$ for $t \in J_k$ for $k = m+1, m+2, \dots, m+\ell$, then (4.15) and (2.9) imply that the real constants $a_1, \dots, a_m, c, \nu_1, \dots, \nu_\ell$ are the components of a solution vector of the linear system (4.11).

To show that the linear system (4.11) has a unique solution, let $[a_1, \dots, a_m, c, \nu_1, \dots, \nu_\ell]^T$ be a solution to the homogeneous linear system obtained by assuming that the right-hand side of (4.11) is the zero vector. Then, the homogeneous system implies that

$$(4.16) \quad \sum_{k=1}^m a_k h_k + c \cos \theta(t) - \nu(t) = 0, \quad \sum_{k=1}^m a_k = 0.$$

Assume that the functions f_k are as in Theorem 4.3 and \hat{f} is defined by (4.12). Hence, in view of (4.13), the boundary values of the function \hat{f} satisfy

$$(4.17) \quad \operatorname{Re} [A(t)\hat{f}(\eta(t))] = \sum_{k=1}^m a_k \gamma_k(t) + \nu(t) - c \cos \theta(t).$$

Then, we define a function \hat{F} in G by

$$(4.18) \quad \hat{F}(z) = \begin{cases} (z - \alpha)\hat{f}(z) - \sum_{k=1}^m a_k \log(z - \alpha_k), & \text{if } G \text{ is bounded,} \\ \hat{f}(z) - \sum_{k=1}^m a_k \log(z - \alpha_k), & \text{if } G \text{ is unbounded,} \end{cases}$$

For unbounded G , the function $\hat{F}(z)$ can be written as

$$\hat{F}(z) = \hat{f}(z) - \sum_{k=1}^m a_k [\log z + \log(1 - \alpha_k/z)] = \hat{f}(z) - \log z \sum_{k=1}^m a_k - \sum_{k=1}^m a_k \log(1 - \alpha_k/z).$$

Since $\hat{f}(\infty) = 0$ and $\sum_{k=1}^m a_k = 0$, we have $\hat{F}(\infty) = 0$. Thus, the function $\hat{F}(z)$ is analytic in G for both cases of bounded and unbounded G but it is not necessarily single valued. In view of (3.14), the boundary values of the function \hat{F} satisfy

$$\operatorname{Re} [e^{-i\theta(t)} \hat{F}(\eta(t))] = \operatorname{Re} [A(t)\hat{f}(\eta(t))] - \sum_{k=1}^m a_k \operatorname{Re} [e^{-i\theta(t)} \log(\eta(t) - \alpha_k)].$$

Then by (3.11) and (4.17), we have

$$\operatorname{Re} [e^{-i\theta(t)} \hat{F}(\eta(t))] = \nu(t) - c \cos \theta(t),$$

which, in view of (3.7), implies that

$$(4.19a) \quad \operatorname{Re} [\hat{F}(\eta(t))] = -c \quad \text{for } \eta(t) \in \Gamma_k, \quad k = 1, 2, \dots, m,$$

and

$$(4.19b) \quad \operatorname{Im} [\hat{F}(\eta(t))] = \nu_k \quad \text{for } \eta(t) \in \Gamma_k, \quad k = m+1, m+2, \dots, m+\ell.$$

By differentiation both sides of (4.19b) with respect to the parameter t , we obtain

$$(4.20) \quad \operatorname{Im} [\eta'(t) \hat{F}'(\eta(t))] = 0 \quad \text{for } \eta(t) \in \Gamma_k, \quad k = m+1, m+2, \dots, m+\ell.$$

Let the real function u be defined for $z \in G \cup \partial G$ by

$$u(z) = \operatorname{Re} \hat{F}(z).$$

Then u is harmonic in G . In view of (3.5), we have

$$(4.21) \quad \frac{\partial u}{\partial \mathbf{n}} = \operatorname{Re} \left[\frac{-i\eta'(t)}{|\eta'(t)|} \hat{F}'(\eta(t)) \right] = \frac{1}{|\eta'(t)|} \operatorname{Im} [\eta'(t) \hat{F}'(\eta(t))].$$

Thus, by (4.19a), (4.20), and (4.21), the boundary values of u satisfy the mixed-boundary condition

$$\begin{aligned} u(\zeta) &= -c, & \zeta \in \Gamma_k, & \quad k = 1, 2, \dots, m, \\ \frac{\partial u}{\partial \mathbf{n}}(\zeta) &= 0, & \zeta \in \Gamma_k, & \quad k = m+1, m+2, \dots, m+\ell. \end{aligned}$$

Since the above mixed boundary value problem has a unique solution, it is clear that the unique solution is the constant function $u(z) = -c$ for all $z \in G \cup \partial G$. Thus the real part of \hat{F} is constant for $z \in G$, and hence, by the Cauchy-Riemann equations, \hat{F} is constant in G , say equal to C . This implies that $\hat{F}(z) = 0$ for all $z \in G$ when G is unbounded since $\hat{F}(\infty) = 0$. Then, for all $z \in G$, it follows from (4.18) that

$$\sum_{k=1}^m a_k \log(z - \alpha_k) = \begin{cases} -C + (z - \alpha) \hat{f}(z), & \text{if } G \text{ is bounded,} \\ \hat{f}(z), & \text{if } G \text{ is unbounded,} \end{cases}$$

which implies that $a_1 = a_2 = \dots = a_m = 0$ since the functions on the right-hand side are single-valued and the function on the left-hand side is multi-valued. Thus, for bounded G , we have $(z - \alpha) \hat{f}(z) = C$ for all $z \in G$. By substituting $z = \alpha$, we find $C = 0$ and hence $\hat{F}(z) = 0$ for all $z \in G \cup \partial G$. Thus for both cases of bounded and unbounded G , we have $F(z) = 0$ for all $z \in G \cup \partial G$. Hence, it follows from (4.19) that $c = 0$ and $\nu_1 = \nu_2 = \dots = \nu_\ell = 0$. Thus, the homogeneous linear system has only the trivial solution $[a_1, \dots, a_m, c, \nu_1, \dots, \nu_\ell]^T = \mathbf{0}$, and hence the matrix of the linear system (4.11) is non-singular. \square

4.2. Case II: $m' = m - 1$. For this case, G is a bounded multiply connected domain of connectivity $m + \ell$ with $m \geq 2$ and B is an unbounded multiply connected domain of connectivity $\ell' = \ell \geq 0$ (where $B = \mathbb{C}$ for $\ell = 0$). Here, the simply connected domains G_1, \dots, G_{m-1} are bounded, the simply connected domain G_m is unbounded, and Γ_m is the external boundary component of G (see Figure 3). Further, A is given by the second formula in (3.14) and the functions γ_k for $k = 1, 2, \dots, m - 1$ are given by the first formula in (3.10). For this case, the values of the unknown real constants $a_1, \dots, a_{m-1}, c, \nu_1, \dots, \nu_\ell$ can be computed as in the following theorem. Then a_m is computed through (2.10).

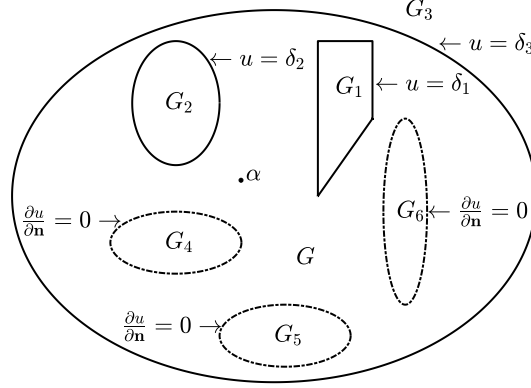


FIGURE 3. An example of a bounded field of the condenser G for $m = 3$ and $\ell = 3$ for case II ($m' = m - 1$, $\ell' = \ell$).

Theorem 4.22. For each $k = 1, 2, \dots, m - 1$, let the function γ_k be defined by (3.10), let μ_k be the unique solution of the integral equation (4.5), and let the piecewise constant function $h_k = (h_{1,k}, h_{2,k}, \dots, h_{m+\ell,k})$ be given by (4.6). Then, the boundary values of the function f in (3.15) are given by

$$(4.23) \quad A(t)f(\eta(t)) = \sum_{k=1}^{m-1} a_k [\gamma_k(t) + h_k(t) + i\mu_k(t)]$$

and the $m + \ell$ unknown real constants $a_1, \dots, a_{m-1}, c, \nu_1, \dots, \nu_\ell$ are the unique solution of the linear system

$$(4.24) \quad \begin{bmatrix} h_{1,1} & \cdots & h_{1,m-1} & 1 & \vdots & & \\ \vdots & \ddots & \vdots & \vdots & \vdots & & \\ h_{m,1} & \cdots & h_{m,m-1} & 1 & \vdots & & \\ h_{m+1,1} & \cdots & h_{m+1,m-1} & 0 & -1 & \cdots & \\ \vdots & \ddots & \vdots & \vdots & \vdots & \ddots & \\ h_{m+\ell,1} & \cdots & h_{m+\ell,m-1} & 0 & O & \cdots & -1 \end{bmatrix} \begin{bmatrix} a_1 \\ \vdots \\ a_{m-1} \\ c \\ \nu_1 \\ \vdots \\ \nu_\ell \end{bmatrix} = \begin{bmatrix} \delta_1 \\ \vdots \\ \delta_m \\ 0 \\ \vdots \\ 0 \end{bmatrix}.$$

Proof. The theorem can be proved by the same argument as in the proof of Theorem 4.9. \square

4.3. Computing the capacity $\text{cap}(C)$ and the potential function u . By solving the integral equations (4.5) and then solving the linear system (4.11) (or (4.24)), we obtain the real constants a_1, \dots, a_m . Then, we can compute the capacity $\text{cap}(C)$ from (2.12). We can also compute the boundary values of the auxiliary analytic function $f(z)$ through (4.10) or (4.23). Then the values of $f(z)$ at interior points $z \in G$ can be computed by Cauchy's integral formula. Since $u(z) = \text{Re}[F(z)]$, it follows from (2.6) and (3.13) that the function $u(z)$ is given for $z \in G$ by

$$(4.25) \quad u(z) = \begin{cases} c + \text{Re}[(z - \alpha)f(z)] - \sum_{k=1}^{m'} a_k \log |z - \alpha_k|, & \text{if } G \text{ is bounded,} \\ c + \text{Re}[f(z)] - \sum_{k=1}^{m'} a_k \log |z - \alpha_k|, & \text{if } G \text{ is unbounded,} \end{cases}$$

4.4. Outline of the algorithm. The method presented in this section for computing the capacity $\text{cap}(C)$ and the potential function u can be summarized in the following algorithm. Steps 10–12 are needed only if it is required to compute the values of the potential function.

Algorithm 4.26. (Computing the capacity $\text{cap}(C)$ and the potential function u).

1. Parametrize the boundary components Γ_j by $\eta_j(t)$, $t \in [0, 2\pi]$, for $j = 1, 2, \dots, m + \ell$, where Γ_j for $j = 1, 2, \dots, m$ are the boundaries of the plates E_j of the condenser and Γ_j for $j = m + 1, m + 2, \dots, m + \ell$ are the boundary components of the domain B .
2. If G is bounded and B is unbounded, then we define $m' = m - 1$ and $\ell' = \ell$. For this case, the plates E_1, \dots, E_{m-1} are bounded, the plate E_m is unbounded and Γ_m is the external boundary component of G .
3. If both domains B and G are bounded, then we define $m' = m$ and $\ell' = \ell - 1$. For this case, the plates E_1, \dots, E_m are bounded and $\Gamma_{m+\ell}$ is the external boundary component of G .
4. If both domains B and G are unbounded, then we define $m' = m$ and $\ell' = \ell$. For this case, the plates E_1, \dots, E_m are bounded.
5. Define the functions A by (3.14).
6. Define the functions γ_k for $k = 1, 2, \dots, m'$ by (3.10).
7. For $k = 1, 2, \dots, m'$, compute the function μ_k by solving the integral equation (4.5) and compute the function h_k through (4.6).
8. Compute the $m + \ell + 1$ real constants $a_1, \dots, a_m, c, \nu_1, \dots, \nu_{\ell}$ by solving one of the linear system (4.11) or (4.24). For $m' = m - 1$, a_m is computed through (2.10).
9. Compute the capacity $\text{cap}(C)$ from (2.12).
10. Compute the boundary values of the analytic function f through (4.10) or (4.23).
11. Compute the values of $f(z)$ for $z \in G$ by the Cauchy integral formula.
12. Compute the values of the potential function u by (4.25).

5. NUMERICAL IMPLEMENTATION OF THE ALGORITHM

The main steps in the Algorithm 4.26 are steps 7 and 8. In step 8, the size of the linear system is usually quite small and hence we solve it using MATLAB “backslash”

operator. For step 7, the m' integral equation (4.5) are solved using the MATLAB function **fbie** from [N3]. In the function **fbie**, the integral equations (4.5) is discretized by the Nyström method with the trapezoidal rule [AT, TW]. The size of the obtained linear system is usually large. So, in the function **fbie**, the linear system is solved iteratively using the MATLAB function **gmres**. The matrix-vector multiplication in **gmres** is computed in a fast and efficiently way using the MATLAB function **zfmm2dpart** from the toolbox **FMMLIB2D** [GG]. The function **fbie** computes also the m' piecewise constant functions h_k in (4.6).

For domains with smooth boundaries, we use the trapezoidal rule with equidistant nodes. We discretize each interval $J_k = [0, 2\pi]$, for $k = 1, 2, \dots, m + \ell$, by n equidistant nodes s_1, \dots, s_n where

$$(5.1) \quad s_k = (k-1) \frac{2\pi}{n}, \quad k = 1, \dots, n,$$

and n is an even integer. We write $\mathbf{s} = [s_1, \dots, s_n]$. Then, we discretize the parameter domain J by the $m + \ell$ copies of \mathbf{s} ,

$$(5.2) \quad \mathbf{t} = [\mathbf{s}, \mathbf{s}, \dots, \mathbf{s}]^T.$$

This leads to the discretizations

$$(5.3) \quad \eta(\mathbf{t}) = [\eta_1(\mathbf{s}), \eta_2(\mathbf{s}), \dots, \eta_{m+\ell}(\mathbf{s})]^T, \quad \eta'(\mathbf{t}), \quad A(\mathbf{t}), \quad \gamma_k(\mathbf{t}), \quad k = 1, 2, \dots, m'.$$

In MATLAB, these discretized functions are stored in the vectors **et**, **etp**, **A**, **gamk**, respectively. Then the discretizations vectors **muk** and **hk** of the functions μ_k and h_k in (4.5) and (4.6) are computed by calling

$$[\mathbf{muk}, \mathbf{hk}] = \mathbf{fbie}(\mathbf{et}, \mathbf{etp}, \mathbf{A}, \mathbf{gamk}, n, \mathbf{iprec}, \mathbf{restart}, \mathbf{tol}, \mathbf{maxit}).$$

In the numerical experiments in the next sections, we choose **iprec** = 5 (the tolerance of the FMM is 0.5×10^{-15}), **restart** = [] (GMRES is used without restart), **tol** = **1e-14** (the tolerance of the GMRES method is 10^{-14}), and **maxit** = 100 (the maximum number of GMRES iterations is 100). The values $h_{j,k}$ are then computed by taking arithmetic means:

$$h_{j,k} = \frac{1}{n} \sum_{i=1+(j-1)n}^{jn} h_k(t_i), \quad j = 1, 2, \dots, m + \ell, \quad k = 1, 2, \dots, m'.$$

These values are used to build the linear system (4.11) or (4.24). Thus, the computational cost of the overall method for computing the capacity $\text{cap}(C)$ is $O(m'(m + \ell)n \ln n)$ operations for step (7) and $O((m + \ell)^3)$ operations for step (8).

For fast and accurate computing of the Cauchy integral formula in step (11), we use the MATLAB function **fcau** from [N3]. The function **fcau** is based on using the MATLAB function **zfmm2dpart** in [GG]. Using the function **fcau**, the Cauchy integral formula can be computed at p interior points in $O(p + (m + \ell)n)$ operations.

For domains with corners (excluding cusps), the trapezoidal rule with equidistant nodes yields only poor convergence and hence the trapezoidal rule with a graded mesh will be used [Kre]. Equivalently, we can remove the discontinuity of the derivatives of the solution of the integral equation at the corner points by choosing an appropriate one-to-one function

$\sigma : J \rightarrow J$. Then we parametrize the boundary Γ by $\eta(t) = \hat{\eta}(\sigma(t))$ where $\hat{\eta}$ is any parametrization function of the boundary Γ (see [Kre, LSN] for more details, the above function σ is denoted by δ in [LSN]).

The proposed method can be implemented in MATLAB as in the following function `capgc.m`.

```
function [cap , uz] = capgc(et,etp,alphav,deltav,m,mp,ell,alpha,z)
% Compute the capacity of the generalized condensers (B,E,delta)
%
% Input:
% 1,2) et, etp: parametrization of the boundary and its first derivative
% 3) alphav=[alphav(1),...,alphav(mp)]: alphav(j) is an auxiliary point
% interior to the boundary component \Gamma_j
% 4) deltav=[deltav(1),...,deltav(m)]: deltav(j) is the value of the
% potential function u on \Gamma_j
% 5) m: the number of the closed sets E_k
% 6) mp: mp=m-1 if \Gamma_m is the external boundary component of G,
% o.w., mp=m
% 7) ell: the multiplicity of the domain B (B=C for ell=0)
% 8) alpha: for bounded G, alpha is an auxiliary point in G
%           for unbounded G, alpha=inf
% 9) z: a row vector of points in G (if it is required to compute u(z))
%
% Output:
% cap (the capacity of the generalized condensers (C,E,delta)).
% uz (the values of the potential function u(z) if z is given).
%
% Computing the constants \h_{j,k} for j=1,2,...,m+ell and k=1,2,...,mp
ellp = ell ; ellp(abs(alpha)<inf & mp==m)=ell-1;
n=length(et)/(m+ell); tht=zeros(size(et)); tht(m*n+1:end)=pi/2;
if mp==m & ellp==ell
    A=exp(-i.*tht);
else
    A=exp(-i.*tht).*(et-alpha);
end
for k=1:mp
    for j=1:m+ell
        jv = 1+(j-1)*n:j*n;
        if (ellp==ell)
            gamk{k}(jv,1)=real(exp(-i.*tht(jv)).*clog(et(jv)-alphav(k)));
        else
            gamk{k}(jv,1)=real(exp(-i.*tht(jv)).*...
                clog((et(jv)-alphav(k))./(et(jv)-alpha)));
        end
    end
end
```

```

[mu{k}, h{k}] = fbie(et, etp, A, gamk{k}, n, 5, [], 1e-14, 100);
for j=1:m+ell
    hjk(j, k) = mean(h{k} (1+(j-1)*n:j*n));
end
end
% Computing the constants a_k for k=1,2,...,m
mat=hjk; mat(1:m, mp+1)=1; mat(m+1:m+ell, mp+1)=0;
mat(1:m, mp+2:mp+ell+1)=0; mat(m+1:m+ell, mp+2:mp+ell+1)=-eye(ell);
rhs(1:m, 1)=deltav; rhs(m+1:m+ell, 1)=0;
if mp==m
    mat(m+ell+1, 1:m)=1; mat(m+ell+1, m+1:m+ell+1)=0; rhs(m+ell+1, 1)=0;
end
x=mat\rhs; a=x(1:mp, 1); c=x(mp+1);
if mp==m-1
    a(m, 1)=-sum(a);
end
% Computing the capacity
cap = (2*pi)*sum(deltav(:).*a(:));
% compute the values of the potential function u(z) if z is given
if nargin==9
    fet = zeros(size(et)); uz=zeros(size(z));
    for k=1:mp
        fet = fet+a(k).*(gamk{k}+h{k}+i.*mu{k})./A;
        uz=uz-a(k)*log(abs(z-alpha(k)));
    end
    if abs(alpha)<inf
        fz=fcau(et, etp, fet, z);
        uz=uz+c+real((z-alpha).*fz);
    else
        fz=fcau(et, etp, fet, z, n, 0);
        uz=uz+c+real(fz);
    end
end
end
end

```

In this paper, computations were performed in MATLAB R2017a on an ASUS Laptop with Intel(R) Core(TM) i7-8750H CPU @2.20GHz, 2208 Mhz, 6 Core(s), 12 Logical Processor(s), and 16GB RAM. The computation times presented in this paper were measured with the MATLAB tic toc commands. All the computer codes of our computations are available in the internet link <https://github.com/mmsnasser/gc>.

6. NUMERICAL EXAMPLES - REGULAR CONDENSERS

In this section, we shall consider several numerical examples of regular condensers. Some of these examples either have known capacity or have been considered in the literature. So, we can compare the obtained results with the exact capacity or with known capacity

computed by other researchers. For such case, we have $\ell = 0$ and $\{\delta_k\}_{k=1}^m$ containing exactly two different numbers which are 1 and 0.

6.1. Two circles.

In this example, we consider the generalized condenser $C = (B, E, \delta)$ with $B = \mathbb{C}$ (and hence $\ell = 0$), $E = \{E_1, E_2\}$ (and hence $m = 2$), and $\delta = \{0, 1\}$. The plates of the condenser are given by $E_k = \overline{G_k}$, $k = 1, 2$, where $G_1 = \{z : |z| < 1\}$ and $G_2 = \{z : |z - a| < r\}$ for $r > 0$ and a real number a with $a > 1 + r$. So, for this example, the generalized condenser reduces to a regular condenser, $\ell' = \ell = 0$, and $m' = m = 2$. Thus, the field of the condenser, G is the doubly connected domain in the exterior of the two circles $\Gamma_1 = \{z : |z| = 1\}$ and $\Gamma_2 = \{z : |z - a| = r\}$ (see Figure 4 (left) for $a = 2$ and $r = 0.5$). The exact value of conformal capacity is given by $\text{cap}(G) = 2\pi/\log(1/q)$ where q is obtained by solving the following equation [V]

$$\frac{(1+q)^2}{q} = \frac{(1+a-r)(a+r-1)}{r}.$$

We use the method presented in Section 5 with $n = 2^{10}$ to compute approximate values for the capacity for $a = 2$ and for several values of r between 0.01 and 0.99. The relative errors for the computed values for this case are presented in Figure 4(right). The level curves of the function u for $a = 2$ and $r = 0.5$ are shown in Figure 4 (left).

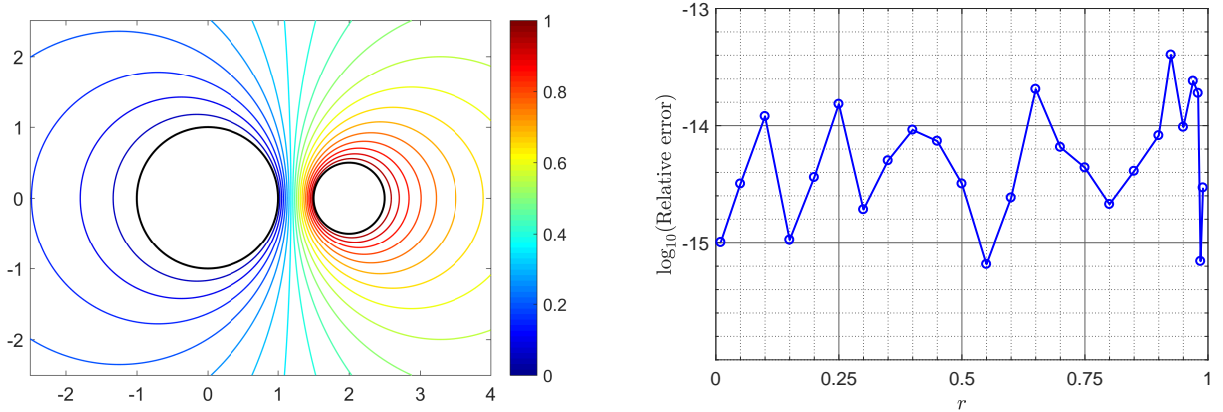


FIGURE 4. The field of the condenser and the level curves of the function u for Example 6.1 (left) and the relative errors in the computed values (right).

6.2. Square with two triangles.

In this example, we consider the generalized condenser $C = (B, E, \delta)$ with $B = \mathbb{C}$, $E = \{E_1, E_2, E_3\}$ where $E_k = \overline{G_k}$, $k = 1, 2, 3$, and $\delta = \{1, 1, 0\}$. Here, G_1 is the interior of the triangles with the vertices $ia, -(b-a)/\sqrt{3} + ib, (b-a)/\sqrt{3} + ib$, G_2 is the interior of the triangles with the vertices $-ia, (b-a)/\sqrt{3} - ib, -(b-a)/\sqrt{3} - ib$, and G_3 is the exterior of the square with the vertices $1+i, -1+i, -1-i, 1-i$. So, $\ell' = \ell = 0$, $m = 3$, $m' = 2$, and the generalized condenser reduces to a regular condenser. The field of the condenser, G ,

is then the bounded multiply connected domain in the exterior of the two triangles and in the interior of the square (see Figure 5).

This example has been considered in [BSV, Example 7] for several values of a and b . We use the presented method with $n = 3 \times 2^{13}$ to compute the capacity for the same values of a and b used in [BSV]. The obtained results as well as the results presented in [BSV] are shown in Table 1. The level curves of the function u for $a = 0.2$ and $b = 0.7$ are shown in Figure 5.

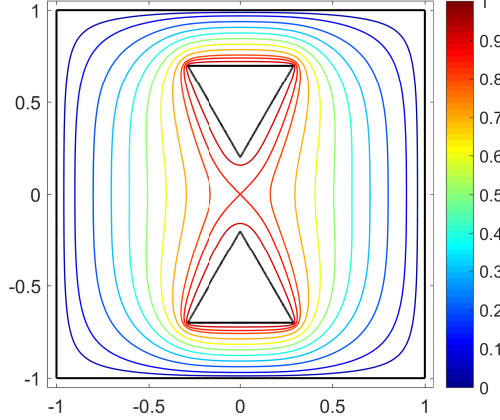


FIGURE 5. The field of the condenser and the level curves of the function u for the condenser in Example 6.2.

TABLE 1. The approximate values of the capacity $\text{Cap}(C)$ for Example 6.2.

a	b	Our Method	[BSV]
0.1	0.3	3.93241437137267	3.9324143
0.2	0.4	4.41198623240832	4.4119861
0.2	0.7	9.49308124679268	9.4930811
0.3	0.8	12.1180118821912	12.1180117
0.3	0.9	21.6586490491066	21.6586487

6.3. Cantor dust.

Cantor dust is a generalization of the classical Cantor middle third set to dimension two. Let $I_0 = [0, 1]$ and recursively define

$$I_k = \frac{1}{3}I_{k-1} \cup \left(\frac{1}{3}I_{k-1} + \frac{2}{3} \right), \quad k \geq 1.$$

This means that I_k is constructed by “removing” the middle one third of each interval I_{k-1} . For $k = 0, 1, 2, \dots$, the closed set I_k consists of 2^k closed intervals. Then, we define the closed sets S_k as

$$S_k = I_k \times I_k, \quad k \geq 0,$$

where S_k consists of 4^k closed square regions, say E_1, E_2, \dots, E_{4^k} (see Figure 6 for $k = 1$ (left) and $k = 2$ (right)). Then the Cantor dust is defined as

$$S = \bigcap_{k=1}^{\infty} S_k.$$

For $k = 0, 1, 2, \dots$, we consider the generalized condensers $C_k = (B, E, \delta)$ with $B = \mathbb{C}$ and $E = \{E_1, E_2, \dots, E_{4^k}\}$, i.e., we have 4^k plates. For the levels of the potential function $\delta = \{\delta_j\}_{j=1}^{4^k}$, we assume $\delta_j = 0$ for half of the plates (the plates below the line $y = 0.5$) and $\delta_j = 1$ for the other half (the plates above the line $y = 0.5$). Thus, $\ell = 0$, $m' = m = 4^k$, and the generalized condenser reduces to a regular condenser. The field of the condenser, G , is then the unbounded multiply connected domain in the exterior of the closed sets S_k (see Figure 6).

The approximate value of the capacity for $k = 1, 2, 3, 4, 5$ are shown in Table 2 and the level curves of the function u for $k = 1, 2$ are shown in Figure 6. For each k , the method requires solving $m' = 4^k$ integral equations. The CPU time presented in Table 2 shows that the method can be used to compute the capacity $\text{Cap}(C_k)$ in reasonable time even when m' becomes large. The presented method is used with $n = 2^9$.

TABLE 2. The approximate values of the capacity $\text{Cap}(C_k)$ for Example 6.3.

k	$m = 4^k$	$\text{cap}(C_k)$	Time (sec)
1	4	4.652547172280	0.96
2	16	4.562140107251	7.33
3	64	4.531267950053	87.23
4	256	4.519885740453	1312.67
5	1024	4.515629401820	19880.56

6.4. Cantor dust in a circle.

In this example, we consider the generalized condensers $C_k = (B, E, \delta)$ with $B = \mathbb{C}$, $E = \{E_1, E_2, \dots, E_{4^k}, E_{4^k+1}\}$ where E_1, E_2, \dots, E_{4^k} are as in Example 6.3 and $E_{4^k+1} = \{z \in \mathbb{C} : |z - (0.5 + 0.5i)| \geq 1\}$. For the levels of the potential function, we assume $\delta = \{0, 0, \dots, 0, 1\}$, i.e., the boundary values of the potential function u are 1 on the circle $|z - (0.5 + 0.5i)| = 1$ and 0 on the boundary of S_k , $k = 0, 1, 2, \dots$. Thus, $\ell' = \ell = 0$, $m' = m - 1 = 4^k$, and the generalized condenser reduces to a regular condenser. The field of the condenser, G , is then the bounded multiply connected domain in the exterior of the closed sets S_k and in the interior of the circle $|z - (0.5 + 0.5i)| = 1$ (see Figure 7).

The approximate value of the capacity for $k = 0, 1, \dots, 5$ are shown in Table 3 and the level curves of the function u for $k = 1, 2$ are shown in Figure 7. As in the previous example, the presented method is used with $n = 2^9$.

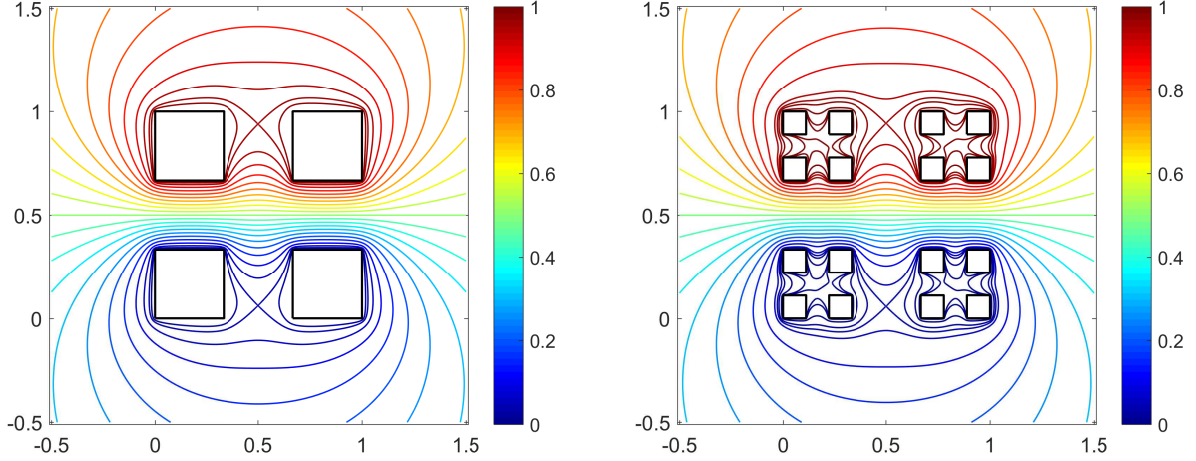


FIGURE 6. The level curves of the function u for the condenser in Example 6.3 for $k = 1$ (left) and $k = 2$ (right).

TABLE 3. The approximate values of the capacity $\text{Cap}(C_k)$ for Example 6.4.

k	$m' = 4^k$	$\text{Cap}(C_k)$	Time (sec)
0	1	11.953050425798967	0.18
1	4	11.598538784854115	1.39
2	16	11.460679479701366	9.49
3	64	11.408998221761493	94.22
4	256	11.389646177509054	1235.45
5	1024	11.382387009959178	19160.17

7. NUMERICAL EXAMPLES - GENERALIZED CONDENSERS

In this section, we shall consider several numerical examples of generalized condensers. For such case, we have either $\ell \neq 0$ or $\ell = 0$ with $\{\delta_k\}_{k=1}^m$ containing at least three different numbers.

7.1. Six circles.

In this example, we assume that $E = \{E_1, E_2\}$ where E_1 and E_2 are as in Example 6.1 with $a = 2$, i.e., $E_1 = \overline{G_1}$ with $G_1 = \{z : |z| < 1\}$, and $E_2 = \overline{G_2}$ with $G_2 = \{z : |z - 2| < r\}$ where $0 < r < 1$ (and hence $m' = m = 2$). We consider the generalized condenser $C = (B, E, \delta)$ where $\delta = \{0, \delta_2\}$ with a non-zero real number δ_2 for two cases of the domain B .

First, we assume that B is the bounded multiply connected domain

$$B = B_I = \{z : |z| < 3, \quad |z + 2| > 0.9, \quad |z \mp 2i| > 0.9\}.$$

Hence $\ell = 4$ and $\ell' = 3$. The field of the condenser, G , is then the bounded multiply connected domain of connectivity 6 exterior to the circles $\Gamma_1 = \{z : |z| = 1\}$, $\Gamma_2 = \{z :$

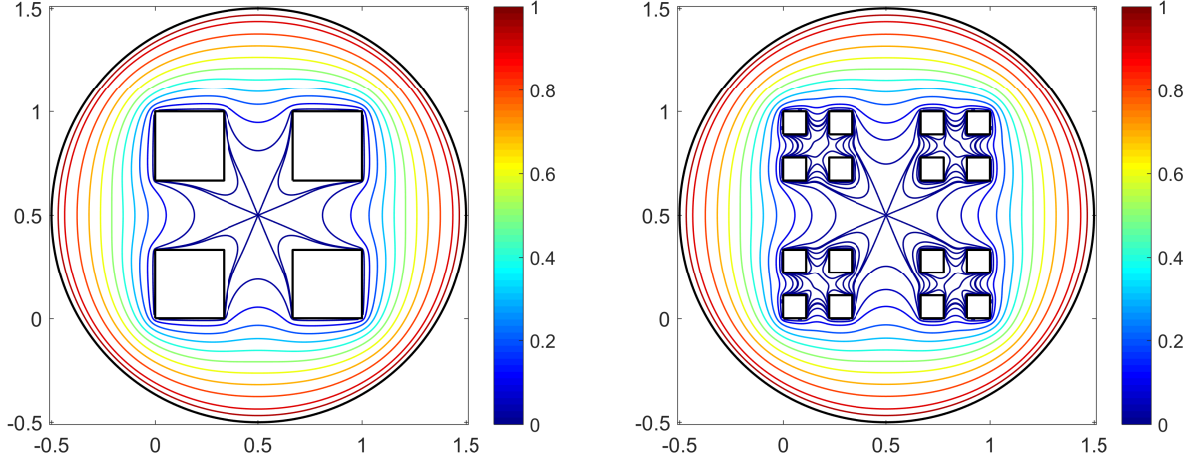


FIGURE 7. The level curves of the function u for the condenser in Example 6.4 for $k = 1$ (left) and $k = 2$ (right).

$|z - 2| = r\}$, $\Gamma_2 = \{z : |z - 2| = r\}$, $L_{1,2} = \{z : |z \mp 2i| = 0.9\}$, $L_3 = \{z : |z + 2| = 0.9\}$, and interior to the circles $L_4 = \{z : |z| = 3\}$ (see Figure 8 (left) for $r = 0.5$).

Second, we assume that B is the unbounded multiply connected domain

$$B = B_{II} = \{z : |z - 6| > 3, \quad |z + 2| > 0.9, \quad |z - (1 \pm 3i)| > 2\}.$$

and hence $\ell' = \ell = 4$. Thus, G is the unbounded multiply connected domain of connectivity 6 exterior to the circles $\Gamma_1 = \{z : |z| = 1\}$, $\Gamma_2 = \{z : |z - 2| = r\}$, $L_{1,2} = \{z : |z - (1 \pm 3i)| = 2\}$, $L_3 = \{z : |z + 2| = 0.9\}$, and $L_4 = \{z : |z - 6| = 3\}$ (see Figure 8 (center) for $r = 0.5$).

As in Example 6.1, we use the presented method with $n = 2^{10}$. The approximate values of the capacity computed for $r = 0.5$ and for several values of δ_2 are presented in Table 4. The level curves of the function u for $r = 0.5$ and $\delta_2 = 1$ are shown in Figure 8 (left, center). Figure 8 (right) shows the approximate values of the capacity computed for $\delta_2 = 1$ and for several values of r between 0.01 and 0.99. We see from Table 4 and Figure 8 (right) that the capacity of the condenser $C = (B, E, \delta)$ for $B = B_I$ and $B = B_{II}$ is less than the capacity for $B = \mathbb{C}$ (Example 6.1).

TABLE 4. The approximate values of the capacity $\text{Cap}(C)$ for Example 7.1.

δ_2	$B = B_I$	$B = B_{II}$	$B = \mathbb{C}$
0.15	0.070116283201223	0.064979770350752	0.084657798864524
0.30	0.280465132804894	0.259919081403007	0.338631195458096
0.45	0.631046548811011	0.584817933156765	0.761920189780715
0.60	1.121860531219576	1.039676325612028	1.354524781832383
0.15	1.752907080030588	1.624494258768793	2.116444971613098
0.90	2.524186195244046	2.339271732627063	3.047680759122861

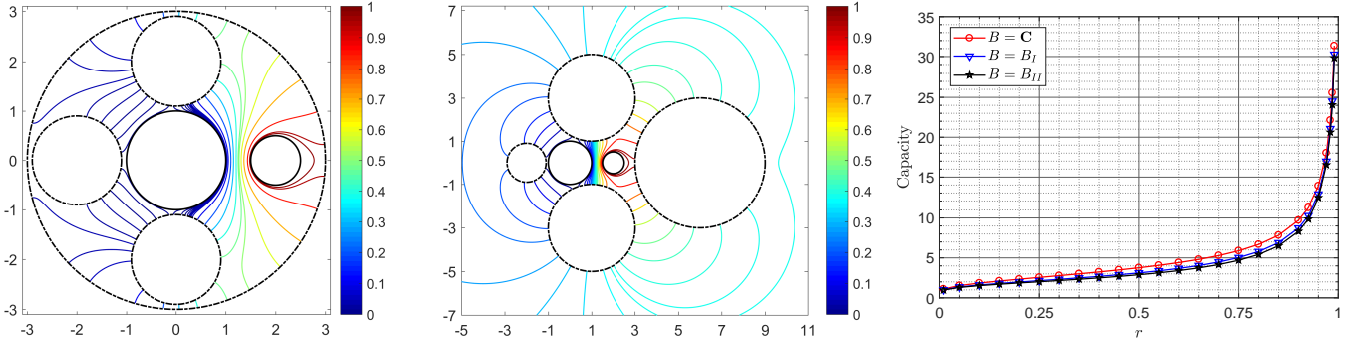


FIGURE 8. The field of the condenser and the level curves of the function u for $B = B_I$ (left) and $B = B_{II}$ (center); and the approximate values of the capacity for $\delta_2 = 1$ (right).

7.2. Five circles.

In this example, we consider the generalized condenser $C = (B, E, \delta)$ with $B = \mathbb{C}$, $E = \{E_1, \dots, E_5\}$, and $\delta = \{1, 2, 3, 4, 0\}$. The plates of the condenser are given by $E_k = \overline{G_k}$, $k = 1, \dots, m$, where $G_{1,3} = \{z : |z \mp 2| < 1\}$, $G_{2,4} = \{z : |z \mp 2i| < r\}$, and $G_5 = \{z : |z| > 4\}$. So, $\ell' = \ell = 0$, $m = 5$, and $m' = 4$. The field of the condenser, G , is then the multiply connected domain in the exterior of the four circles $\Gamma_{1,3} = \{z : |z \mp 2| = 1\}$ and $\Gamma_{2,4} = \{z : |z \mp 2i| = 1\}$; and in the interior of the circle $\Gamma_5 = \{z : |z| = 4\}$ (see Figure 9).

The approximate values of the capacity obtained with several values of n are shown in Table 5. Figure 9 shows the level curves of the function u obtained with $n = 2^{10}$.

TABLE 5. The approximate values of the capacity $\text{Cap}(C)$ for Example 7.2.

n	$\text{Cap}(C)$
2^5	140.5271930046695
2^6	140.5271935663499
2^7	140.5271935663502
2^8	140.5271935663485
2^9	140.5271935663483
2^{10}	140.5271935663559

7.3. Sierpinski carpet.

The Sierpinski carpet is another generalization of the Cantor set to dimension two. The construction of the Sierpinski carpet begins with a square S_0 . The square S_0 is subdivided into 9 congruent subsquares in a 3-by-3 grid, and the central subsquare is removed to obtain S_1 . Then, we subdivide each of the 8 remaining solid squares into 9 congruent squares and remove the center square from each to obtain S_2 . The same procedure is then applied recursively to obtain S_3, S_4, \dots , where

$$S_0 \supset S_1 \supset S_2 \supset S_3 \supset S_4 \supset \dots,$$

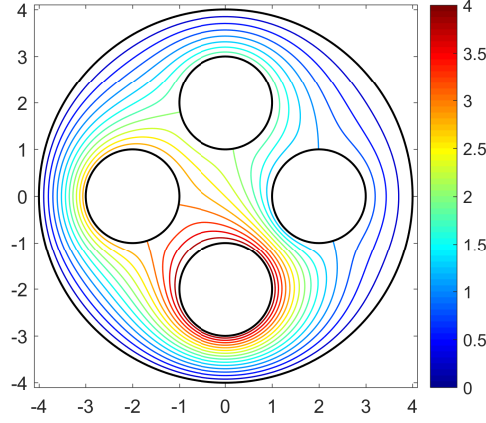


FIGURE 9. The field of the condenser and the level curves of the function u for the condenser in Example 7.2.

(see Figure 10 for S_2 (left) and S_3 (right)). Then the Sierpinski carpet is defined as

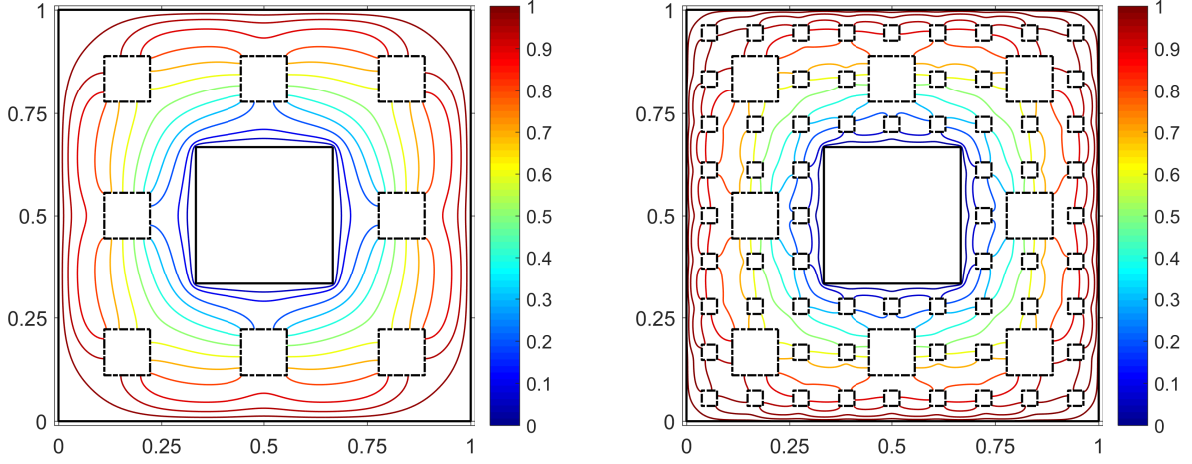
$$S = \bigcap_{k=0}^{\infty} S_k.$$

For $k = 0, 1, 2, \dots$, the domain $\hat{S}_k = S_k \setminus \partial S_k$ is a multiply connected domain of connectivity $1 + \sum_{j=0}^k 8^j$. The domain \hat{S}_k has $1 + \sum_{j=0}^k 8^j$ boundary components which all are squares. We will distinguish here two of these squares, namely, the external square which will be called Γ_2 and internal square which was removed from S_0 to obtain S_1 and it will be called Γ_1 . The other $-1 + \sum_{j=0}^k 8^j$ squares are in the domain between Γ_1 and Γ_2 . Let B be the multiply connected domain obtained by removing these $-1 + \sum_{j=0}^k 8^j$ squares and the domains interior to these squares from the extended complex plane $\hat{\mathbb{C}}$. Let also $E_1 = \overline{G_1}$ where G_1 is the domain interior to Γ_1 and $E_2 = \overline{G_2}$ where G_2 is the domain exterior to Γ_2 . In this example, we consider the generalized condensers $C_k = (B, E, \delta)$ with $E = \{E_1, E_2\}$ and $\delta = \{0, 1\}$. Thus, $\ell' = \ell = -1 + \sum_{j=0}^k 8^j$, $m = 2$, and $m' = 1$. The field of the condenser, G , is then the bounded multiply connected domain \hat{S} (see Figure 10).

The approximate value of the capacity for $k = 0, 1, 2, 3, 4$ are shown in Table 6 and the level curves of the function u for $k = 2, 3$ are shown in Figure 10. The presented method is used with $n = 2^{10}$. For this example, we have $m' = 1$ and hence we need to solve only one integral equation to compute $\text{Cap}(C_k)$ for each k . The presented method can be used to compute the capacity even when the number of squares is too high. For example, to compute $\text{Cap}(C_k)$ for $k = 5$, the multiplicity of the domain G is 4682 and hence, for $n = 2^{10}$, the size of the linear system obtained by discretization the integral equation is 4794368 by 4794368. Although the size of the system is too high, the presented method requires only 400 seconds to compute the capacity.

TABLE 6. The approximate values of the capacity $\text{Cap}(C_k)$ for Example 7.3.

k	$m + \ell$	$\text{Cap}(C_k)$	CPU time (sec)
1	2	6.215546324111108	0.25
2	10	5.088779139415422	0.64
3	74	4.076130615454810	3.00
4	586	3.258035364401146	29.69
5	4682	2.600902059654094	399.97

FIGURE 10. The level curves of the function u for the condenser in Example 7.3 for $k = 2$ (left) and $k = 3$ (right).

8. CONDENSERS WITH SLIT PLATES

The method presented above can be used to compute the capacity of only condensers bordered by smooth or piecewise smooth boundaries. Since the Dirichlet integral is conformally invariant, the capacities for the cases for which the plates of the condenser are rectilinear slits can be computed with the help of conformal mappings as in the following examples.

8.1. Three slits: regular condenser.

In this example, we consider the generalized condenser $C = (B, E, \delta)$ with $B = \mathbb{C}$, $E = \{E_1, E_2, E_3\}$ where $E_1 = [-c, -1]$, $E_2 = [a, b]$, and $E_3 = [1, c]$, $-1 < a < b < 1 < c$. For the levels of the potential of the plates, we consider two cases: $\delta = \{1, 1, 0\}$ and $\delta = \{0, 1, 0\}$. So, $\ell = 0$, $m = 3$, and the generalized condenser reduces to a regular condenser. This example has been considered in [BSV, Example 6] for several values of a and b .

Here, the field of the generalized condenser, G , is the unbounded triply connected domain in the exterior of the three slits E_1 , E_2 , and E_3 (see Figure 11). Hence, the domain G for this generalized condenser is not bordered by Jordan curves. So, the method presented

above is not directly applicable to such a domain G . Thus, to compute the capacity of this condenser, we first map this domain onto a domain \hat{G} bordered by smooth Jordan curves so that our method can be used. An iterative numerical method for computing such a domain \hat{G} has been presented recently in [NG]. Using this iterative method, a conformally equivalent domain \hat{G} bordered by ellipses can be obtained as in Figure 11 (right). For details on the iterative method for computing the domain G , we refer the reader to [NG].

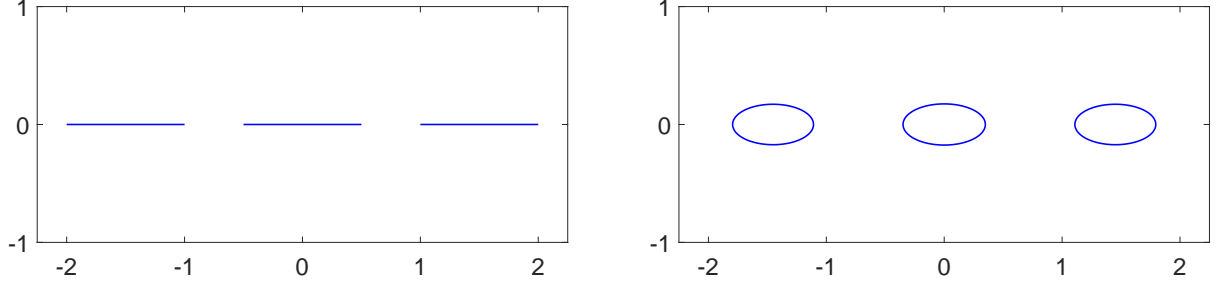


FIGURE 11. The domains G (left) and \hat{G} (right) for the condenser in Example 8.1.

Since the Dirichlet integral is conformally invariant, the capacity for the new domain \hat{G} is the same as the capacity for the original domain G . For the new domain \hat{G} , we use the presented method with $n = 2^{11}$ for several values of the constants a , b , and c (for the same values used in [BSV]). The level curves of the function u for $a = -0.5$, $b = 0.5$, and $c = 2$ are shown in Figure 12. The obtained approximate values of the capacity as well as the results presented in [BSV] are shown in Table 7.

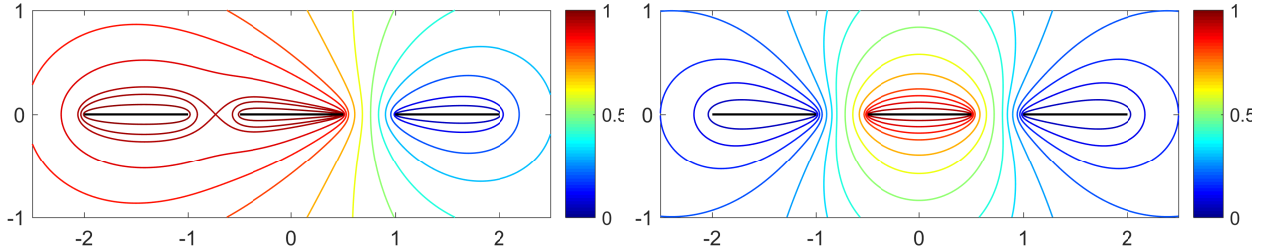


FIGURE 12. The level curves of the function u for the condenser in Example 8.1 for Case I (left) and Case II (right).

8.2. Three slits: generalized condenser.

In this example, we consider the generalized condenser $C = (B, E, \delta)$ with $B = \mathbb{C} \setminus [a, b]$, $E = \{E_1, E_2\}$ where $E_1 = [-c, -1]$, $E_2 = [1, c]$, and $\delta = \{0, 1\}$, $-1 < a < b < 1 < c$. So, here we have $\ell = 1$, $m = 2$. The domain G of condenser here is the same as in Example 8.1 and the Dirichlet boundary condition on the middle slit is replaced with Neumann condition. Thus, as in Example 8.1, we compute first a conformally equivalent

TABLE 7. The approximate values of the capacity $\text{Cap}(C)$ for Example 8.1.

a	b	c	Case I		Case II	
			Our Method	[BSV]	Our Method	[BSV]
-0.9	0	2	1.708669509849820	1.7086693	3.453772340126319	3.4537720
-0.5	0.5	2	2.095326566730911	2.0953263	2.941023714396430	2.9410234
-0.9	0.9	2	3.067636432954407	3.0676361	5.187751867577839	5.1877511
0	0.9	2	3.033274793073555	3.0332745	3.453772340126327	3.4537719
-0.5	0.5	3	2.412575260903909	2.4125750	3.048687933334055	3.0486876
-0.7	0.2	3	2.131839309436634	2.1318391	3.017210220380872	3.0172100
0.5	0.8	3	2.807123923176794	2.8071236	2.312108724455613	2.3121085

domain \hat{G} bordered by smooth Jordan curves. Then, for the domain \hat{G} , we use the presented method with $n = 2^{11}$ for the same values of the constants a , b , and c used in Example 8.1. The obtained results are presented in Figure 13 (left) and in Table 8.

We see from Table 8 that the middle segment $[a, b]$ on the real axis has no effect on the value of the capacity for this case. However, this will not be the case if we move the middle segment away from the real axis. To show that, we keep E and δ the same as above and we change the domain B to $B = \mathbb{C} \setminus [a + i, b + i]$, i.e., we move the middle segment vertically by unity. Then, the values of the capacity depends on a and b (see the fifth column in Table 8). The level curves of the potential function are presented in Figure 13 (right).

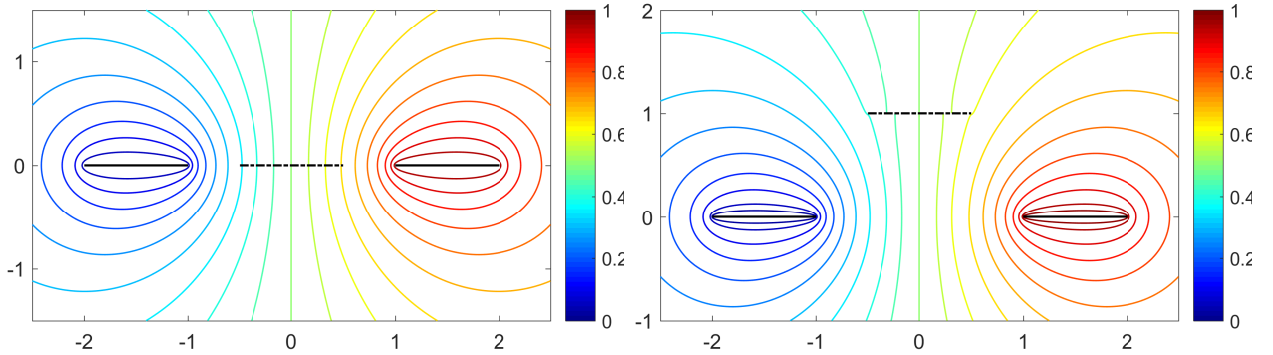


FIGURE 13. The level curves of the function u for the condenser in Example 8.2 for $B = \mathbb{C} \setminus [a, b]$ (left) and $B = \mathbb{C} \setminus [a + i, b + i]$ (right).

8.3. Cantor set.

In Example 6.3, we consider the Cantor dust which a generalization of the classical Cantor middle third set to dimension two. The boundaries of the closed sets S_k in Example 6.3 were piecewise smooth Jordan curves so the method presented in Section 5 is directly applicable to the problem considered in Example 6.3. In this example, we consider the classical Cantor middle third set which means the domain G is bordered by slits and

TABLE 8. The approximate values of the capacity $\text{Cap}(C)$ for Example 8.2.

a	b	c	$B = \mathbb{C} \setminus [a, b]$	$B = \mathbb{C} \setminus [a + i, b + i]$
-0.9	0	2	1.279261571170975	1.276631670192704
-0.5	0.5	2	1.279261571170975	1.278826082326995
-0.9	0.9	2	1.279261571170975	1.274579061435374
0	0.9	2	1.279261571170975	1.276631670192704
-0.5	0.5	3	1.563401922696102	1.563011913331686
-0.7	0.2	3	1.563401922696101	1.562502672069208
0.5	0.8	3	1.563401922696093	1.562906600728627

hence the presented method is not directly applicable. However, the presented method can be used with the help of conformal mappings as explained in Example 8.1.

Let I_k , $k = 0, 1, 2, \dots$, be as defined in Example 6.3. Then, the classical Cantor middle third set is defined as

$$I = \bigcap_{k=1}^{\infty} I_k.$$

For $k = 0, 1, 2, \dots$, the closed set I_k consists of 2^k closed intervals E_1, E_2, \dots, E_{2^k} (see Figure 14 for $k = 2$ (left) and $k = 3$ (right)). We consider the generalized condensers $C_k = (B, E, \delta)$ with $B = \mathbb{C}$ and $E = \{E_1, E_2, \dots, E_{2^k}\}$. For the levels of the potential function $\delta = \{\delta_j\}_{j=1}^{4^k}$, we assume $\delta_j = 0$ for half of the plates (the plates on the left of the line $x = 0.5$) and $\delta_j = 1$ for the other half (the plates on the right of the line $x = 0.5$). Thus, $\ell = 0$, $m' = m = 2^k$, and the generalized condenser reduces to a regular condenser. The field of the condenser, G , is then the unbounded multiply connected domain in the exterior of the closed sets E_k (see Figure 14).

The approximate values of the capacity for $k = 1, 2, \dots, 9$ are shown in Table 9 and the level curves of the function u for $k = 2, 3$ are shown in Figure 14. For each k , we need first to use the iterative method presented in [NG] to compute a domain \hat{G} bordered by smooth Jordan curves which is conformally equivalent to the domain G . Then, we use the presented method for the new domain \hat{G} and the method requires solving $m = 2^k$ integral equations. The total CPU time for the two steps for each k is presented in Table 9. The presented numerical results obtained with $n = 2^{10}$.

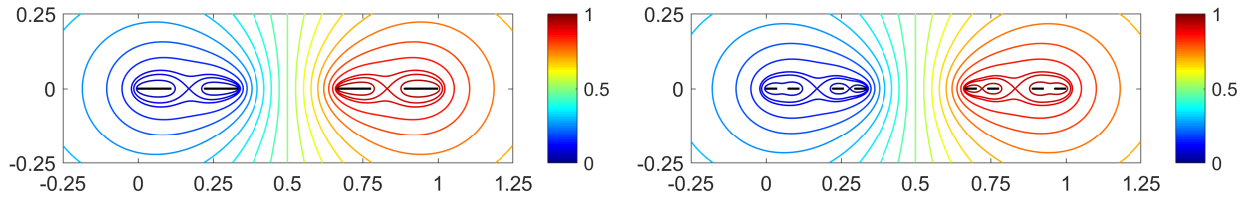


FIGURE 14. The level curves of the function u for the condenser in Example 8.3 for $k = 2$ (left) and $k = 3$ (right).

TABLE 9. The approximate values of the capacity $\text{Cap}(C_k)$ for Example 8.3.

k	$m = 2^k$	$\text{Cap}(C_k)$	Time (sec)
1	2	1.563401922696121	0.22
2	4	1.521894262663735	0.70
3	8	1.498986233451143	2.17
4	16	1.487078427246902	6.84
5	32	1.480987379910617	23.20
6	64	1.477880583227881	91.26
7	128	1.476295519723391	371.64
8	256	1.475486275937497	1405.52
9	512	1.475072901005890	6158.92

9. HARMONIC MEASURE

Assume that the multiply connected domain G is as described in Section 2 with $\ell = 0$, i.e., G is a multiply connected domain of connectivity m bordered by $\Gamma = \cup_{k=1}^m \Gamma_k$ where Γ_m is the external boundary component if G is bounded. In this section, we shall use the method described above to compute the “harmonic measure” for the multiply connected domain G .

For a fixed j , $j = 1, 2, \dots, m$, let u be the harmonic function in G that satisfy the boundary condition

$$(9.1) \quad u(\zeta) = \begin{cases} 1, & \zeta \in \Gamma_j, \\ 0, & \zeta \in \Gamma_k, \quad k \neq j, \quad k = 1, 2, \dots, m, \end{cases}$$

where u is assumed to be bounded at ∞ for unbounded G . Then the function u is called the harmonic measure of Γ_j with respect to G and will be denoted by ω_{G, Γ_j} [CM, GM, Kra, T]. From the Maximum Principle for harmonic functions [T, p. 77] it follows that $0 < \omega_{G, \Gamma_j}(z) < 1$ for $z \in G$. The harmonic measure $\omega_{G, \Gamma_j}(z)$ is invariant under conformal maps. If Φ is a conformal mapping from the domain G onto $\Phi(G)$, then [AVV, GM]

$$\omega_{G, \Gamma_j}(z) = \omega_{\Phi(G), \Phi(\Gamma_j)}(\Phi(z))$$

for all $z \in G$, $j = 1, 2, \dots, m$.

The boundary condition (9.1) is a special case of the boundary condition (2.3) (here, $\ell = 0$ so we will not have the normal derivative boundary condition). Thus, the algorithm presented in Section 4.4 can be used to compute the harmonic measure $\omega_{G, \Gamma_j}(z)$ for $z \in G$, $j = 1, 2, \dots, m$. In fact, by the definition of the function δ in Example 8.1, the level curves presented in Figure 12 (right) are the level curves of the harmonic measure $\omega_{G, \Gamma_2}(z)$ for the triply connected domain G in the exterior of the three slits Γ_1 (the left slit), Γ_2 (the middle slit), and Γ_3 (the right slit). The level curves presented in Figure 12 (left) are the level curves of the harmonic measure $\omega_{G, \Gamma_1}(z) + \omega_{G, \Gamma_2}(z)$.

We consider two more examples as following.

9.2. Annulus.

Let G be the annulus $G = \{z \in \mathbb{C} : q < |z| < 1\}$. Then the exact harmonic measures of the inner circle $\Gamma_1 = \{z \in \mathbb{C} : |z| = q\}$ and the outer circle $\Gamma_2 = \{z \in \mathbb{C} : |z| = 1\}$ with respect to G are given by

$$\omega_{G,\Gamma_1}(z) = \frac{\log |z|}{\log q}, \quad \omega_{G,\Gamma_2}(z) = 1 - \frac{\log |z|}{\log q}, \quad z \in G.$$

We use the method presented in Section 5 with $n = 2^{10}$ to compute approximate values of the harmonic measures $\omega_{G,\Gamma_1}(z)$ and $\omega_{G,\Gamma_2}(z)$ for $z \in G$. The absolute error in the computed values are shown in Figure 15.

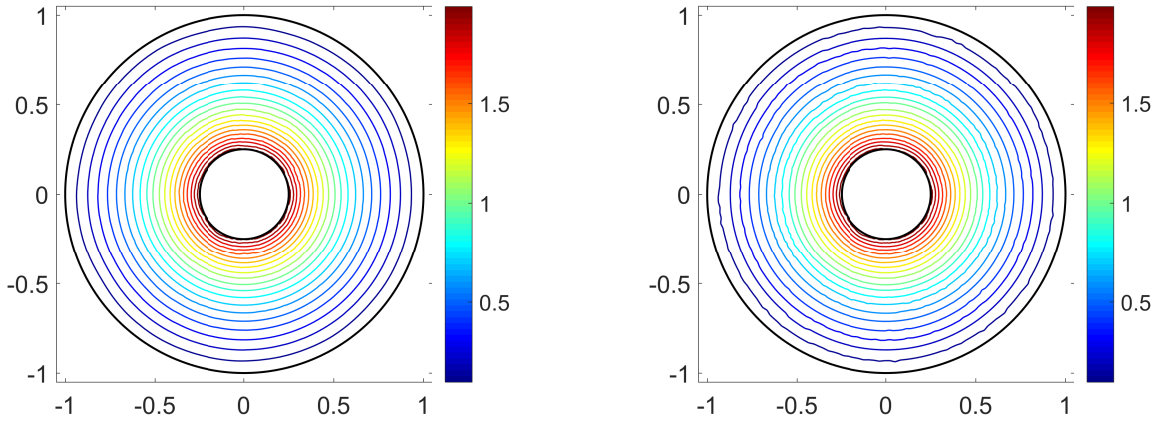


FIGURE 15. The level curves of the absolute error in the computed values of the harmonic measures $\omega_{G,\Gamma_1}(z)$ (left) and $\omega_{G,\Gamma_2}(z)$ (right) for Example 9.2.

9.3. Two disks and two polygons.

We consider the multiply connected domain G of connectivity 4 in the exterior of the curves $\Gamma_1, \Gamma_2, \Gamma_3$ and in the interior of the curve Γ_4 . Here, Γ_1 is the circle $|z - 0.5| = 0.25$, Γ_2 is the circle $|z + 0.5| = 0.25$, Γ_3 is the polygon with the vertices $0.5 - 0.5i, 0.5 - 0.8i, -0.5 - 0.8i, -0.5 - 0.5i$, and Γ_4 is the polygon with the vertices $1, i, -1, -1 - i, 1 - i$. We use the method presented in Section 5 with $n = 5 \times 2^8$ to compute approximate values of the harmonic measures $\omega_{G,\Gamma_1}(z)$, $\omega_{G,\Gamma_2}(z)$, $\omega_{G,\Gamma_3}(z)$ and $\omega_{G,\Gamma_4}(z)$ for $z \in G$. The level curves of the computed harmonic measures are shown in Figure 16.

REFERENCES

- [Ah] L.V. AHLFORS, Conformal invariants. McGraw-Hill, New York, 1973.
- [AMN] S.A.A. AL-HATEMI, A.H.M. MURID AND M.M.S. NASSER, A boundary integral equation with the generalized Neumann kernel for a mixed boundary value problem in unbounded multiply connected regions. Bound. Value Probl. 2013 (2013), Article No. 54.
- [AVV] G. D. ANDERSON, M. K. VAMANAMURTHY, AND M. VUORINEN, Conformal invariants, inequalities and quasiconformal maps. John Wiley, 1997.

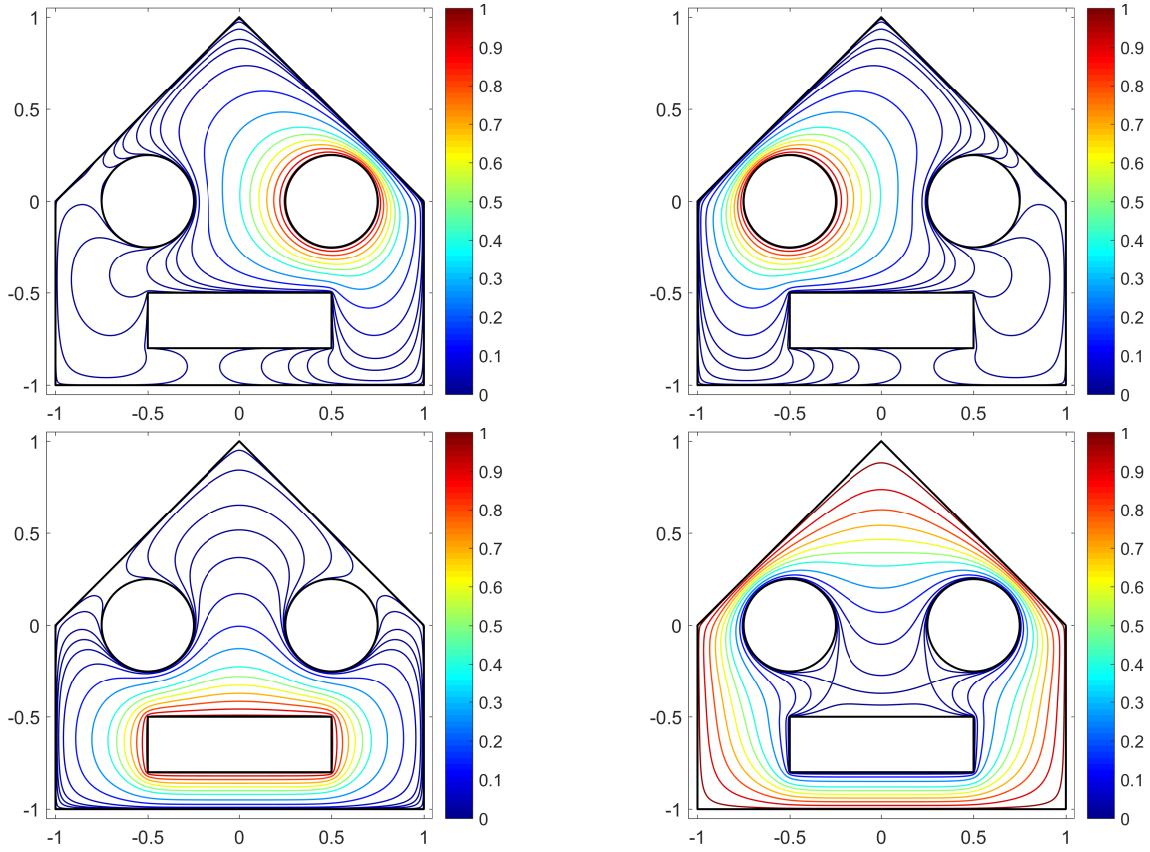


FIGURE 16. The level curves of the computed harmonic measures $\omega_{G,\Gamma_1}(z)$ (top, left), $\omega_{G,\Gamma_2}(z)$ (top, right), $\omega_{G,\Gamma_3}(z)$ (bottom, left), and $\omega_{G,\Gamma_4}(z)$ (bottom, right) for Example 9.3.

- [AT] K.E. ATKINSON, The Numerical Solution of Integral Equations of the Second Kind. Cambridge University Press, 1997.
- [BBG] S. BEZRODNYKH, A. BOGATYREV, S. GOREINOV, O. GRIGORIEV, H. HAKULA, AND M. VUORINEN: On capacity computation for symmetric polygonal condensers. *J. Comput. Appl. Math.* 361 (2019), 271–282.
- [BSV] D. BETSAKOS, K. SAMUELSSON, AND M. VUORINEN, The computation of capacity of planar condensers. *Publ. Inst. Math. (Beograd) (N.S.)* 75(89) (2004), 233–252.
- [CM] D. CROWDY AND J. MARSHALL, Green’s functions for Laplace equation in multiply connected domains. *IMA J. Appl. Math.* 72 (2007), 278–301.
- [DEK] T.K. DELILLO, A.R. ELCRAT AND E.H. KROPF, Calculation of resistances for multiply connected domains using Schwarz-Christoffel transformations. *Comput. Methods Funct. Theory* 11 (2011), 725–745.
- [D1] V. N. DUBININ, Condenser Capacities and Symmetrization in Geometric Function Theory, Birkhäuser, 2014.
- [D2] V. N. DUBININ, Capacities of condensers, generalizations of Grötzsch lemmas, and symmetrization. *Journal of Mathematical Sciences* 143 (2007), 3053–3068.

- [DE] V. N. DUBININ AND N. V. EYRIKH, Applications of Generalized Condensers to Analytic Function Theory. *Journal of Mathematical Sciences* 133 (2006), 1634–1647.
- [DK1] V. N. DUBININ AND D. B. KARP, Generalized condensers and distortion theorems for conformal mappings of planar domains. *Contemporary Mathematics* 424 (2007), 33–52.
- [DK2] V. N. DUBININ AND D. KARP, Capacities of certain plane condensers and sets under simple geometric transformations. *Complex Var. Elliptic Equ.* 53(6) (2008), 607–622.
- [Ga] F.D. GAKHOV, *Boundary Value Problems*, Pergamon Press, Oxford, 1966.
- [GM] J. B. GARNETT AND D. E. MARSHALL, *Harmonic measure*. Reprint of the 2005 original. *New Mathematical Monographs*, 2. Cambridge University Press, Cambridge, 2008. xvi+571 pp.
- [GG] L. GREENGARD AND Z. GIMBUTAS, FMMLIB2D: A MATLAB toolbox for fast multipole method in two dimensions. Version 1.2, <http://www.cims.nyu.edu/cmcl/fmm2dlib/fmm2dlib.html>. Accessed 1 Jan 2018.
- [HB] R. HAAS AND H. BRAUCHLI, Fast solver for plane potential problems with mixed boundary conditions. *Comput. Methods Appl. Mech. Engrg.* 89 (1991), 543–556.
- [HRV1] H. HAKULA, A. RASILA AND M. VUORINEN, On moduli of rings and quadrilaterals: algorithms and experiments. *SIAM J. Sci. Comput.* 33 (2011), 279–302.
- [HRV2] H. HAKULA, A. RASILA AND M. VUORINEN, Computation of exterior moduli of quadrilaterals. *Electron. Trans. Numer. Anal.* 40 (2013), 436–451.
- [IS] P. N. IVANSHIN AND E. A. SHIROKOVA, The solution of a mixed boundary value problem for the Laplace equation in a multiply connected domain. *Probl. Anal. Issues Anal.* 8 (26) (2019), 51–66.
- [Kra] S.G. KRANTZ, *Geometric Function Theory: Explorations in Complex Analysis*. Birkhäuser, Boston, 2006.
- [Kre] R. KRESS, A Nyström method for boundary integral equations in domains with corners. *Numer. Math.* 58(2) (1990), 145–161.
- [Ku1] R. KÜHNAU, Boundary Effects for an Electrostatic Condenser. *Journal of Mathematical Sciences*, 105 (2001), 2210–2219.
- [Ku2] R. KÜHNAU, The conformal module of quadrilaterals and of rings, In: *Handbook of Complex Analysis: Geometric Function Theory*, (ed. by R. Kühnau) Vol. 2, North Holland/Elsevier, Amsterdam, 99–129, 2005.
- [LSN] J. LIESEN, O. SÉTE AND M.M.S. NASSER, Fast and accurate computation of the logarithmic capacity of compact sets. *Comput. Methods Funct. Theory* 17 (2017), 689–713.
- [Mi] S.G. MIKHLIN, *Integral Equations and Their Applications to Certain Problems in Mechanics, Mathematical Physics and Technology*. 2nd rev ed. Pergamon Press, Oxford, 1964.
- [Mu] N.I. MUSKHELISHVILI, *Singular Integral Equations*, Noordhoff, Groningen, 1953.
- [N1] M.M.S. NASSER, Numerical conformal mapping via a boundary integral equation with the generalized Neumann kernel. *SIAM J. Sci. Comput.* 31 (2009), 1695–1715.
- [N2] M.M.S. NASSER, Numerical conformal mapping of multiply connected regions onto the second, third and fourth categories of Koebe canonical slit domains. *J. Math. Anal. Appl.* 382 (2011), 47–56.
- [N3] M.M.S. NASSER, Fast solution of boundary integral equations with the generalized Neumann kernel. *Electron. Trans. Numer. Anal.* 44 (2015), 189–229.
- [NLS] M.M.S. NASSER, J. LIESEN AND O. SÉTE, Numerical computation of the conformal map onto lemniscatic domains. *Comput. Methods Funct. Theory* 16 (2016), 609–635.
- [NMA] M.M.S. NASSER, A.H.M. MURID AND S.A.A. AL-HATEMI, A boundary integral equation with the generalized Neumann kernel for a certain class of mixed boundary value problem. *J. Appl. Math.* 2012 (2012), Article ID 254123, 17 pages.

- [NG] M.M.S. NASSER AND C.C. GREEN, A fast numerical method for ideal fluid flow in domains with multiple stirrers. *Nonlinearity* 31 (2018), 815–837.
- [PS] N. PAPAMICHAEL AND N. STYLIANOPOULOS, Numerical conformal mapping: Domain decomposition and the mapping of quadrilaterals. World Scientific; 2010.
- [R] T. RANSFORD, Computation of logarithmic capacity. *Comput. Methods Funct. Theory* 10(2) (2010), 555–578.
- [RR] T. RANSFORD AND J. ROSTAND, Computation of capacity. *Math.Comput.* 76(259) (2007), 1499–1520.
- [TW] L.N. TREFETHEN AND J. A. C. WEIDEMAN, The exponentially convergent trapezoidal rule. *SIAM Review* 56 (2014), 385–458.
- [T] M. TSUJI, Potential Theory in Modern Function Theory. Chelsea Publ. Co., New York, 1975.
- [VA] A. VASIL'EV, Moduli of Families of Curves for Conformal and Quasiconformal Mappings. Springer-Verlag, Berlin, 2002.
- [V] M. VUORINEN, Conformal geometry and quasiregular mappings. Lecture Notes in Mathematics, 1319. Springer-Verlag, Berlin, 1988.
- [WN] R. WEGMANN AND M.M.S. NASSER, The Riemann-Hilbert problem and the generalized Neumann kernel on multiply connected regions. *J. Comput. Appl. Math.* 214 (2008), 36–57.

E-mail address: mms.nasser@qu.edu.qa

E-mail address: vuorinen@utu.fi

DEPARTMENT OF MATHEMATICS, STATISTICS AND PHYSICS, QATAR UNIVERSITY, P.O. Box 2713, DOHA, QATAR.

DEPARTMENT OF MATHEMATICS AND STATISTICS, UNIVERSITY OF TURKU, TURKU, FINLAND.