

Efficient Three-party Computation: An Information-theoretic Approach from Cut-and-Choose

Zhili Chen

Anhui University,
Hefei, Anhui 230601, China
zlchen@ahu.edu.cn

Abstract. As far as we know, the literature on secure computation from cut-and-choose has focused on achieving computational security against malicious adversaries. It is unclear whether the idea of cut-and-choose can be adapted to secure computation with information-theoretic security.

In this work we explore the possibility of using cut-and-choose in information theoretic setting for secure three-party computation (3PC). Previous work on 3PC has mainly focus on the semi-honest case, and is motivated by the observation that real-word deployments of multi-party computation (MPC) seem to involve few parties. We propose a new protocol for information-theoretically secure 3PC tolerating one malicious party with cheating probability 2^{-s} using s runs of circuit computation in the cut-and-choose paradigm. The computational cost of our protocol is essentially only a small constant worse than that of state-of-the-art 3PC protocols against a semi-honest corruption, while its communication round is greatly reduced compared to other maliciously secure 3PC protocols in information-theoretic setting.

1 Introduction

Secure multi-party computation (MPC) allows a set of parties to compute a function of their joint inputs without revealing anything beyond the function output. During the past few years, a tremendous amount of attention has been devoted to making MPC practical, such as [HEKM11] [KSS13]. However, most of such works have focused on secure two-party computation (2PC). In the semi-honest setting, it has been shown that Yao's garbled circuit technique [Yao86] can yield very efficient protocols for the computation of boolean circuits [BDNP08, HSS⁺10, HEKM11, HEK12]. In the malicious setting, the cut-and-choose technique [LP07] based on Yao's garbled circuit was used to construct efficient, constant-round protocols. This technique was further developed in a large body of subsequent work [Woo07, LPS08, NO09, S⁺11, LP12, KSS12, HKE13] [Lin13, MR13, S⁺13], yielding the fastest protocols for 2PC of Boolean circuits.

Recently, Yao's garbled circuits are also applied to constructing secure three-party computation (3PC) against malicious corruptions, with [CKMZ14] and

without [MRZ15] the cut-and-choose technique. It appears that the cut-and-choose technique is naturally used with Yao’s garbled circuits. It is unknown so far if this idea can be applied to the information-theoretic setting.

Secure three-party computation (3PC) where only one party is corrupted (honest majority) is an important special case where the least number of parties is satisfied for achieving information-theoretic security. In this setting, protocols designed with semi-honest security can be significantly more efficient than their two-party counterparts since they are commonly based on secret sharing schemes instead of cryptographic operations. To achieve security against malicious adversaries, usually verifiable secret sharing is used, resulting significant communication complexity and overhead. Existing work includes implementation and optimization in frameworks such as Sharemind [BLW08], ShareMonad [LDDAM12, LADM14].

1.1 Our Contribution

We design a new protocol for 3PC with one malicious corruption from cut-and-choose in the information-theoretic setting. Unlike the standard approach of applying cut-and-choose technique for compiling GC-based protocols into malicious 2PC, we show that in the setting of information-theoretically secure 3PC with one corruption one can also use the cut-and-choose paradigm and achieve malicious security at a cost similar to semi-honest 3PC constructions.

The communication complexity of our protocol is linear to the depth of the circuit, just as that of the common methods of information theoretically secure computations (e.g., the verifiable secret sharing methods). However, through the application of cut-and-choose, we can significantly reduce the communication rounds greatly, compared with the normal methods from verifiable secret sharing.

In practical applications, our protocol can be converted into one against covert adversaries [Lin13] by fixing the statistical parameter s at a small value, yielding a faster protocol. For example, if the covert security level, where the protocol ensures that 99.5% of cheats are caught, is sufficient for practical application, then fixing $s = 8$ is good, and the protocol is secure in the presence of covert adversaries with deterrent $\epsilon = 1 - 2^{-8}$.

1.2 Overview of Our Protocol

The high-level idea of our construction is to execute the three-party protocol against semi-honest adversaries s times in parallel. The transcripts of r randomly selected runs are revealed for verifying the correctness of computation (i.e., *computation verification*), while the remaining $s - r$ runs are used for computing the output (i.e., *output computation*). This is a classical *cut-and-choose paradigm*. However, to achieve malicious security, there are two challenges as follows. First, the randomly selected runs for *computation verification* should not use the true input of each party, while those for *output computation* should. Otherwise, the privacy and/or correctness of the protocol would be violated.

Meanwhile, the selection randomness (for using true inputs or not) should be unknown to any participant party, but can be determined cooperatively by all the three parties. The reason is that if any party knows this randomness, it can easily make modification to the *output computation* runs without being caught in the cut-and-choose process.

To address the first challenge, in our protocol, we let each party prepare two versions of input: one is the *true input* and the other is a *random input* (i.e., a randomly selected string of the same bit length as the true input). Next, let each party make s copies of its input, with its two versions of input randomly permuted in each copy. A well-designed circuit is then used to select a proper input according to a cut-and-choose indicator c for each run. Specifically, if the j th bit of c is 1, then the true input is selected; otherwise, the random input is selected (see Fig. 1).

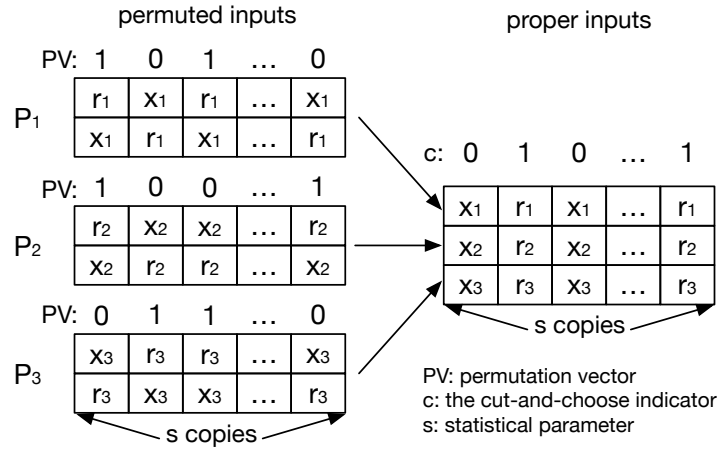


Fig. 1. Each party generates s copies of permuted inputs with a privately generated permutation vector. The proper inputs are then computed from these permuted inputs according to a cut-and-choose indicator.

In order to address the second challenge, the permutation randomness of the two input versions of each party is privately generated, and unknown to any other party. Thus, the shared inputs cannot be altered, without being detected, by any party except its owner. This prevents the malicious party from tampering the inputs without being caught. Additionally, the cut-and-choose indicator c is generated by the three parties in a way such that, no individual party knows anything about c , but all of them can determine c cooperatively. This ensures that any party cannot determine whether a given run is used for computation verification or output computation and thus cannot falsify the circuit computation without being caught.

1.3 Construction

In Section 2, some preliminary topics including the circuit notation, secret sharing, security model are described. In Section 3, the underlying 3PC against semi-honest adversaries is introduced. Our maliciously secure 3PC from cut-and-choose is detailed and analyzed in Section 4. Then, some practical considerations of our protocol is mentioned in Section 5. Finally, Section 6 is the conclusion of our work.

2 Preliminaries

We let s denote the statistical security parameter, and assume that the computed function is represented exclusively with XOR and AND gates.

2.1 Circuit Notation

We follow the circuit notation in [BHR12]. Denote a circuit $C = (n, m, q, F, S, G)$, where n and m are the numbers of input and output wires, respectively, q is the number of gates, and each gate is indexed by its output wire. Obviously, the total number of wires in the circuit is $n + q$. Let the wire numbering start with input wires and end with output wires, then the input wires are $\{1, \dots, n\}$ and the output wires are $\{n + q - m + 1, \dots, n + q\}$. The function F (resp., S) takes as input a gate index and returns the first (resp., second) input wire to gate, with a constraint $F(g) < S(g) < g$ for any gate index g . The function G represents the operation of a given gate, e.g., $G_g(0, 1) = 1$ if the gate with index g is an XOR gate. Since we consider circuits with inputs from three parties, let $\{n_{i-1} + 1, \dots, n_i\}$ denote the input wires of party P_i for $i \in \{1, 2, 3\}$, with $n_0 = 0$ and $n_3 = n$.

2.2 XOR Secret Sharing

Our constructions use three-out-of-three XOR secret sharing: the secret $x \in \{0, 1\}^k$ is split into three random shares x_1, x_2 and $x_3 \in \{0, 1\}^k$ such that $x_1 \oplus x_2 \oplus x_3 = x$, with P_i holding share x_i for $i \in \{1, 2, 3\}$. We denote a share of x by $[x]_i = x_i$ and the sharing by $[x] = ([x]_1, [x]_2, [x]_3)$. This sharing is linear: if $[x]$ and $[y]$ are sharings of x and y respectively, then $[x] \oplus [y]$ is a sharing of $x \oplus y$, i.e., $[x \oplus y] = [x] \oplus [y]$. This means, each party P_i ($i \in \{1, 2, 3\}$) can locally compute his share of $x \oplus y$ as $[x \oplus y]_i = [x]_i \oplus [y]_i$.

It is straight-forward to show that the above secret sharing scheme is information theoretically secure given that the shares x_1, x_2 and x_3 are uniformly chosen (subject to $x_1 \oplus x_2 \oplus x_3 = x$). Reconstructing a sharing $[x]$ is easily done by having each party P_i announce his share $[x]_i$ and taking $x = [x]_1 \oplus [x]_2 \oplus [x]_3$.

2.3 Shamir's Secret Sharing

Shamir's secret sharing [Sha79] is a fundamental (t, n) -threshold secret sharing scheme. The related notions are described as follows.

(t, n) -threshold secret sharing. A secret s is dispersed into n shares in such a way that any $k \leq t$ shares give no information on s (i.e., t -privacy), whereas any $k \geq t + 1$ shares uniquely determine s (i.e., $(t + 1)$ -reconstruction), where t, n are integers with $0 \leq t < n$.

In (t, n) -threshold secret sharing, if an adversary obtains at most t shares, he obtains nothing about the secret. One of the widely used (t, n) -threshold secret sharing schemes is Shamir's defined as follows.

Shamir's (t, n) -threshold Secret Sharing. Let $p > n$ be a prime. Given integers t, n with $0 \leq t < n$, and $\alpha_1, \alpha_2, \dots, \alpha_n \in \mathbb{F}_p$ being pairwise distinct and non-zero. Note that $p, t, n, \alpha_1, \alpha_2, \dots, \alpha_n$ are public data. Denote the secret by $s \in \mathbb{F}_p$. Select a polynomial $f(x) \in \mathbb{F}_p[X]$ uniformly at random, conditioned on $\deg(f) \leq t$ and $f(0) = s$. The n shares in the secret s are then given as follows:

$$s_i = f(\alpha_i) \in \mathbb{F}_p, \text{ for } 1 \leq i \leq n.$$

It is proved that Shamir's secret sharing satisfies t -privacy and $(t + 1)$ -reconstruction with $t + 1 \leq n$.

Reconstruction of Shamir's Secret Sharing. Given a set of shares corresponding to $C \subset \{\alpha_i | 1 \leq i < n\}$ with $|C| = t + 1$, the reconstruction of s is as follows.

First, the polynomial $f(x)$ over \mathbb{F} is reconstructed using Lagrange interpolation.

$$f(x) = \sum_{i \in C} f(\alpha_i) \theta_i(x) \quad (1)$$

where $\theta_i(x)$ is the degree t polynomial such that, for all $i, j \in C$, $\theta_i(\alpha_j) = 0$ if $i \neq j$ and $\theta_i(\alpha_j) = 1$ if $i = j$, namely,

$$\theta_i(x) = \prod_{\alpha \in C, \alpha \neq \alpha_i} \frac{x - \alpha}{\alpha_i - \alpha} \quad (2)$$

Then, s is the output of function $f(x)$ at $x = 0$, namely $s = f(0)$.

2.4 Universally Composable (UC) Security

The framework of UC security involves a collection of interactive Turing machines, and security is defined by comparing a real and ideal interaction among these machines. In the real interaction, parties cooperatively run a protocol, while an adversary may corrupt a part of parties. In the ideal interaction, parties run a dummy protocol by sending inputs to and receiving outputs from an uncorruptable *functionality* machine, which performs the entire computation on behalf of the parties. An *environment* machine is introduced to both real and ideal interactions, representing anything external to the current protocol execution. The *environment* provides all inputs to all parties and reads all outputs

from them, and can also interact arbitrarily with the *adversary* (resp. *simulator*) in the real (resp. ideal) interaction. Security means that the environment cannot distinguish the real and ideal interactions. At the end of interaction, the *environment* output a bit.

Let $\text{REAL}[\mathcal{Z}, \mathcal{A}, \pi]$ and $\text{IDEAL}[\mathcal{Z}, \mathcal{S}, \mathcal{F}]$ denote the output of the *environment* \mathcal{Z} when interacting with *adversary* \mathcal{A} and parties who execute protocol π , and when interacting with *simulator* \mathcal{S} and parties run the dummy protocol in the presence of *functionality* \mathcal{F} , respectively. We say that protocol π is **information-theoretically secure** if for every *adversary* \mathcal{A} with unbounded computation power attacking the *real* interaction, there exists a *simulator* \mathcal{S} attacking the *ideal* interaction, such that for all *environments* \mathcal{Z} , Eq. (3) holds with negligible exception.

$$|Pr[\text{REAL}[\mathcal{Z}, \mathcal{A}, \pi] = 1] - Pr[\text{IDEAL}[\mathcal{Z}, \mathcal{S}, \mathcal{F}] = 1]| = 0 \quad (3)$$

Particularly, we say that **perfect security** is achieved, or the real view is **perfectly simulated** if Eq. (3) holds.

3 3PC in Semi-honest Setting

We use as a basis a 3PC protocol against semi-honest adversaries, a variant of ITSEC proposed in [CHC15]. Let $h(i) = (i - 1) \% 3 + 1$, we have $h(i) = i$ and $h(i + 3) = h(i) = i$, for $i \in \{1, 2, 3\}$. Denote the bit value of wire w by $\delta(w)$, and the k -bit string value of wire w by $\delta^k(w)$. The detailed protocol of the variant ITSEC is illustrated in Fig. 2.

Theorem 1 states the security of the 3PC protocol $\pi_{3\text{PC}}^{\text{sem}}(P_1, P_2, P_3)$ in the semi-honest setting.

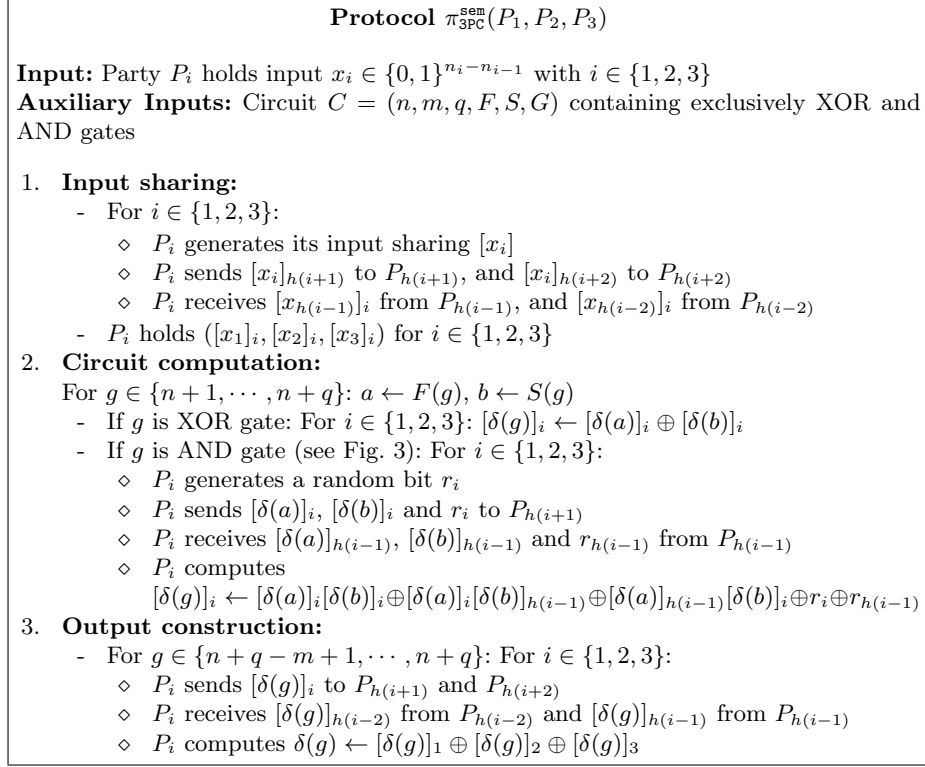
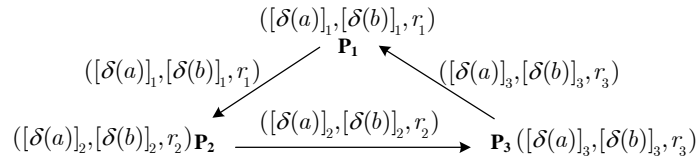
Theorem 1. *Protocol $\pi_{3\text{PC}}^{\text{sem}}(P_1, P_2, P_3)$ is information-theoretically secure in the presence of a semi-honest adversary corrupting one party.*

Proof. Since in protocol $\pi_{3\text{PC}}^{\text{sem}}(P_1, P_2, P_3)$, the three parties are symmetric, we only need to prove the case where one of the parties is corrupted.

Specifically, we show that for every adversary with unbounded computation power, the environment's real view based on the interaction with the adversary and the parties executing the protocol is indistinguishable to the environment's simulated view based on the interaction with a simulator and the the parties calling the functionality.

Without loss of generality, we assume that party P_1 is corrupted. For each phase of the protocol, we simulate the protocol execution as follows:

- **Input sharing:** Party P_1 receives $[x_3]_1$ from P_3 , and $[x_2]_1$ from P_2 . The two messages can be simulated by two uniformly random bit strings $s_1 \in \{0, 1\}^{|x_3|}$ and $s_2 \in \{0, 1\}^{|x_2|}$, resulting that both real and simulated views are identical.

**Fig. 2.** ITSEC Variant 3PC Protocol**Fig. 3.** The Communication Pattern for AND Gate Computation: $[\delta(a)\delta(b)]_i = [\delta(a)]_i [\delta(b)]_i \oplus [\delta(a)]_i [\delta(b)]_{h(i-1)} \oplus [\delta(a)]_{h(i-1)} [\delta(b)]_i \oplus r_i \oplus r_{h(i-1)}$ for $i \in \{1, 2, 3\}$. Note that this communication pattern uses no broadcast channels.

- **Circuit computation:** This phase can be simulated gate by gate until the circuit computation is completed. Given a current gate, it is simulated in terms of its operation as follows.
 - *XOR*: Party P_1 sends or receives nothing, so there is nothing to be simulated.
 - *AND*: Let a and b denote the two input bits to the gate. During the gate computation, P_1 receives $[a]_3$, $[b]_3$ and r_3 from P_3 . From the circuit computation of the protocol, it is clear that bit shares $\{[a]_k\}_{k=1}^3$ and $\{[b]_k\}_{k=1}^3$ are independent uniformly random bits merely subject to $a = \bigoplus_{k=1}^3 [a]_k$ and $b = \bigoplus_{k=1}^3 [b]_k$, and r_3 is a uniformly generated random bit. Thus, the three messages can again be simulated by three uniformly random bits. Both the real and simulated views are also identical.
- **Output Construction:** Let $y \in \{0, 1\}^m$ be the output of the computed function. P_1 receives $[y]_3$ from P_3 , and $[y]_2$ from P_2 . Again, these two messages are uniformly random bit strings subject to $y = \bigoplus_{k=1}^3 [y]_k$, and can be simulated by two uniformly random bit strings $t_1, t_2 \in \{0, 1\}^m$.

In all phases, we can see that both real and simulated views are identical. We thus conclude that Protocol π_{3PC}^{sem} is information-theoretically secure against semi-honest adversaries corrupting one party. \square

4 Three-Party Computation from Cut-and-Choose

In this section, we compile the 3PC protocol against semi-honest adversaries introduced in the previous section into a maliciously secure protocol using the cut-and-choose paradigm. This is the first time of applying cut-and-choose idea to the information-theoretic setting as far as we know. Then, the security and efficiency of the proposed protocol is analyzed.

4.1 The Detailed Protocol

Our 3PC protocol with malicious security can be described in four phases, each of which is detailed as follows.

Input preparation. Each party P_i ($i \in \{1, 2, 3\}$) prepares a random input and its true input. That is, P_i selects a random bit string x_i^1 (i.e., random input) of exactly the same bit length of its true input $x_i^0 \in \{0, 1\}^{n_i - n_{i-1}}$. Using x_i^0 and x_i^1 , party P_i generates s copies of inputs. We denote P_i 's j th copy of input by a 2-tuple $I_{ij} = (x_i^{\sigma_{ij}}, x_i^{1-\sigma_{ij}})$ with permutation bit $\sigma_{ij} \in \{0, 1\}$. In the copy I_{ij} , if $\sigma_{ij} = 0$, the true input x_i^0 is placed in the first field; otherwise, it is placed in the second field. Let $I_i = (I_{i,1}, \dots, I_{i,s})$ denote P_i 's set of inputs, with a random permutation vector $\sigma_i = (\sigma_{i,1}, \dots, \sigma_{i,s})$ chosen by P_i . Note that this permutation vector is only known to the owner of the inputs, but unknown to other parties. This prevents other parties from modifying the true inputs but leaving the random inputs untouched.

Then, P_i prepares the sharing of his input $[I_i] = ([I_{i,1}], \dots, [I_{i,s}])$, where $[I_{i,j}] = ([x_i^{\sigma_{ij}}], [x_i^{1-\sigma_{ij}}])$, and sends two of the shares to the other two parties,

one for each party. After that, P_i selects a random bit string $c_i = \{0, 1\}^s$ as a share of the cut-and-choose indicator c , i.e., $[c]_i = c_i$, where the j th bit of c indicates whether the j th run uses true inputs (bit 0) or random inputs (bit 1). Finally, P_i commits to x_i^1 and $[c]_i$. It is worth noting here that no party knows the value of c unless the commitments to all shares of c is opened.

For commitment, we use scheme $\pi_{\text{com}}(P_1, P_2, P_3)$ depicted in Fig. 4 in the whole paper unless noted otherwise. This commitment scheme is a three-party protocol and based on Shamir's secret sharing. It is of perfect hiding and perfect binding as we will show in Section 4.2. Furthermore, the scheme has other properties as follows. First, it is uncommitment-symmetric: in the commitment phase, one party (the committer) commits to the value, while in the uncommitment phase, any party can uncommit the committed value. Second, it is addition (subtraction) homomorphic. That is, given commitments to a and b , it is easy for each party to locally compute the commitments to $a+b$ and $a-b$ by adding or subtracting the corresponding shares. These two properties are straight-forward to verify.

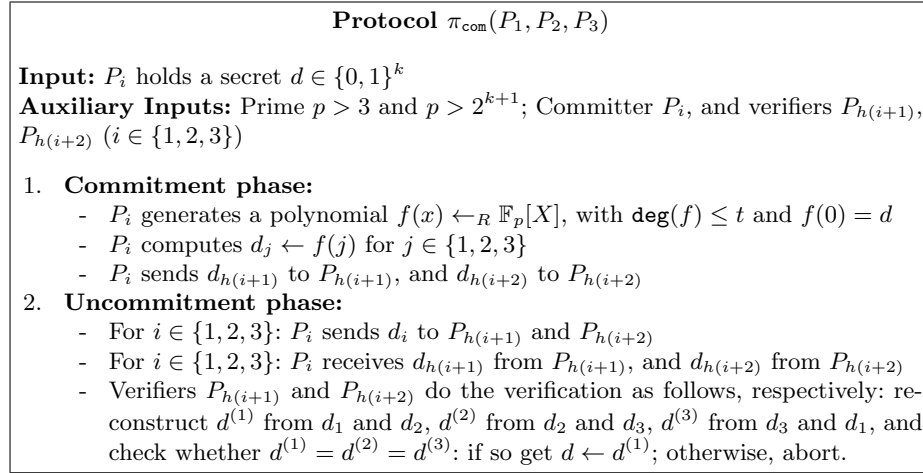


Fig. 4. Commitment Scheme based on Shamir's Secret Sharing

The detailed protocol of input preparation is shown in Fig. 5. Then after every party executes its input preparation, P_i holds $([I_1]_i, [I_2]_i, [I_3]_i)$, and the commitments to x_i^1 and $[c]_i$.

Circuit computation. The three parties cooperatively compute the function s times in parallel, using the prepared input sharings $[I_i]$ ($i \in \{1, 2, 3\}$) and the sharing $[c]$ of cut-and-choose indicator. Unlike the semi-honest setting, the cut-and-choose indicator should be used in the malicious scenario to select either the true or random inputs of the three parties, such that if the bit of c is 1, the inputs to the corresponding run are random inputs; otherwise, they are the true inputs. Thus, we have to design a circuit (called input selection circuit)

- Input:** P_i 's true input $x_i^0 \in \{0, 1\}^{n_i - n_{i-1}}$
Auxiliary Inputs: Statistics parameter s , circuit $C = (n, m, q, F, S, G)$
1. **Generate input value:**
 - Generate random input: $x_i^1 \leftarrow_R \{0, 1\}^{n_i - n_{i-1}}$
 2. **Generate input set:**
 - Generate permutation vector: $(\sigma_{i,1}, \dots, \sigma_{i,s}) \leftarrow_R \{0, 1\}^s$
 - Generate s copies of inputs: For $j = 1$ to s , $I_{ij} \leftarrow (x_i^{\sigma_{ij}}, x_i^{1-\sigma_{ij}})$
 - P_i 's input set: $I_i \leftarrow (I_{i,1}, \dots, I_{i,s})$
 3. **Generate input sharing:**
 - Generate s copies of input sharing:
For $j = 1$ to s , $[I_{ij}] \leftarrow ([x_i^{\sigma_{ij}}], [x_i^{1-\sigma_{ij}}])$
 - The sharing of P_i 's input set: $[I_i] \leftarrow ([I_{i,1}], \dots, [I_{i,s}])$
 - Send $[I_i]_{h(i+1)}$ to $P_{h(i+1)}$, and $[I_i]_{h(i+2)}$ to $P_{h(i+2)}$
 - Receive $[I_{h(i-1)}]_i$ from $P_{h(i-1)}$, and $[I_{h(i-2)}]_i$ from $P_{h(i-2)}$
 4. **Generate indicator sharing:**
 - Generate a share of cut-and-choose indicator: $[c]_i \leftarrow_R \{0, 1\}^s$
 5. **Commit values:**
 - Commit to x_i^1 and $[c]_i$

Fig. 5. Input Preparation of P_i ($i \in \{1, 2, 3\}$)

for each run to select proper inputs using σ_{ij} , I_{ij} and c with $i \in \{1, 2, 3\}$ and $j \in \{1, \dots, s\}$.

Since for each σ_{ij} , $I_{ij} = (x_i^{\sigma_{ij}}, x_i^{1-\sigma_{ij}})$, we have

$$x_i^0 = (x_i^{\sigma_{ij}} \oplus x_i^{1-\sigma_{ij}})\sigma_{ij} \oplus x_i^{\sigma_{ij}} \quad (4)$$

$$x_i^1 = (x_i^{\sigma_{ij}} \oplus x_i^{1-\sigma_{ij}})\sigma_{ij} \oplus x_i^{1-\sigma_{ij}} \quad (5)$$

Let $c = (c^{(1)}, \dots, c^{(s)})$, where $c^{(j)}$ is the j th bit of c . For j th run, the input selection circuit can be designed as follows.

$$x_{ij} = (x_i^0 \oplus x_i^1)c^{(j)} \oplus x_i^0 \quad (6)$$

where x_{ij} is the input of P_i picked up using the cut-and-choose indicator in the j th run (i.e., if $c^{(j)} = 0$ then $x_{ij} = x_i^0$; otherwise, $x_{ij} = x_i^1$).

Plug Eqs. (4) and (5) into Eq. (6), we then get

$$x_{ij} = (x_i^{\sigma_{ij}} \oplus x_i^{1-\sigma_{ij}})c^{(j)} \oplus (x_i^{\sigma_{ij}} \oplus x_i^{1-\sigma_{ij}})\sigma_{ij} \oplus x_i^{\sigma_{ij}} \quad (7)$$

$$= (x_i^{\sigma_{ij}} \oplus x_i^{1-\sigma_{ij}})(c^{(j)} \oplus \sigma_{ij}) \oplus x_i^{\sigma_{ij}} \quad (8)$$

Concatenating the circuit represented by Eq. (8) to the circuit of the computed function, the three parties can cooperatively decide the inputs (true or random) to each run, without any party knowing anything about the decision.

Then, with each shared and decided copy of input, the three parties cooperatively compute the circuit of the computed function once. Each party records the transcripts (values of all the wires) of all the s runs.

Transcript commitment. Each party P_k commits to the transcript of every run of the circuit. The transcript of a circuit $C = (n, m, q, F, S, G)$ can be described with all its wire states by a string $t \in \{0, 1\}^{n+q}$. We let P_k stores its transcript in an array $T_k^j[1..n+q]$ for its j th run. Then, $T_k^j[1..n]$ denotes the input share of P_k , $T_k^j[n+1..n+q-m]$ denotes the share of internal gate outputs (called internal state share), and $T_k^j[n+q-m+1..n+q]$ denotes the output share. Each party commit to its input share, internal state share and output share for every run, respectively. That is, Each party commits to its share on every wire in every run. These commitments make all parties cannot change their data shares in the output generation.

Output generation. The three parties cooperatively generate the output of the protocol as follows.

First, each party P_i opens the commitment to its share $[c]_i$ of the cut-and-choose indicator, and reconstructs $c = (c^{(1)}, \dots, c^{(s)})$.

Second, for each run with $c^{(j)} = 1$, the commitments to the shares $T_{h(k+1)}^j[n_{k-1} + 1..n_k]$ and $T_{h(k+2)}^j[n_{k-1} + 1..n_k]$ of each party P_k 's input (selected in the input selection circuit) are opened, enabling P_k to reconstruct this input and do consistence check by comparing the input with its random input. If the reconstructed input value does not equal to its random input value, P_k aborts; otherwise, P_k uncommits to $T_i^j[n_{k-1} + 1..n_k]$. This forces the corrupted party to follow the protocol to select random inputs for computation verification.

Third, for each run with $c^{(j)} = 1$, each party P_k uncommits its internal state share $T_k^j[n+1..n+q-m]$ and output share $T_k^j[n+q-m+1..n+q]$ for $k \in \{1, 2, 3\}$. Then, each party P_i ($i \in \{1, 2, 3\}$) ensembles $\{T_k^j[1..n+q]\}_{k=1}^3$, and computes all wire values $T^j[1..n+q] = \oplus_{k=1}^3 T_k^j[1..n+q]$ of the circuit for the j th run, and checks if the circuit computation is correct. If any error is found, P_k aborts.

Finally, for each run with $c^{(j)} = 0$, the commitments to the output shares $T_k^j[n+q-m+1..n+q]$ for $k \in \{1, 2, 3\}$ are opened, and all the output values are reconstructed by each party. Every party then checks if all the output values are equal. If so, output the output value; otherwise, aborts.

Our detailed protocol is demonstrated in Fig. 6.

4.2 Security Analysis

In this section, we first show that the three-party commitment scheme in Fig. 4 is perfectly binding and perfectly hiding, and then show that our protocol is information-theoretically secure against one malicious corruption.

Theorem 2 states the security of the commitment scheme $\pi_{\text{com}}(P_1, P_2, P_3)$.

Theorem 2. *Protocol $\pi_{\text{com}}(P_1, P_2, P_3)$ is of perfect binding and perfect hiding in the presence of a malicious adversary corrupting at most one of the parties.*

Proof. Without loss of generality, we assume that P_1 is the committer and P_2, P_3 are verifiers. Then, we consider the cases where P_1 is corrupted and where P_2 is corrupted. (the cases of P_2 and P_3 are essentially symmetric).

Protocol $\pi_{3PC}^{\text{mal}}(P_1, P_2, P_3)^a$

Input: P_i 's holds input $x_i^0 \in \{0, 1\}^{n_i - n_{i-1}}$ with $i \in \{1, 2, 3\}$

Auxiliary Inputs: Statistics parameter s , a circuit $C = (n, m, q, F, S, G)$ representing the computed functionality

1. **Input preparation:**

For $i \in \{1, 2, 3\}$:

- P_i do input preparation (see Fig. 5), and finally holds $([I_1]_i, [I_2]_i, [I_3]_i)$, $[c]_i$, and commitments to $[x_i^0]$, x_i^1 , $[c]_i$

2. **Circuit computation:**

- Select proper inputs:

For $i \in \{1, 2, 3\}$: For $j \in \{1, \dots, s\}$: For $k \in \{1, 2, 3\}$:

- ◊ P_k computes $[t_{ij}]_k \leftarrow [x_i^{\sigma_{ij}}]_k \oplus [x_i^{1-\sigma_{ij}}]_k$
- ◊ If $i = k$ then, P_k computes $[c^{(j)}]_k \leftarrow [c^{(j)}]_k \oplus \sigma_{ij}$
- ◊ Compute $[t_{ij}c^{(j)}]_k$ as follows:
 - P_k generates $r_{i,j,k} \in_R \{0, 1\}^s$
 - P_k sends $[t_{ij}]_k$, $[c^{(j)}]_k$ and $r_{i,j,k}$ to $P_{h(k+1)}$
 - P_k receives $[t_{ij}]_{h(k-1)}$, $[c^{(j)}]_{h(k-1)}$ and $r_{i,j,h(k-1)}$ from $P_{h(k-1)}$
 - P_k computes $[t_{ij}c^{(j)}]_k \leftarrow [t_{ij}]_k[c^{(j)}]_k \oplus [t_{ij}]_k[c^{(j)}]_{h(k-1)} \oplus [t_{ij}]_{h(k-1)}[c^{(j)}]_k \oplus r_{i,j,k} \oplus r_{i,j,h(k-1)}$
- ◊ P_k computes $[x_{ij}]_k \leftarrow [t_{ij}c^{(j)}]_k \oplus [x_i^{\sigma_{ij}}]_k$

- Compute the circuit:

Now, parties P_k ($k \in \{1, 2, 3\}$) hold $([x_{1j}]_k, [x_{2j}]_k, [x_{3j}]_k)$ ($j \in \{1, \dots, s\}$) as inputs. Let $x_j = x_{1j}||x_{2j}||x_{3j}$, then $x_j \in \{0, 1\}^n$. The input bits $\{x_j\}_s$ can be regarded as an $n \times s$ bit matrix. Letting $v_w \in \{0, 1\}^s$ ($w \in \{1, \dots, n\}$) denote the w th column of the matrix input to input wire w , the input can be written as $\{v_w\}_n$. The circuit with s copies of inputs can be computed in parallel as follows.

For $k \in \{1, 2, 3\}$: For $j \in \{1, \dots, s\}$: $T_k^j[1..n] \leftarrow [x_{1j}]_k||[x_{2j}]_k||[x_{3j}]_k$

For $g \in \{n+1, \dots, n+q\}$: $a \leftarrow F(g)$, $b \leftarrow S(g)$

- ◊ If g is XOR gate: For $i \in \{1, 2, 3\}$: $[\delta^s(g)]_i \leftarrow [\delta^s(a)]_i \oplus [\delta^s(b)]_i$
- ◊ If g is AND gate (see Fig. 3): For $i \in \{1, 2, 3\}$:
 - P_i generates $r_i \in_R \{0, 1\}^s$
 - P_i sends $[\delta^s(a)]_i$, $[\delta^s(b)]_i$ and r_i to $P_{h(i+1)}$
 - P_i receives $[\delta^s(a)]_{h(i-1)}$, $[\delta^s(b)]_{h(i-1)}$ and $r_{h(i-1)}$ from $P_{h(i-1)}$
 - P_i computes $[\delta^s(g)]_i \leftarrow [\delta^s(a)]_i[\delta^s(b)]_i \oplus [\delta^s(a)]_i[\delta^s(b)]_{h(i-1)} \oplus [\delta^s(a)]_{h(i-1)}[\delta^s(b)]_i \oplus r_i \oplus r_{h(i-1)}$
- ◊ Let $\delta^s(g) = (\delta_1^s(g), \dots, \delta_s^s(g))$. For $k \in \{1, 2, 3\}$: For $j \in \{1, \dots, s\}$: $T_k^j[g] \leftarrow [\delta_j^s(g)]_k$

3. **Transcript commitment:**

For $k \in \{1, 2, 3\}$: For $j \in \{1, \dots, s\}$:

- P_k commits to $T_k^j[1..n]$ corresponding to input wires
- P_k commits to $T_k^j[n+1..n+q-m]$ corresponding to internal gate outputs
- P_k commits to $T_k^j[n+q-m+1..n+q]$ corresponding to output wires

^a In this protocol, both AND and XOR operations are bitwise, if one or both operands are bit strings.

4. **Output generation:**
- Construct cut-and-choose indicator: each party P_i uncommits shares $[c]_i$ for $i \in \{1, 2, 3\}$, and gets: $c = (c^{(1)}, \dots, c^{(s)})$
 - Check random inputs: For $j \in \{1, \dots, s\}$: If $c^{(j)} = 1$ then: For $k \in \{1, 2, 3\}$:
 - ◊ $P_{h(k+1)}$ uncommits $T_{h(k+1)}^j[n_{k-1} + 1..n_k]$
 - ◊ $P_{h(k+2)}$ uncommits $T_{h(k+2)}^j[n_{k-1} + 1..n_k]$
 - ◊ P_k checks whether $x_k^j = T_1^j[n_{k-1} + 1..n_k] \oplus T_2^j[n_{k-1} + 1..n_k] \oplus T_3^j[n_{k-1} + 1..n_k]$
 - If not so, P_k aborts; Otherwise, P_k uncommits $T_k^j[n_{k-1} + 1..n_k]$
 - Check circuit computation: For $j \in \{1, \dots, s\}$: If $c^{(j)} = 1$ then:
 - For $k \in \{1, 2, 3\}$: P_k uncommits $T_k^j[n + 1..n + q - m]$ and $T_k^j[n + q - m + 1..n + q]$
 - For $k \in \{1, 2, 3\}$:
 - ◊ P_k ensembles $T_i^j[1..n + q]$ for $i \in \{1, 2, 3\}$
 - ◊ P_k computes $T^j[1..n + q] = \oplus_{k=1}^3 T_k^j[1..n + q]$, and checks if the circuit computation is correct. If any error is found, P_k aborts.
 - Construct outputs:
 - ◊ For $j \in \{1, \dots, s\}$: If $c^{(j)} = 0$ then: For $k \in \{1, 2, 3\}$: P_k uncommits $T_k^j[n + q - m + 1..n + q]$
 - ◊ For $j \in \{1, \dots, s\}$: If $c^{(j)} = 0$ then: For $k \in \{1, 2, 3\}$: P_k computes $y_j = \oplus_{i=1}^3 T_i^j[n + q - m + 1..n + q]$
 - ◊ For $k \in \{1, 2, 3\}$: P_k checks if all y_j with $c^{(j)} = 0$ are equal. If not so, aborts; otherwise, output any y_j with $c^{(j)} = 0$ as the common output.

Fig. 6. Our 3PC protocol from cut-and-choose in the presence of a malicious adversary corrupting a party

If P_1 is corrupted, the honest verifiers P_2 and P_3 will hold two shares of the committed data d , which will uniquely determine d due to Shamir's secret sharing, and P_1 cannot open the commitment to any other value except the original value committed in the uncommitment phase. Thus, perfect binding holds.

If P_2 is corrupted, it receives a share of d in the commitment phase, which is a uniformly random number in \mathbb{F}_p and carries no information about d . Thus the perfect hiding holds. \square

The Theorem 3 states the security of our 3PC protocol with malicious security.

Theorem 3. *Protocol $\pi_{3PC}^{\text{mal}}(P_1, P_2, P_3)$ is secure in the presence of a malicious adversary corrupting at most one of the parties, and achieves a cheating probability 2^{-s} where s is the statistical parameter.*

Proof. Given that the commitment scheme $\pi_{\text{com}}(P_1, P_2, P_3)$ is of perfect binding and perfect hiding, it is obvious that all the messages caused by commitments can be perfectly simulated, and the commitment data cannot be changed once it is committed. Thus, in the simulation following, we omit the simulation of mes-

sages caused by commitments, and use the three-party commitment protocol as an ideal functionality.

Since the three parties are symmetric in the protocol, we consider only the case where P_1 is corrupted. We show that the real and simulated interactions are indistinguishable to all environments, in every part of the protocol. Recall that the view of an environment consists of messages sent from honest parties to the corrupted party, as well as the final outputs of the parties.

- **Input sharing.** In this phase, P_1 receives $[I_2]_1$ from honest P_2 , and $[I_3]_1$ from honest P_3 . This can be simulated with two uniformly random bit strings of the same bit lengths as the two received messages. Specifically, message $[I_2]_1 = (([x_2^{\sigma_{2,1}}]_1, [x_2^{1-\sigma_{2,1}}]_1), \dots, ([x_2^{\sigma_{2,s}}]_1, [x_2^{1-\sigma_{2,s}}]_1))$ can be simulated with a random string $t_1 \in \{0, 1\}^{s|x_2^0|}$, while message $[I_3]_1 = (([x_3^{\sigma_{3,1}}]_1, [x_3^{1-\sigma_{3,1}}]_1), \dots, ([x_3^{\sigma_{3,s}}]_1, [x_3^{1-\sigma_{3,s}}]_1))$ can be simulated with a random string $t_2 \in \{0, 1\}^{s|x_3^0|}$. Due to the XOR secret sharing used, the real and simulated views are identically distributed.
- **Circuit computation.** This phase comprises two steps:
 - *Select proper inputs.*
 P_1 receives $\{([t_{1,j}]_3, [t_{2,j}]_3, [t_{3,j}]_3)\}_{j=1}^s, [c]_3$ and $\{(r_{1,j,3}, r_{2,j,3}, r_{3,j,3})\}_{j=1}^s$ where $[t_{1,j}]_3 || [t_{2,j}]_3 || [t_{3,j}]_3 || r_{1,j,3} || r_{2,j,3} || r_{3,j,3} \in \{0, 1\}^n$, $[c]_3 \in \{0, 1\}^s$ and $[t_{i,j}]_3 = [x_i^{\sigma_{i,j}}]_3 \oplus [x_i^{1-\sigma_{i,j}}]_3$ for $i \in \{1, 2, 3\}$ and $j \in \{1, \dots, s\}$. These messages are all uniformly random strings for P_1 , except that $[x_1^{\sigma_{1,j}}]_3$ and $[x_1^{1-\sigma_{1,j}}]_3$ had been generated by P_1 and thus $[t_{1,j}]_3$ is known exactly to P_1 . Therefore, these messages can be simulated with strings $t_1 \in_R \{0, 1\}^{ns}$, $t_2 \in_R \{0, 1\}^s$ and $t_3 \in_R \{0, 1\}^{ns}$, respectively, with a restraint that substrings $[t_{1,j}]_3$ are fixed in the corresponding places of t_1 . This way, the real and simulated views of all environments are identical.
 - *Compute the circuit.*
 This can be simulated gate by gate until the computation is completed. Given a current gate, it is simulated in terms of its operation as follows.
 - * *XOR:* Party P_i sends or receives nothing, so there is nothing to be simulated.
 - * *AND:* Let $a, b \in \{0, 1\}^s$ denote the two input bit strings to the gate. Let $r_i, r_{h(i-1)} \in \{0, 1\}^s$ be the two uniformly random bit strings generated by P_i and $P_{h(i-1)}$ for the AND computation, respectively. During the gate computation, P_i receives $[a]_{h(i-1)}, [b]_{h(i-1)}$ and $r_{h(i-1)}$ from $P_{h(i-1)}$. From the circuit computation of the protocol, we can see that $\{[a]_k\}_{k=1}^3$ and $\{[b]_k\}_{k=1}^3$ are all independent random variables subject to $a = \bigoplus_{k=1}^3 [a]_k$ and $b = \bigoplus_{k=1}^3 [b]_k$. Thus, the three messages can again be simulated by three uniformly random bit strings. Both the real and simulated views are also identical.
 Thus, the entire phase of circuit computation can be perfectly simulated.
- **Transcript commitment.** This phase can be perfectly simulated due to the perfect hiding of the commitment scheme.
- **Output generation.** This phase make sure that any deviation from the protocol can be detected except with negligible probability in statistical pa-

parameter s , making use of the perfect binding of the commitment scheme used.

- Construct cut-and-choose indicator: The protocol either open the shares correctly, and thus all parties can construct c , or is aborted for some cheating detected. Namely, once all the shares of c is committed, they cannot be modified in all runs of computation.
- Check random inputs: The protocol either properly selects the random inputs as inputs to runs for computation verification, or is aborted for some cheating detected. This makes sure that all runs for computation verification should use random inputs, otherwise the protocol will be aborted and nothing is revealed.
- Verify circuit computation: The protocol either successfully verify the correctness of all the runs for computation verification, or is aborted for some cheating detected. This makes sure all runs for computation verification are correctly performed.
- Construct output: The protocol either correctly constructs the outputs, or is aborted for some cheating detected. This makes sure that all runs for output computation are consistently performed.

From the above, we can see that for semi-honest adversaries, the protocol would be carried out successfully; for malicious adversaries, any cheating would be caught except with a negligible probability and the protocol would be aborted. In a word, all environments' real and simulated views are indistinguishable.

To cheat successfully, the adversary has to guess the value of c , thus the cheating probability is 2^{-s} . \square

4.3 Efficiency Discussion

Now we discuss the efficiency of the proposed protocol. The computation complexity is mild since there are no cryptographic operations, and most of the operations are bitwise XOR and AND computations. The communication complexity is reduced compared to the counterparts based on verifiable secret sharing. Specifically, the communication round amounts to the depth of the circuit plus a constant number, while that of the protocols based on verifiable secret sharing may be several times of the circuit depth.

5 Practical Considerations of Our Protocol

In practical scenarios, malicious security may be much stronger than actual security demand. For example, if a protocol ensuring that 99.5% of all cheatings are caught is sufficient for practical applications, then a covert security level fixing $s = 8$ can be used, and the protocol is converted into covertly secure one with deterrent $1 - 2^{-8}$. In other words, we can fix s properly at a small value according to practical requirements, and get a protocol with appropriate deterrent.

Furthermore, at most of the time in practice, computational security is enough. Thus, the uniformly random bits can be generated by a pseudo-random

generator, and the commitments to the transcripts of s runs can be replaced with the commitments to hash values of the transcripts, degrading the original information-theoretically secure protocol to a computationally secure one, but with a better efficiency.

6 Conclusion

In this work, we apply cut-and-choose idea in the information-theoretic setting to construct a maliciously secure protocol for three-party computations (3PC) with one corruption. This yields an efficient and information-theoretically secure 3PC protocol for Boolean circuit computation. Asymptotically, we achieve a cheating probability of 2^{-s} where s is the number of runs of circuit computation. This is similar to the setting where cut-and-choose technique is used based on Yao's garbled circuits [Lin13].

References

- BDNP08. Assaf Ben-David, Noam Nisan, and Benny Pinkas. Fairplaymp: a system for secure multi-party computation. In *Proceedings of the 15th ACM conference on Computer and communications security*, pages 257–266. ACM, 2008.
- BHR12. Mihir Bellare, Viet Tung Hoang, and Phillip Rogaway. Foundations of garbled circuits. In *Proceedings of the 2012 ACM conference on Computer and communications security*, pages 784–796. ACM, 2012.
- BLW08. Dan Bogdanov, Sven Laur, and Jan Willemson. Sharemind: A framework for fast privacy-preserving computations. In *Computer Security-ESORICS 2008*, pages 192–206. Springer, 2008.
- CHC15. Z. Chen, L. Huang, and L. Chen. ITSEC: An information-theoretically secure framework for truthful spectrum auctions. In *Proc. of INFOCOM*, pages 2065–2073, 2015.
- CKMZ14. Seung Geol Choi, Jonathan Katz, Alex J Malozemoff, and Vassilis Zikas. Efficient three-party computation from cut-and-choose. In *Advances in Cryptology-CRYPTO 2014*, pages 513–530. Springer, 2014.
- HEK12. Yan Huang, David Evans, and Jonathan Katz. Private set intersection: Are garbled circuits better than custom protocols? In *NDSS*, 2012.
- HEKM11. Yan Huang, David Evans, Jonathan Katz, and Lior Malka. Faster secure two-party computation using garbled circuits. In *USENIX Security Symposium*, volume 201, 2011.
- HKE13. Yan Huang, Jonathan Katz, and David Evans. Efficient secure two-party computation using symmetric cut-and-choose. In *Advances in Cryptology-CRYPTO 2013*, pages 18–35. Springer, 2013.
- HSS⁺10. Wilko Henecka, Ahmad-Reza Sadeghi, Thomas Schneider, Immo Wehrenberg, et al. Tasty: tool for automating secure two-party computations. In *Proceedings of the 17th ACM conference on Computer and communications security*, pages 451–462. ACM, 2010.
- KSS12. Benjamin Kreuter, Abhi Shelat, and Chih-Hao Shen. Billion-gate secure computation with malicious adversaries. In *USENIX Security Symposium*, volume 12, pages 285–300, 2012.

- KSS13. Marcel Keller, Peter Scholl, and Nigel P Smart. An architecture for practical actively secure mpc with dishonest majority. In *Proceedings of the 2013 ACM SIGSAC conference on Computer & communications security*, pages 549–560. ACM, 2013.
- LADM14. John Launchbury, Dave Archer, Thomas DuBuisson, and Eric Mertens. Application-scale secure multiparty computation. In *Programming Languages and Systems*, pages 8–26. Springer, 2014.
- LDDAM12. John Launchbury, Iavor S Diatchki, Thomas DuBuisson, and Andy Adams-Moran. Efficient lookup-table protocol in secure multiparty computation. In *ACM SIGPLAN Notices*, volume 47, pages 189–200. ACM, 2012.
- Lin13. Yehuda Lindell. Fast cut-and-choose based protocols for malicious and covert adversaries. In *Advances in Cryptology-CRYPTO 2013*, pages 1–17. Springer, 2013.
- LP07. Yehuda Lindell and Benny Pinkas. An efficient protocol for secure two-party computation in the presence of malicious adversaries. In *Advances in Cryptology-EUROCRYPT 2007*, pages 52–78. Springer, 2007.
- LP12. Yehuda Lindell and Benny Pinkas. Secure two-party computation via cut-and-choose oblivious transfer. *Journal of cryptology*, 25(4):680–722, 2012.
- LPS08. Yehuda Lindell, Benny Pinkas, and Nigel P Smart. Implementing two-party computation efficiently with security against malicious adversaries. In *Security and Cryptography for Networks*, pages 2–20. Springer, 2008.
- MR13. Payman Mohassel and Ben Riva. Garbled circuits checking garbled circuits: More efficient and secure two-party computation. In *Advances in Cryptology-CRYPTO 2013*, pages 36–53. Springer, 2013.
- MRZ15. Payman Mohassel, Mike Rosulek, and Ye Zhang. Fast and secure three-party computation: The garbled circuit approach. In *Proceedings of the 22nd ACM SIGSAC Conference on Computer and Communications Security*, pages 591–602. ACM, 2015.
- NO09. Jesper Buus Nielsen and Claudio Orlandi. Lego for two-party secure computation. In *Theory of Cryptography*, pages 368–386. Springer, 2009.
- S⁺11. Chih-hao Shen et al. Two-output secure computation with malicious adversaries. In *Advances in Cryptology-EUROCRYPT 2011*, pages 386–405. Springer, 2011.
- S⁺13. Chih-hao Shen et al. Fast two-party secure computation with minimal assumptions. In *Proceedings of the 2013 ACM SIGSAC conference on Computer & communications security*, pages 523–534. ACM, 2013.
- Sha79. Adi Shamir. How to share a secret. *Communications of the ACM*, 22(11):612–613, 1979.
- Woo07. David P Woodruff. Revisiting the efficiency of malicious two-party computation. In *Advances in Cryptology-EUROCRYPT 2007*, pages 79–96. Springer, 2007.
- Yao86. A. C.-C. Yao. How to generate and exchange secrets. In *Proc. FOCS*, 1986.