

Lagrangian stochastic modeling of acceleration in turbulent wall-bounded flows

Alessio Innocenti¹, Nicolas Mordant² and Nick Stelzenmuller²,
Sergio Chibbaro¹

¹Sorbonne Université, CNRS, UMR 7190, Institut Jean Le Rond d'Alembert, F-75005 Paris, France

²Laboratoire des Ecoulements Géophysiques et Industriels, Université Grenoble Alpes, CNRS, Grenoble-INP, F-38000 Grenoble, France

(Received xx; revised xx; accepted xx)

The Lagrangian approach is natural to study issues of turbulent dispersion and mixing. We propose in this work a general Lagrangian stochastic model including velocity and acceleration as dynamical variables for inhomogeneous turbulent flows. The model takes the form of a diffusion process and the coefficients of the model are determined via Kolmogorov theory and the requirement of consistency with the velocity-based models. It is shown that the present model generalises both the acceleration-based models for homogeneous flows and the generalised Langevin models for the velocity. The resulting closed model is applied to a channel flow at high Reynolds number and compared to experiments as well as direct numerical simulations. A hybrid approach coupling the stochastic model with a Reynolds-Averaged-Navier-Stokes (RANS) is used to obtain a self-consistent model, as commonly used in probability density function methods. Results highlight that most of the acceleration features are well represented, notably the anisotropy and the strong intermittency. These results are valuable, since the model allows to improve the modelling of boundary layers yet remaining relatively simple. It sheds also some light on the statistical mechanisms at play in the near-wall region.

1. Introduction

Lagrangian stochastic models are widely used to describe complex turbulent flows (Pope 2000; Fox 2003; Chibbaro & Minier 2014), and are of particular relevance for turbulent dispersion (Wilson & Sawford 1996), reactive flows (Pope 1985; Fox 2003) and inertial particles (Minier & Peirano 2001; Peirano *et al.* 2006; Minier 2016). They are also appealing when Lagrangian properties are under investigation (Yeung & Pope 1989; Mordant *et al.* 2002; Meneveau 2011; Watteaux *et al.* 2019). The stochastic models produce collections of synthetic trajectories that reproduce the statistical and, in some weak sense, the dynamical properties of particles advected by the flow. In this framework, stochastic models focus generally on the dynamics of the one-point and one-time probability density function (pdf) of the state-vector of the system (Pope 2000).

The choice of the appropriate state-vector, that is to consider the relevant variables for the model, is key to have an approximate but still accurate description of the turbulent flow considered. In particular, it is essential to retain enough variables to have a state-vector which can be described as Markovian (Onsager & Machlup 1953; Gardiner *et al.* 1985; Marconi *et al.* 2008). Since these models are mainly conceived to tackle general non-homogeneous flows, the state vector is usually limited to the position and velocity of the fluid particles (\mathbf{x}, \mathbf{U}), and these observables are modelled as a diffusion process, which

is justified by Kolmogorov theory (Monin & Yaglom 2013; Pope 1994). The validity of such models may become questionable in some circumstances. In velocity-based models, the auto-correlation of the velocity is non-differentiable at the origin, reflecting the fact that the velocity process is not differentiable. Moreover, the criterion used to include only fluid particle location and velocity in the state-vector and thus to neglect the behaviour at very high time-frequency is to have separation of scales $\tau_\eta \ll T_L$, where τ_η is the smallest time-scale, namely the Kolmogorov time-scale $\tau_\eta \equiv (\frac{\nu}{\epsilon})^{1/2}$, and T_L is the integral scale, typical of large-scale motion. This criterion is no longer met at low Reynolds numbers, with the Reynolds number defined as $Re = \frac{UL}{\nu}$ where U, L are typical velocity and length of large scales and ν is the kinematic viscosity. Mostly important it is not valid everywhere in a turbulent boundary layer. In this case, there is no more the separation of scale justifying the Markovian description of the process (\mathbf{x}, \mathbf{U}) . Therefore, more variables should be added and in particular the fluid particle acceleration.

Some proposals have been made to address these issues in isotropic turbulence (Krasnoff & Peskin 1971; Sawford 1991). Furthermore, first experiments accessing Lagrangian fluid acceleration in isotropic flows (Voth *et al.* 1998, 2002; Mordant *et al.* 2004) have motivated many following attempts with the purpose of fitting the experimental data, but without a sound link with turbulence theory (Gotoh & Kraichnan 2004), except in few exceptions (Lamorgese *et al.* 2007). An important step forward has been taken by Pope (2002), who has proposed to use a general diffusion stochastic model for the fluid particle velocity and acceleration, and has considered in detail the case of homogeneous anisotropic turbulence. In fact the purpose of that work was not to propose a specific model but rather to show that such a diffusion process may reproduce quite well the DNS data, if coefficients are correctly prescribed. In particular, DNS was used to inform the model in that work. Yet, no attempt has been made to develop a consistent model for non-stationary non-homogeneous flows, although this is the more realistic and relevant situation for applications.

The aim of this work is precisely to propose a first model including the acceleration of fluid particles for the general case of non-stationary and inhomogeneous turbulence, and it follows recent accurate measurements and DNS of the acceleration in turbulent channel-flow at high Re-number (Stelzenmuller *et al.* 2017). The model is developed in the general framework of a diffusion process for the fluid particle velocity and acceleration, as suggested by Pope (2002). The coefficients are however specified not using data but on the basis of Kolmogorov theory and by the general analysis of the behaviour of the statistical moments (Reynolds stress) which can be extracted from the model. In the simplest case of isotropic flows, the model reverts to the model proposed earlier (Krasnoff & Peskin 1971; Sawford 1991). In non-homogeneous flows, when the acceleration can be considered as a fast process, that is when the observation scale is much larger than the characteristic one of the acceleration, which is related to the Kolmogorov one, the model is consistent instead with the standard Langevin models for the fluid velocity (Pope 2000)

The resulting model is therefore general and it can be used in all realistic flows of practical interest. We also regard the present model as an intermediate step in the development of a corresponding model for inertial particles.

2. Theoretical Model

As in the earlier works concerning isotropic turbulence (Krasnoff & Peskin 1971; Sawford 1991), we develop a model for the variables $(\mathbf{x}, \mathbf{U}, \mathbf{a})$, which are respectively the position, the velocity and an additional random acceleration process. For general

non-homogeneous flows, we propose the following model:

$$dx_i = U_i dt \quad (2.1)$$

$$dU_i = -\frac{1}{\rho} \frac{\partial \langle P \rangle}{\partial x_i} dt + D_{ij} (U_j - \langle U_j \rangle) dt + a_i dt, \quad (2.2)$$

$$da_i = -\beta a_i dt + \sqrt{B} dW_i, \quad (2.3)$$

where $\langle P \rangle$ is the average pressure and $\langle U_i \rangle$ the average velocity. As already remarked (Sawford 1991), this form is equivalent to that including explicitly the full fluid acceleration $A_i = dU_i/dt$ (see appendix B) as an independent variable and is preferred here to highlight the differences with respect to stochastic models used for the reduced state vector including only the position and velocity of the fluid parcels (\mathbf{x}, \mathbf{U}) . It is important to underline here that several terms depend on space \mathbf{x} , namely $\langle P \rangle$, D_{ij} , $\langle U_i \rangle$; also the coefficients β , B are function of \mathbf{x} , as it will be clarified shortly.

To fix the unknown coefficients, the first requirement we ask to the model is to be consistent with the state-of-the-art Langevin model for non-homogeneous flows, which has the following expression (Pope 2000)

$$\begin{aligned} dX_i &= U_i dt \\ dU_i &= -\frac{1}{\rho} \frac{\partial \langle P \rangle}{\partial x_i} dt + G_{ij} (U_j - \langle U_j \rangle) dt + \sqrt{C_0 \langle \epsilon \rangle} dW_i, \end{aligned} \quad (2.4)$$

with $G_{ij} = -\frac{1}{T_L} \delta_{ij} + G_{ij}^a$ where G_{ij}^a is a traceless matrix, with $T_L = (\frac{1}{2} + \frac{3}{4} C_0)^{-1} \frac{k}{\langle \epsilon \rangle}$, where $k(\mathbf{x})$ is the turbulent kinetic energy and $\langle \epsilon \rangle(\mathbf{x})$ is the average dissipation-rate. This condition fixes immediately $D_{ij} = G_{ij}$. The matrix G_{ij}^a may be used to improve the quality of the Reynolds-stress model corresponding to the stochastic model. Since in this work we use a refined RANS model (to obtain average quantities) together with adding the effect of the acceleration, we want to assess the effect of this inclusion and therefore we take $G_{ij}^a = 0$ for the sake of simplicity. As it will be clear later, even with this approximation the model is satisfactory. Furthermore, looking at the two models, we can see that our new model replaces the white-noise in the velocity Eq. (2.4), which is delta-correlated, with a coloured noise, that is a process a_i in Eq. (2.2) with a finite correlation time. In particular, we have chosen to model a_i as a Ornstein-Uhlenbeck with correlation time given by β^{-1} , as expressed by eq. (2.3). Therefore, the form given by (2.4) should be obtained in the limit of infinite β , as explained later.

We use dimensional arguments *à la Kolmogorov* to give an estimate of the time-scales. Considering $\delta U_\tau = |\mathbf{U}(t+\tau) - \mathbf{U}(t)|$, $D^L(\tau) = \langle (\delta U_\tau)^2 \rangle = v_\eta^2 \zeta(x)$, where $v_\eta \equiv (\nu \langle \epsilon \rangle)^{1/4}$, $x = \frac{\tau}{\tau_\eta}$, with $\tau_\eta \equiv \left(\frac{\nu}{\langle \epsilon \rangle} \right)^{1/2}$, and $\zeta(x)$ is an universal function. In the inertial range that gives $D^L(\tau) \sim C_0 \langle \epsilon \rangle \tau$, where C_0 is a constant. This implies for the velocity autocorrelation function that $R_L(\tau) \equiv \frac{\langle U(t)U(t+\tau) \rangle}{U^2} = 1 - \frac{D^L(\tau)}{2U^2} \sim 1 - \frac{C_0}{2} \frac{\tau}{T}$, with T the time-scale of large scales, such that $R_L(\tau) \sim 1$ in the inertial range far from boundaries when $\tau \ll T$ (Monin & Yaglom 2013; Pope 1994). We can generalise this result for the correlation of velocity derivatives $B_n^L(\tau) = \langle \frac{d^n u}{dt^n}(t) \frac{d^n u}{dt^n}(t+\tau) \rangle$, where the same hypotheses yield $B_n^L(\tau) = \left(\frac{v_\eta}{\tau_\eta^n} \right)^2 \alpha_n(x) = \nu^{1/2-n} \langle \epsilon \rangle^{n+1/2} \alpha_n(x)$. Where $\alpha_n(x)$ should be universal functions too. In particular, using the definition of D^L , we can find $B_n^L(\tau) = \frac{(-1)^{(n-1)}}{2} \frac{d^{2n} D^L}{d\tau^{2n}}$, that means $\alpha_n(x) = \frac{(-1)^{(n-1)}}{2} \frac{d^{2n} \zeta(x)}{dx^{2n}}$. If τ is in the inertial range, we demand that the function B_n^L should be independent of ν . We then obtain

$B_n^L(\tau) \approx \langle \epsilon \rangle \tau^{1-2n}$, i.e., $\alpha_n(x) \sim x^{(1-2n)}$. Hence, for $n = 1$ we find the acceleration correlation behaviour $R_A(\tau) = \frac{\langle A(t+\tau)A(t) \rangle}{\langle A^2 \rangle} \sim \frac{\tau_\eta}{\tau}$, and for $n = 2$ that of the derivative of acceleration $R_{\dot{A}}(\tau) \sim \left(\frac{\tau_\eta}{\tau}\right)^3$. These formulas show that the turbulent acceleration and higher derivatives are correlated on time comparable to τ_η . Furthermore, the same formulas give for the mean square of the turbulent acceleration $\overline{A^2} = K\nu^{-1/2}\langle \epsilon \rangle^{3/2}$ where K is a universal constant. This shows that acceleration, as well as its derivatives, depends on the fluid viscosity ν . Since for high-Re numbers the viscosity affects only the very small scales of turbulent motion, in locally isotropic turbulence these variables are determined largely by scales $l \leq \eta$. On the basis of these estimates, the fluid particle acceleration timescale β^{-1} is taken proportional to the local Kolmogorov timescale, assuming a constant of proportionality of one we get $\beta^{-1} = \tau_\eta$. Our rationale shows that the higher the derivative the faster the process loses correlation, so that higher order variables can be considered random noise. Nevertheless, for $\tau \lesssim \tau_\eta$ this reasoning ceases to be true and higher-order models may have some justification.

Once fixed the time-scale of the process \mathbf{a} , the consistency with the velocity-model (2.4) allows us to fix the diffusion term in (2.3). From the equations (2.1)-(2.3), we can derive the corresponding Reynolds-stress equations

$$\begin{aligned} \frac{\partial \langle u_i u_j \rangle}{\partial t} + \langle U_k \rangle \frac{\partial \langle u_i u_j \rangle}{\partial x_k} + \frac{\partial \langle u_i u_j u_k \rangle}{\partial x_k} = & - \langle u_i u_k \rangle \frac{\partial \langle U_j \rangle}{\partial x_k} - \langle u_j u_k \rangle \frac{\partial \langle U_i \rangle}{\partial x_k} \\ & + \langle u_i a_j \rangle + \langle u_j a_i \rangle - \frac{2}{T_L} \langle u_i u_j \rangle. \end{aligned} \quad (2.5)$$

where the correlations $\langle u_i a_j \rangle$ are solutions of transport equations, which reflect the non-zero memory effects due to the coloured noise in the velocity. Specifically, the transport equations for the $\langle u_i a_j \rangle$ correlation are

$$\frac{\partial \langle u_i a_j \rangle}{\partial t} + \langle U_k \rangle \frac{\partial \langle u_i a_j \rangle}{\partial x_k} + \frac{\partial \langle u_i a_j u_k \rangle}{\partial x_k} = -\frac{1}{T_L} \langle a_j u_i \rangle + \langle a_i a_j \rangle - \langle a_j u_k \rangle \frac{\partial \langle U_i \rangle}{\partial x_k} - \frac{\langle u_i a_j \rangle}{\tau_\eta}; \quad (2.6)$$

and for the variance of the process a

$$\frac{\partial \langle a_i a_j \rangle}{\partial t} + \langle U_k \rangle \frac{\partial \langle a_i a_j \rangle}{\partial x_k} + \frac{\partial \langle a_i a_j u_k \rangle}{\partial x_k} = -2 \frac{\langle a_i a_j \rangle}{\tau_\eta} + B \delta_{ij}. \quad (2.7)$$

The finite value of timescale τ_η is responsible of the memory effect, thus, in the limit of $\tau_\eta \rightarrow 0$, the same source term in Reynolds-stress equations as given by the model (2.4) should be found. Considering the limit in the homogeneous case, we have $\langle a_i a_j \rangle \rightarrow \frac{B\tau_\eta}{2} \delta_{ij} \Rightarrow \langle u_i a_j \rangle = \tau_\eta (\langle a_i a_j \rangle - \frac{\langle u_i a_j \rangle}{T_L})$, and thus, $\langle u_i a_j \rangle \rightarrow \frac{B}{2} \tau_\eta \left(\frac{1}{\tau_\eta} + \frac{1}{T_L} \right)^{-1}$; therefore, in order to have the correct limit, it is necessary to impose

$$B = \frac{C_0 \langle \epsilon \rangle}{\tau_\eta} \left(\frac{1}{\tau_\eta} + \frac{1}{T_L} \right) \approx \frac{C_0 \langle \epsilon \rangle}{\tau_\eta^2} \quad (2.8)$$

In this way, we have fixed all the parameters and the model is complete, except for the numerical choice of the free parameter C_0 , which in this work is chosen to be $C_0 = 0.35$ to be consistent with the Rotta constant used in the RANS model (Pope 2000). In any case, the results do not change qualitatively in the range $C_0 \in [0.2, 1.5]$. Taking the trace of Reynolds-stress equations, the equation for turbulent kinetic energy is retrieved. As discussed in Pope (2014), the dissipation rate is implicitly defined by the relation $\sum_i \langle u_i A_i \rangle \approx -\langle \epsilon \rangle$, (where $A_i = du_i/dt$, see appendix B).

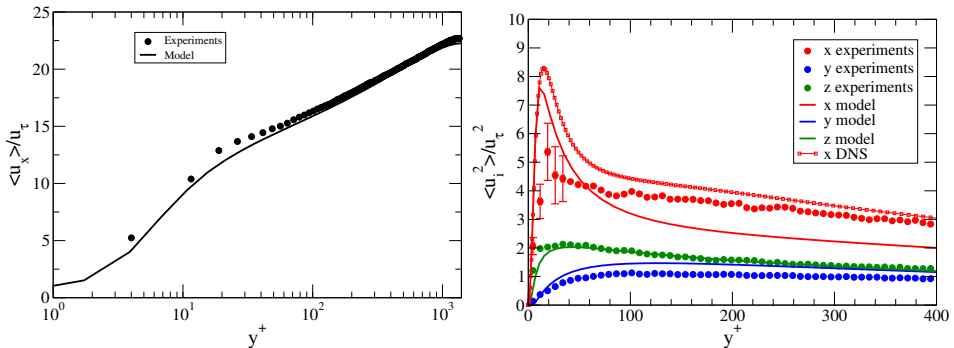


FIGURE 1. Mean (a) and variance velocity profiles (b). Comparison between experiments (points) and the present model (lines). All quantities are normalized in wall units.

3. Numerical method

We study the turbulent flow in a channel between two parallel walls separated by a distance $2h$ using the same Reynolds number ($Re_\tau = \frac{u_\tau h}{\nu} \approx 1440$) chosen in a recent campaign of experiments and DNS (Stelzenmuller *et al.* 2017), where u_τ is the friction velocity associated to the shear stress τ_w at the wall and ν the kinematic viscosity. In the following, the superscript $+$ indicates quantities expressed in wall units by u_τ and ν . By convention, x is the stream-wise direction, y the wall-normal and z the span-wise.

We must solve the stochastic differential equations (2.1)-(2.3) that contain several average fields. To cope with this issue, we use here a hybrid approach (Pope 1985, 2000) computing the needed average quantities ($\langle \mathbf{U} \rangle$, $\langle P \rangle$, $\langle \epsilon \rangle$, k) solving the Reynolds averaged Navier-Stokes (RANS) equations. In particular, we have implemented the near-wall model based on the elliptic relaxation (Durbin 1991), using the same parameters and boundary conditions suggested in the original proposal (Durbin 1993). These Reynolds-stress equations together with the equation for $\langle \epsilon \rangle$ are solved through a standard finite-difference method.

Concerning the stochastic equations (2.1)-(2.3), they are of the form $d\mathbf{X} = \mathbf{A} dt + \mathbf{B}\mathbf{X} dt + \mathbf{D} d\mathbf{W}(t)$ and are stiff, as we have $\lim_{y \rightarrow 0} \det[\mathbf{B}] = -\infty$. Indeed, $T_L^{-1} \sim -\frac{\epsilon}{k}$ and near to the wall this means $T_L^{-1} \sim \frac{-1}{y^2}$, which grows without bound. Moreover near the wall $U_i - \langle U_i \rangle \sim y$, for the no-slip boundary condition. Thus, the drift coefficient $[\mathbf{B}]\mathbf{U}$ scales with $1/y$ and remains unbounded for $y \rightarrow 0$. Furthermore, the time-scale β may be very small and instabilities may arise also far from boundaries if the time-step is bigger (typically in the inertial range) and the numerical scheme is not stable. To address these issues, we have developed a numerical scheme unconditionally stable for the set of equations (2.1)-(2.3) (Dreeben & Pope 1998; Peirano *et al.* 2006). The numerical scheme is presented in the appendix A.

4. Results

In Fig. 1, mean and variance velocity profiles from experiments and model simulations are compared. Given that we use a hybrid approach, the Reynolds stress are computed in the model by the RANS method. The agreement of average velocity is very good. The Durbin model gives also a satisfactory representation of the Reynolds stress flow. It is known that RANS models tend to underestimate the stream-wise component in the log-layer region in very high-Re flows (Pope 2000). Nonetheless, we are not interested here to develop further RANS models, and the chosen model is satisfactory with regard to the

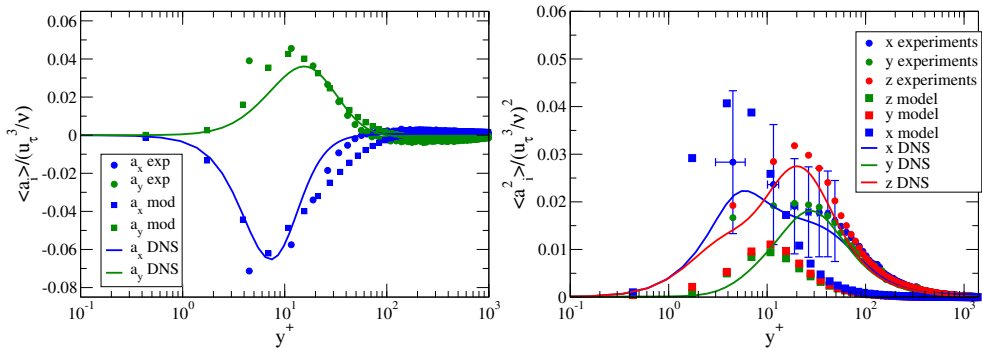


FIGURE 2. Mean and variance acceleration profiles. Comparison between experiments (points), stochastic model simulations (squares) and DNS (lines).

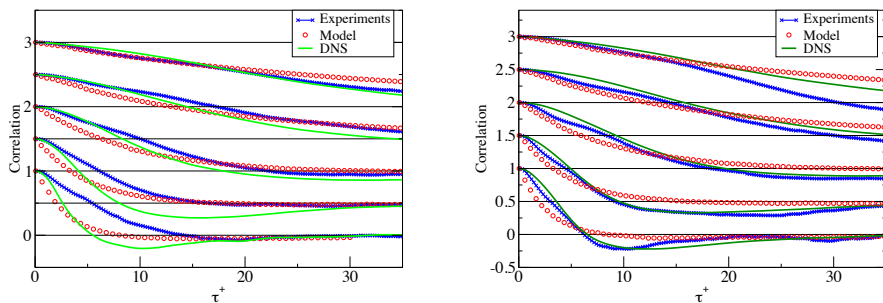


FIGURE 3. Lagrangian auto-correlations of wall-normal (ρ_{yy} , left) and spanwise (ρ_{zz} , right) particle acceleration. Correlations are computed as: $\rho_{ij}(\tau, y_0) = \frac{\langle a_i^2(t_0, y_0) a_j^2(t_0 + \tau, y_0) \rangle}{\langle a_i^2(t_0, y_0) \rangle^{1/2} \langle a_j^2(t_0 + \tau, y_0) \rangle^{1/2}}$. Experiments crossed blue lines, model red lines. Curves are shifted vertically by increments of 0.5 for clarity. From bottom to top, the curves correspond to particles located initially at $y_0^+ = 20, 60, 200, 600$ and 1000. Horizontal grid lines show the zero-correlation level for each y_0^+ . The DNS data curve is shown for one case, for comparison.

present purpose. Figure 2 shows the mean and variance acceleration profiles obtained by the experiments, DNS and the model. The average acceleration is very well predicted by the stochastic model in both directions. Notably the model gives correctly the negative peak of mean stream-wise acceleration at $y^+ \approx 7$, which is a viscous effect. That shows that the acceleration model together with a RANS model including the boundary layer is able to describe this effect, despite the absence of ad-hoc low-Re terms in the stochastic model. Profiles of acceleration variance (Fig. 2) reveal a qualitative overall agreement, although larger discrepancies are found for the model concerning the variance accelerations. In particular, a slight overestimation of the stream-wise variance is present, even though the value found is within the experimental error bars. More pronounced, the model displays the peak of the spanwise and cross-stream components around the same position, whereas experiments and DNS show some variability. Nevertheless, at their respective peaks, the standard deviation of acceleration is larger than the magnitude of the mean acceleration for all sets, indicating that the present stochastic model is already able to reproduce the main features of the acceleration fluctuations that govern the dynamics near the wall.

Figures 3a-b show y and z components of the acceleration correlation tensor ρ_{ij}

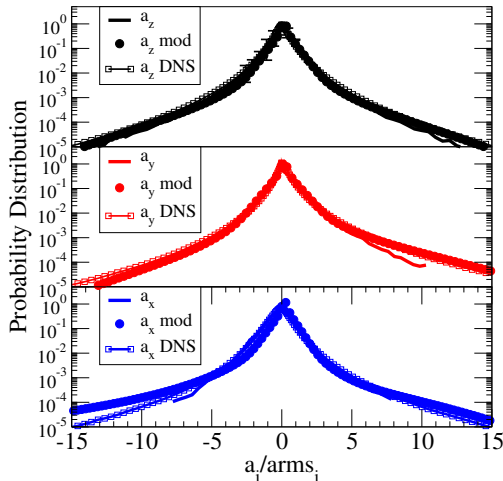


FIGURE 4. PDF of streamwise, wall-normal and spanwise particle acceleration. Experiments - solid lines. Model - symbols. The PDFs are normalized by the root-mean-square value of acceleration. The PDF represent an average over the whole channel.

calculated at different initial wall distances y_0^+ . The agreement is satisfactory, showing that the stochastic model fairly reproduce both the inhomogeneity and the anisotropy of the flow, since all components are different and the decorrelation-time changes with the distance. Some small differences for small time-displacements, notably in the near-wall region, can be traced back to the presence of a white noise in the acceleration process which overlooks short-memory effects.

Figure 4 shows the probability distribution function (PDF) of the three acceleration components. All curves present very long tails corresponding to extremely high acceleration events usually associated to intermittency (Mordant *et al.* (2002)). Once again, the model reproduces well the experimental and DNS results. In particular, the model captures well the skewness of the acceleration, displaying a positive skewness for the cross-stream component and a negative one for the stream-wise one. The tails of the extreme events ($P < 10^{-4}$) appear slightly over-predicted by the model for the stream-wise component. However statistical error in this range is significative.

5. Discussion and Conclusions

In this work, we have developed a novel stochastic model including fluid particle acceleration for general non-homogeneous turbulent flows. This model generalises both previous propositions for acceleration in isotropic flows and the velocity-based models for non-homogeneous flows, and is compared against experiments and DNS in a channel-flow. To deal with the fluid averages in the coefficients, we have used a hybrid RANS/PDF approach, typically used in realistic computations, where average velocity and Reynolds stress are computed in a Eulerian framework. In particular, we have chosen the elliptic-relaxation Reynolds-stress model to get a fair agreement between the RANS fields and the experimental ones. As for the proposal of the stochastic model, it is derived using Kolmogorov theory and the moment equations for the covariance of the velocity and acceleration. The use of this hybrid formulation with the inclusion of the acceleration should bring some of the effects related to the viscous terms, and present results are also useful to disentangle which effects are obtained in this way and which remains to be introduced with more complex closures. The overall behaviour of the model is remarkable

showing that it captures most of the features revealed by experiments, and notably is capable to model correctly the anisotropy of the flow. The average acceleration is in agreement with experiments and DNS. The Lagrangian autocorrelation given by the model reproduces correctly the time-scale and the non-homogeneous effects.

Interestingly, also the pdfs are fairly well captured, displaying skewness, anisotropy and far-from-gaussian tails. In homogeneous turbulence, the very wide tails of the acceleration PDF are associated to intermittency (Mordant *et al.* (2001)). In order to reproduce these features in stochastic models of homogeneous turbulence, a multiplicative component is added in the noise term to take into account the fluctuations of the dissipation rate ϵ that are often assumed to follow log-normal statistics and to have a rather long correlation time close to T_L (Pope & Chen (1990); Mordant *et al.* (2002); Reynolds (2003); Zamansky *et al.* (2010)). Our model does not have such a multiplicative term in eq. (2.3). However, the term B incorporates the dissipation rate $\langle \epsilon \rangle$ which varies in space along the particle trajectory due to the inhomogeneity of the flow. It is thus a multiplicative term only related to inhomogeneity and not on stochastic fluctuations of ϵ . It appears here that this contribution is enough to reproduce the wide tail PDFs of the acceleration components. This confirms on one hand that in wall flows most of the extreme events are related to non-homogeneity (Lee *et al.* 2004), and on the other hand shows that the present model is able to capture the main statistical features of the near wall structures which are responsible of the intermittency.

In order to enhance further the performances, improvements would be: (a) to add intermittency effects in the turbulent dissipation (Pope 2000) and/or in the acceleration (Lamorgese *et al.* 2007); (b) to improve the velocity model with a non-null matrix G_{ij}^a in eq. (2.2), which would allow to retrieve full consistency (Chibbaro & Minier 2011; Minier *et al.* 2014) and further improve the Reynolds-stress. In conclusion, we believe that the present form of the stochastic model is adequate to model wall flows in realistic case and should be the starting point to develop an acceleration-based model for inertial particles.

Appendix A. Numerical scheme

Writing equations (2.1)-(2.3) as $d\mathbf{X} = \mathbf{A} dt + \mathbf{B}\mathbf{X} dt + \mathbf{D} d\mathbf{W}(t)$, we take the matrix coefficients $\mathbf{A}, \mathbf{B}, \mathbf{D}$ frozen during a time-step Δt to obtain analytical solutions using the integrating factor $e^{-\mathbf{B}t}$. Therefore, the scheme reads as:

$$x_i^{n+1} = x_i^n + A_1 U_i^n + B_1 f_i^n + C_1 [T_i^n C_i^n] + \Omega_i^n, \quad (\text{A } 1)$$

$$U_i^{n+1} = U_i^n \exp(-\Delta t/T_i^n) + [T_i^n C_i^n][1 - \exp(-\Delta t/T_i^n)] + \gamma_i^n, \quad (\text{A } 2)$$

$$a_i^{n+1} = a_i^n \exp(-\Delta t/\tau^n) + D_1 U_i^n + [T_i^n C_i^n](E_1 - D_1) + \Gamma_i^n. \quad (\text{A } 3)$$

$$A_1 = \tau^n [1 - \exp(-\Delta t/\tau^n)], \quad B_1 = T_i^n / (T_i^n - \tau^n) [T_i^n (1 - \exp(-\Delta t/T_i^n)) - A_1],$$

$$C_1 = \Delta t - A_1 - B_1, \quad D_1 = T_i^n / (T_i^n - \tau^n) [\exp(-\Delta t/T_i^n) - \exp(-\Delta t/\tau^n)],$$

$$E_1 = 1 - \exp(-\Delta t/\tau^n).$$

$$\gamma_i(t) = \check{B}_i \exp(-t/T_i) \int_{t_0}^t \exp(s/T_i) dW_i(s),$$

$$\Gamma_i(t) = \frac{1}{\tau} \exp(-t/\tau) \int_{t_0}^t \exp(s/\tau) \gamma_i(s) ds,$$

$$\Omega_i(t) = \int_{t_0}^t \Gamma_i(s) ds.$$

Appendix B. Expression of the second-order model

The present model may be written as a second order-process considering the entire acceleration as the main variable (Sawford 1991):

$$dx_i = U_i dt \quad (\text{B1})$$

$$dU_i = A_i dt \quad (\text{B2})$$

$$dA_i = - \left(\frac{1}{2} + \frac{3}{4} C_0 \right) \frac{\langle \epsilon \rangle}{k} \left(A_i - \langle A_i \rangle - \frac{U_i}{\tau_\eta} \right) dt \\ + \frac{1}{\tau_\eta} \left(A_i + \frac{1}{\rho} \frac{\partial \langle P \rangle}{\partial x_i} \right) dt - \frac{d}{dt} \frac{1}{\rho} \frac{\partial \langle P \rangle}{\partial x_i} + \sqrt{\frac{C_0 \langle \epsilon \rangle}{\tau_\eta} \left(\frac{1}{\tau_\eta} + \frac{1}{T_L} \right)} dW_i. \quad (\text{B3})$$

REFERENCES

- CHIBBARO, S & MINIER, JP 2011 A note on the consistency of hybrid eulerian/lagrangian approach to multiphase flows. *International Journal of Multiphase Flow* **37** (3), 293–297.
- CHIBBARO, S & MINIER, JP 2014 *Stochastic methods in fluid mechanics*. Springer.
- DREEBEN, T. D. & POPE, S. B. 1998 Probability density function/Monte Carlo simulation of near-wall turbulent flows. *J. Fluid Mech.* **357**, 141.
- DURBIN, PA 1993 A reynolds stress model for near-wall turbulence. *Journal of Fluid Mechanics* **249**, 465–498.
- DURBIN, PA 1991 Near-wall turbulence closure modeling without damping functions. *Theoretical and Computational Fluid Dynamics* **3** (1), 1–13.
- FOX, RO 2003 *Computational models for turbulent reacting flows*. Cambridge Univ. Press.
- GARDINER, CW & OTHERS 1985 *Handbook of stochastic methods*, , vol. 3. springer Berlin.
- GOTOH, T & KRAICHNAN, RH 2004 Turbulence and tsallis statistics. *Physica D: Nonlinear Phenomena* **193** (1-4), 231–244.
- KRASNOFF, E & PESKIN, RL 1971 The langevin model for turbulent diffusion. *Geophysical & Astrophysical Fluid Dynamics* **2** (1), 123–146.
- LAMORGESE, AG, POPE, SB, YEUNG, PK & SAWFORD, BL 2007 A conditionally cubic-gaussian stochastic lagrangian model for acceleration in isotropic turbulence. *Journal of Fluid Mechanics* **582**, 423–448.
- LEE, C, YEO, K & CHOI, J 2004 Intermittent nature of acceleration in near wall turbulence. *Physical review letters* **92** (14), 144502.
- MARCONI, UMB, PUGLISI, A, RONDONI, L & VULPIANI, A 2008 Fluctuation–dissipation: response theory in statistical physics. *Physics reports* **461** (4-6), 111–195.
- MENEVEAU, C 2011 Lagrangian dynamics and models of the velocity gradient tensor in turbulent flows. *Annual Review of Fluid Mechanics* **43**, 219–245.
- MINIER, JP 2016 Statistical descriptions of polydisperse turbulent two-phase flows. *Physics Reports* **665**, 1–122.
- MINIER, JP, CHIBBARO, S & POPE, SB 2014 Guidelines for the formulation of lagrangian stochastic models for particle simulations of single-phase and dispersed two-phase turbulent flows. *Physics of Fluids* **26** (11), 113303.
- MINIER, J.-P. & PEIRANO, E. 2001 The PDF approach to turbulent and polydispersed two-phase flows. *Phys. Rep.* **352** (1-3), 1–214.
- MONIN, AS & YAGLOM, AM 2013 *Statistical fluid mechanics*. Dover.
- MORDANT, N, DELOUR, J, LÉVEQUE, E, ARNÉODO, A & PINTON, J-F 2002 Long time correlations in lagrangian dynamics: a key to intermittency in turbulence. *Physical review letters* **89** (25), 254502.
- MORDANT, N, LÉVÊQUE, E & PINTON, JF 2004 Experimental and numerical study of the lagrangian dynamics of high reynolds turbulence. *New Journal of Physics* **6** (1), 116.
- MORDANT, N, METZ, P, MICHEL, O & PINTON, JF 2001 Measurement of Lagrangian velocity in fully developed turbulence. *Physical Review Letters* **87** (21), 214501.

- ONSAGER, L & MACHLUP, S 1953 Fluctuations and irreversible processes. *Physical Review* **91** (6), 1505.
- PEIRANO, E., CHIBBARO, S., POZORSKI, J. & MINIER, J.-P. 2006 Mean-field/PDF numerical approach for polydispersed turbulent two-phase flows. *Prog. Energy Combust. Sci.* **32** (3), 315–371.
- POPE, S. B. 1985 Pdf methods for turbulent reactive flows. *Prog. Energy Combust. Sci.* **11**, 119–192.
- POPE, S. B. 1994 Lagrangian pdf methods for turbulent reactive flows. *Ann. Rev. Fluid Mech.* **26**, 23–63.
- POPE, S. B. 2000 *Turbulent Flows*. Cambridge University Press.
- POPE, S. B. 2002 Stochastic Lagrangian models of velocity in homogeneous turbulent shear flow. *Phys. Fluids* **14** (5), 1696–1702.
- POPE, S. B. 2014 The determination of turbulence-model statistics from the velocity–acceleration correlation. *Journal of Fluid Mechanics* **757**.
- POPE, S. B. & CHEN, Y. L. 1990 The velocity-dissipation probability density function model for turbulent flows. *Phys. Fluids A* **2**, 1437.
- REYNOLDS, A M 2003 On the application of nonextensive statistics to Lagrangian turbulence. *Physics Of Fluids* **15** (1), L1–L4.
- SAWFORD, BL 1991 Reynolds number effects in lagrangian stochastic models of turbulent dispersion. *Physics of Fluids A: Fluid Dynamics* **3** (6), 1577–1586.
- STELZENMULLER, N, POLANCO, JL, VIGNAL, L, VINKOVIC, I & MORDANT, N 2017 Lagrangian acceleration statistics in a turbulent channel flow. *Physical Review Fluids* **2** (5), 054602.
- VOTH, G A, LA PORTA, A, CRAWFORD, A M, ALEXANDER, J & BODENSCHATZ, E 2002 Measurement of particle accelerations in fully developed turbulence. *Journal of Fluid Mechanics* **469**, 121–160.
- VOTH, G A, SATYANARAYAN, K & BODENSCHATZ, E 1998 Lagrangian acceleration measurements at large reynolds numbers. *Physics of Fluids* **10** (9), 2268–2280.
- WATTEAUX, R, SARDINA, G, BRANDT, LUCA & IUDICONE, D 2019 On the time scales and structure of lagrangian intermittency in homogeneous isotropic turbulence. *Journal of Fluid Mechanics* **867**, 438–481.
- WILSON, J D & SAWFORD, BL 1996 Review of lagrangian stochastic models for trajectories in the turbulent atmosphere.
- YEUNG, PK & POPE, SB 1989 Lagrangian statistics from direct numerical simulations of isotropic turbulence. *Journal of Fluid Mechanics* **207**, 531–586.
- ZAMANSKY, R, VINKOVIC, I & GOROKHOVSKI, M 2010 LES approach coupled with stochastic forcing of subgrid acceleration in a high-Reynolds-number channel flow. *Journal Of Turbulence* **11**, N30.