

Multi-Modal Synthesis of Regular Expressions

QIAOCHU CHEN, University of Texas at Austin, USA

XINYU WANG, University of Texas at Austin, USA

XI YE, University of Texas at Austin, USA

GREG DURRETT, University of Texas at Austin, USA

ISIL DILLIG, University of Texas at Austin, USA

Despite their usefulness across a wide range of application domains, regular expressions (or *regexes* for short) have a reputation for being difficult to master. In this paper, we propose a multi-modal synthesis technique for automatically synthesizing regexes from a combination of examples and natural language. Using multiple modalities of specification is useful in this context because natural language alone is often highly ambiguous, whereas examples in isolation are often not sufficient for conveying the user's intent. Our proposed synthesis algorithm first parses the English description into a so-called *hierarchical sketch* that is used to guide our programming-by-example (PBE) engine. Since the hierarchical sketch captures key hints embedded in the natural language description, the PBE engine can leverage this information to both prioritize the search as well as make useful deductions for pruning the search space. We have implemented the proposed technique in a tool called REGEL and evaluate it on two different data sets, one curated from StackOverflow and another adopted from prior work. Our evaluation demonstrates the advantages of using multiple modalities of specification and also highlights the impact of key design choices underlying our PBE engine. Finally, a user study involving 20 participants demonstrates that users are more likely to successfully come up with the desired regex using REGEL compared to without using it.

1 INTRODUCTION

As a convenient mechanism for matching patterns in text data, regular expressions (or *regexes*, for short) have found numerous applications ranging from search and replacement to input validation. In addition to being heavily used by programmers across many different languages, regular expressions have also gained popularity among computer end-users. For example, many text editors, word processing programs, and spreadsheet applications now provide support for performing search and replacement using regexes. However, despite their potential to dramatically simplify various tasks, regular expressions have a reputation for being quite difficult to master.

Due to the practical importance of regular expressions, several prior works have attempted to automatically generate regular expressions from high-level user guidance. For example, several papers from the NLP community address the problem of generating regexes from natural language descriptions [Kushman and Barzilay 2013; Locascio et al. 2016; Zhong et al. 2018]. On the other hand, there has been significant interest in the programming languages community on automatically synthesizing regular expressions from positive and negative examples of strings that should or should not be matched by the target regex [Gulwani 2011; Lee et al. 2016; Wang et al. 2016].

While these prior techniques have made some headway in simplifying regular expression development, there remains significant work to be done in automatically generating complex regular expressions. For example, prior work on generating regexes from natural language has relatively

Authors' addresses: Qiaochu Chen, Computer Science, University of Texas at Austin, Austin, Tx, USA, qchen@cs.utexas.edu; Xinyu Wang, Computer Science, University of Texas at Austin, Austin, Tx, USA, xwang@cs.utexas.edu; Xi Ye, Computer Science, University of Texas at Austin, Austin, Tx, USA, xiye@cs.utexas.edu; Greg Durrett, Computer Science, University of Texas at Austin, Austin, Tx, USA, gdurrett@cs.utexas.edu; Isil Dillig, Computer Science, University of Texas at Austin, Austin, Tx, USA, isil@cs.utexas.edu.

2019. 2475-1421/2019/4-ART1 \$15.00

<https://doi.org/>

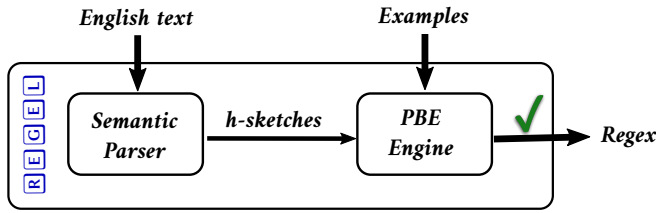


Fig. 1. Schematic overview of our approach.

low accuracy even for stylized English descriptions [Locascio et al. 2016], whereas example-based synthesizers impose severe restrictions on the kinds of regular expressions they can synthesize, such as restricting the use of Kleene star [Gulwani 2011; Wang et al. 2016] or considering only a binary alphabet [Lee et al. 2016].

A central premise of this work is that both modalities of information, namely examples and natural language, are complementary and simultaneously useful for synthesizing regular expressions. As evidenced by numerous regex-related questions posted on online forums, most users communicate their intent using a combination of natural language and positive/negative examples. In particular, a common pattern is that users typically describe the high-level task using natural language, but they also give positive and negative examples to clarify any ambiguities present in that description.

Motivated by this observation, this paper presents a multi-modal synthesizer that utilizes both examples and English text to generate the target regex. As depicted in Figure 1, a key idea underlying our method is to parse the natural language description into a *hierarchical sketch* (or *h-sketch* for short) that is used to guide our programming-by-example (PBE) engine. Since hierarchical sketches capture key hints present in the English description, they make it much easier for our PBE technique to find regexes that match the user’s intent. Furthermore, because the hierarchical nature of these sketches closely reflects the compositional structure of the natural language they are derived from, it is feasible to obtain the basic scaffolding of the target regex using non-data-hungry NLP techniques like *semantic parsing* [Zelle and Mooney 1996; Zettlemoyer and Collins 2005].

In order to effectively use the hints derived from natural language, our technique leverages a new PBE algorithm for the regex domain. In particular, our proposed PBE engine uses the hints provided by the h-sketch to both prioritize its search and also perform useful deductive reasoning. In addition, our PBE technique leverages so-called *symbolic regular expressions* to group similar regexes during the search process and uses an SMT solver to figure out how to concretize them.

We have implemented the proposed approach in a tool called **REGEL**¹ and compare it against relevant baselines on two different data sets, one of which is curated from StackOverflow and another one adopted from prior work on regex synthesis from pure natural language. This evaluation unequivocally illustrates the advantages of multi-modal synthesis compared to both DEEPREGEX, a state-of-the-art tool that synthesizes regexes from natural language, as well as a pure PBE approach. We also perform an ablation study to empirically demonstrate the advantages of our proposed PBE algorithm. Finally, we perform a user study showing that REGEL facilitates regular expression development.

To summarize, this paper makes the following key contributions:

- We describe a multi-modal synthesizer for generating regular expressions from a combination of examples and natural language.

¹This stands for Regular Expression Generation from Examples and Language. Also, REGEL means Rule in German.

- We introduce the concept of *hierarchical sketches* to capture the compositional structure of the English utterance and develop a semantic parser that can generate h-sketches from English descriptions.
- We present a new PBE engine for regular expression synthesis that (1) leverages hints in the h-sketch to guide both the search and deduction, and (2) utilizes the concept of *symbolic regexes* to further prune the search space.
- We implement these ideas in a tool called REGEL and compare it against multiple baselines on two different data sets.
- We perform a user study and run statistical significance tests to evaluate the benefits of REGEL to prospective users.

2 OVERVIEW

In this section, we give a high-level overview of our technique with the aid of a motivating example. Consider the task of writing a regular expression to match strings that correspond to decimal numbers of the form $x.y$ where x (resp. y) is an integer with at most 15 (resp. 3) digits. Furthermore, the regular expression should also accept strings that correspond to 15 digit integers (i.e., where the $.y$ part is missing).

As posted in a StackOverflow post,² the user describes this task in a combination of natural language and examples. Specifically, the natural language description \mathcal{L} is the following.

“I need a regular expression that validates Decimal(18, 3), which means the max number of digits before comma is 15 then accept at max 3 numbers after the comma.”

The user also provides the following set of positive examples \mathcal{E}^+ and negative examples \mathcal{E}^- :

Positive Examples	Negative Examples
123456789.123	1234567891234567
123456789123456.12	123.1234
12345.1	1.12345
123456789123456	.1234

As we can see, the user’s English description is not only ambiguous, but also somewhat misleading. First of all, the user means to say “period” instead of “comma”, and, second, it is not clear from the natural language that a pure integer such as “123” should be allowed. On the other hand, the string examples alone are also not sufficient for completely understanding the actual intent. For instance, by looking at the examples in isolation, it is difficult to tell whether digit 0 is allowed or not. However, by considering both the examples and the natural language description, a human can infer the target regex reasonably well.

In what follows, we illustrate how our technique is able to automatically generate the desired regular expression using both the natural language description \mathcal{L} as well as examples \mathcal{E}^+ and \mathcal{E}^- .

As mentioned in Section 1, our method first uses a semantic parser [Berant et al. 2013] to “translate” the natural language description into a *hierarchical sketch* (*h-sketch*) that captures the high-level structure of the target regex. Given the English description \mathcal{L} , our semantic parser generates a *ranked* list of such h-sketches, one of which is shown below.

$$\text{Concat}\left(\square\{\langle \text{num} \rangle, \langle, \rangle\}, \square\{\text{RepeatRange}(\langle \text{num} \rangle, 1, 3), \langle, \rangle\}\right) \quad (1)$$

In this h-sketch, the symbol \square denotes an unknown regex, and the notation $\square\{\mathcal{S}_1, \dots, \mathcal{S}_n\}$ indicates that the unknown regex \square should contain *at least* one of the components (“hints”) $\mathcal{S}_1, \dots, \mathcal{S}_n$ as a

² <https://stackoverflow.com/questions/19076566/need-regular-expression-that-validate-decimal-18-3>

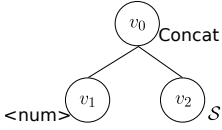


Fig. 2. A partial regex example where S represents the h-sketch $\square_2\{<, >, \text{RepeatRange}(<\text{num}>, 1, 3)\}$.

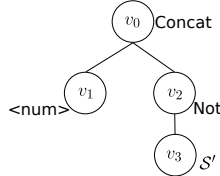


Fig. 3. A partial regex expanded from Figure 2 where S' stands for $\square_1\{<, >, \text{RepeatRange}(<\text{num}>, 1, 3)\}$.

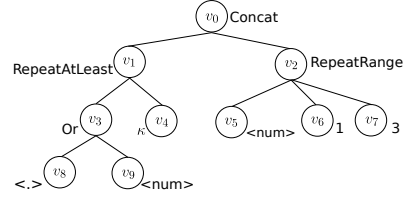


Fig. 4. A symbolic regex example.

leaf node. Thus, looking at this h-sketch, we can make the following observations about the target regular expression:

- (1) Since the top-level operator is Concat, the regular expression is of the form $\text{Concat}(R_1, R_2)$.
- (2) R_1 should contain *either* a digit (i.e., $<\text{num}>$) *or* a comma (i.e., $<, >$) as a component.
- (3) R_2 should contain *either* a 1-3 digit number (i.e., $\text{RepeatRange}(<\text{num}>, 1, 3)$) *or* a comma.

As we can see, this sketch is far from perfect, but it still contains useful sub-regexes (e.g., $\text{RepeatRange}(<\text{num}>, 1, 3)$) that indeed occur in the target regex.

Given a hierarchical sketch S like the one from Eq. 1, our PBE engine tries to find a regex that is both a valid completion of S and also consistent with the provided examples. From a high level, the synthesizer performs top-down sketch-guided enumerative search over *partial regexes* represented as abstract syntax trees (ASTs). For instance, Figure 2 shows an example partial regex where nodes are labeled with operators, character classes, or h-sketches. At every step, the synthesizer picks a node labeled with a sketch and decides how to expand that node. For instance, Figure 3 shows an expansion of the partial regex from Figure 2 where the node v_2 has been instantiated with the Not operator which now has a new child v_3 labeled with a new h-sketch S' . Note that S' is derived from the sketch previously labeling v_2 ³.

The synthesis engine underlying REGEL leverages two ideas that help make it practical. First, similar to prior work [Lee et al. 2016], REGEL uses lightweight deductive reasoning to prune away infeasible partial regexes by constructing over- and under-approximations. However, with our h-sketches, we are able to construct these approximations using hints obtained from the natural language and therefore perform more precise reasoning. Specifically, given a partial regex P , our PBE engine uses the h-sketch to construct a pair of regular expressions $\langle o, u \rangle$ such that (1) o accepts every string that *any* completion of P can match, and (2) u accepts only those strings that *every* completion of P accepts. For instance, the under-approximation for the partial regex from Figure 3 is:

$$\text{Concat}\left(\langle \text{num} \rangle, \text{Not}(\text{Or}(\langle <, > \rangle, \text{RepeatRange}(\langle \text{num} \rangle, 1, 3)))\right) \quad (2)$$

Since this regex recognizes the negative example 12345678912345467, we know that *any* completion of the partial regex from Figure 3 must also recognize this negative example. Therefore, we can use this information to reject the partial regex.

The second idea underlying our synthesis algorithm is to introduce *symbolic regexes* to prune large parts of the search space. In particular, our regex DSL has several constructs (e.g., RepeatRange , RepeatAtLeast) that take integer constants as arguments, but explicitly enumerating possible values of these integer constants during synthesis can be quite inefficient. To deal with this challenge, our algorithm introduces a so-called *symbolic integer* κ that represents *any* integer value. Now, given a *symbolic regex* with symbolic integers, our method generates an SMT formula ϕ over the symbolic integers $\kappa_1, \dots, \kappa_n$ such that κ_i can be instantiated with constant c_i only if c_1, \dots, c_n is a

³In Figure 2 and Figure 3, the notation \square_k indicates that the depth of the unknown regex is at most k . Thus, when we derive the new sketch for node v_3 , we use the same sketch labeling v_2 but with depth 1 instead of 2.

$$\begin{aligned}
r := & c \mid \epsilon \mid \emptyset \\
& \mid \text{StartsWith}(r) \mid \text{EndsWith}(r) \mid \text{Contains}(r) \mid \text{Not}(r) \\
& \mid \text{Optional}(r) \mid \text{KleeneStar}(r) \\
& \mid \text{Concat}(r_1, r_2) \mid \text{Or}(r_1, r_2) \mid \text{And}(r_1, r_2) \\
& \mid \text{Repeat}(r, k) \mid \text{RepeatAtLeast}(r, k) \mid \text{RepeatRange}(r, k_1, k_2)
\end{aligned}$$

Fig. 5. Regular expression language where c is a character class and k is a positive integer.

model of ϕ . For instance, consider the symbolic regex shown in Figure 4. By looking at each of the sub-regexes of Figure 4, we can make the following deductions:

- Since the arguments of the Or node (labeled v_3) are both single characters, any string matched by v_3 must have length 1.
- Because RepeatAtLeast concatenates at least κ copies of its first argument, the length of any string matched by v_1 is at least κ .
- Finally, the length of any string matched by v_0 must be at least $\kappa + 1$ because v_0 's first (resp. second) argument has length at least κ (resp. 1).

Now, since there is a positive example (namely, 12345.1) of length 7, this gives us the constraint $\kappa + 1 \leq 7$ (i.e., $\kappa \leq 6$) on the symbolic integer κ . Thus, rather than enumerating all possible integers, our approach instead generates an SMT formula and solves for possible values of the symbolic integers. However, because the generated SMT formula Φ over-approximates—rather than precisely encodes—regex semantics, not every model of ϕ corresponds to a regex that is consistent with the examples. Thus, our approach uses SMT solving to prune infeasible symbolic regexes rather than directly solving for the unknown constants (e.g., as is done in SKETCH [Lezama 2008] and its variants [Bornholt et al. 2016; Gulwani et al. 2011; Jha et al. 2010; Tiwari et al. 2015]).

Using these ideas, our synthesis algorithm is able to eventually synthesize the following regex given the h-sketch from Eq. 1:

$$\text{Concat}\left(\text{RepeatRange}(\langle \text{num} \rangle, 1, 15), \text{Optional}\left(\text{Concat}(\langle . \rangle, \text{RepeatRange}(\langle \text{num} \rangle, 1, 3))\right)\right)$$

This regex indeed performs the task described in the original StackOverflow post.

3 REGULAR EXPRESSION LANGUAGE AND HIERARCHICAL SKETCH

As discussed in earlier sections, our algorithm first generates a ranked list of hierarchical sketches; then, for a given h-sketch \mathcal{S} , it searches for a completion of \mathcal{S} in our regex DSL that is consistent with the provided positive and negative examples. Since later sections assume knowledge about our regex DSL and hierarchical sketch language, we start by presenting the syntax and semantics of the DSL and h-sketches.

3.1 Regular expression language

In this paper, we express regular expressions in a domain-specific language whose syntax and semantics are shown in Figure 5 and Figure 6 respectively. A program in this DSL can be translated into a finite state automaton using standard operators like automaton intersection and complement, and it is equivalent in expressiveness to a regular language. However, we choose this DSL over standard regular expressions because it contains slightly higher-level constructs (e.g., Contains, StartsWith, EndsWith) that make it easier to write *concise* regular expressions that better match users' English description. In what follows, we briefly go over the constructs in our regex DSL.

Character class. A character class c is either a single character (e.g., $\langle a \rangle$, $\langle 1 \rangle$, \langle , \rangle) or a predefined family of characters. For instance, the character class $\langle \text{num} \rangle$ matches any digit $[0-9]$, $\langle \text{let} \rangle$ matches

$$\begin{aligned}
\llbracket c \rrbracket s &= (s = c) \\
\llbracket \text{StartsWith}(r) \rrbracket s &= \exists j. 0 \leq j < |s|. \llbracket r \rrbracket s', \text{ where } s' = s[0, j] \\
\llbracket \text{EndsWith}(r) \rrbracket s &= \exists j. 0 \leq j < |s|. \llbracket r \rrbracket s', \text{ where } s' = s[j, |s| - 1] \\
\llbracket \text{Contains}(r) \rrbracket s &= \exists i, j. 0 \leq i \leq j < |s|. \llbracket r \rrbracket s', \text{ where } s' = s[i, j] \\
\llbracket \text{Not}(r) \rrbracket s &= \neg \llbracket r \rrbracket s \\
\llbracket \text{Optional}(r) \rrbracket s &= (s = \epsilon \vee \llbracket r \rrbracket s) \\
\llbracket \text{Concat}(r_1, r_2) \rrbracket s &= \exists j. 1 \leq j < |s|. \llbracket r_1 \rrbracket s_1 \wedge \llbracket r_2 \rrbracket s_2, \text{ where } s_1 = s[0, j], s_2 = s[j + 1, |s| - 1] \\
\llbracket \text{Or}(r_1, r_2) \rrbracket s &= \llbracket r_1 \rrbracket s \vee \llbracket r_2 \rrbracket s \\
\llbracket \text{And}(r_1, r_2) \rrbracket s &= \llbracket r_1 \rrbracket s \wedge \llbracket r_2 \rrbracket s \\
\llbracket \text{Repeat}(r, k) \rrbracket s &= \begin{cases} \llbracket r \rrbracket s & k = 1 \\ \exists j. 1 \leq j < |s|. \llbracket r \rrbracket s_1 \wedge \llbracket \text{Repeat}(r, k - 1) \rrbracket s_2, s_1 = s[0, j], s_2 = s[j + 1, |s| - 1] & \text{otherwise} \end{cases} \\
\llbracket \text{RepeatRange}(r, k_1, k_2) \rrbracket s &= \bigvee_{k_1 \leq k \leq k_2} \llbracket \text{Repeat}(r, k) \rrbracket s \\
\llbracket \text{RepeatAtLeast}(r, k_1) \rrbracket s &= \bigvee_{k_1 \leq k \leq \infty} \llbracket \text{Repeat}(r, k) \rrbracket s \\
\llbracket \text{KleeneStar}(r) \rrbracket s &= (s = \epsilon) \vee \bigvee_{1 \leq k \leq \infty} \llbracket \text{Repeat}(r, k) \rrbracket s
\end{aligned}$$

Fig. 6. Semantics for the regex DSL. Given a string s , $\llbracket R \rrbracket s$ evaluates to true if regex R matches s .

any letter [`a-zA-Z`], and `<cap>` and `<low>` match upper and lower case letters respectively. We also have a character class `<any>` that matches any character, `<alphanum>` matches alphanumeric characters, and `<hex>` matches hexadecimal characters.

Containment. The DSL operator `StartsWith(r)` (resp. `EndsWith(r)`) evaluates to true on string s if there is a prefix (resp. suffix) of s that matches r . Similarly, `Contains(r)` evaluates to true on s if any substring of s matches r .

Concatenation. The operator `Concat(r_1, r_2)` evaluates to true on string s if s is a concatenation of two strings s_1, s_2 which match r_1, r_2 respectively.

Logical operators. The operator `Not(r)` matches a string s if s does not match r . Similarly, `And(r_1, r_2)` (resp. `Or(r_1, r_2)`) matches s if s matches both (resp. either) s_1 and (resp. or) s_2 . The optional construct `Optional(r)` is syntactic sugar for `Or(ϵ, r)`.

Repetition. The construct `Repeat(r, k)` matches string s if s is a concatenation of exactly k strings s_1, \dots, s_k where each s_i matches r . `RepeatRange(r, k_1, k_2)` is similar and matches string s if there exists some $k \in [k_1, k_2]$ such that `Repeat(r, k)` matches s . Finally, `RepeatAtLeast(r, k)` is just syntactic sugar for `RepeatRange(r, k, ∞)`, and `KleeneStar(r)` is equivalent to `Or($\epsilon, \text{RepeatAtLeast}(r, 1)$)`. Note that operators in the Repeat family require every integer value k to be a positive number.

3.2 Hierarchical sketch language

Since our technique first generates a hierarchical sketch from the natural language description, we now present the syntax (Figure 7) and semantics (Figure 8) of hierarchical sketches (h-sketches).

Intuitively, an h-sketch represents a family of regular expressions that both conform to a high-level structure and are constructed using certain building blocks. In particular, our h-sketch language extends our regex DSL by allowing a new construct called “constrained hole”. A constrained hole, written as $\square_d \{S_1, \dots, S_m\}$, is an unknown regex that is parametrized with a positive integer d and a set of h-sketches S_1, \dots, S_m . Specifically, a program r belongs to the space of programs defined by $\square_d \{S_1, \dots, S_m\}$ if one of the “leaf” nodes of r belongs to one of the S_i ’s language and r has depth at most d (when the program r that conforms to S_i is viewed as a single “leaf node”).

Example 3.1. The program `Concat(<num>, Contains(<, >))` is in the language of the h-sketch `Concat($\square_1 \{<, >, <num>\}, \square_2 \{<, >, \text{RepeatRange}(<num>, 1, 3)\})$` . However, if we change the second hole from \square_2 to \square_1 , then the same program would no longer belong to this h-sketch’s language.

In addition to constrained holes, an h-sketch also allows operators (e.g., `Concat`, `StartsWith`) just like our regex DSL. However, the arguments of these operators are abstracted using either

$$\begin{aligned}
\mathcal{S} &::= \square_d\{\mathcal{S}_1, \dots, \mathcal{S}_m\} && \text{(constrained hole)} \\
&| f(\mathcal{S}_1, \dots, \mathcal{S}_n) && \text{(operator without symbolic integer)} \\
&| g(\mathcal{S}, \kappa_1, \dots, \kappa_n) && \text{(operator with symbolic integer)} \\
&| r && \text{(regex)}
\end{aligned}$$

Fig. 7. Syntax of hierarchical sketch language where r is a concrete regex and κ_i is a symbolic integer.

$$\begin{aligned}
\llbracket r \rrbracket &= \{r\} \\
\llbracket f(\mathcal{S}_1, \dots, \mathcal{S}_n) \rrbracket &= \{f(r_1, \dots, r_n) \mid r_1 \in \llbracket \mathcal{S}_1 \rrbracket, \dots, r_n \in \llbracket \mathcal{S}_n \rrbracket\} \\
\llbracket g(\mathcal{S}, \kappa_1, \dots, \kappa_n) \rrbracket &= \{g(r, k_1, \dots, k_n) \mid r \in \llbracket \mathcal{S} \rrbracket, k_1 \in \mathbb{N}, \dots, k_n \in \mathbb{N}\} \\
\llbracket \square_d\{\mathcal{S}_1, \dots, \mathcal{S}_m\} \rrbracket &= \begin{cases} \llbracket \mathcal{S}_1 \rrbracket \cup \dots \cup \llbracket \mathcal{S}_m \rrbracket & d = 1 \\ \llbracket \mathcal{S}_1 \rrbracket \cup \dots \cup \llbracket \mathcal{S}_m \rrbracket & d > 1 \\ \cup \cup_{f \in \mathcal{F}_n} \cup_{1 \leq i \leq n} \llbracket \underbrace{f(l, \dots, l, \square_{d-1}\{\mathcal{S}_1, \dots, \mathcal{S}_m\}, l, \dots, l)}_{i-1 \text{ times}} \underbrace{\phantom{f(l, \dots, l, \square_{d-1}\{\mathcal{S}_1, \dots, \mathcal{S}_m\}, l, \dots, l)}}_{n-i \text{ times}} \rrbracket & \text{where } l = \square_{d-1}C \cup \{\mathcal{S}_1, \dots, \mathcal{S}_m\} \\ \cup \cup_{g \in \mathcal{G}_{n+1}} \llbracket g(\square_{d-1}\{\mathcal{S}_1, \dots, \mathcal{S}_m\}, \kappa_1, \dots, \kappa_n) \rrbracket & \end{cases}
\end{aligned}$$

Fig. 8. Semantics of hierarchical sketch language. Here, g and f denote operators with and without a symbolic integer respectively.

h-sketches or symbolic integers. For example, an h-sketch can be of the form $f(\mathcal{S}_1, \dots, \mathcal{S}_n)$ where f is a DSL operator (from Figure 5) that does not have an integer argument (e.g., Concat). The set of programs defined by $f(\mathcal{S}_1, \dots, \mathcal{S}_n)$ is the set of regexes of the form $f(r_1, \dots, r_n)$ where we have $r_i \in \llbracket \mathcal{S}_i \rrbracket$ ($i = 1, \dots, n$). For an operator g that has at least one integer argument (e.g., Repeat), the corresponding h-sketch contains *symbolic integers* rather than actual constants. In particular, the h-sketch is of the form $g(\mathcal{S}, \kappa_1, \dots, \kappa_n)$ where the symbolic integer κ_i represents a set of integers rather than a single one. The set of programs defined by $g(\mathcal{S}, \kappa_1, \dots, \kappa_n)$ includes all programs of the form $g(r, k_1, \dots, k_n)$ where we have $r \in \llbracket \mathcal{S} \rrbracket$ and k_i is an integer ($i = 1, \dots, n$). Finally, our h-sketch language also includes *concrete* regular expressions (without holes), and the semantics provided in Figure 8 summarizes this discussion.

Remark. While constrained holes in Figure 7 are explicitly parametrized by an integer d to make it easier to give semantics to hierarchical sketches, the h-sketches produced by our semantic parser do not have this explicit integer d . Instead, d should be thought of as a configurable parameter of our implementation that determines the depth of the search tree explored by the PBE engine.

4 REGEX SYNTHESIS FROM HIERARCHICAL SKETCHES

In this section, we describe our synthesis algorithm that generates a regex given a hierarchical sketch \mathcal{S} and a set of positive and negative examples, \mathcal{E}^+ and \mathcal{E}^- . The output of the synthesis procedure is either \perp which indicates an unsuccessful synthesis attempt or a regex r such that:

$$(1) r \in \llbracket \mathcal{S} \rrbracket \quad (2) \forall s \in \mathcal{E}^+. \llbracket r \rrbracket_s = \text{true} \quad (3) \forall s \in \mathcal{E}^-. \llbracket r \rrbracket_s = \text{false}$$

Our synthesis procedure is summarized in Figure 9. At a high-level, the SYNTHESIZE algorithm maintains a worklist of *partial regular expressions* and keeps growing this worklist by expanding existing elements. As mentioned in Section 2, we represent a partial regex as an *abstract syntax tree* (AST). More formally, we have:

```

1: procedure SYNTHESIZE( $\mathcal{S}, \mathcal{E}^+, \mathcal{E}^-$ )
   input: an h-sketch  $\mathcal{S}$ , positive examples  $\mathcal{E}^+$  and negative examples  $\mathcal{E}^-$ .
   output: a regular expression consistent with  $\mathcal{S}, \mathcal{E}^+$  and  $\mathcal{E}^-$ , or  $\perp$ .
2:    $P_0 := (v_0, \emptyset, [v_0 \triangleleft \mathcal{S}]);$   $worklist := \{P_0\};$ 
3:   while  $worklist \neq \emptyset$  do
4:      $P := worklist.remove();$ 
5:     if  $IsConcrete(P)$  then
6:       if  $IsCorrect(P, \mathcal{E}^+, \mathcal{E}^-)$  then return  $P;$ 
7:     else if  $IsSymbolic(P)$  then
8:        $worklist := worklist \cup INFERCONSTANTS(P, \mathcal{E}^+, \mathcal{E}^-);$ 
9:     else
10:       $(v, \mathcal{S}) := SelectOpenNode(P);$ 
11:       $worklist' := EXPAND(P, v, \mathcal{S});$ 
12:      for all  $P' \in worklist'$  do
13:        if  $INFEASIBLE(P', \mathcal{E}^+, \mathcal{E}^-)$  then  $worklist'.remove(P');$ 
14:       $worklist := worklist \cup worklist';$ 
15:   return  $\perp;$ 

```

Fig. 9. Synthesis algorithm for generating a regex from an h-sketch and a set of positive/negative examples.

Definition 4.1. (Partial regex) A *partial regex* P is a directed acyclic graph (V, E, A) where V is a set of vertices, E is a set of directed edges, and A is a mapping from each node $v \in V$ to an annotation (label) ℓ . A node label ℓ is either (1) DSL construct (e.g., character class or operator), (2) a symbolic integer κ , or (3) a hierarchical sketch \mathcal{S} .

In the remainder of this section, we use the term *symbolic regex* to denote a partial regex where all of the node labels are either DSL constructs or symbolic integers (not an h-sketch), and we use the term *concrete regex* to denote a partial regex where all node labels are DSL constructs. Thus, every concrete regex corresponds to a program written in the regex DSL from Figure 5. Given a partial regex P , we write $IsConcrete(P)$ to denote that P is a concrete regex and $IsSymbolic(P)$ to indicate that P is a symbolic (but not concrete) regex. Finally, we refer to any node whose corresponding label is an h-sketch as an *open node*.

Example 4.2. The partial regex shown in Figure 4 is a symbolic (but not concrete) regex. On the other hand, the partial regexes from Figures 2 and 3 are neither symbolic nor concrete because the nodes labeled with \mathcal{S} are *open*.

Notation. Given a partial regex P represented as an AST, we write $Edges(P)$ to denote the set of all edges in P , $Root(P)$ to denote the root node, and $Subtree(P, v)$ to denote the subtree of P rooted at node v . Given a node v , we write $v : \ell$, to denote that the label of v is ℓ . Adding a node v with label ℓ in P is denoted as $P[v \triangleleft \ell]$ (in case v already exists in P , $P[v]$ will update v 's label to be ℓ). Furthermore, adding multiple nodes v_1, v_2, \dots, v_n (where v_2, \dots, v_n are children of v) with labels ℓ_1, \dots, ℓ_n is denoted as $P[v_1 \triangleleft \ell_1, \dots, v_n \triangleleft \ell_n]$, and we assume that $(v_1, v_2), \dots, (v_1, v_n)$ are added as edges to P if it does not already contain them.

With this notation in place, we now explain the SYNTHESIZE procedure from Figure 9 in more detail. The algorithm first initializes the *worklist* to be the singleton $\{P_0\}$, where P_0 is a partial regex with a single node v_0 labeled with the input sketch \mathcal{S} (line 2). The loop in lines 3–14 dequeues one of the partial programs P from the *worklist* and processes it based on whether it is concrete,

$$\begin{array}{c}
\frac{\Pi = \bigcup_{i=1}^m \{P[v \triangleleft \mathcal{S}_i]\}}{v : \square_1 \{\mathcal{S}_1, \dots, \mathcal{S}_m\} \vdash P \rightsquigarrow \Pi} \quad (1) \\
\\
\frac{
\begin{array}{l}
d > 1 \quad \Pi_1 = \bigcup_{i=1}^m \{P[v \triangleleft \mathcal{S}_i]\} \quad \ell = \square_{d-1} \{\mathcal{S}_1, \dots, \mathcal{S}_m\} \quad \ell' = \square_{d-1} C \cup \{\mathcal{S}_1, \dots, \mathcal{S}_m\} \\
\Pi_2 = \bigcup_{i=1}^n \{P[v \triangleleft f, v_1 \triangleleft \ell', \dots, v_i \triangleleft \ell, \dots, v_n \triangleleft \ell'] \mid n \geq 1, f \in \mathcal{F}_n, v_1, \dots, v_n \text{ fresh}\} \\
\Pi_3 = \{P[v \triangleleft g, v_0 \triangleleft \ell, v_1 \triangleleft \kappa_1, \dots, v_n \triangleleft \kappa_n] \mid n \geq 1, g \in \mathcal{G}_{n+1}, v_0, \dots, v_n, \kappa_1, \dots, \kappa_n \text{ fresh}\}
\end{array}
}{v : \square_d \{\mathcal{S}_1, \dots, \mathcal{S}_m\} \vdash P \rightsquigarrow \Pi_1 \cup \Pi_2 \cup \Pi_3} \quad (2) \\
\\
\frac{
\begin{array}{l}
v_1, \dots, v_n \text{ fresh} \\
\Pi = \{P[v \triangleleft f, v_1 \triangleleft \mathcal{S}_1, \dots, v_n \triangleleft \mathcal{S}_n]\}
\end{array}
}{v : f(\mathcal{S}_1, \dots, \mathcal{S}_n) \vdash P \rightsquigarrow \Pi} \quad (3) \quad
\frac{
\begin{array}{l}
v_0, \dots, v_n \text{ fresh} \\
\Pi = \{P[v \triangleleft g, v_0 \triangleleft \mathcal{S}, v_1 \triangleleft \kappa_1, \dots, v_n \triangleleft \kappa_n]\}
\end{array}
}{v : g(\mathcal{S}, \kappa_1, \dots, \kappa_n) \vdash P \rightsquigarrow \Pi} \quad (4)
\end{array}$$

Fig. 10. Inference rules for EXPAND. In rule (2), C denotes the set of all character classes in the DSL, \mathcal{F}_i denotes language constructs (operators) with arity i and whose arguments are all regexes. Similarly, \mathcal{G}_i denotes operators of arity i that have exactly one regex argument and whose other arguments are integers.

symbolic, or neither. If P is a concrete regex (line 5), we simply check whether it is consistent with examples \mathcal{E}^+ and \mathcal{E}^- . If it does, we then return P as a solution (line 6).

On the other hand, if P is symbolic (line 7), we invoke a procedure called INFERCONSTANTS that instantiates the symbolic integers in P with integer constants (line 8). In general, INFERCONSTANTS can have multiple solutions, thus, the INFERCONSTANTS algorithm returns a *set* of concrete programs rather than a single one. Furthermore, as mentioned in Section 2, INFERCONSTANTS should be viewed as merely a way of *pruning* infeasible programs and the concrete regexes produced by INFERCONSTANTS may *not* satisfy the examples. Thus, the regexes produced by INFERCONSTANTS still have to be checked for consistency with the examples in future iterations. We describe our INFERCONSTANTS procedure using SMT-based reasoning in Section 4.2.

Lines 10-14 of the SYNTHESIZE algorithm deal with the case where the dequeued partial regex is neither concrete nor symbolic (i.e., P has at least one open node). In this case, we pick one of the open nodes v in P and expand it according to the h-sketch labeling v . Specifically, the EXPAND function from line 11 is described in Figure 10 using inference rules of the following form:

$$v : \mathcal{S} \vdash P \rightsquigarrow \Pi = \{P_1, \dots, P_n\}$$

The meaning of this judgement is that we obtain a set of programs $\Pi = \{P_1, \dots, P_n\}$ by expanding node v according to h-sketch \mathcal{S} in partial regex P . Intuitively, given a node v annotated with sketch $\square_d \{\mathcal{S}_1, \dots, \mathcal{S}_n\}$, the inference rules enforce that *at least* one descendant of v must correspond to a regex in the languages of $\mathcal{S}_1, \dots, \mathcal{S}_n$.

Next, given each expansion P' of P , we check whether P' is consistent with the provided examples via the call at line 13 to the INFEASIBLE function (discussed in detail in Section 4.1). Observe that the worklist only contains partial regexes that are consistent with the examples according to the abstract semantics given in Section 4.1.

4.1 Pruning infeasible partial regexes

The high-level idea for pruning infeasible partial regexes is quite simple and leverages the same observation made by Lee et al. [2016]: Given a partial regex P , we can generate two concrete regexes, o and u , that over- and under-approximate P respectively. Specifically, o and u have the following properties:

- (1) $\forall s. (\exists r \in \llbracket P \rrbracket. \text{Match}(r, s)) \Rightarrow \text{Match}(o, s)$
- (2) $\forall s. \text{Match}(u, s) \Rightarrow (\forall r \in \llbracket P \rrbracket. \text{Match}(r, s))$

$$\begin{array}{c}
\frac{Root(P) = v : \mathcal{S} \quad \vdash \mathcal{S} \rightarrow \langle o, u \rangle}{\vdash P \rightsquigarrow \langle o, u \rangle} \quad (1) \\
\frac{Root(P) = v : (f \in \mathcal{F}_n \setminus \{\text{Not}\}) \quad (v, v_i) \in \text{Edges}(P) \quad \vdash \text{Subtree}(P, v_i) \rightsquigarrow \langle o_i, u_i \rangle}{\vdash P \rightsquigarrow \langle f(o_1, \dots, o_n), f(u_1, \dots, u_n) \rangle} \quad (2) \\
\frac{Root(P) = v : \text{Not} \quad (v, v_i) \in \text{Edges}(P) \quad \vdash \text{Subtree}(P, v_i) \rightsquigarrow \langle o_i, u_i \rangle}{\vdash P \rightsquigarrow \langle \text{Not}(u_1), \text{Not}(o_1) \rangle} \quad (3) \\
\frac{Root(P) = v : (g \in \mathcal{G}_n) \quad (v, v_i : \ell_i) \in \text{Edges}(P) \quad \vdash \text{Subtree}(P, v_i) \rightsquigarrow \langle o_i, u_i \rangle \quad \forall i \geq 2, \ell_i \in \mathbb{N}}{\vdash P \rightsquigarrow \langle g(o_1, \ell_2, \dots, \ell_n), g(u_1, \ell_2, \dots, \ell_n) \rangle} \quad (4) \\
\frac{Root(P) = v : (g \in \mathcal{G}_n) \quad (v, v_i : \ell_i) \in \text{Edges}(P) \quad \vdash \text{Subtree}(P, v_i) \rightsquigarrow \langle o_i, u_i \rangle \quad \exists i \geq 2, \text{SymInt}(\ell_i)}{\vdash P \rightsquigarrow \langle \text{RepeatAtLeast}(o_1, 1), \perp \rangle} \quad (5)
\end{array}$$

Fig. 11. Inference rules of APPROXIMATE for P. Here, \mathcal{F}_n denotes arity n operators whose arguments are all regexes, and \mathcal{G}_n denotes arity n operators whose first argument is a regex and the rest are integers. Also, \top (resp. \perp) denotes a regex that accepts everything (resp. nothing).

$$\begin{array}{c}
\frac{\vdash \mathcal{S} \rightarrow \langle o, u \rangle}{\vdash \square_1\{\mathcal{S}\} \rightarrow \langle o, u \rangle} \quad (1) \quad \frac{\vdash \mathcal{S}_1 \rightarrow \langle o, u \rangle \quad \vdash \square_1\{\mathcal{S}_2, \dots, \mathcal{S}_m\} \rightarrow \langle o', u' \rangle}{\vdash \square_1\{\mathcal{S}_1, \dots, \mathcal{S}_m\} \rightarrow \langle \text{Or}(o, o'), \text{And}(u, u') \rangle} \quad (2) \quad \frac{d > 1}{\vdash \square_d\{\mathcal{S}_1, \dots, \mathcal{S}_m\} \rightarrow \langle \top, \perp \rangle} \quad (3) \\
\frac{f \in \mathcal{F}_n \setminus \{\text{Not}\} \quad \vdash \mathcal{S}_i \rightarrow \langle o_i, u_i \rangle}{\vdash f(\mathcal{S}_1, \dots, \mathcal{S}_n) \rightarrow \langle f(o_1, \dots, o_n), f(u_1, \dots, u_n) \rangle} \quad (4) \quad \frac{\vdash \mathcal{S} \rightarrow \langle o, u \rangle}{\vdash \text{Not}(\mathcal{S}) \rightarrow \langle \text{Not}(u), \text{Not}(o) \rangle} \quad (5) \\
\frac{g \in \mathcal{G}_n \quad \vdash \mathcal{S} \rightarrow \langle o, u \rangle}{\vdash g\{\mathcal{S}, \kappa_1, \dots, \kappa_n\} \rightarrow \langle \text{RepeatAtLeast}(o, 1), \perp \rangle} \quad (6) \quad \frac{}{\vdash r \rightarrow \langle r, r \rangle} \quad (7)
\end{array}$$

Fig. 12. Inference rules for over- and under-approximating h-sketches. Here, r denotes a concrete regex.

Here, we use the notation $r \in \llbracket P \rrbracket$ to denote that r is a valid completion of P . Thus, o matches every string s that *some* completion of P can match and u only matches those strings that *all* completions of P accept. Then, if there is any $e^+ \in \mathcal{E}^+$ that o does not match, we know that P cannot satisfy the examples and can be rejected without sacrificing completeness of our synthesis algorithm. Conversely, if there is any $e^- \in \mathcal{E}^-$ that u matches, we know that P will also match it and can thus be rejected safely.

In the remainder of this section, we describe how to compute over- and under-approximations for our partial regexes. Our approximation is guided by the h-sketch and uses node labels (i.e., h-sketches) and the semantics of the DSL constructs to generate useful over- and under-approximations that have good pruning power.

Figure 11 describes our approximation procedure using inference rules of the shape $\vdash P \rightsquigarrow \langle o, u \rangle$ indicating that P is over- (resp. under-) approximated by o (resp. u). These rules make use of an auxiliary judgment $\vdash \mathcal{S} \rightarrow \langle o, u \rangle$ (described in Figure 12) that generate over- and under-approximations of hierarchical sketches. In what follows, we explain a subset of these rules.

Approximating holes. The first three rules in Figure 12 describe how to approximate holes in an h-sketch. We differentiate between two cases: If the depth of the hole is exactly 1, then the hole must be filled with an instantiation of one of the h-sketches $\mathcal{S}_1, \dots, \mathcal{S}_m$. Thus, we first recursively compute over- and under-approximations for each \mathcal{S}_i as $\langle o_i, u_i \rangle$. Then, the over-approximation for the hole is obtained by taking the union over all the o_i 's and the under-approximation is obtained by intersecting all the u_i 's (rule 2). The intuition for the latter is that the under-approximation

must match only strings that *every* instantiation of \mathcal{S}_i matches; hence, we use intersection. On the other hand, for holes with depth greater than 1, we approximate them as $\langle \top, \perp \rangle$ (rule 3). In principle, for this case, we could perform a more precise approximation by instantiating the hole with *every* possible DSL operator and taking the union/intersection of these regexes. However, since the resulting regex would be extremely large, this would add a lot of overhead; thus choose to use this less precise approximation in the second case instead. Furthermore, since these holes can be nested inside other holes of depth one, we can often still obtain a useful approximation of the top-level h-sketch.

Approximating negation. Rule 3 from Figure 11 and rule 5 from Figure 12 both deal with the negation operator. Because the negation of an over-approximation yields an under-approximation and vice versa, $\text{Not}(\mathcal{S})$ is approximated as $\langle \text{Not}(u), \text{Not}(o) \rangle$ where $\langle o, u \rangle$ is the approximation for \mathcal{S} .

Approximating repetition operators. The last two rules in Figure 11 deal with operators in the Repeat family, which take a regex as their first argument and integers for the remaining arguments. In rule 4, if all of the integer arguments are constants (rather than symbolic integers), then the over- and under-approximations are computed precisely. However, if one of the arguments is a symbolic integer (rule 6), the under-approximation is given by \perp , and the over-approximation is $\text{RepeatAtLeast}(o_1, 1)$ where o_1 is the over-approximation of the first argument. (Note that the second argument is 1 since the integer arguments of all constructs in the Repeat family require *positive* integers.)

Example 4.3. Consider the partial regex from Figure 3. Its over-approximation is $\text{Concat}(\langle \text{num} \rangle, \text{KleeneStar}(\langle \text{any} \rangle))$ and its underapproximation is shown in Eq. 2.

THEOREM 4.4. (Correctness of APPROXIMATE in Figure 11) *Given a partial regex P , suppose $\text{APPROXIMATE}(P)$ yields $\langle o, u \rangle$. Then, we have:*

$$\begin{aligned} (1) \quad & \forall s. (\exists r \in \llbracket P \rrbracket. \text{Match}(r, s)) \Rightarrow \text{Match}(o, s) \\ (2) \quad & \forall s. \text{Match}(u, s) \Rightarrow (\forall r \in \llbracket P \rrbracket. \text{Match}(r, s)) \end{aligned}$$

4.2 Inferring values of symbolic integers using SMT-based reasoning

Recall that our method uses symbolic regexes to avoid explicitly enumerating integer constants that appear as arguments of the Repeat family of DSL constructs. In this section, we explain how to “solve” for these symbolic integers using SMT-based reasoning.

Figure 14 shows the `INFERCONSTANTS` procedure for obtaining a set of concrete regexes from a given symbolic regex P . The high-level idea underlying this algorithm is as follows: We first infer a constraint ϕ on the values of symbolic integers $\kappa_1, \dots, \kappa_n$ using the *length* of the strings that appear in the examples. However, this constraint is over-approximated in the sense that every concrete regex must satisfy ϕ but not every model of ϕ corresponds to a concrete regex that satisfies the examples. Thus, given a candidate assignment to one of the κ 's (obtained from a model of ϕ), we use the `INFEASIBLE` procedure discussed in the previous section to check whether this (partial) assignment is feasible. If so, we then continue and repeat the same process for the remaining κ_i 's until we have found a full assignment for all symbolic integers that appear in P .

SMT Encoding. Before explaining the `INFERCONSTANTS` algorithm in more detail, we first explain how to generate a constraint for a given symbolic regex. Our encoding is described in Figure 13 using inference rules $P \hookrightarrow (\phi, x)$. The meaning of this judgment is that, for any instantiation of P to match a string s , the symbolic integers occurring in P must satisfy $\phi[\text{len}(s)/x]$. As is evident from the first rule in Figure 13, our encoding makes use of a function Φ , shown also in Figure 13, that generates a constraint for a given regex from constraints on its sub-regexes. Specifically, it takes as

$$\frac{\text{Root}(P) = v : \text{op} \quad \text{arity}(\text{op}) = n \quad (v, v_i) \in \text{Edges}(P) \quad \text{Subtree}(P, v_i) \hookrightarrow (\phi_i, x_i) \quad x \text{ fresh}}{P \hookrightarrow (\Phi(\text{op}, x, x_1, \dots, x_n, \phi_1, \dots, \phi_n), x)} \quad (1)$$

$$\frac{x \text{ fresh} \quad \text{Root}(P) = v : (c \in C)}{P \hookrightarrow (x = 1, x)} \quad (2) \quad \frac{\text{Root}(P) = v : (\kappa \in \text{SymInt}(P))}{P \hookrightarrow (1 \leq \kappa \leq \text{MAX}, \kappa)} \quad (3)$$

$$\begin{aligned} \Phi(\text{StartsWith}, x, x_1, \phi_1) &= \exists x_1. (x \geq x_1 \wedge \phi_1) \\ \Phi(\text{EndsWith}, x, x_1, \phi_1) &= \exists x_1. (x \geq x_1 \wedge \phi_1) \\ \Phi(\text{Contains}, x, x_1, \phi_1) &= \exists x_1. (x \geq x_1 \wedge \phi_1) \\ \Phi(\text{Not}, x, x_1, \phi_1) &= \text{true} \\ \Phi(\text{Optional}, x, x_1, \phi_1) &= \exists x_1. (x = 0 \vee x = x_1) \wedge \phi_1 \\ \Phi(\text{KleeneStar}, x, x_1, \phi_1) &= \exists x_1. (x = 0 \vee x \geq x_1) \wedge \phi_1 \\ \Phi(\text{Concat}, x, x_1, x_2, \phi_1, \phi_2) &= \exists x_1, x_2. (x = x_1 + x_2) \wedge \phi_1 \wedge \phi_2 \\ \Phi(\text{Or}, x, x_1, x_2, \phi_1, \phi_2) &= \exists x_1, x_2. (x = x_1 \vee x = x_2) \wedge \phi_1 \wedge \phi_2 \\ \Phi(\text{And}, x, x_1, x_2, \phi_1, \phi_2) &= \exists x_1, x_2. (x = x_1 \wedge x = x_2) \wedge \phi_1 \wedge \phi_2 \\ \Phi(\text{Repeat}, x, x_1, x_2, \phi_1, \phi_2) &= \exists x_1, x'_1. (x \geq x_1 x_2 \wedge x \leq x'_1 x_2) \wedge \phi_1 \wedge \phi_1[x'_1/x_1] \wedge \phi_2 \\ \Phi(\text{RepeatAtLeast}, x, x_1, x_2, \phi_1, \phi_2) &= \exists x_1. (x \geq x_1 x_2) \wedge \phi_1 \wedge \phi_2 \\ \Phi(\text{RepeatRange}, x, x_1, x_2, x_3, \phi_1, \phi_2, \phi_3) &= \exists x_1, x'_1. (x \geq x_1 x_2 \wedge x \leq x'_1 x_3) \wedge \phi_1 \wedge \phi_1[x'_1/x_1] \wedge \phi_2 \wedge \phi_3 \end{aligned}$$

Fig. 13. Inference rules for ENCODE.

input a DSL construct op , a variable x that refers to the length of the string matched by the top-level regex, and constraints ϕ_1, \dots, ϕ_k for the sub-regexes (where the length of the string matched by i 'th sub-regex is x_i). For instance, consider the encoding for the $\text{StartsWith}(r)$ construct: If the length of the string matched by r is x_1 (which is constrained according to ϕ_1), then any string matched by $\text{StartsWith}(r)$ will be at least as long as x_1 . Thus, we have:

$$\Phi(\text{StartsWith}, x, x_1, \phi_1) = \exists x_1. (x \geq x_1 \wedge \phi_1)$$

Observe that x_1 is existentially quantified in the formula because it is a “temporary” variable that refers to the length of the string matched by the sub-regex. Since the other cases in the definition of the Φ function are similar and follow the semantics of the DSL operators, we do not discuss them in detail but just highlight two cases for Not and RepeatAtLeast . First, the encoding for the Not operator is true regardless of the sub-regex because inferring anything more precise would require us to track *sufficient* (rather than necessary) conditions for accepting a string, which is difficult to do using the *length* of the string alone. Second, the encoding for the Repeat family of constructs introduces non-linear multiplication. For instance, consider the symbolic regex $\text{RepeatAtLeast}(r, \kappa)$ where the constraint on the sub-regex r is (ϕ_1, x_1) . Since r is repeated at least κ times, the length of the string matched by this regex is at least by $x_1 \cdot \kappa$, which introduces non-linear constraints. Thus, while the formulas generated by the ENCODE procedure are technically in Peano (rather than Presburger) arithmetic, we found that the Z3 SMT solver can efficiently handle the type of non-linear constraints we generate despite the undecidability of Peano arithmetic in general.

Example 4.5. Consider the following symbolic regex:

$$\text{Concat} \left(\text{Repeat}(\text{Or}(\langle . \rangle, \langle \text{num} \rangle), \kappa_1), \text{RepeatAtLeast}(\text{RepeatRange}(\langle \text{num} \rangle, 1, 3), \kappa_2) \right) \quad (3)$$

```

1: procedure INFERCONSTANTS( $P_0, \mathcal{E}^+, \mathcal{E}^-$ )
   input: a symbolic regex  $P_0$ , positive examples  $\mathcal{E}^+$  and negative examples  $\mathcal{E}^-$ .
   output: a set of concrete regular expressions  $\Pi$ .
2:    $(\phi_0, x_0) := \text{Encode}(P_0)$ ;  $\psi_0 := (\bigwedge_{s \in \mathcal{E}^+} \phi_0[\text{len}(s)/x_0])$ ;
3:    $\text{worklist} := \{(P_0, \psi_0)\}$ ;  $\Pi := \emptyset$ ;
4:   while  $\text{worklist} \neq \emptyset$  do
5:      $(P, \phi) := \text{worklist.remove}()$ ;
6:     if UNSAT( $\phi$ ) then continue;
7:      $\sigma := \text{Model}(\phi)$ ;  $\kappa := \text{ChooseSymInt}(P)$ ;  $P' := P[\kappa \triangleleft \sigma[\kappa]]$ ;
8:      $\text{worklist} := \text{worklist} \cup \{(P, \phi \wedge \kappa \neq \sigma[\kappa])\}$ ;
9:     if IsConcrete( $P'$ ) then  $\Pi := \Pi \cup \{P'\}$ ;
10:    else
11:      if  $\neg \text{INFESIBLE}(P, \mathcal{E}^+, \mathcal{E}^-)$  then
12:         $\text{worklist} := \text{worklist} \cup \{(P', \phi[\kappa \triangleleft \sigma[\kappa]])\}$ ;
13:    return  $\Pi$ ;

```

Fig. 14. Algorithm for INFERCONSTANTS.

Using the rules presented in Figure 13, we generate the following constraint ϕ :

$$\begin{aligned}
\phi &= \exists x_1, x_2. (x_0 = x_1 + x_2) \wedge \phi_1 \wedge \phi_2 && \text{(Concat)} \\
\phi_1 &= \exists x_3, x'_3. (x_1 \geq x_3 * \kappa_1 \wedge x_1 \leq x'_3 * \kappa_1) \wedge \phi_3 \wedge \phi_3[x'_3/x_3] \wedge (1 \leq \kappa_1 \leq \text{MAX}) && \text{(Repeat)} \\
\phi_3 &= (x_3 = 1 \vee x_3 = 1) && \text{(Or)} \\
\phi_2 &= \exists x_4. (x_2 \geq x_4 * \kappa_2) \wedge \phi_4 \wedge (1 \leq \kappa_2 \leq \text{MAX}) && \text{(RepeatAtLeast)} \\
\phi_4 &= 1 \leq x_4 \leq 3 && \text{(RepeatRange)}
\end{aligned}$$

Note that the top-level constraint ϕ can be simplified to the following formula by performing quantifier elimination:

$$(x_0 \geq \kappa_1 + \kappa_2) \wedge (1 \leq \kappa_1 \leq \text{MAX}) \wedge (1 \leq \kappa_2 \leq \text{MAX}) \quad (4)$$

Using SMT encoding for inference. Now that we have a way to encode symbolic regexes using an SMT formula, we are ready to describe the INFERCONSTANTS algorithm from Figure 14 in more detail. Given a symbolic regex P_0 , the algorithm first generates the SMT encoding ϕ_0 for P_0 using the ENCODE function that we just described (i.e., Figure 13). Here, ϕ_0 contains free variables $\kappa_1, \dots, \kappa_n$ as well as a variable x_0 that refers to the length of the input string. Now, since every $s \in \mathcal{E}^+$ should match the synthesized regex, we can obtain a constraint on the symbolic integers by instantiating x_0 with $\text{len}(s)$ for every $s \in \mathcal{E}^+$ and taking their conjunction. Thus, formula ψ_0 from line 2 gives us a constraint on the symbolic integers used in P .

Next, the loop in lines 5–12 populates a set Π of concrete regexes that can be obtained by instantiating the symbolic integers in P_0 with constants. Towards this goal, it maintains a worklist of symbolic regexes that are made increasingly more concrete in each iteration. Specifically, the worklist contains pairs (P, ϕ) where P is a symbolic regex and ϕ is a constraint on the symbolic integers used in P – initially, the worklist just contains (P_0, ψ_0) . Then, in each iteration, we remove a symbolic regex P from the worklist, together with its constraint ϕ , and make an assignment to one of the symbolic integers κ used in P . To this end, we first query the SMT solver to get a model σ of ϕ . However, since ϕ is over-approximate, instantiating the symbolic integers in P with σ may

not yield a concrete regex that satisfies the examples. Thus, we pick one of the symbolic integers κ in P and check whether $\sigma[\kappa]$ is infeasible using the method described in Section 4.1 (line 11).⁴ If the resulting symbolic regex cannot be proven infeasible, we then add the partially concretized symbolic program $P' = P[\kappa \leftarrow \sigma[\kappa]]$ to the worklist, together with its corresponding constraint $\phi[\kappa \leftarrow \sigma[\kappa]]$ (line 12). However, in addition, we also keep the original symbolic regex P since there may be other valid assignments to κ beyond just $\sigma[\kappa]$ (line 8). Finally, to ensure that the solver does not keep yielding the same assignment to κ , we strengthen its constraint by adding the “blocking clause” $\kappa \neq \sigma[\kappa]$ (also line 8). Upon termination, the set Π contains every feasible concrete regex that can be obtained by instantiating the original symbolic regex P_0 .

Example 4.6. Consider the simplified constraint ϕ from Eq. 4. After instantiating x_0 with the length of each positive example from Section 2 and taking their conjunction, we obtain the following formula ψ_0 :

$$(\kappa_1 + \kappa_2 \leq 13) \wedge (\kappa_1 + \kappa_2 \leq 7) \wedge (\kappa_1 + \kappa_2 \leq 18) \wedge (\kappa_1 + \kappa_2 \leq 15) \wedge (1 \leq \kappa_1 \leq \text{MAX}) \wedge (1 \leq \kappa_2 \leq \text{MAX})$$

This formula is equivalent to the following much simpler constraint:

$$\psi_0 = (\kappa_1 + \kappa_2 \leq 7) \wedge (1 \leq \kappa_1 \leq \text{MAX}) \wedge (1 \leq \kappa_2 \leq \text{MAX}) \quad (5)$$

Now, suppose the solver returns the model $[\kappa_1 \mapsto 1, \kappa_2 \mapsto 1]$ to Eq. 5. Thus, we first assign 1 to κ_1 in the partial regex from Eq. 3, which yields:

$$\text{Concat}\left(\text{Repeat}\left(\text{Or}\langle \text{num} \rangle, \langle . \rangle\right), 1, \text{RepeatAtLeast}\left(\text{RepeatRange}\langle \text{num} \rangle, 1, 3, \kappa_2\right)\right)$$

We can prove that this partial regex is inconsistent with the examples from Section 2 because no instantiation of κ_2 yields a regex that matches the positive example “123456789.123”. Observe that ignoring the assignment to κ_2 allows us to prune 6 regexes at a time instead of just one.

THEOREM 4.7. (Correctness of INFERCONSTANTS in Figure 14) *Given a partial regex P , positive examples \mathcal{E}^+ and negative examples \mathcal{E}^- , suppose that INFERCONSTANTS returns Π . Then, for any concrete regex $r \in \llbracket P \rrbracket$ that is consistent with \mathcal{E}^+ and \mathcal{E}^- , we have $r \in \Pi$.*

5 HIERARCHICAL SKETCH GENERATION FROM NATURAL LANGUAGE

In this section, we describe a technique for generating hierarchical sketches from English text. While there are many NLP techniques that can be used to parse natural language into a sketch (including currently-popular *seq2seq* models), we frame this problem as an instance of semantic parsing and build our sketch generator on top of the existing SEMPRE framework [Berant et al. 2013]. As mentioned briefly in Section 1, we choose semantic parsing over deep learning techniques due to the fact that they do not require as much labeled training data to be effective. However, our general synthesis methodology and the PBE algorithm are both agnostic to the NLP technique used for parsing English text into a hierarchical sketch.

5.1 Background on semantic parsing

Semantic parsing is a popular method that is used for converting natural language to various formal representations, including database query languages [Yaghmazadeh et al. 2017; Zelle and Mooney 1996], lambda calculi [Carpenter 1998], and natural logics [Maccartney 2009]. This formal representation is often referred to as a *logical form*, and semantic parsers use a context-free grammar to translate the natural language description to the target logical form. However, since natural

⁴Alternatively, we could plug in the whole assignment σ and check whether the resulting regex is consistent with the examples. However, our proposed method is preferable over this alternative because a partial assignment to a subset of the variables often results in an infeasible partial regex and allows us to prune significantly more programs.

language is highly complex and often very ambiguous, there are many possible logical forms that can be obtained from a given natural language description. Thus, modern semantic parsers also incorporate a machine learning model to score different parses for a given utterance. However, as mentioned earlier, these techniques still do not require as much labeled training data as other methods based on deep learning.

In the context of this work, logical forms correspond to hierarchical sketches, so our context-free grammar needs to parse a given English utterance into an h-sketch. In the remainder of this section, we first give an overview of REGEL’s context-free grammar (Section 5.2) and then discuss how to produce a *ranked* list of h-sketches using a machine learning model (Section 5.3).

5.2 Grammar-based sketch composition

Following standard convention, we specify our grammar rules in the following format:

$$\langle \text{target category} \rangle \langle \text{target derivation} \rangle \rightarrow \langle \text{source sequence} \rangle$$

Such a rule maps $\langle \text{source sequence} \rangle$ to a $\langle \text{target derivation} \rangle$ with category $\langle \text{target category} \rangle$. Rules of the semantic parser can be further categorized into two groups, namely lexical rules and compositional rules. Examples of both types of rules are provided in Figure 15. A lexical rule maps a word in the sentence to base concepts in the DSL, including character class (e.g., lexical rule 1) and operator (e.g., lexical rule 4). A compositional rule combines one or more base components and builds larger h-sketches. For instance, as shown in Figure 15, compositional rule 2 is applied to generate a sketch $\square\{\langle \text{num} \rangle, \langle \text{< , >}\rangle\}$, labeled with category $\$SKETCH$, from a sequence of two derivations, $\langle \text{num} \rangle$ and $\langle \text{< , >}\rangle$, both labeled with $\$PROGRAM$, via the semantic function *SketchFn*. Here, we use category $\$SKETCH$ to denote sketches containing holes and category $\$PROGRAM$ to mark concrete regexes without holes.

Overall, our grammar consists of approximately 70 lexical rules and 60 compositional rules.⁵ The size of the grammar is reflective of the size of our DSL in two aspects. First, a base concept, either a character class or an operator, can be presented in multiple ways (e.g. both *number* and *digit* refer to character class $\langle \text{num} \rangle$). Then, a single DSL construct involving any operator typically needs several compositional rules describing how it can be built (e.g., to handle different natural language forms that may describe the operator’s arguments in various permutations).⁶

Given these pre-defined grammar rules and a natural language description \mathcal{L} , the semantic parser generates a list of possible derivations for \mathcal{L} . Each derivation can be mapped to an h-sketch deterministically, and, in general, multiple derivations of the same sentence can map to the same h-sketch. We construct the derivations for a given sentence recursively in a bottom-up fashion using dynamic programming. More specifically, we first apply lexical rules to generate derivations for any span (i.e., sequence of words) that they match. Then, the derivations of larger spans are constructed by applying compositional rules to derivations built over non-overlapping constituent spans. As the final output, we take derivations spanning the whole sentence that are labeled with a designated $\$ROOT$ category.

Example 5.1. To build intuition, we give a concrete example of how our semantic parser generates a hierarchical sketch from the following natural language description:

“the max number of digits before comma is 15 then accept at max 3 numbers”

Figure 15 demonstrates the parsing process of a single derivation and shows a subset of our grammar

⁵The detailed grammar is included in the supplementary material.

⁶Although this grammar is manually defined, it is general enough to capture the wide range of regex synthesis examples across two datasets. Deep learning techniques may be more flexible, but require large amounts of data to learn the small set of ground concepts (character classes, etc.), which can be enumerated explicitly in the grammar-based approach. Composition is where much of the complexity of the regex synthesis problem lies; our grammar models this much more efficiently than sequence-to-sequence deep learning approaches, which are not as well suited to modeling hierarchical structure.

Given these extracted feature vectors, the probability that a derivation d is the intended sketch is given by the following formula:

$$P(d|\mathcal{L}) = \frac{\exp(\theta^\top \phi(\mathcal{L}, d))}{\sum_{d' \in D(\mathcal{L})} \exp(\theta^\top \phi(\mathcal{L}, d'))}$$

where $\theta \in \mathbb{R}^b$ is the vector of parameters to be learned. We learn these parameters with supervision from labeled training data, which consists of pairs (\mathcal{L}_i, h_i^*) where \mathcal{L}_i is the English description and h_i^* is a corresponding sketch label (see Section 7 for how these are derived). During learning, we maximize the log probability of the system generating h^* regardless of derivation. In particular, given N training samples, our objective function is defined as follows:

$$\max_{\theta} \log \sum_i^N \sum_{d: \text{sketch}(d)=h_i^*} P(d|\mathcal{L}_i)$$

Intuitively, the model increases the weight assigned to features for derivations that exactly match the annotated sketch.

In practice, $D(\mathcal{L})$ is a very large set of derivations, exponential with respect to the number of active lexical rules in the span. Therefore, we use beam search to find the approximate highest-scoring derivation. That is, instead of keeping all possible derivations for a span, we only keep a set of top- m derivations $D_m(\mathcal{L})$ according to their probabilities and discard the rest. During training, we maximize the likelihood of the correct derivation with respect to this set; that is, normalizing over $D_m(\mathcal{L})$ rather than $D(\mathcal{L})$.

6 IMPLEMENTATION

We have implemented our synthesis algorithm in a new tool called `REGEL`. In addition to the natural language description and positive/negative examples, `REGEL` takes two additional inputs, namely a time budget t and a parameter k that controls how many results to show to the user. The output of `REGEL` consists of up to k regexes that satisfy the examples. Note that the actual number of regexes returned by `REGEL` may be less than k due to the time budget.

`REGEL` is written in Java and leverages a number of other existing tools. First, our semantic parser is built on top of the `SEMPRE` framework [Berant et al. 2013] and leverages its existing functionalities, such as the linguistic pre-processor. Second, `REGEL` makes use of the `Z3` SMT solver [De Moura and Bjørner 2008] for inferring possible values of the symbolic integers (recall Section 4.2). Finally, `REGEL` uses the `Brics` automaton library [Møller 2017] for checking whether a string is matched by a regex. Specifically, since our regex DSL contains operators like `Not` and `And`, we use the automata complementation and intersection functionalities of the `Brics` library in addition to simple membership queries.

The internal workflow of `REGEL` is as follows: First, the semantic parser generates up to 500 derivations for the given utterance and ranks them using the machine learning model. Then, we take the top 25 sketches produced by the parser and run 25 instances of the PBE engine *in parallel* to find a completion of each sketch that is consistent with the given examples. Then, given a value of k that can be specified by users, we wait for up to k PBE engine instances to complete their task and return the synthesized regexes for those tasks that terminate within the given time budget t .

In the remainder of this section, we describe some optimizations that `REGEL` implements over the basic algorithms discussed in previous sections.

Eliminating membership queries. For every concrete regex r explored by our synthesis algorithm, we need to check whether r matches all positive examples and rejects all negative ones. Thus, `REGEL` ends up issuing many regular language membership queries, some of which are quite expensive

in practice. To reduce this overhead, our implementation uses various heuristics to eliminate unnecessary membership queries. For example, if we have determined that the regex `Contains(r)` does not match one of the positive examples, then we know that `StartsWith(r)` will also not match at least one of the examples. Similarly, if we have determined that the regex `RepeatAtLeast(r , 2)` does not match a positive example, we can conclude `RepeatAtLeast(r , k)` will not match the examples for any value of $k \geq 2$. Our implementation uses such “subsumption” heuristics to eliminate some of the redundant membership queries.

Eliminating redundant sketches. During semantic parsing, duplicate tokens in a span would lead to many redundant derivations. We eliminate these duplicate sketches during beam search in order to keep the generated derivations non-identical.

7 DATA SETS FOR EVALUATION

To conduct our experiments, we collected two data sets, one of which is an adapted version of a data set used in DEEPREGEX [Locascio et al. 2016] and another smaller, but much more challenging, data set curated from StackOverflow. In this section, we explain these data sets in more detail.

DeepRegex data set. As mentioned earlier, DEEPREGEX is a tool for generating regular expressions directly from natural language [Locascio et al. 2016]. The DEEPREGEX authors constructed a dataset using the following methodology. First, they programmatically generate regular expressions and corresponding synthetic natural language descriptions using a synchronous context-free grammar. Then, they ask Amazon Mechanical Turkers to paraphrase the synthetic English description in a way that sounds more natural [Wang et al. 2015]. Using this methodology, they collect a total of 10,000 benchmarks consisting of both a natural language description and the corresponding regex.

However, for our purposes, there are three issues with the original DEEPREGEX data set. First, since DEEPREGEX does not utilize examples, these benchmarks do not contain any positive/negative string examples for the target regex. Second, the data set is quite noisy: for many of the benchmarks, the regex does not match the description due to errors introduced during paraphrasing. Third, since the target regexes are randomly generated, most benchmarks are not very representative of string matching tasks that arise in the real world. For example, for approximately 1,400 of the 10,000 benchmarks, the generated regex actually corresponds to the empty language.

For the reasons explained above, we could not use the DEEPREGEX data set as is for our purposes; however, we were able to adapt it and construct a suitable data set of 200 benchmarks using the following methodology. First, we removed all regexes that do not accept any strings. While this modification still does not guarantee that the resulting data set is completely representative of real-world tasks, it eliminates benchmarks that are completely unrealistic. Then, among the remaining benchmarks, we randomly sampled 800 tasks and asked people at the institution to provide examples that they think best describe the desired task by *only* looking at their English descriptions. In particular, we asked the users to provide *up to 7* (and no less than 2) positive and 7 (and also no less than 2) negative examples for each benchmark.

This process yielded 800 benchmarks consisting of a natural language description, a target regex, and a set of positive/negative string examples. However, because the annotators did not see the ground truth regex, the labeled examples may not be consistent with it. If a benchmark had more than 3 incorrect examples⁷, we assume it is poorly paraphrased and discard it. Otherwise, if there are two or fewer incorrect examples, we simply discard the bad examples. We believe this also removes noise in the DEEPREGEX data set and helps select those benchmarks whose natural

⁷To clarify, “incorrect” means that a negative example provided by the user is accepted by the regex or a positive example is not accepted by it

language description, examples, and target regex are all compatible. Using this methodology, we managed to create a data set of 200 benchmarks, consisting of the natural language description, 4-14 positive/negative examples, and a target regex. On average, each benchmark contains 4 positive examples and 5 negative examples.

StackOverflow data set. To evaluate REGEL on more realistic string matching tasks encountered by real-world users, we also curated a smaller, but *much more challenging*, data set from StackOverflow. Specifically, we first collected 105 regex-related posts that contain *both* English descriptions and positive *and* negative examples. These tasks include validation and recognition of various inputs such as numbers, passwords, names, etc. Then, we further retain 62 benchmarks out of 105 based on the following criteria.

- *Visual formatting.* Some posts use visual formatting in the English description (e.g., “key = value”). Since our technique does not recognize visual formatting, we do not include these posts (in total there are 9 of them) in our final StackOverflow data set.
- *English description length.* We retain those posts whose natural language description spans no more than three sentences.⁸ Among the original 105 benchmarks, 23 of them are filtered out.
- *Consistency between specification and desired regex.* We manually inspected all 105 benchmarks and removed 2 of them whose natural language, examples and desired regex are not consistent with each other.
- *High-level concepts.* We also filtered out benchmarks posts that rely crucially on understanding high-level concepts such as “months”, “US phone numbers”. Out of the initial 105 benchmarks, exactly 8 of them use these concepts.
- *DSL expressiveness.* We finally removed 13 tasks that need to be solved using non-standard regex features such as lookahead.

Training for each data set. In order to train our semantic parser on labeled training data, we need to generate sketch labels for a given natural language description. For the DEEPREGEX data set, we generate these sketch labels from the target regex. Specifically, given a target regex r , we replace the root operator op in r with a hole whose components are op 's arguments. Following [Locascio et al. 2016], we train Sempres on 6500 English sentences. While training, we set beam size to be 500 and batch size to be 1.

For the StackOverflow data set, we manually write sketch labels in a way that mimics the structure of the English utterance. For example, consider the sentence “*the input box should accept only if either first 2 letters alpha +6 numeric or 8 numeric*”. The manually-written h-sketch for this utterance is $Or(\square\{Repeat(<let>, 2), Repeat(<num>, 6)\}, \square\{Repeat(<num>, 8)\})$, which contains key building blocks like $Repeat(<let>, 2)$ of the target regex and indicates that the top-level construct is an Or . To train Sempres, we use 5-fold cross validation by dividing the data set into 5 non-overlapping folds and train on 4 folds while testing on the left-out fold. This procedure ensures that we never train on test data. For each fold, we train for 5 epochs, utilizing a beam size of 500 and a batch size of 1.

Settings for each data set. Recall from Section 6 that REGEL is parametrized by two additional inputs t, k that control the time budget and number of results to display. For the easier DEEPREGEX data set, we set a time-out limit of 10 seconds and display only a single result. For the much harder StackOverflow benchmarks, we set the time budget to be 60 seconds and display the top 5 results. When performing comparisons, we use the same values of t and k across all tools and consider the benchmarks to be successfully solved if the intended regex is within the top k results.

⁸While four or more sentences may not seem very long, neither semantic parsing technique nor *seq2seq* models work well for such long inputs. For example, the natural language description in the original DEEPREGEX data set is always one single sentence (12 words on average).

8 EVALUATION RESULTS

In this section, we describe a series of three experiments that are designed to answer the following research questions:

- **Q1:** What is the benefit of multi-modal synthesis in the context of regex synthesis? That is, does our approach work better compared to alternative approaches that use *only* examples or *only* natural language?
- **Q2:** How effective is our proposed PBE technique? In particular, how useful is sketch-guided deduction (Section 4.1), and what is the impact of using symbolic regexes (Section 4.2)?
- **Q3:** Is REGEL helpful to users in constructing regular expressions for a given task?

All experiments described in this section are conducted on an Intel Xeon(R) E5-1620 v3 CPU with 32GB physical memory.

8.1 Benefits of multi-modal synthesis

To evaluate the benefits of leveraging two different specification modalities, we compare REGEL against two baselines. Our first baseline is DEEPREGEX which directly translates the natural language description into a regex using a sequence-to-sequence model [Locascio et al. 2016]. Our second baseline is a variant of REGEL, henceforth referred to as REGEL-PBE, that only uses positive and negative examples. In particular, REGEL-PBE starts with a completely unconstrained sketch (i.e., a single hole) and searches for a regex that satisfies the examples using the same algorithm described in Section 4. In terms of PBE techniques, we believe that the only meaningful baseline is REGEL-PBE because existing PBE systems that target a similar problem have significant limitations and fundamentally cannot handle the overwhelming majority of benchmarks used in our evaluation. For example, ALPHAREGEX [Lee et al. 2016] only handles regexes over the alphabet $\{0, 1\}$, and string transformation and filtering tools like FLASHFILL [Gulwani 2011] and FIDEX [Wang et al. 2016] do not support Kleene star.⁹

Since PBE tools are meant to be used interactively, we use the following methodology to perform this experiment. First, we run both REGEL and REGEL-PBE on the initial examples that come with the original data set and consider synthesis to be successful if the intended regex is among those returned by the tool. If it is unsuccessful, we provide two additional examples in the next iteration and continue up to a maximum of four iterations.

Our results are summarized in Figure 16 and Figure 17. For each figure, the x -axis shows the number of iterations x and the y -axis shows either the percentage of benchmarks that can be successfully solved (for Figure 16) or the average running time per benchmark (for Figure 17). For each figure, (A) corresponds to results for the DEEPREGEX data set and (B) is for the StackOverflow data set. The green line (marked with squares) corresponds to REGEL, the blue line (marked with circles) is for REGEL-PBE, and the violet line (with triangles) is for DEEPREGEX. Because DEEPREGEX only takes natural language as input, the DEEPREGEX line in Figure 16 is flat. Furthermore, since DEEPREGEX does not involve any search, its running is negligible and therefore we do not show it in Figure 17.

Let us first focus on the results for the DEEPREGEX data set, shown in Figure 16 (A) and Figure 17 (A). Given the original examples in this data set, REGEL can produce the *intended* regexes for 151 out of 200 benchmarks (75.5% accuracy). Furthermore, REGEL solves up to 185 benchmarks (92.5%) when more examples are available. In comparison, with only natural language, DEEPREGEX solves 134 benchmarks (67%), whereas with only examples, REGEL-PBE solves at most 66 benchmarks (33%). As we can see, using a combination of both natural language and examples, we are able to

⁹Specifically, the regex DSL used in FLASHFILL can express 3 out of 62 benchmarks in our StackOverflow data set, and FIDEX supports 7 of them.

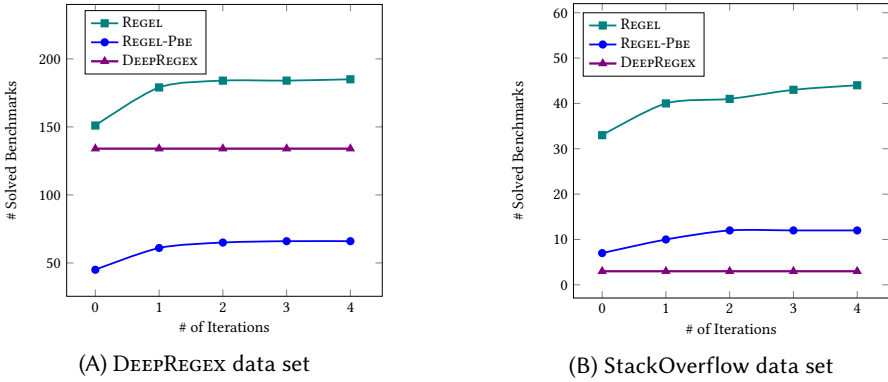
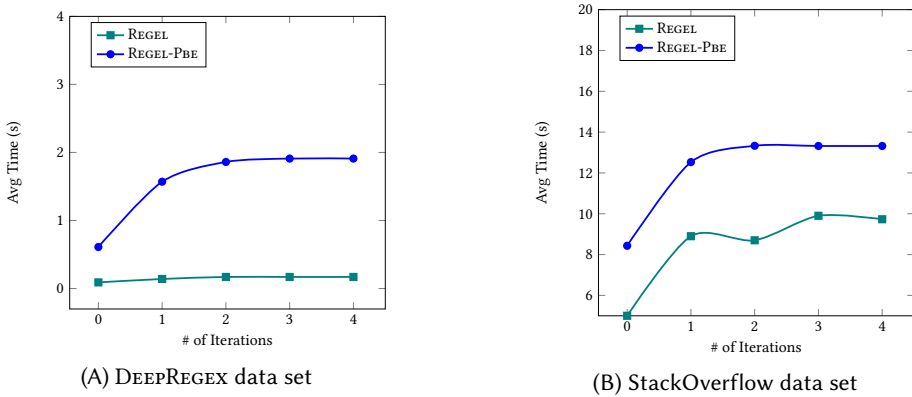


Fig. 16. Number of solved benchmarks over iterations.

Fig. 17. Average running time per solved benchmark over iterations. We do not show results of the DEEPREGEX tool here because the prediction time of the *seq2seq* model is negligible.

synthesize the desired regexes for significantly more problems compared to alternatives that use only a single kind of specification. Furthermore, as illustrated in Figure 17 (A), using the natural language specification also substantially speeds up the PBE engine.

Next, let us look at the results for the StackOverflow benchmarks, shown in Figure 16 (B). As expected, the accuracy is much lower compared to the DEEPREGEX data set, as the StackOverflow benchmarks are much more challenging.¹⁰ As a result, the baseline techniques (namely, DEEPREGEX and REGEL-PBE) can only solve 3 (4.8%) and 11 benchmarks (17.7%) respectively, out of 62 benchmarks in total. In contrast, REGEL is able to solve up to 44 benchmarks out of 62 (71%).

8.2 Ablation study for PBE engine

In this section, we evaluate the impact of the pruning techniques described in Sections 4.1 and 4.2 on the efficiency of synthesis. In particular, recall that our synthesis algorithm uses the sketch to compute over- and under-approximations of a partial regex (Section 4.1) and leverages symbolic regexes to infer constraints on integer arguments. We now describe an ablation study that allows

¹⁰In particular, the average number of words in a StackOverflow benchmark is 26 whereas DEEPREGEX benchmarks have 12 words on average. Furthermore, the average size of the target regex is 11 for the StackOverflow data set and 5 for the DEEPREGEX data set.

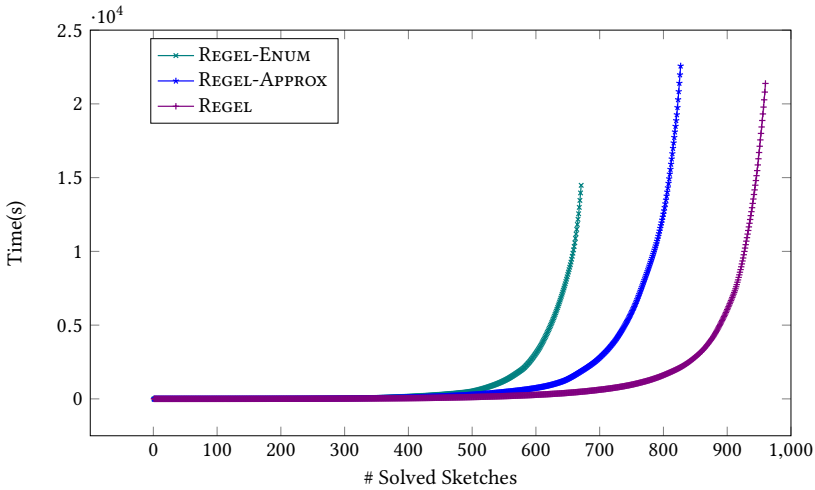


Fig. 18. Number of solved sketches within a given time budget. For each Stackoverflow benchmark, we take the top 25 sketches generated by the parser (or fewer than 25 if the parser does not generate 25).

us to quantify the impact of these ideas over basic enumerative search. Specifically, Figure 18 plots the number of solved sketches against cumulative running time for three variants of REGEL:

- REGEL-ENUM: The plot labeled REGEL-ENUM corresponds to our enumerative search baseline that does not use either of the ideas from Sections 4.1 and 4.2.
- REGEL-APPROX: This variant uses the pruning techniques described in Section 4.1 but not the symbolic regex idea introduced in Section 4.2.
- REGEL: This corresponds to the full REGEL system incorporating both ideas from Sections 4.1 and 4.2.

Observe that we do not compare against a variant that only uses the technique from Section 4.2 since it builds *on top of* the techniques introduced in Section 4.1. (Recall that the INFERCONSTANTS algorithm invokes the INFEASIBLE procedure from Section 4.1).

As we can see from Figure 18, both pruning techniques discussed in Sections 4.1 and 4.2 have significant impact on the running time of the synthesizer. In particular, REGEL-ENUM can only solve (i.e., find a regex satisfying the examples) for 671 of the 1248 sketches with a total running time of 14479 seconds. In contrast, the running time of the REGEL for the first 671 benchmarks is 481 seconds. Similarly, REGEL-APPROX can solve 827 sketches within 22673 seconds, whereas REGEL takes 2146 seconds to finish the same number of benchmarks. Hence, this result demonstrates that we could further reduce the regex synthesis by incorporating the symbolic regexes in the synthesis algorithm.

8.3 User study

For synthesis tools that aim to simplify programming, the ultimate test is whether they help users successfully complete real-world tasks. To answer whether REGEL helps users in practice, we conducted a user study involving 20 participants, 5 of whom work at a large software company and 15 of whom are computer science students at a university. Each participant was provided with 6 regex tasks randomly sampled from the StackOverflow benchmarks and asked to solve exactly half of the benchmarks using our REGEL and the remaining half without. For the set-up involving our tool, participants were just provided with the tool and educated about how to use it, but they

were not required to use REGEL in any specific way. For both set-ups, the users had a total of 15 minutes to work on each setting (with REGEL or without REGEL).

In the set up where they did not have access to REGEL, participants correctly solved 28.3% of the benchmarks (i.e., produced the intended regex) in the given time limit. In contrast, when they had access to REGEL, success rate went up to 73.3%. As standard when doing user studies, we ran a 1-tailed t -test to evaluate whether our results are statistically significant. The p -value for this test is less than 0.0000001. Thus, we believe that our user study provides firm evidence that the proposed technique makes it easier for users to write regular expressions.

9 RELATED WORK

In this section, we review prior work on program synthesis from examples and natural language.

Learning regexes from examples. There is a large body of prior research on learning regular expressions from positive and negative examples [Alquezar and Sanfeliu 1994; Angluin 1978; Firoiu et al. 1998; Gold 1978; Rivest and Schapire 1989]. Among these works, the most well-known result is Angluin’s L^* algorithm for active learning of regular expressions [Angluin 1987]. In this setting, a regular language is represented by an oracle that can answer membership queries, check for equivalence, and provide counterexamples; the algorithm can learn the target regular language in polynomial time (with respect to the minimal DFA representing this language). However, these approaches have two main disadvantages: First, they learn a DFA rather than a regular expression, but converting a DFA to a human-readable regex is a computationally difficult task (PSPACE-complete [Meyer and Stockmeyer 1972]). Second, many techniques for DFA learning [Parekh and Honavar 1996, 2001] rely on training data that has certain properties, such as covering every state in the target DFA, but it is difficult for users to construct such training data that requires knowledge about the internal states of the target DFA.

A more recent work that is more closely related to our approach is that of Lee et al. [2016]. They describe a tool called ALPHAREGEX that performs top-down enumerative search and uses over- and under-approximations to prune the search space. However, this technique can only synthesize regexes over the alphabet $\Sigma = \{0, 1\}$ whereas our technique supports a much richer alphabet (i.e., common ASCII characters). From a technical perspective, our approach has several differences from ALPHAREGEX: First, we use the concept of hierarchical sketches for both guiding the search and pruning infeasible partial regexes. Second, in addition to supporting standard regex operators (union, kleene star, concatenation), our DSL contains several other constructs that (a) make it easier to map natural language to our DSL, and (b) allow us to more concisely express the desired regular expression. Finally, our method uses the concept of symbolic regexes and SMT-based reasoning to further prune the search space.

PBE for string transformations. There has also been significant recent interest in synthesizing string transformation programs from examples [Gulwani 2011; Raza and Gulwani 2017; Singh 2016; Singh and Gulwani 2012; Wang et al. 2016]. The most prominent work in this space is the FlashFill tool that has been integrated into Microsoft Excel as a plug-in [Gulwani 2011]. The set of string transformation tasks that can be automated using FlashFill is not comparable to the pattern matching tasks that we target in this paper. Specifically, when mapped to our DSL, FlashFill only supports regexes of the form $\text{Concat}(S_1, \dots, S_n)$ where each S_i corresponds to $\text{RepeatAtLeast}(c, 1)$ for some character class c . Among techniques in the FlashFill family, the most closely related work is the FIDEX tool for filtering spreadsheet data from examples [Wang et al. 2016]. However, the FIDEX DSL is strictly less expressive than regular expressions; for instance, it does not support Kleene star, and it restricts where concatenation can be used. Due to these limitations, FlashFill

and FIDEX fundamentally cannot handle the overwhelming majority of benchmarks used in our evaluation.

Learning regexes from natural language. Recently, in the NLP community, there has also been interest in automatically generating regexes from natural language. For example, [Kushman and Barzilay \[2013\]](#) build a dependency parser for translating natural language text queries into regular expressions. Their technique is built on top of a combinatory categorical grammar and utilizes semantic unification to improve training. Other work in this space uses seq2seq models to predict regular expressions from English descriptions [[Locascio et al. 2016](#); [Zhong et al. 2018](#)]. Compared to these deep learning approach, the semantic parsing approach adopted in REGEL requires significantly less training data. Furthermore, as demonstrated in our experimental evaluation, the combination of examples and natural language allows REGEL to perform significantly better than the DEEPREGEX system on many challenging problems in the StackOverflow data set.

Synthesis using NL and examples. There has been recent interest in synthesizing string manipulation programs from both natural language and examples. For instance, [Manshadi et al. \[2013\]](#) propose a programming-by-example system that leverages natural language in order to deduce the correct program more often and faster. This work uses a subset of the FlashFill DSL [[Gulwani 2011](#)] and therefore cannot handle arbitrary regular expressions. From a technical stand point, the technique of Manshadi et al. is based on probabilistic version space learning where the probabilities are obtained by extracting features from the natural language description using a dependency parser. In addition to targeting a different domain (i.e., string transformations rather than arbitrary regexes), our work differs from theirs in several aspects: First, our PBE engine is based on top-down enumerative search whereas their technique uses version space learning. Second, our approach uses natural language to construct an intermediate representation (namely, h-sketch) of the desired program, as opposed to utilizing natural language to infer probabilities on links in the version space. As shown in our experiments, our technique is able to synthesize a regex that is more likely to match the user’s intent and *also* makes synthesis faster.

Another technique that combines natural language and examples in the context of string transformations is the work by [Raza et al. \[2015\]](#). Their technique uses a more expressive DSL that does allow general regular expressions, but their approach has a different interface than ours: Specifically, they decompose the natural language description into constituent concepts and require the user to provide examples for each concept in the decomposition. For instance, consider the English description “Lines where ‘G’ is followed by 1-5 numbers or ‘G’ followed by 4 numbers followed by a single letter”. Their approach requires the user to provide both positive and negative examples for each individual constituent concept, such as “1-5 numbers”, “4 numbers”, “a single letter”, etc. Thus, their approach requires more user input compared to ours and is therefore not directly comparable.

Semantic parsing. In this paper, we utilize the framework of semantic parsing, which has received significant attention in the NLP community [[Berant et al. 2013](#); [Zelle and Mooney 1996](#); [Zettlemoyer and Collins 2005](#)], for synthesizing regular expressions. Prior work has adopted semantic parsing in different contexts, for example, to convert natural language into lambda calculus expressions [[Zettlemoyer and Collins 2005](#)], lighter-weight formalisms [[Berant et al. 2013](#)] and SQL queries [[Yaghmazadeh et al. 2017](#)]. These semantic parsers come in different flavors. For example, traditional approaches build the target logical form using a pre-defined grammar such as a set of combination rules [[Berant et al. 2013](#)] or a probabilistic combinatory categorical grammar (CCG) [[Zettlemoyer and Collins 2005](#)]. More recent techniques view semantic parsing as a general sequence-to-sequence mapping task [[Locascio et al. 2016](#); [Zhong et al. 2017](#)] and directly generate the target derivation using deep learning without an explicit grammar (one such instance

is DEEPREGEX [Locascio et al. 2016]). However, such techniques require large training data set in order to work well; for instance, DEEPREGEX requires thousands of regexes and their corresponding natural language descriptions. In most synthesis domains including the one considered in our work, collecting thousands of training examples may be infeasible.

Programming-by-example and sketching. In recent years, programming-by-example has received significant attention in the PL community [Alur et al. 2013; Feng et al. 2018; Gulwani 2011; Srivastava et al. 2010; Wang et al. 2017a,b, 2016]. Similar to this work, several of these techniques combine top-down enumerative search with lightweight deductive reasoning to significantly prune the search space [Albarghouthi et al. 2013; Feng et al. 2018, 2017; Feser et al. 2015; Le and Gulwani 2014; Osera and Zdancewic 2015; Yaghmazadeh et al. 2016]. Our method also bears similarities to sketching-based approaches [Lezama 2008] in two ways: First, we generate some sort of program sketch from the natural language description. However, in contrast to prior work, our sketches are hierarchical in nature, and the holes in the sketch represent arbitrary regexes rather than constants. Second, we use a constraint-solving approach to infer constants in a symbolic regex. However, compared to most existing techniques [Bornholt et al. 2016; Gulwani et al. 2011; Jha et al. 2010; Tiwari et al. 2015], we use constraint solving as a way to rule out infeasible integer constants rather than directly solving for them.

Program synthesis from NL. There has also been a non-trivial amount of research on generating programs from natural language [Huang et al. 2018; Lin et al. 2018; Neelakantan et al. 2016]. In particular, several techniques have been proposed to translate natural language descriptions into SQL queries [Huang et al. 2018; Yaghmazadeh et al. 2017], “if-this-then-that recipes” [Quirk et al. 2015], spreadsheet formulas [Gulwani and Marron 2014], bash commands [Lin et al. 2018], and Java expressions [Gvero and Kuncak 2015]. Our technique is particularly similar to SQLIZER [Yaghmazadeh et al. 2017] in that we also infer a sketch from the natural language description. However, unlike our approach, SQLIZER does not utilize examples and populates the sketch using a different technique called *quantitative type inhabitation* [Gvero et al. 2013].

10 CONCLUSION AND FUTURE WORK

In this paper, we presented a new method to synthesize regular expressions from a combination of examples and natural language. In particular, we introduced *hierarchical sketches* as a convenient intermediate representation that both captures the hierarchical structure of the English utterance and also makes it easier to find a regex that matches the user’s intent. Our method uses semantic parsing to obtain h-sketches from the natural language description and then leverages a new programming-by-example algorithm to complete the h-sketch into a concrete regex.

We implemented the proposed technique in a tool called REGEL and evaluated it on two different datasets, including one adapted from the DEEPREGEX dataset and another one curated from Stack-Overflow. Our evaluation clearly shows the benefits of using multiple modalities of specifications and highlights the advantages of our proposed PBE technique. Finally, our user study shows that REGEL is beneficial to users in a real-world usage scenario.

In future work, we are interested in exploring a multi-modal *active learning* approach to synthesizing regular expressions. In our current work, REGEL produces top- k results that satisfy the examples, but it is up to the user to inspect these results and provide more examples as needed. However, we believe it would be beneficial to develop a regex synthesis tool that would ask the user membership queries to disambiguate between multiple different solutions that are consistent with the examples. While such an active learning approach is orthogonal to the present work, we plan to investigate this direction in the future. We are also interested in expanding the proposed synthesis methodology to application domains beyond regular expressions.

REFERENCES

- Aws Albarghouthi, Sumit Gulwani, and Zachary Kincaid. 2013. Recursive program synthesis. In *International conference on computer aided verification*. Springer, 934–950.
- R. Alquezar and A. Sanfeliu. 1994. Incremental Grammatical Inference From Positive And Negative Data Using Unbiased Finite State Automata. In *In Proceedings of the ACL'02 Workshop on Unsupervised Lexical Acquisition*. 291–300.
- Rajeev Alur, Rastislav Bodik, Garvit Juniwal, Milo MK Martin, Mukund Raghothaman, Sanjit A Seshia, Rishabh Singh, Armando Solar-Lezama, Emina Torlak, Dan Grossman, and Abhishek Udupa. 2013. Syntax-guided synthesis. In *2013 Formal Methods in Computer-Aided Design*. IEEE, 1–8.
- Dana Angluin. 1978. On the complexity of minimum inference of regular sets. *Information and Control* 39, 3 (1978), 337 – 350.
- Dana Angluin. 1987. Learning Regular Sets from Queries and Counterexamples. *Inf. Comput.* 75, 2 (1987), 87–106.
- Jonathan Berant, Andrew Chou, Roy Frostig, and Percy Liang. 2013. Semantic Parsing on Freebase from Question-Answer Pairs. In *Proceedings of the 2013 Conference on Empirical Methods in Natural Language Processing*. 1533–1544.
- James Bornholt, Emina Torlak, Dan Grossman, and Luis Ceze. 2016. Optimizing synthesis with metasketches. In *ACM SIGPLAN Notices*, Vol. 51. ACM, 775–788.
- Bob Carpenter. 1998. *Type-logical Semantics*. MIT Press, Cambridge, MA, USA.
- Leonardo De Moura and Nikolaj Bjørner. 2008. Z3: An Efficient SMT Solver. In *Proceedings of the Theory and Practice of Software, 14th International Conference on Tools and Algorithms for the Construction and Analysis of Systems (TACAS'08/ETAPS'08)*. Springer-Verlag, 337–340.
- Yu Feng, Ruben Martins, Osbert Bastani, and Isil Dillig. 2018. Program Synthesis Using Conflict-driven Learning. In *Proceedings of the 39th ACM SIGPLAN Conference on Programming Language Design and Implementation (PLDI 2018)*. ACM, 420–435.
- Yu Feng, Ruben Martins, Jacob Van Geffen, Isil Dillig, and Swarat Chaudhuri. 2017. Component-based Synthesis of Table Consolidation and Transformation Tasks from Examples. In *Proceedings of the 38th ACM SIGPLAN Conference on Programming Language Design and Implementation (PLDI 2017)*. New York, NY, USA, 422–436.
- John K. Feser, Swarat Chaudhuri, and Isil Dillig. 2015. Synthesizing Data Structure Transformations from Input-output Examples. In *Proceedings of the 36th ACM SIGPLAN Conference on Programming Language Design and Implementation (PLDI '15)*. ACM, 229–239.
- Laura Firoiu, Tim Oates, and Paul R. Cohen. 1998. Learning Regular Languages from Positive Evidence. In *Proceedings of the Twentieth Annual Conference of the Cognitive Science Society*. 350–355.
- E Mark Gold. 1978. Complexity of automaton identification from given data. *Information and Control* 37, 3 (1978), 302 – 320.
- Sumit Gulwani. 2011. Automating String Processing in Spreadsheets Using Input-output Examples. In *Proceedings of the 38th Annual ACM SIGPLAN-SIGACT Symposium on Principles of Programming Languages (POPL '11)*. ACM, 317–330.
- Sumit Gulwani, Susmit Jha, Ashish Tiwari, and Ramarathnam Venkatesan. 2011. Synthesis of Loop-free Programs. *SIGPLAN Not.* 46, 6 (June 2011), 62–73.
- Sumit Gulwani and Mark Marron. 2014. NLyze: Interactive Programming by Natural Language for Spreadsheet Data Analysis and Manipulation. In *Proceedings of the 2014 ACM SIGMOD International Conference on Management of Data (SIGMOD '14)*. ACM, 803–814.
- Tihomir Gvero and Viktor Kuncak. 2015. Synthesizing Java Expressions from Free-form Queries. In *Proceedings of the 2015 ACM SIGPLAN International Conference on Object-Oriented Programming, Systems, Languages, and Applications (OOPSLA 2015)*. ACM, 416–432.
- Tihomir Gvero, Viktor Kuncak, Ivan Kuraj, and Ruzica Piskac. 2013. Complete Completion Using Types and Weights. In *Proceedings of the 34th ACM SIGPLAN Conference on Programming Language Design and Implementation (PLDI '13)*. ACM, New York, NY, USA, 27–38. <https://doi.org/10.1145/2491956.2462192>
- Po-Sen Huang, Chenglong Wang, Rishabh Singh, Wen-tau Yih, and Xiaodong He. 2018. Natural Language to Structured Query Generation via Meta-Learning. In *Proceedings of the 2018 Conference of the North American Chapter of the Association for Computational Linguistics: Human Language Technologies, Volume 2 (Short Papers)*. Association for Computational Linguistics, 732–738.
- Susmit Jha, Sumit Gulwani, Sanjit A. Seshia, and Ashish Tiwari. 2010. Oracle-guided Component-based Program Synthesis. In *Proceedings of the 32Nd ACM/IEEE International Conference on Software Engineering - Volume 1 (ICSE '10)*. ACM, New York, NY, USA, 215–224.
- Nate Kushman and Regina Barzilay. 2013. Using Semantic Unification to Generate Regular Expressions from Natural Language. In *Proceedings of the 2013 Conference of the North American Chapter of the Association for Computational Linguistics: Human Language Technologies*. Association for Computational Linguistics, 826–836.
- Vu Le and Sumit Gulwani. 2014. FlashExtract: A Framework for Data Extraction by Examples. In *Proceedings of the 35th ACM SIGPLAN Conference on Programming Language Design and Implementation (PLDI '14)*. ACM, 542–553. <https://doi.org/10.1145/2594291.2594333>

- Mina Lee, Sunbeom So, and Hakjoo Oh. 2016. Synthesizing Regular Expressions from Examples for Introductory Automata Assignments. In *Proceedings of the 2016 ACM SIGPLAN International Conference on Generative Programming: Concepts and Experiences (GPCE 2016)*. ACM, 70–80.
- A Solar Lezama. 2008. *Program synthesis by sketching*. Ph.D. Dissertation.
- Xi Victoria Lin, Chenglong Wang, Luke Zettlemoyer, and Michael D. Ernst. 2018. NL2Bash: A Corpus and Semantic Parser for Natural Language Interface to the Linux Operating System. In *Proceedings of the Eleventh International Conference on Language Resources and Evaluation (LREC-2018)*. European Language Resource Association. <http://aclweb.org/anthology/L18-1491>
- Nicholas Locascio, Karthik Narasimhan, Eduardo De Leon, Nate Kushman, and Regina Barzilay. 2016. Neural Generation of Regular Expressions from Natural Language with Minimal Domain Knowledge. In *Proceedings of the 2016 Conference on Empirical Methods in Natural Language Processing*, 1918–1923.
- Bill Maccartney. 2009. *Natural Language Inference*. Ph.D. Dissertation. Stanford, CA, USA. Advisor(s) Manning, Christopher D. AAI3364139.
- Mehdi Manshadi, Daniel Gildea, and James Allen. 2013. Integrating programming by example and natural language programming. In *Proceedings of the Twenty-Seventh AAAI Conference on Artificial Intelligence*. AAAI Press, 661–667.
- A. R. Meyer and L. J. Stockmeyer. 1972. The equivalence problem for regular expressions with squaring requires exponential space. In *13th Annual Symposium on Switching and Automata Theory (swat 1972)*, 125–129. <https://doi.org/10.1109/SWAT.1972.29>
- Anders Møller. 2017. dk.brics.automaton – Finite-State Automata and Regular Expressions for Java. <http://www.brics.dk/automaton/>.
- Arvind Neelakantan, Quoc V. Le, Martin Abadi, Andrew McCallum, and Dario Amodei. 2016. Learning a Natural Language Interface with Neural Programmer. *CoRR* abs/1611.08945 (2016). arXiv:1611.08945 <http://arxiv.org/abs/1611.08945>
- Peter-Michael Osera and Steve Zdancewic. 2015. Type-and-example-directed program synthesis. In *ACM SIGPLAN Notices*, Vol. 50. ACM, 619–630.
- Rajesh Parekh and Vasant Honavar. 1996. An incremental interactive algorithm for regular grammar inference. In *Grammatical Interference: Learning Syntax from Sentences*, Laurent Miclet and Colin de la Higuera (Eds.). Springer Berlin Heidelberg, Berlin, Heidelberg, 238–249.
- Rajesh Parekh and Vasant Honavar. 2001. Learning DFA from Simple Examples. *Machine Learning* 44, 1 (01 Jul 2001), 9–35. <https://doi.org/10.1023/A:1010822518073>
- Chris Quirk, Raymond Mooney, and Michel Galley. 2015. Language to Code: Learning Semantic Parsers for If-This-Then-That Recipes. In *Proceedings of the 53rd Annual Meeting of the Association for Computational Linguistics and the 7th International Joint Conference on Natural Language Processing (Volume 1: Long Papers)*. Association for Computational Linguistics, 878–888.
- Mohammad Raza and Sumit Gulwani. 2017. Automated Data Extraction using Predictive Program Synthesis. In *AAAI 2017 (aaai 2017 ed.)*. Association for the Advancement of Artificial Intelligence. <https://www.microsoft.com/en-us/research/publication/automated-data-extraction-using-predictive-program-synthesis/>
- Mohammad Raza, Sumit Gulwani, and Natasa Milic-Frayling. 2015. Compositional Program Synthesis from Natural Language and Examples. In *IJCAI*.
- R. L. Rivest and R. E. Schapire. 1989. Inference of Finite Automata Using Homing Sequences. In *Proceedings of the Twenty-first Annual ACM Symposium on Theory of Computing (STOC '89)*. ACM, 411–420.
- Rishabh Singh. 2016. BlinkFill: Semi-supervised Programming By Example for Syntactic String Transformations. In *PVLDB, 42nd International Conference on Very Large Data Bases (VLDB 2016)* (pvlb, 42nd international conference on very large data bases (vldb 2016) ed.). <https://www.microsoft.com/en-us/research/publication/blinkfill-semi-supervised-programming-by-example-for-syntactic-string-transformations/>
- Rishabh Singh and Sumit Gulwani. 2012. Learning Semantic String Transformations from Examples. *Proc. VLDB Endow.* 5, 8 (April 2012), 740–751. <https://doi.org/10.14778/2212351.2212356>
- Saurabh Srivastava, Sumit Gulwani, and Jeffrey S. Foster. 2010. From Program Verification to Program Synthesis. In *Proceedings of the 37th Annual ACM SIGPLAN-SIGACT Symposium on Principles of Programming Languages (POPL '10)*. ACM, 313–326.
- Ashish Tiwari, Adrià Gascón, and Bruno Dutertre. 2015. Program Synthesis Using Dual Interpretation. In *Automated Deduction - CADE-25*, Amy P. Felty and Aart Middeldorp (Eds.). Springer International Publishing, 482–497.
- Xinyu Wang, Isil Dillig, and Rishabh Singh. 2017a. Program Synthesis Using Abstraction Refinement. *Proc. ACM Program. Lang.* 2, POPL (2017), 63:1–63:30.
- Xinyu Wang, Isil Dillig, and Rishabh Singh. 2017b. Synthesis of Data Completion Scripts Using Finite Tree Automata. *Proc. ACM Program. Lang.* 1, OOPSLA (Oct. 2017), 62:1–62:26.
- Xinyu Wang, Sumit Gulwani, and Rishabh Singh. 2016. FIDEX: Filtering Spreadsheet Data Using Examples. In *Proceedings of the 2016 ACM SIGPLAN International Conference on Object-Oriented Programming, Systems, Languages, and Applications*

(OOPSLA 2016). ACM, 195–213.

- Yushi Wang, Jonathan Berant, and Percy Liang. 2015. Building a semantic parser overnight. In *Proceedings of the 53rd Annual Meeting of the Association for Computational Linguistics and the 7th International Joint Conference on Natural Language Processing (Volume 1: Long Papers)*. 1332–1342.
- Navid Yaghmazadeh, Christian Klingler, Isil Dillig, and Swarat Chaudhuri. 2016. Synthesizing transformations on hierarchically structured data. In *ACM SIGPLAN Notices*, Vol. 51. ACM, 508–521.
- Navid Yaghmazadeh, Yuepeng Wang, Isil Dillig, and Thomas Dillig. 2017. SQLizer: Query Synthesis from Natural Language. *Proc. ACM Program. Lang.* 1, OOPSLA, Article 63 (Oct. 2017), 26 pages.
- John M. Zelle and Raymond J. Mooney. 1996. Learning to Parse Database Queries Using Inductive Logic Programming. In *Proceedings of the Thirteenth National Conference on Artificial Intelligence - Volume 2 (AAAI'96)*. AAAI Press, 1050–1055.
- Luke S. Zettlemoyer and Michael Collins. 2005. Learning to Map Sentences to Logical Form: Structured Classification with Probabilistic Categorical Grammars. In *Proceedings of the Conference on Uncertainty in Artificial Intelligence*.
- Victor Zhong, Caiming Xiong, and Richard Socher. 2017. Seq2SQL: Generating Structured Queries from Natural Language using Reinforcement Learning. *CoRR* abs/1709.00103 (2017).
- Zexuan Zhong, Jiaqi Guo, Wei Yang, Jian Peng, Tao Xie, Jian-Guang Lou, Ting Liu, and Dongmei Zhang. 2018. SemRegEx: A Semantics-Based Approach for Generating Regular Expressions from Natural Language Specifications. In *Proceedings of the 2018 Conference on Empirical Methods in Natural Language Processing*.

APPENDIX A. PROOFS

LEMMA 10.1. (**Correctness of APPROXIMATE in Figure 12**) *Given an h -sketch \mathcal{S} , APPROXIMATE constructs $\langle o, u \rangle$ where o over-approximates P and u under-approximates \mathcal{S} . That is, we have*

$$\begin{aligned} \text{(i)} \quad & \forall s. (\exists r \in \llbracket \mathcal{S} \rrbracket. \text{Match}(r, s)) \Rightarrow \text{Match}(o, s) \\ \text{(ii)} \quad & \forall s. \text{Match}(u, s) \Rightarrow (\forall r \in \llbracket \mathcal{S} \rrbracket. \text{Match}(r, s)) \end{aligned}$$

PROOF. We prove this by structural induction on \mathcal{S} , as follows:

- Base case: \mathcal{S} is of the form $\square_1\{\mathcal{S}_1\}$. By the rule (1) in Figure 10, we know that this hole must be instantiated by \mathcal{S}_1 . Therefore the over and under approximation for this \mathcal{S} is the over and under approximation of \mathcal{S}_1
- Base case: \mathcal{S} is of the form $\square_d\{\mathcal{S}_1, \dots, \mathcal{S}_m\}$. This case is trivial from the definition of over and under approximation.
- Base case: \mathcal{S} is of the form of a concrete regex r . This case is trivial because we don't have to do any over and under approximation.
- Inductive case: $\mathcal{S} = \square_1\{\mathcal{S}_1, \dots, \mathcal{S}_m\}$. By induction hypothesis, the approximation for $\square_1\{\mathcal{S}_2, \dots, \mathcal{S}_m\}$ is $\langle o', u' \rangle$, we now prove (i) and (ii) holds for $\langle \text{Or}(o, o'), \text{And}(u, u') \rangle$, where $\langle o, u \rangle$ is the approximation for \mathcal{S}_1 .
 - (i) holds for the overapproximation $\text{Or}(o, o')$. Given a string s matched by a regex r instantiated from \mathcal{S} , from the semantic of \mathcal{S} , we know that such r is either instantiated from \mathcal{S}_1 or $\square_1\{\mathcal{S}_2, \dots, \mathcal{S}_m\}$. From the inductive hypothesis, if r is instantiated from \mathcal{S}_1 , then $\text{Match}(o, s)$ is true, and if r is instantiated from $\square_1\{\mathcal{S}_2, \dots, \mathcal{S}_m\}$, $\text{Match}(o', s)$ is true. From the semantic of Or operator, if $r \in \llbracket \mathcal{S} \rrbracket$ and r matches s , then $\text{Or}(o, o')$ is true.
 - (ii) holds for the underapproximation $\text{And}(u, u')$. Suppose the under-approximation matches a string s . From the semantics of the And operator, we know that both u and u' match s . From the inductive hypothesis, we know that for all r' instantiated by $\square_1\{\mathcal{S}_2, \dots, \mathcal{S}_m\}$, $\text{Match}(r', s)$ is true; also from the basecase we know that all r'' instantiated by \mathcal{S}_1 , $\text{Match}(r'', s)$ is true. From the semantics of \mathcal{S} , we know that all $r \in \llbracket \mathcal{S} \rrbracket$, $r \in r'$ or $r \in r''$. Therefore $\forall r \in \llbracket \mathcal{S} \rrbracket. \text{Match}(r, s)$ is true.
- Inductive case: $\mathcal{S} = f(\mathcal{S}_1, \dots, \mathcal{S}_n)$ where $f \in \mathcal{F}_n$. By induction, for each $\mathcal{S}_i (i = 1, \dots, n)$, $\langle o_i, u_i \rangle$ satisfies (i) and (ii). Now we show that $\langle o, u \rangle$ satisfies (i), (ii) as well, by considering all possibilities of operator f
 - $\mathcal{S} = \text{StartsWith}(\mathcal{S}_1)$.

- (1) We first prove that o satisfies (i). For any string s , suppose there exists a regex $r \in \llbracket S \rrbracket$ such that $r = \text{StartsWith}(r_1)$ such that we have $\text{Match}(r, s)$. From the semantic of h-sketchn from Figure 8, we know that $r_1 \in \llbracket S_1 \rrbracket$. By induction, we know that (i) holds for S_1 . Thus, we have $\text{Match}(o_1, s_1)$ implies $\text{Match}(o, s)$ since o is $\text{StartsWith}(o_1)$ according to rule (4) and s_1 is a prefix of s . Therefore o satisfies (i).
- (2) We now prove that u satisfies (ii). For any string s , suppose $\text{Match}(u, s)$ is true, then there exist a string s_1 such that $\text{Match}(u_1, s_1)$ and $u = \text{StartsWith}(u_1)$. From the inductive hypothesis, we know that $\text{Match}(u_1, s_1)$ holds for any $r_1 \in \llbracket S_1 \rrbracket$. Now consider any regex $r \in \llbracket P \rrbracket$, because we have $r = \text{StartsWith}(r_1)$, s_1 is a prefix of s and $\text{Match}(r_1, s_1)$, we have $\text{Match}(r, s)$.
 - $S = f(S_1, \dots, S_n)$ where $f \in \mathcal{F}_n$ is Contains, EndsWith, Concat, And, Or, Optional, KleeneStar. The proof is similar to that for StartsWith.
 - $S = \text{Not}(S_1)$.
 - (1) We first prove o satisfies (i). Given a string s , suppose there exists a concrete regex $r \in \llbracket S \rrbracket$ such that $\text{Match}(r, s)$ is true. From the semantic of Not, we know that $\neg \text{Match}(r_1, s)$, where $r_1 \in \llbracket S_1 \rrbracket$. From the induction hypothesis, we know that $\neg \text{Match}(u_1, s)$, where u_1 is the under-approximation for S_1 , therefore, $o = \text{Not}(u_1)$ is true. Hence $\text{Match}(o, s)$ is true.
 - (2) We then prove u satisfies (ii). For any string s , suppose $\text{Match}(u, s)$ is true. Since we have $u = \text{Not}(o_1)$, where o_1 is the over-approximation for S_1 , $\text{Match}(o_1, s)$ is false (from the semantics of Not). From the inductive hypothesis, we know that for any $r_1 \in \llbracket S_1 \rrbracket$, $\neg \text{Match}(r_1, s)$. Therefore, for any $r \in \llbracket S \rrbracket$ where $S = \text{Not}(S_1)$, we have $\text{Match}(r, s)$. Therefore, u satisfies (ii).
- Inductive case: $S = g(S_1, \kappa_1, \dots, \kappa_n)$ where $g \in \mathcal{G}_n$. Since $u = \perp$ clearly satisfies (ii), here we only prove that o satisfies (i). Also since the cases for RepeatAtLeast and RepeatRange are similar, here we only prove for Repeat. Given any string s , suppose there exist $r \in \llbracket S \rrbracket$ such that $r = \text{Repeat}(r_1, \kappa)$ and $\text{Match}(r, s)$ is true, where $r_1 \in \llbracket S_1 \rrbracket$. From the semantic of the Repeat operator, we then know $\text{Match}(r_1, s_1), \dots, \text{Match}(r_1, s_\kappa)$ are true, where s is the concatenation of s_1, \dots, s_κ . From inductive hypothesis, we know o_1 matches s_1, \dots, s_κ . From the semantic of RepeatAtLeast, we know that $o = \text{RepeatAtLeast}(o_1, 1)$ matches s , i.e. $\text{Match}(o, s)$ is true. Therefore o satisfies (i).

□

THEOREM 10.2. (Correctness of APPROXIMATE in Figure 11) *Given a partial regex P , APPROXIMATE constructs $\langle o, u \rangle$ where o over-approximates P and u under-approximates P . That is, we have*

$$\begin{aligned} \text{(i)} \quad & \forall s. (\exists r \in \llbracket P \rrbracket. \text{Match}(r, s)) \Rightarrow \text{Match}(o, s) \\ \text{(ii)} \quad & \forall s. \text{Match}(u, s) \Rightarrow (\forall r \in \llbracket P \rrbracket. \text{Match}(r, s)) \end{aligned}$$

PROOF. We prove this by structural induction on P , as follows.

- Base case: P is an h-sketchn S . This case is trivial according to rule (1) and Lemma 10.1.
- Inductive case: P is of the form $f(P_1, \dots, P_n)$ where $f \in \mathcal{F}_n$. By induction, for each P_i ($i = 1, \dots, n$), $\langle o_i, u_i \rangle$ satisfies (i) and (ii). Now, we show that $\langle o, u \rangle$ satisfies (i) and (ii) as well, by considering all possibilities of operator f .
 - $P = \text{StartsWith}(P_1)$. We first prove that o satisfies (i). For any string s , suppose there exists a regex $r = \text{StartsWith}(r_1)$ such that we have $\text{Match}(r, s)$. Then, we have $\text{Match}(r_1, s_1)$ where s_1 is some prefix of s . By induction, we know that (i) holds for P_1 . Thus, we have $\text{Match}(o_1, s_1)$, which implies $\text{Match}(o, s)$ since o is $\text{StartsWith}(o_1)$ according to rule (2) and s_1 is a prefix of s . Therefore, o satisfies (i). Now, we prove that u satisfies (ii). For any string s , suppose we have

$\text{Match}(u, s)$. Since we have $u = \text{StartsWith}(u_1)$ according to rule (2), we have $\text{Match}(u_1, s_1)$ for some prefix s_1 of s . By induction, we know that $\text{Match}(r_1, s_1)$ holds for any $r_1 \in \llbracket P_1 \rrbracket$. Now consider any regex $r \in \llbracket P \rrbracket$. Because we have $r = \text{StartsWith}(r_1)$, s_1 is a prefix of s and $\text{Match}(r_1, s_1)$, we have $\text{Match}(r, s)$. Therefore, u satisfies (ii).

– $P = f(P_1, \dots, P_n)$ where $f \in \mathcal{F}_n$ is Contains, EndsWith, Concat, And, Or, Optional, or KleeneStar. The proof is similar to that for StartsWith.

– $P = \text{Not}(P_1)$. We first prove that o satisfies (i). For any string s , suppose there exists a regex $r = \text{Not}(r_1)$ such that we have $\text{Match}(r, s)$. Then, we have $\neg \text{Match}(r_1, s)$. By induction, we know that (ii) holds for P_1 . Thus, we have $\neg \text{Match}(u_1, s)$, or in other words, $\text{Match}(\text{Not}(u_1), s)$. This implies $\text{Match}(o, s)$ since o is $\text{Not}(u_1)$ according to rule (3). Now we prove that u satisfies (ii). For any string s , suppose we have $\text{Match}(u, s)$. Since we have $u = \text{Not}(o_1)$ according to rule (3), we have $\text{Match}(\text{Not}(o_1, s))$, or in other words, $\neg \text{Match}(o_1, s)$. By induction, we know that (i) holds for P_1 . That is, for any regex $r_1 \in \llbracket P_1 \rrbracket$ we have $\neg \text{Match}(r_1, s)$. Therefore, for any $r \in \llbracket P \rrbracket$ where $P = \text{Not}(P_1)$, we have $\text{Match}(r, s)$. Therefore, u satisfies (ii).

- Inductive case: P is of the form $g(P_1, k_1, \dots, k_n)$ where $g \in \mathcal{G}_{n+1}$ and $k_i \in \mathbb{Z}^+$. The proof is similar to that for StartsWith.
- Inductive case: P is of the form $g(P_1, \kappa_1, \dots, \kappa_n)$ where $g \in \mathcal{G}_{n+1}$ and κ_i is a *symbolic integer*. Since $u = \perp$ clearly satisfies (ii), here we only prove that o satisfies (i). In particular, we prove o satisfies (i) for Repeat and the proofs for RepeatAtLeast and RepeatRange are similar. For any string s , suppose there exists a regex $r = \text{Repeat}(r_1, k)$ such that we have $\text{Match}(r, s)$. Then we have $\text{Match}(r_1, s_1), \dots, \text{Match}(r_1, s_k)$ where s is the concatenation of s_1, \dots, s_k . By induction, we know that $\text{Match}(o_1, s_1), \dots, \text{Match}(o_1, s_k)$, which implies $\text{Match}(o, s)$ since we have $o = \text{RepeatAtLeast}(o_1, 1)$ according to rule (4). Therefore, o satisfies (i).

□

THEOREM 10.3. (Correctness of INFERCONSTANTS in Figure 14) *Suppose given a partial regex P , positive examples \mathcal{E}^+ and negative examples \mathcal{E}^- , INFERCONSTANTS returns Π . Then, for any concrete regex $r \in \llbracket P \rrbracket$ that is consistent with \mathcal{E}^+ and \mathcal{E}^- , we have $r \in \Pi$.*

PROOF. Let the set of concrete regexes represented by the state (P, ϕ) be $\llbracket P \rrbracket_\phi$.

Suppose the constraint returned by the ENCODE procedure be (ϕ, x) . At line 2, we construct a new constraint ψ by conjunction all the $\phi[\text{Len}(s)/x]$ where each $s \in \mathcal{E}^+$. Therefore, from Theorem 10, we know that any concrete regex $r \in \llbracket P \rrbracket$ that is consistent with \mathcal{E}^+ and \mathcal{E}^- , $r \in \llbracket P_0 \rrbracket_\psi$.

We show that (1) at the end of each iteration, for any regex $r \in \llbracket P \rrbracket$ that is consistent with positive and negative examples, r is either in Π or in $\llbracket P' \rrbracket$, for any $(P', \phi) \in \text{worklist}$.

- Base case: iteration = 1, in this case the state pulled from the worklist is (P_0, ψ) . If ψ is UNSAT, we know that none of the program defined by $\llbracket P_0 \rrbracket_\psi$ satisfy the examples, and therefore overall P does not contain any correct regex that is consistent with positive and negative examples from the definition of ψ . For ψ that is satisfiable, if P' is concrete then it is trivial that $P' \cup \llbracket P_0 \rrbracket_{\psi \wedge \kappa \neq \sigma[\kappa]}$ still contains all the $r \in \llbracket P \rrbracket$. If P' is infeasible, from the soundness of the INFEASIBLE procedure we know that none of the $r \in \llbracket P \rrbracket$ such that $r \in \llbracket P' \rrbracket$. Therefore, all the correct $r \in \llbracket P_0 \rrbracket_{\psi \wedge \kappa \neq \sigma[\kappa]}$. And if P' is feasible, notice that $\llbracket P_0 \rrbracket_{\psi \wedge \kappa \neq \sigma[\kappa]} \cup \llbracket P' \rrbracket_{\psi[\kappa < \sigma[\kappa]]} = \llbracket P_0 \rrbracket_\psi$, therefore (1) still holds.
- Inductive case: Suppose for iteration = 2, ..., n , (1) all holds, we now prove that (1) holds for the $n + 1^{\text{th}}$ iteration. Let the state pulled from the worklist at this iteration be (P_n, ϕ_n) . If ϕ_n is UNSAT, then we know $\llbracket P_n \rrbracket_{\phi_n}$ is a empty set. From the inductive hypothesis (1) holds for the n^{th} iteration and therefore (1) still holds for $n + 1$ iteration in this case. The argument for proving other cases are similar as the base case.

We now show that (2) the worklist algorithm will exhaust all the possible assignments of ψ . Observe from line 8-12, at each iteration we replace each state (P, ϕ) with either a state that is more restrictive by blocking one possible assignment for one symbolic integer, or reduce the number of symbolic integer in P by one while the possible assignments defined by ϕ is the same for rest of the symbolic variables. Also since that the total number of possible assignment for P defined by the constraint ψ is finite, and the number of symbolic integer allowed is finite. Eventually, this algorithm will exhaust all the possible assignments of symbolic integer of program P constraint on ψ .

Combining (1) and (2), we know that the worklist will terminates (i.e. the worklist set is empty) and any correct regex $r \in \llbracket P \rrbracket$ is either in the Π or in $\llbracket P' \rrbracket_\phi$ for any $(P', \phi) \in \text{worklist}$, we prove that for any $r \in \llbracket P \rrbracket$ that is consistent with \mathcal{E}^+ and \mathcal{E}^- , $r \in \Pi$, when INFERCONSTANTS returns Π . \square

THEOREM 10.4. (Correctness of ENCODE in Figure 13) *Suppose ENCODE returns (ϕ, x) for a given symbolic program P with n symbolic integers $\kappa_1, \dots, \kappa_n$. Then given a string s , if regex $P[\kappa_1 \triangleleft k_1, \dots, \kappa_n \triangleleft k_n]$ matches s (where $k_i \in [1, \text{MAX}]$, $i = 1, \dots, n$), we have $\kappa_1 = k_1, \dots, \kappa_n = k_n$ is a satisfying assignment of $\phi[\text{len}(s)/x]$.*

PROOF. We proof this by structural induction on P , as follows.

- Base case: P is a character class c . This holds obviously since the length of any string that is matched by c is 1.
- Inductive case: P 's root is annotated with an operator.
 - The operator is $f \in \mathcal{F}_n$. Here, we only show how to prove the case where f is Concat (other cases are similar). Given symbolic program $P = \text{Concat}(P_1, P_2)$ with $\kappa_1, \dots, \kappa_n$, suppose ENCODE(P) returns (ϕ, x) . Now, we show that, if regex $P[\kappa_1 \triangleleft k_1, \dots, \kappa_n \triangleleft k_n]$ matches string s , then $\kappa_1 = k_1, \dots, \kappa_n = k_n$ is a satisfying assignment of $\phi[\text{len}(s)/x]$. Without loss of generality, let us assume P_1 uses $\kappa_1, \dots, \kappa_m$ and P_2 uses $\kappa_{m+1}, \dots, \kappa_n$. We also assume $P_1[\kappa_1 \triangleleft k_1, \dots, \kappa_m \triangleleft k_m]$ matches s_1 and $P_2[\kappa_{m+1} \triangleleft k_{m+1}, \dots, \kappa_n \triangleleft k_n]$ matches s_2 where s is a concatenation of s_1 and s_2 . Since ENCODE(P_i) returns (ϕ_i, x_i) , by induction we know that $\kappa_1 = k_1, \dots, \kappa_m = k_m$ is a satisfying assignment of $\phi_1[\text{len}(s_1)/x_1]$ and $\kappa_{m+1}, \dots, \kappa_n$ is a satisfying assignment of $\phi_2[\text{len}(s_2)/x_2]$. Now we show that $\kappa_1 = k_1, \dots, \kappa_n = k_n$ is a satisfying assignment of $\phi[\text{len}(s)/x]$ where ϕ is $\exists x_1, x_2. x = x_1 + x_2 \wedge \phi_1 \wedge \phi_2$. This obviously holds because we have $\text{len}(s) = \text{len}(s_1) + \text{len}(s_2)$, $\phi_1[\text{len}(s_1)/x_1] = \text{true}$ and $\phi_2[\text{len}(s_2)/x_2] = \text{true}$.
 - The operator is $g \in \mathcal{G}_n$. Here, we only show how to prove the case where g is Repeat (other cases are similar). Given a symbolic program $P = \text{Repeat}(P_1, \kappa)$ where P_1 has symbolic integers $\kappa_1, \dots, \kappa_n$, suppose ENCODE(P) returns (ϕ, x) . Now we show that if regex $P[\kappa \triangleleft k, \kappa_1 \triangleleft k_1, \dots, \kappa_n \triangleleft k_n]$ matches string s , then $\kappa = k, \kappa_1 = k_1, \dots, \kappa_n = k_n$ is a satisfying assignment of $\phi[\text{len}(s)/x]$. Suppose ENCODE(P_1) returns (ϕ_1, x_1) . Since $P[\kappa \triangleleft k, \kappa_1 \triangleleft k_1, \dots, \kappa_n \triangleleft k_n]$ matches string s , we know that $P_1[\kappa_1 \triangleleft k_1, \dots, \kappa_n \triangleleft k_n]$ must match s_1, \dots, s_k where s is the concatenation of s_1, \dots, s_k . By induction, we have that $\kappa_1 = k_1, \dots, \kappa_n = k_n$ is a satisfying assignment of $\phi_1[\text{len}(s_1)/x_1], \dots, \phi_1[\text{len}(s_n)/x_1]$. Now we show that $\kappa = k, \kappa_1 = k_1, \dots, \kappa_n = k_n$ is a satisfying assignment of $\phi[\text{len}(s)/x]$ where ϕ is $\exists x_1, x'_1. (x \geq x_1 \kappa \wedge x \leq x'_1 \kappa) \wedge \phi_1 \wedge \phi'_1[x'_1/x_1] \wedge \phi_2$. This obviously holds (consider $x_1 = \min\{\text{len}(s_1), \dots, \text{len}(s_k)\}$ and $x'_1 = \max\{\text{len}(s_1), \dots, \text{len}(s_k)\}$).

\square

APPENDIX B. SEMPRE GRAMMAR

Recall from the paper that we specify our grammar using rules of the following form:

$\langle \text{target category} \rangle \langle \text{target derivation} \rangle \rightarrow \langle \text{source sequence} \rangle$

The `<target derivation>` is of the format of a semantic function such as `IdentityFn`, `SelectFn`, `sketch.UnarySketchFn` etc. with arguments.

There are two types of arguments:

- `arg:i` represents selecting the i^{th} position from the matched `<source sequence>` and passing it to the function. For example, the rule `$ROOT(SelectFn arg:1) → ($Skip $SKETCH)` selects the first category from the source sequence, which is the `$SKETCH` (Notes that `Sempre` starts indexing from 0).
- `val:n` represents passing the integer value n to the function. For example, the rule `$PROGRAM(sketch.RepeatatleastFn arg:0, val:1) → ($CC1 $MARKER_ONLY)` passes the first category in the matched source sequence `$MARKER_ONLY` and the integer value 1 to the semantic function `sketch.RepeatatleastFn`.

Our grammar consists of two sets of rules: compositional rules and lexical rules. We show them one by one as follows.

B.1 COMPOSITIONAL RULES

Our grammar has the following compositional rules.

Root

```
$ROOT (IdentityFn arg:0) → ($Sketch)
$ROOT (SelectFn arg:1) → ($Skip $SKETCH)
```

Skip tokens rule

```
$Skip (ConstantFn arg:null) → ($LEMMA_PHRASE)
```

Parse a number

```
$INT1 (NumberFn val:NUMBER) → ($LEMMA_PHRASE)
```

Parse a character class or constant to a regex

```
$PROGRAM (IdentifyFn arg:0) → ($CC)
$PROGRAM (IdentifyFn arg:0) → ($CONST)
```

Hierarchical sketch parse rules

```
$SKETCH (sketch.UnarySketchFn arg:0) → ($LIST_PROGRAM)
$LIST_PROGRAM (IdentityFn arg:0) → ($PROGRAM)
$LIST_PROGRAM (sketch.SketchJoinFn arg:0) → ($PROGRAM $LIST_PROGRAM)
```

Operator: NotContain

```
$SKETCH (sketch.NotContainFn arg:1) → ($MARKER_NOTCONTAIN $SKETCH)
$PROGRAM (sketch.NotContainFn arg:1) → ($MARKER_NOTCONTAIN $PROGRAM)
```


Operator: Not

\$SKETCH (sketch.NotFn arg:1) → (\$MARKER_NOT \$SKETCH)
 \$PROGRAM (sketch.NotFn arg:1) → (\$MARKER_NOT \$PROGRAM)
 \$PROGRAM (sketch.NotccFn arg:1) → (\$MARKER_NON1 \$CONST)

Operator: Optional

\$PROGRAM (sketch.OptionalFn arg:1) → (\$MARKER_NOT \$CC)

Operator: StartWith, EndWith

\$PROGRAM (sketch.StartwithFn arg:1) → (\$MARKER_STARTWITH \$PROGRAM)
 \$PROGRAM (sketch.EndwithFn arg:1) → (\$MARKER_ENDWITH \$PROGRAM)
 \$PROGRAM (sketch.EndwithFn arg:0) → (\$PROGRAM \$MARKER_ATEND)

Operator: Concat

\$PROGRAM (sketch.ConcatFn arg:0, arg:2) → (\$PROGRAM \$MARKER_CONCAT \$PROGRAM)
 \$SKETCH (sketch.ConcatFn arg:0, arg:2) → (\$PROGRAM \$MARKER_CONCAT \$SKETCH)
 \$SKETCH (sketch.ConcatFn arg:0, arg:2) → (\$SKETCH \$MARKER_CONCAT \$PROGRAM)
 \$SKETCH (sketch.ConcatFn arg:0, arg:2) → (\$SKETCH \$MARKER_CONCAT \$SKETCH)
 \$PROGRAM (sketch.ConcatFn arg:2, arg:0) → (\$PROGRAM \$MARKER_FOLLOW \$PROGRAM)
 \$SKETCH (sketch.ConcatFn arg:2, arg:0) → (\$PROGRAM \$MARKER_FOLLOW \$SKETCH)
 \$SKETCH (sketch.ConcatFn arg:2, arg:0) → (\$SKETCH \$MARKER_FOLLOW \$PROGRAM)
 \$SKETCH (sketch.ConcatFn arg:2, arg:0) → (\$SKETCH \$MARKER_FOLLOW \$SKETCH)

Operator: Repeat

\$PROGRAM (sketch.RepeatFn arg:1, arg:0) → (\$INT \$CC)
 \$PROGRAM (sketch.RepeatFn arg:0, arg:2) → (\$CC \$MARKER_LENGTH \$INT)
 \$PROGRAM (sketch.RepeatFn arg:2, arg:1) → (\$MARKER_LENGTH \$INT \$CC)
 \$PROGRAM (sketch.RepeatintorintFn arg:3, arg:0, arg:2) → (\$INT1 \$MARKER_OR1 \$INT1 \$CC)

Operator: RepeatAtLeast

\$PROGRAM (sketch.RepeatatleastFn arg:1, val:1) → (\$MARKER_ONLY1 \$CC)
 \$PROGRAM (sketch.RepeatatleastFn arg:0, val:1) → (\$CC1 \$MARKER_ONLY)
 \$PROGRAM (sketch.RepeatatleastFn arg:2, arg:0) → (\$INT1 \$MARKER_ORMORE1 \$CC)
 \$PROGRAM (sketch.RepeatatleastFn arg:0, arg:1) → (\$PROGRAM \$INT1 \$MARKER_ORMORE1)

Operator: RepeatRange

\$PROGRAM (sketch.RepeatrangeFn arg:2, val:1, arg:1) → (\$MARKER_ATMAX1 \$INT \$CC)
 \$PROGRAM (sketch.RepeatrangeFn arg:2, val:1, arg:1) → (\$MARKER_ATMAX \$INT \$CC)
 \$PROGRAM (sketch.RepeatrangeFn arg:1, val:1, arg:0) → (\$INT \$CC)

Extract constants

```

$CC1 (IdentityFn arg:0) → ($CONST_SET)
$CONST_SET (sketch.ConstUnionFn arg:0, arg:1) → ($CONST1 $CONST_SET)
$CONST_SET (sketch.ConstUnionFn arg:0, arg:1) → ($CONST1 $CONST1)
$CONST_SET (sketch.ConstUnionFn arg:0, arg:2) → ($CONST1 $MAKRKER_CONSTSETUNION1 $CONST1)
$CONST_SET (sketch.ConstUnionFn arg:0, arg:2) → ($CONST1 $MAKRKER_CONSTSETUNION1 $CONST_SET)
$CONST_SET (sketch.ConstUnionFn arg:0, arg:2) → ($CCPHRASE1 $MAKRKER_CONSTSETUNION1 $CONST1)
$CONST_SET (sketch.ConstUnionFn arg:0, arg:2) → ($CCPHRASE1 $MAKRKER_CONSTSETUNION1 $CCPHRASE1)
$CONST_SET (sketch.ConstUnionFn arg:0, arg:2) → ($CCPHRASE1 $MAKRKER_CONSTSETUNION1 $CONST_SET)
$CONST1 (sketch.ConstFn arg:0) → (leftquotation $PHRASE rightquotation)

```

“Separated/Split by”

```

$SKETCH (sketch.SepFn arg:0, arg:1) → ($SKETCH $PROGRAM $MARKER_SEP)
$PROGRAM (sketch.SepFn arg:0, arg:1) → ($PROGRAM $PROGRAM $MARKER_SEP)
$SKETCH (sketch.SepFn arg:2, arg:0) → ($PROGRAM $MARKER_BETWEEN $SKETCH)
$PROGRAM (sketch.SepFn arg:2, arg:0) → ($PROGRAM $MARKER_BETWEEN $PROGRAM)
$SKETCH (sketch.SepFn arg:0, arg:2) → ($SKETCH $MARKER_SPLITBY $PROGRAM)

```

“Decimal”

```

$SKETCH (sketch.DecimalFn arg:0, arg:2) → ($PROGRAM $MARKER_DECIMAL $PROGRAM)
$SKETCH (sketch.DecimalFn arg:1, arg:2) → ($MARKER_DECIMAL $PROGRAM $PROGRAM)
$SKETCH (sketch.DecimalFn arg:0, arg:1) → ($PROGRAM $PROGRAM $MARKER_DECIMAL)
$SKETCH (sketch.DecimalFn) → ($MARKER_DECIMALNUM)

```

Skip Rules: we present one example here as a skip rule that is required by Sempre to allow skipping tokens when matching compositional rules. These rules can be generated automatically and hence we don’t count these as part of the compositional rules.

```

$CC (SelectFn arg:0) → ($Skip optional)

```

Lexicon mapping rules: we present one example here that matches lexicons in the lexicon files to base-case target category to allow compositional rules build up on lexicons. These rules can be generated automatically and hence we don’t count these as part of the compositional rules.

```

$CC1 (IdentityFn arg:0) → ($CCPHRASE1)

```

B.2 Lexical rules

The lexical rules in our grammar are shown as follows.

```

$CC <num> → number
$CC <num> → numeric
$CC <num> → numeral
$CC <num> → decimal
$CC <num> → digit
$CC <alphanum> → alphanumeric

```

\$CC <hex> → hexadecimal
 \$CC <any> → string
 \$CC <let> → character
 \$CC <let> → letter
 \$CC <let> → alphabet
 \$CC <low> → lower case letter
 \$CC <low> → small letter
 \$CC <cap> → upper case letter
 \$CC <cap> → capital letter
 \$CC <vow> → vowel
 \$CC <spec> → special character
 \$CC <spec> → special char
 \$CONST <,> → comma
 \$CONST <:> → colon
 \$CONST <;> → semicolon
 \$CONST <space> → space
 \$CONST <_> → underscore
 \$CONST <-> → dash
 \$CONST <%> → percentage sign
 \$CONST <%> → percentage sign
 \$OP.NOT op.not → not
 \$OP.NON op.non → non
 \$OP.OR op.or → or
 \$OP.OPTIONAL op.optional → optional
 \$OP.NOTCONTAIN op.notcontain → not contain
 \$OP.NOTCONTAIN op.notcontain → not allow
 \$OP.ORMORE op.ormore → or more
 \$OP.ORMORE op.ormore → or more time
 \$OP.MAX op.max → max
 \$OP.DECIMAL op.decimal → decimal
 \$OP.DECIMALNUM op.decimalnum → double number
 \$OP.LENGTH op.length → length
 \$OP.CONSTSETUNION op.constsetunion → ,
 \$OP.CONSTSETUNION op.constsetunion → (, optional) or
 \$OP.CONSTSETUNION op.constsetunion → (, optional) and
 \$OP.SEP op.sep → separate
 \$OP.SEP op.sep → delimit
 \$OP.BETWEEN op.between → between
 \$OP.BETWEEN op.between → separated
 \$OP.SPLITBY op.splitby → split by
 \$OP.SPLITBY op.splitby → divide by
 \$OP.ENDWITH op.endwith → end with
 \$OP.ENDWITH op.endwith → finish with
 \$OP.ENDWITH op.endwith → end in
 \$OP.ENDWITH op.endwith → terminate
 \$OP.ATEND op.atend → at end
 \$OP.STARTWITH op.startwith → start with
 \$OP.STARTWITH op.startwith → start in

\$OP.STARTWITH op.startwith → at the begin
\$OP.CONCAT op.concat → before
\$OP.CONCAT op.concat → follow by
\$OP.CONCAT op.concat → next
\$OP.CONCAT op.concat → then
\$OP.CONCAT op.concat → prior to
\$OP.CONCAT op.concat → precede
\$OP.FOLLOW op.follow → after
\$OP.FOLLOW op.follow → bulletpoint
\$OP.ATMAX op.atmax → up to
\$OP.ATMAX op.atmax → at max
\$OP.ONLY op.only → only

APPENDIX C. DEEPREGEX DATA SET

The DEEPREGEX data set is included in the *deepregex* folder of the supplementary materials.

APPENDIX D. STACKOVERFLOW DATA SET

The StackOverflow data set is included in the *stackoverflow* folder of the supplementary materials.