

On Max-Min SINR with MMSE Processing for Uplink Cell-Free Massive MIMO

W. A. Chamalee Wickrama Arachchi, K. B. Shashika Manosha, N. Rajatheva, and M. Latva-aho

Centre for Wireless Communications, University of Oulu, Finland.

{chamalee.wickramaArachchi, manosha.kapuruhamybadalge, nandana.rajatheva, matti.latva-aho}@oulu.fi

Abstract—The problem of max-min signal-to-interference plus noise ratio (SINR) for uplink transmission of cell-free massive multiple-input multiple-output (MIMO) system is considered. We assume that the system is employed with local minimum mean square error (L-MMSE) detection. The objective is to preserve user fairness by solving max-min rate optimization problem, by optimizing transmit power of each user equipment (UE) and weighting coefficients at central processing unit (CPU), subject to a transmit power constraint at each UE. This problem is not jointly convex. Hence, we decompose original problem into two subproblems, particularly for optimizing power allocation and weight coefficients. Then, we propose an iterative algorithm to solve these two subproblems alternately. Weight coefficient subproblem is solved in the form of generalized eigen value problem while power allocation subproblem is solved by approximating as Geometric Programming (GP) problem.

Index Terms—Cell-free massive MIMO, max-min SINR problem, geometric programming, generalized eigen value problem, L-MMSE.

I. INTRODUCTION

Massive MIMO (mMIMO) has become one of the most promising candidates towards fifth generation (5G) systems and beyond due to improved spectral efficiency (SE) without requiring additional bandwidth and transmit power [1]. In contrast to multi-user MIMO (MU-MIMO), mMIMO system deploys hundreds or even thousands of antennas at the base station (BS) exploiting spatial degrees of freedom (DoF) which leads to a huge improvement of throughput. Coordinated multi-point (CoMP), synonymously referred to as multicell operation, is considered as one of the promising ways to improve SE through BS cooperation [2]. CoMP provides improved SE for cell edge users by mitigating inter cell interference through coordination between the interfering and serving BSs.

Cell-free massive MIMO is considered as a hybrid technology which combines distributed MIMO and massive MIMO [3]. It is a user-centric implementation to overcome inter cell interference and provide macro-diversity [4]. Cell-free mMIMO system deploys large number of distributed access points (APs) over a geographical area where number of users are much lower than number of APs. All users are simultaneously served in the same time-frequency resource block by spatially distributed APs. Each AP performs multiplexing with linear receiver processing techniques. In the existing literature, maximum ratio (MR) and MMSE processing are considered [5], [6]. In this study, we evaluate performance of cell-free mMIMO system with multi-antenna APs and L-MMSE detector, in terms of max-min fairness policy. In addition, the excessive handover issue

in small-cell systems can be solved using cell-free topology. Thus, a cell-free massive MIMO has attracted a lot of research interest recently.

The focus of the earlier paper [6] (Corollary 2) was to maximize individual signal-to-interference plus noise ratio (SINR) by only changing weighting coefficients; but, taking powers as fixed. In contrast to previous work, our research objective is to maximize the smallest SINR of the system by changing both transmit power and weight coefficients. In this paper, we propose an iterative algorithm to solve the max-min SINR problem for the uplink of a cell-free mMIMO system employed with L-MMSE detector. Section II describes the system model for uplink cell-free mMIMO which employs L-MMSE detector. Next, Section III presents problem formulation and algorithm derivation of max-min SINR problem. Section IV numerically illustrates the effectiveness of the proposed algorithm. Finally, Section V concludes this paper.

A. Notation

Boldface lowercase and uppercase letters denote vectors and matrices, respectively, and calligraphy letters denote sets. The superscripts T , $*$ and H denote transpose, conjugate, and conjugate transpose, respectively. The multi-variate circularly symmetric complex Gaussian distribution with correlation matrix \mathbf{R} is denoted by $\mathcal{N}_C(\mathbf{0}, \mathbf{R})$ whereas $\mathcal{CN}(0, \sigma^2)$ stands for circularly symmetric complex Gaussian distribution with zero mean, variance σ^2 , and $\mathcal{N}(0, \sigma^2)$ denotes real-valued Gaussian distribution. The set of complex n dimensional vectors is denoted by \mathbb{C}^n and the set of complex $m \times n$ matrices is denoted by $\mathbb{C}^{m \times n}$. The expected value of \mathbf{x} is denoted as $\mathbb{E}\{\mathbf{x}\}$. The $n \times n$ identity matrix is represented as \mathbf{I}_n . Finally, the absolute value of the complex number x is denoted by $|x|$ and Euclidean norm of the vector \mathbf{x} is denoted by $\|\mathbf{x}\|$.

II. SYSTEM MODEL

We consider a cell-free massive MIMO system with L APs each equipped with N antennas and K single antenna users randomly distributed in a large area, as shown in Fig. 1. We assume that $K \ll L$. Each AP is connected to the central processing unit (CPU) through fronthaul connection. The channel co-efficient vector between l th AP and k th UE is denoted by $\mathbf{h}_{kl} \in \mathbb{C}^N$. We model the channel using block fading model where \mathbf{h}_{kl} is fixed during time-frequency blocks of τ_c samples. In other words, coherence block consists of τ_c number of samples. Channel coefficients are independent and

identically distributed (i.i.d) random variables. In each block, \mathbf{h}_{kl} is an independent realization from a correlated Rayleigh fading distribution.

$$\mathbf{h}_{kl} \sim \mathcal{N}_{\mathbb{C}}(\mathbf{0}, \mathbf{R}_{kl}) \quad (1)$$

where $\mathbf{R}_{kl} \in \mathbb{C}^{N \times N}$ is the spatial correlation matrix.

A. Pilot Transmission and Channel Estimation

We consider uplink transmission where all users send uplink pilots and payload data in τ_p and $\tau_c - \tau_p$ samples respectively. In order to estimate the channel coefficients in the uplink, all users send simultaneously pilot sequences of length τ_p to the APs.

Let τ_p mutually orthogonal pilot signals $\phi_1, \dots, \phi_{\tau_p}$ with $\|\phi_t\|^2 = \tau_p$ are used for channel estimation. We consider a large network where $K > \tau_p$ so that each pilot signal is assigned to more than one UE. t_k represents the pilot index assigned to k th UE as $t_k \in \{1, \dots, \tau_p\}$. Then, the received pilot matrix $\mathbf{Z}_l \in \mathbb{C}^{N \times \tau_p}$ at l th AP is given by

$$\mathbf{Z}_l = \sum_{i=1}^K \sqrt{p_i} \mathbf{h}_{il} \phi_{t_i}^T + \mathbf{N}_l, \quad (2)$$

where $p_i \geq 0$ is the transmit power of i th UE, $\mathbf{N}_l \in \mathbb{C}^{N \times \tau_p}$ is the noise at AP. The elements of \mathbf{N}_l are assumed to be independent and identically distributed as $\mathcal{CN}(0, \sigma^2)$ and σ^2 is the noise power.

After AP receives \mathbf{Z}_l , it first correlates \mathbf{Z}_l with corresponding normalized pilot signal $\phi_{t_k}/\sqrt{\tau_p}$, which is denoted as $\mathbf{z}_{t_k l} \triangleq \frac{1}{\sqrt{\tau_p}} \mathbf{Z}_l \phi_{t_k}^* \in \mathbb{C}^N$. It can be simplified as follows:

$$\begin{aligned} \mathbf{z}_{t_k l} &= \sum_{i=1}^K \frac{\sqrt{p_i}}{\sqrt{\tau_p}} \mathbf{h}_{il} \phi_{t_i}^T \phi_{t_k}^* + \frac{1}{\sqrt{\tau_p}} \mathbf{N}_l \phi_{t_k}^* \\ &= \sum_{i \in \mathcal{P}_k} \sqrt{p_i \tau_p} \mathbf{h}_{il} + \mathbf{n}_{t_k l}, \end{aligned} \quad (3)$$

where $\mathbf{n}_{t_k l}$ is an N -dimensional vector distributed as $\mathcal{N}_{\mathbb{C}}(\mathbf{0}, \sigma^2 \mathbf{I}_N)$. After performing correlation operation, the MMSE estimate of channel coefficient vector between l th AP and k th UE, $\hat{\mathbf{h}}_{kl}$ is given by [6],

$$\hat{\mathbf{h}}_{kl} = \sqrt{p_k \tau_p} \mathbf{R}_{kl} \Psi_{t_k l}^{-1} \mathbf{z}_{t_k l}, \quad (4)$$

where $\Psi_{t_k l} = \mathbb{E}\{\mathbf{z}_{t_k l} \mathbf{z}_{t_k l}^H\} = \sum_{i \in \mathcal{P}_k} \tau_p p_i \mathbf{R}_{il} + \mathbf{I}_N$ is the correlation matrix of the received signal $\mathbf{z}_{t_k l}$. The estimate $\hat{\mathbf{h}}_{kl}$ and estimation error $\tilde{\mathbf{h}}_{kl} = \mathbf{h}_{kl} - \hat{\mathbf{h}}_{kl}$ are independent vectors distributed as $\hat{\mathbf{h}}_{kl} \sim \mathcal{N}_{\mathbb{C}}(\mathbf{0}, p_k \tau_p \mathbf{R}_{kl} \Psi_{t_k l}^{-1} \mathbf{R}_{kl})$ and $\tilde{\mathbf{h}}_{kl} \sim \mathcal{N}_{\mathbb{C}}(\mathbf{0}, \mathbf{C}_{kl})$ with

$$\mathbf{C}_{kl} = \mathbb{E}\{\tilde{\mathbf{h}}_{kl} \tilde{\mathbf{h}}_{kl}^H\} = \mathbf{R}_{kl} - p_k \tau_p \mathbf{R}_{kl} \Psi_{t_k l}^{-1} \mathbf{R}_{kl}. \quad (5)$$

B. Uplink Data Transmission

During the uplink data transmission, all users send their signals simultaneously to all APs. The transmitted signal from i th UE is distributed as $s_i \sim \mathcal{CN}(0, p_i)$ and p_i is the transmitted power at i th UE. The N -dimensional receiver noise at l th AP

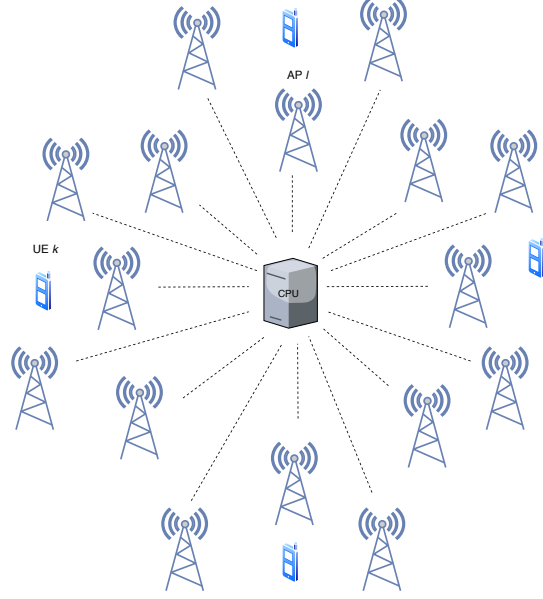


Fig. 1. The uplink of a cell-free Massive MIMO system with K users and L APs.

is distributed as $\mathbf{n}_l \sim \mathcal{N}_{\mathbb{C}}(\mathbf{0}, p_i)$. The received signal at l th AP is given by

$$\mathbf{y}_l = \sum_{i=1}^K \mathbf{h}_{il} s_i + \mathbf{n}_l. \quad (6)$$

We assume that an L-MMSE detector is employed at each AP and the received signal at l th AP is first pre multiplied by \mathbf{v}_{kl} where $\mathbf{v}_{kl} \in \mathbb{C}^N$ is the local combining vector at l th AP to estimate s_k . Let \check{s}_{kl} is the local estimate of k th user at l th AP. The local estimate of s_k is given by

$$\check{s}_{kl} \triangleq \mathbf{v}_{kl}^H \mathbf{y}_l = \mathbf{v}_{kl}^H \mathbf{h}_{kl} s_k + \sum_{i=1, i \neq k}^K \mathbf{v}_{kl}^H \mathbf{h}_{il} s_i + \mathbf{v}_{kl}^H \mathbf{n}_l. \quad (7)$$

The mean squared error (MSE) of k th symbol at l th AP is denoted by $\text{MSE}_{kl} = \mathbb{E}\{|s_k - \mathbf{v}_{kl}^H \mathbf{y}_l|^2 | \{\hat{\mathbf{h}}_{il}\}\}$. The combining vector that minimizes the MSE can be derived by computing the first derivative of conditional expectation and setting it to zero. The optimal combining vector which minimizes the MSE is given by

$$\mathbf{v}_{kl} = p_k \left(\sum_{i=1}^K p_i \left(\hat{\mathbf{h}}_{il} \hat{\mathbf{h}}_{il}^H + \mathbf{C}_{il} \right) + \sigma^2 \mathbf{I}_N \right)^{-1} \hat{\mathbf{h}}_{kl}. \quad (8)$$

The pre processed signals using combining vectors at each AP are then forwarded to CPU for signal detection. The forwarded signals are further multiplied by weight coefficients at CPU to improve achievable rate. CPU does not have the knowledge of the channel estimates and therefore, only channel statistics are utilized to maximize SE.

Let a_{kl} is the weight coefficient of k th user at l th AP. The aggregated signal at CPU to detect s_k is given by

$$\hat{s}_k = \sum_{l=1}^L a_{kl}^* \check{s}_{kl}. \quad (9)$$

By substituting (7) in (9), we can derive that

$$\hat{s}_k = \left(\sum_{l=1}^L a_{kl}^* \mathbf{v}_{kl}^H \mathbf{h}_{kl} \right) s_k + \sum_{l=1}^L a_{kl}^* \left(\sum_{i=1, i \neq k}^K \mathbf{v}_{kl}^H \mathbf{h}_{il} s_i \right) + \mathbf{n}'_k \quad (10a)$$

$$= \mathbf{a}_k^H \mathbf{g}_{kk} s_k + \sum_{i=1, i \neq k}^K \mathbf{a}_k^H \mathbf{g}_{ki} s_i + \mathbf{n}'_k, \quad (10b)$$

where $\mathbf{g}_{ki} = [\mathbf{v}_{k1}^H \mathbf{h}_{i1} \dots \mathbf{v}_{kL}^H \mathbf{h}_{iL}]^T \in \mathbb{C}^L$ is the receive-combined channels between k th UE and each of the APs, $\mathbf{a}_k = [a_{k1} \dots a_{kL}]^T \in \mathbb{C}^L$ is the weighting coefficient vector, $\{\mathbf{a}_k^H \mathbf{g}_{ki} : i = 1, \dots, K\}$ is the set of effective channels, and $\mathbf{n}'_k = \sum_{l=1}^L a_{kl}^* \mathbf{v}_{kl}^H \mathbf{n}_l$.

Using the channel statistics at the CPU, the effective SINR of k th UE can be expressed as [6],

$$\text{SINR}_k = \frac{p_k |\mathbf{a}_k^H \mathbb{E}\{\mathbf{g}_{kk}\}|^2}{\sum_{i=1}^K p_i \mathbb{E}\{|\mathbf{a}_k^H \mathbf{g}_{ki}|^2\} - p_k |\mathbf{a}_k^H \mathbb{E}\{\mathbf{g}_{kk}\}|^2 + \sigma^2 \mathbf{a}_k^H \mathbf{D}_k \mathbf{a}_k} \quad (11a)$$

$$= \frac{p_k |\mathbf{a}_k^H \mathbb{E}\{\mathbf{g}_{kk}\}|^2}{\mathbf{a}_k^H \left(\sum_{i=1}^K p_i \mathbb{E}\{|\mathbf{g}_{ki}|^2\} - p_k |\mathbb{E}\{\mathbf{g}_{kk}\}|^2 + \sigma^2 \mathbf{D}_k \right) \mathbf{a}_k} \quad (11b)$$

$$= \frac{\mathbf{a}_k^H (p_k \mathbb{E}\{\mathbf{g}_{kk}\} (\mathbb{E}\{\mathbf{g}_{kk}\})^H) \mathbf{a}_k}{\mathbf{a}_k^H \left(\sum_{i=1}^K p_i \mathbb{E}\{|\mathbf{g}_{ki}|^2\} - p_k |\mathbb{E}\{\mathbf{g}_{kk}\}|^2 + \sigma^2 \mathbf{D}_k \right) \mathbf{a}_k} \quad (11c)$$

where $\mathbf{D}_k = (\mathbb{E}\{\|\mathbf{v}_{k1}\|^2\}, \dots, \mathbb{E}\{\|\mathbf{v}_{kL}\|^2\}) \in \mathbb{C}^{L \times L}$ and the expectations are with respect to all sources of randomness. Note that the uplink effective SINR of k th UE can be formulated as a generalized Rayleigh quotient [7] with respect to \mathbf{a}_k .

Assuming that UEs transmit with fixed powers, we maximize generalized Rayleigh quotient in (11b). Hence, the optimal weight coefficient vector of k th UE, under fixed power constraints is given by,

$$\mathbf{a}_k = \left(\sum_{i=1}^K p_i \mathbb{E}\{\mathbf{g}_{ki} \mathbf{g}_{ki}^H\} + \sigma^2 \mathbf{D}_k \right)^{-1} \mathbb{E}\{\mathbf{g}_{kk}\} \quad (12)$$

which leads to the maximum value under fixed power constraints,

$$\begin{aligned} \text{SINR}_{k, \max} &= p_k \mathbb{E}\{\mathbf{g}_{kk}^H\} \\ &\times \left(\sum_{i=1}^K p_i \mathbb{E}\{\mathbf{g}_{ki} \mathbf{g}_{ki}^H\} + \sigma^2 \mathbf{D}_k - p_k \mathbb{E}\{\mathbf{g}_{kk}\} \mathbb{E}\{\mathbf{g}_{kk}^H\} \right)^{-1} \mathbb{E}\{\mathbf{g}_{kk}\}. \end{aligned} \quad (13)$$

An achievable rate of k th UE is given by

$$R_k = \left(1 - \frac{\tau_p}{\tau_c} \right) \log_2 (1 + \text{SINR}_k). \quad (14)$$

Max-min rate problem can be formulated such that minimum uplink user rate is maximized subject to individual transmit power constraint at each UE. This max-min rate problem can be formulated as follows:

$$\begin{aligned} &\underset{p_k, \mathbf{a}_k}{\text{maximize}} && R_k \\ &\text{subject to} && \|\mathbf{a}_k\| = 1, \forall k, \\ &&& 0 \leq p_k \leq p_{\max}^{(k)}, \forall k, \end{aligned} \quad (15)$$

where $p_{\max}^{(k)}$ is the maximum transmit power available at user k .

III. PROBLEM FORMULATION AND ALGORITHM DERIVATION

In this section, we design an iterative algorithm as a suboptimal solution to maximize the minimum SINR in cell-free massive MIMO system with L-MMSE detector.

Problem (15) is not jointly convex with respect to optimization variables, \mathbf{a}_k and p_k . Thus, standard convex optimization tools cannot be directly applied to solve problem (15). Therefore, in the sequel, we propose an approach to find suboptimal solution for (15), by alternately solving two sub problems, as illustrated in Fig. 2.

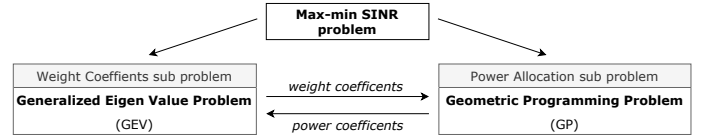


Fig. 2. Flow diagram of proposed algorithm.

A. Weighting Coefficients Design

First, we fixed transmit powers of all UEs and solve the weighting coefficient sub problem to maximize uplink SINR of k th user (11c), for all k . These optimal weight coefficients are obtained by solving optimization problem (16) as follows:

$$\begin{aligned} &\underset{p_k, \mathbf{a}_k}{\text{maximize}} && \frac{\mathbf{a}_k^H (p_k \mathbb{E}\{\mathbf{g}_{kk}\} (\mathbb{E}\{\mathbf{g}_{kk}\})^H) \mathbf{a}_k}{\mathbf{a}_k^H \left(\sum_{i=1}^K p_i \mathbb{E}\{|\mathbf{g}_{ki}|^2\} - p_k |\mathbb{E}\{\mathbf{g}_{kk}\}|^2 + \sigma^2 \mathbf{D}_k \right) \mathbf{a}_k} \\ &\text{subject to} && \|\mathbf{a}_k\| = 1, \forall k \end{aligned} \quad (16)$$

Problem (16) is a generalized eigenvalue problem [8]. The optimal coefficient values can be obtained by determining the generalized eigenvalue of the matrix pair $\mathbf{A}_k = p_k \mathbb{E}\{\mathbf{g}_{kk}\} \mathbb{E}\{\mathbf{g}_{kk}\}^H$ and $\mathbf{B}_k = \sum_{i=1}^K p_i \mathbb{E}\{|\mathbf{g}_{ki}|^2\} - p_k |\mathbb{E}\{\mathbf{g}_{kk}\}|^2 + \sigma^2 \mathbf{D}_k$ corresponding to the maximum generalized eigenvalue.

Algorithm 1

1. Initialize $\mathbf{p}^{(0)} = [p_1^{(0)}, p_2^{(0)}, \dots, p_K^{(0)}]$, $i = 0$
2. Repeat
3. $i = i + 1$
4. Set $\mathbf{p}^{(i)} = \mathbf{p}^{(i-1)}$ and find the optimal weight coefficients $\mathbf{a}^{(i)} = [\mathbf{a}_1^{(i)}, \mathbf{a}_2^{(i)}, \dots, \mathbf{a}_K^{(i)}]$ through solving the generalized eigenvalue Problem (16)
5. Compute $\mathbf{p}^{(i+1)}$ through solving Problem (18)
6. Go back to Step 3 and repeat until required accuracy

B. Power Allocation

We solve the power allocation sub problem by fixing weight coefficients in master problem (15). The power allocation sub problem can be formulated as following max-min problem:

$$\begin{aligned} \max_{p_k} \quad & \min_{k=1, \dots, K} \text{SINR}_k \\ \text{subject to} \quad & 0 \leq p_k \leq p_{\max}^{(k)}, \quad \forall k \end{aligned} \quad (17)$$

Then, problem (17) can be rewritten by introducing a new slack variable as

$$\begin{aligned} \text{maximize} \quad & t \\ \text{subject to} \quad & 0 \leq p_k \leq p_{\max}^{(k)}, \quad \forall k, \\ & \text{SINR}_k \geq t, \quad \forall k. \end{aligned} \quad (18)$$

From (11c) the uplink effective SINR of k th UE can be approximated as follows.

$$\text{SINR}_k \approx \frac{\mathbf{a}_k^H (p_k \mathbb{E}\{\mathbf{g}_{kk}\} (\mathbb{E}\{\mathbf{g}_{kk}\})^H) \mathbf{a}_k}{\mathbf{a}_k^H \left(\sum_{i=1 \neq k}^K p_i \mathbb{E}\{|\mathbf{g}_{ki}|^2\} + \sigma^2 \mathbf{D}_k \right) \mathbf{a}_k} \quad (19)$$

Proposition 1: With the SINR approximation in (19), problem (18) can be approximated into a GP.

Proof: See Appendix A.

Therefore, problem (18) can be formulated as a geometric programming problem which can be solved using convex optimization software. Thus, we proposed an iterative algorithm to find suboptimal solution for master problem (15) by alternately solving these two subproblems. The proposed algorithm is summarized in Algorithm 1.

IV. NUMERICAL RESULTS AND DISCUSSION

In this section, we provide the numerical results to evaluate the performance of our proposed iterative algorithm to find suboptimal solution for max-min SINR problem.

A. Parameters and Setup

We consider cell-free massive MIMO network with parameters summarized in Table 1. The system consists of hundred of four-antenna APs ($L = 40$, $M = 4$) which are uniformly distributed in a grid, covering a square area of 1000×1000 m ($D \times D$). Initially, we divide simulation area into 4 virtual cells in order to facilitate UE placement. It is assumed that total number of UEs as $K = 40$ in which 10 users are randomly dropped in each cell. Eventually, simulation results are averaged

TABLE I
CELL-FREE MASSIVE MIMO NETWORK.

Simulation area	1 km \times 1 km
Bandwidth	20 MHz
Number of APs	$L = 100$
Number of UEs	$K = 40$
Number of Antennas per AP	$N = 4$
UL noise power	-96 dBm
Samples per coherence block	$\tau_c = 200$
Pilot reuse factors	1, 4 and 8

over 100 UE distributions. Here, we consider communication over a 20 MHz bandwidth with a receiver noise power σ^2 of -96 dBm [6]. It is assumed that maximum transmit power of each UE lies between 90 mW - 110 mW and all UEs transmit at their maximum transmit power in channel estimation phase. Moreover, simulations are performed over three cases of pilot reuse factors ($f = 1, 4, 8$). For pilot reuse factor of 1 (mutually orthogonal pilot assignment), we assume that $\tau_p = K$, however τ_p is reduced with higher reuse factors.

Similar to [6], 3GPP urban microcell model is considered as propagation model with 2 GHz carrier frequency. Small scale fading coefficients are generated using correlated Rayleigh fading in which Gaussian local scattering model with 15° angular standard deviation [7, Sec. 2.6] contributes for the spatial correlation matrix. Moreover, large scale fading coefficients are generated independently as follows [6]:

$$\beta_{kl} [\text{dB}] = -30.5 - 36.7 \log_{10} \left(\frac{d_{kl}}{1 \text{ m}} \right) + F_{kl} \quad (20)$$

where d_{kl} is the distance between UE k and AP l and $F_{kl} \sim \mathcal{N}(0, 4^2)$ is the shadow fading.

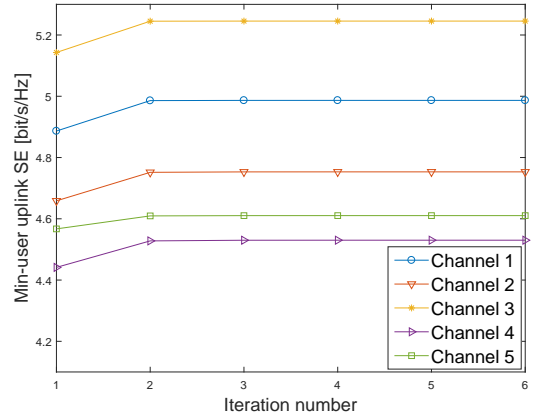


Fig. 3. The convergence of the proposed max-min SINR approach for $L = 100$, $K = 40$, $N = 4$, $f = 4$ and $D = 1$ km.

B. Results and Discussions

In this subsection, we evaluate the performance of our proposed algorithm with respect to fixed power scenario. We first compare the cumulative distribution of the achievable uplink rate of given simulation setup with pilot reuse factor of 4. As illustrated in Fig. 4, proposed algorithm significantly outperforms due to the fact that optimization is performed over both power and weight coefficients. Next, we investigate the

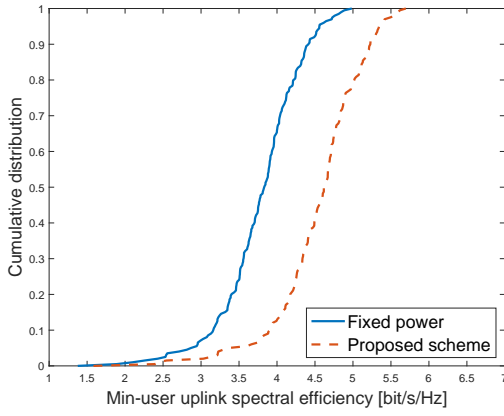


Fig. 4. The cumulative distribution of the per-user uplink rate, with orthogonal and random pilots for $L = 100$, $K = 40$, $N = 4$ and $D = 1$ km.

convergence of our proposed algorithm over set of different channel realizations. Fig. 3 shows the convergence behavior of the proposed algorithm. The convergence to a suboptimal solution is possible within a very small number of iterations. Moreover, we evaluate cumulative distribution for three cases of mutually orthogonal pilots, $f = 2$ and $f = 4$. For this simulation, cell-free massive MIMO system is considered with 64 APs ($L = 64$) and 16 of two-antenna ($M = 2$) users ($K = 16$). Fig. 5 presents the cumulative distribution of the achievable uplink rate for the proposed algorithm and fixed power scheme for three different pilot assignments. The results show that even for different pilot assignments, the performance of proposed scheme is higher compared to fixed power case. However, in the case of orthogonal pilot assignment, there is a prominent increase in the min-user uplink rate compared to non-orthogonal pilot schemes. Among non-orthogonal pilot assignments, $f = 2$ case outperforms over $f = 4$ case due to the fact that channel estimation error increases with pilot reuse.

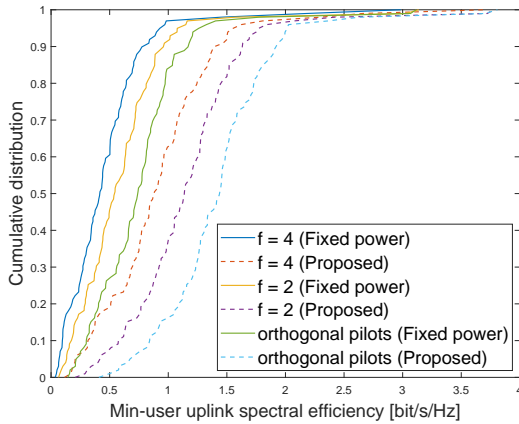


Fig. 5. Min-user uplink rate with different pilot reuse factors $L = 64$, $K = 16$, $N = 2$ and $D = 1$ km. The dashed curves refer to the proposed Algorithm 1, while the solid curves present the fixed power case.

V. CONCLUSIONS

The max-min optimization problem in the uplink cell-free massive MIMO system with L-MMSE receiver is considered. We proposed an efficient, iterative and suboptimal solution to maximize the smallest SINR by changing both weight and power coefficients. Although the original problem is nonconvex, the proposed algorithm finds fast and suboptimal solution. The original problem was decomposed into two subproblems. Weight coefficient sub problem was solved using generalized eigen value problem whereas approximated version of power coefficient problem was solved by geometric programming problem. Effectiveness of the proposed algorithm is depicted in the simulation result which maximizes the smallest SINR of the system, in each iteration. The proposed algorithm requires no additional precautions in the initialization, and convergence to a suboptimal solution is possible within a very small number of iterations. These simulation results validate that the smallest SINR of the system is higher with proposed algorithm, in comparison to fixed power scheme. Moreover, investigating the effectiveness of the proposed scheme under realistic channel conditions [18], [19] is an interesting topic for future work.

APPENDIX A: PROOF OF PROPOSITION 1

The standard form of GP is defined as follows [9]:

$$\begin{aligned} & \text{minimize} && f_0(\mathbf{x}) \\ & \text{subject to} && f_i(\mathbf{x}) \leq 1, i = 1, \dots, m, \\ & && g_i(\mathbf{x}) = 1, i = 1, \dots, p \end{aligned} \quad (21)$$

where f_i is a posynomial function and g_i is a monomial function. The optimization variables are denoted by \mathbf{x} which is an n -dimensional vector. The form of the SINR constraint in (18) is not a posynomial function. Therefore, it can be first rewritten and then approximated into a posynomial function as follows.

$$\frac{\mathbf{a}_k^H \left(\sum_{i=1}^K p_i \mathbb{E}\{|\mathbf{g}_{ki}|^2\} - p_k |\mathbb{E}\{\mathbf{g}_{kk}\}|^2 + \sigma^2 \mathbf{D}_k \right) \mathbf{a}_k}{\mathbf{a}_k^H (p_k \mathbb{E}\{\mathbf{g}_{kk}\} (\mathbb{E}\{\mathbf{g}_{kk}\})^H) \mathbf{a}_k} < \frac{1}{t}, \quad \forall k. \quad (22)$$

From (19), SINR constraint can be approximated as follows.

$$\frac{\mathbf{a}_k^H \left(\sum_{i=1 \neq k}^K p_i \mathbb{E}\{|\mathbf{g}_{ki}|^2\} + \sigma^2 \mathbf{D}_k \right) \mathbf{a}_k}{\mathbf{a}_k^H (p_k \mathbb{E}\{\mathbf{g}_{kk}\} (\mathbb{E}\{\mathbf{g}_{kk}\})^H) \mathbf{a}_k} < \frac{1}{t}, \quad \forall k. \quad (23)$$

With a simple rearrangement, (23) can be converted to following equivalent inequality.

$$p_k^{-1} \left(\sum_{i \neq k}^K a_{ki} p_i + c_k \right) < \frac{1}{t}, \quad (24)$$

where $a_{ki} = \frac{\mathbf{a}_k^H (\mathbb{E}\{|\mathbf{g}_{ki}|^2\}) \mathbf{a}_k}{\mathbf{a}_k^H (\mathbb{E}\{\mathbf{g}_{kk}\} (\mathbb{E}\{\mathbf{g}_{kk}\})^H) \mathbf{a}_k}$ and $c_k = \frac{\mathbf{a}_k^H \mathbf{D}_k \mathbf{a}_k}{\mathbf{a}_k^H (\mathbb{E}\{\mathbf{g}_{kk}\} (\mathbb{E}\{\mathbf{g}_{kk}\})^H) \mathbf{a}_k}$. The left-hand side of (24) is a posynomial function. Both inequality constraint and objective function are in the form of posynomial function. Therefore, approximated version of the power allocation problem (18) is a standard GP problem as defined in (21). It completes the proof of Proposition 1.

REFERENCES

- [1] T. L. Marzetta, "Noncooperative cellular wireless with unlimited numbers of base station antennas," *IEEE Transactions on Wireless Communications*, vol. 9, no. 11, pp. 3590–3600, November 2010.
- [2] R. Imer, H. Droste, P. Marsch, M. Grieger, G. Fettweis, S. Brueck, H. Mayer, L. Thiele, and V. Jungnickel, "Coordinated multipoint: Concepts, performance, and field trial results," *IEEE Communications Magazine*, vol. 49, no. 2, pp. 102–111, February 2011.
- [3] H. Q. Ngo, A. Ashikhmin, H. Yang, E. G. Larsson, and T. L. Marzetta, "Cell-free massive mimo versus small cells," *IEEE Transactions on Wireless Communications*, vol. 16, no. 3, pp. 1834–1850, March 2017.
- [4] G. Interdonato, E. Björnson, H. Q. Ngo, Pål K. Frenger, and E. G. Larsson, "Ubiquitous cell-free massive MIMO communications," *CoRR*, vol. abs/1804.03421, 2018.
- [5] M. Bashar, K. Cumanan, A. G. Burr, M. Debbah, and H. Q. Ngo, "Enhanced max-min sinr for uplink cell-free massive mimo systems," in *2018 IEEE International Conference on Communications (ICC)*, May 2018, pp. 1–6.
- [6] E. Björnson and L. Sanguinetti, "Making cell-free massive MIMO competitive with MMSE processing and centralized implementation," *CoRR*, vol. abs/1903.10611, 2019.
- [7] E. Björnson, J. Hoydis, and L. Sanguinetti, *Massive MIMO Networks: Spectral, Energy, and Hardware Efficiency*, now, 2017.
- [8] G. H. Golub and Charles F. V. Loan, *Matrix Computations (3rd Ed.)*, Johns Hopkins University Press, Baltimore, MD, USA, 1996.
- [9] S. Boyd and L. Vandenberghe, *Convex Optimization*, Cambridge University Press, 2004.