

Crossing Numbers of Beyond-Planar Graphs^{*}

Markus Chimani¹, Philipp Kindermann², Fabrizio Montecchiani³, and
Pavel Valtr⁴

¹ Osnabrück University, Germany; markus.chimani@uos.de

² University of Würzburg, Germany; philipp.kindermann@uni-wuerzburg.de

³ University of Perugia, Italy; fabrizio.montecchiani@unipg.it

⁴ Charles University in Prague, Czech Republic; valtr@kam.mff.cuni.cz

Abstract. We study the 1-planar, quasi-planar, and fan-planar crossing number in comparison to the (unrestricted) crossing number of graphs. We prove that there are n -vertex 1-planar (quasi-planar, fan-planar) graphs such that any 1-planar (quasi-planar, fan-planar) drawing has $\Omega(n)$ crossings, while $\mathcal{O}(1)$ crossings suffice in a crossing-minimal drawing without restrictions on local edge crossing patterns.

1 Introduction

The *crossing number* of a graph G , denoted by $\text{cr}(G)$, is the smallest number of pairwise edge crossings over all possible drawings of G . Many papers are devoted to the study of this parameter, refer to [21,24] for surveys. In particular, minimizing the number of crossings is one of the seminal problems in graph drawing (see, e.g., [2,3,22]), whose importance has been further witnessed by user studies showing how edge crossings may deteriorate the readability of a diagram [19,20,25]. On the other hand, determining the crossing number of a graph is NP-hard [5] and can be solved exactly only on small/medium instances [6]. On the positive side, the crossing number is fixed-parameter tractable in the number of crossings [14] and can be approximated by a constant factor for graphs of bounded degree and genus [9].

A recent research stream studies graph drawings where, rather than minimizing the number of crossings, some edge crossing patterns are forbidden; refer to [4,8,10,11] for surveys and reports. A key motivation for the study of so-called *beyond-planar graphs* are recent cognitive experiments showing that already the absence of specific kinds of edge crossing configurations has a positive impact on the human understanding of a graph drawing [12,17]. Of particular interest for us are three families of beyond-planar graphs that have been extensively studied, namely the k -planar, fan-planar, and k -quasi-planar graphs; refer to [8] for additional families. A k -planar drawing is such that each edge is crossed at most

^{*} Research in this work started at the Bertinoro Workshop on Graph Drawing 2019. MC was supported by DFG under grant CH 897/2-2. FM was supported in part by MIUR under grant 20174LF3T8 AHeAD: efficient Algorithms for HARnessing networked Data.

Table 1: Lower and upper bounds the crossing ratio of beyond-planar graphs.

Graph class	lower bound	upper bound
1-planar	$n/2 - 1$	$n/2 - 1$
quasi-planar	$\Omega(n)$	$O(n^2)$
k -quasi-planar	$\Omega(n/k^3)$	$f(k) \cdot n^2 \log^2 n$
fan-planar	$\Omega(n)$	$O(n^2)$

$k \geq 1$ times [18] (see also [15] for a survey on 1-planarity). A k -quasi planar drawing does not have $k \geq 3$ mutually crossing edges [1]. A *fan-planar drawing* does not contain two independent edges that cross a third one or two adjacent edges that cross another edge from different “sides” [13]. A graph is k -planar (k -quasi-planar, *fan-planar*) if it admits a k -planar (k -quasi-planar, fan-planar) drawing; a 3-quasi-planar graph is simply called *quasi-planar*.

In this context, an intriguing question is to what extent edge crossings can be minimized while forbidding such local crossing patterns. In particular, we ask whether avoiding local crossing patterns in a drawing of a graph may enforce an overall large number of crossings, whereas only a few crossings would suffice in a crossing-minimal drawing of the graph. We answer this question in the affirmative for the above-mentioned three families of beyond-planar graphs. Our contribution are summarized in Table 1.

1. In Section 2, we prove that there exist n -vertex 1-planar graphs such that the ratio between the minimum number of crossings in a 1-planar drawing of one such graph and its crossing number is $n/2 - 1$. This result can be easily extended to k -planar graphs if we allow parallel edges.
2. In Section 3, we prove that there exist n -vertex quasi-planar graphs such that the ratio between the minimum number of crossings in a quasi-planar drawing of one such graph and its crossing number is $\Omega(n)$. Similarly, a $\Omega(n/k^3)$ bound can be proved for k -quasi-planar graphs.
3. In Section 4, we prove that there exist n -vertex fan-planar graphs such that the ratio between the minimum number of crossings in a fan-planar drawing of one such graph and its crossing number is $\Omega(n)$.

The lower bound in Result 1 is tight. Since fan-planar and quasi-planar graphs have $\mathcal{O}(n)$ edges, the lower bounds in Results 2 and 3 are a linear factor from the trivial upper bound $\mathcal{O}(n^2)$, and it remains open whether such an upper bound can be achieved (see Section 5). All results are based on nontrivial constructions that exhibit interesting structural properties of the investigated graphs.

Notation and Definitions. We assume familiarity with standard definitions about graph drawings and embeddings of planar and nonplanar graphs (see, e.g., [7,8]). In a drawing of a graph, we assume that an edge does not contain a vertex other than its endpoints, no two edges meet tangentially, and no three edges share a crossing. It suffices to only consider *simple* drawings where any two edges intersect in at most one point, which is either a common endpoint or an interior

point where the two edges properly cross. Thus, in a simple drawing, any two adjacent edges do not cross and any two non-adjacent edges cross at most once.

We define the *k-planar crossing number* of a *k*-planar graph G , denoted by $\text{cr}_{k\text{-pl}}(G)$, as the minimum number of crossings over all *k*-planar drawings of G . The *k-planar crossing ratio* $\varrho_{k\text{-pl}}$ is the supremum of $\text{cr}_{k\text{-pl}}(G)/\text{cr}(G)$ over all *k*-planar graphs G . Analogously, we define the *quasi-planar* and the *fan-planar crossing number* of a graph G , denoted by $\text{cr}_{\text{quasi}}(G)$ and $\text{cr}_{\text{fan}}(G)$, as well as the *quasi-planar* and the *fan-planar crossing ratio*, denoted by ϱ_{quasi} and ϱ_{fan} .

2 The 1-planar crossing ratio

An n -vertex 1-planar graph has at most $4n - 8$ edges and a 1-planar drawing has at most $n - 2$ crossings, that is $\text{cr}_{1\text{-pl}}(G) \leq n - 2$ [15]. Observe that for $\text{cr}(G) < \text{cr}_{1\text{-pl}}(G)$ it has to hold that $\text{cr}(G) \geq 2$. It follows that the 1-planar crossing ratio is $\varrho_{1\text{-pl}} \leq n/2 - 1$. We show that this bound can be achieved.

Theorem 1. *For every $\ell \geq 7$, there exists a 1-planar graph G_ℓ with $n = 11\ell + 2$ vertices such that $\text{cr}_{1\text{-pl}}(G_\ell) = n - 2$ and $\text{cr}(G_\ell) = 2$, which yields the largest possible 1-planar crossing ratio.*

The construction of G_ℓ consists of three parts: a rigid graph P that has to be drawn planar in any 1-planar drawing; its dual P^* ; a set of *binding* edges and one *special* edge that force P and P^* to be intertwined in any 1-planar drawing.

To obtain P , we utilize a construction introduced by Korzhik and Mohar [16]. They construct graphs H_ℓ that are the medial extension of the Cartesian product of the path of length 2 and the cycle of length ℓ ; see Fig. 1a. They prove that H_ℓ has exactly one 1-planar embedding on the sphere, and that embedding is crossing-free. We choose $P = H_\ell$ as our rigid graph and fix its (1-)planar embedding (when we will refer to P , we will usually mean this embedding).

Let P^* be the dual of P , obtained by placing a dual vertex h^* into each face h of P and connecting two dual vertices if their corresponding faces share an edge; see Fig. 1b. Since P has 5ℓ vertices and 11ℓ edges, by Euler’s polyhedra formula it has $6\ell + 2$ faces; thus, P^* has $6\ell + 2$ vertices and 11ℓ edges.

Obviously, $P \cup P^*$ can be drawn planar, as both P and P^* are planar and disjoint. All faces of P have size 3 or 4, except two large (called *polar*) faces f and g of size ℓ . We create a graph G' by adding ℓ *binding* edges to $P \cup P^*$ between f^* (the vertex of P^* corresponding to face f) and the vertices of P that are incident to f . This forces f^* to be drawn in face f in any 1-planar drawing. In Appendix A, we prove the following lemma, cf. Fig. 1c and Fig. 1d.

Lemma 2. *G' has only two types of 1-planar embeddings (up to the choice of the outer face): a planar one where P^* lies completely inside face f of P ; and a 1-planar embedding where f^* lies inside f , g^* lies inside g , and each edge of P crosses an edge of P^* and vice versa.*

Let z be a vertex of P on the boundary of f . Let y be the face of size 4 that has z on its boundary. Let x be the degree-6 vertex on the boundary of y . We

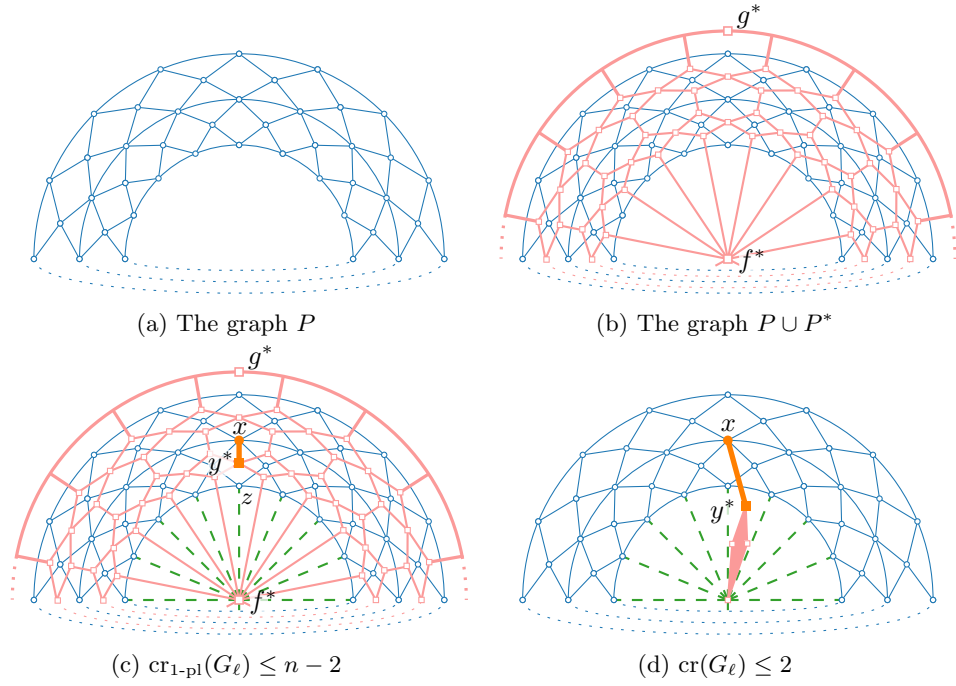


Fig. 1: Construction of the graph G_ℓ in the proof of Theorem 1. Blue circles and edges are P ; red squares and bold edges are P^* ; green dashed edges are the binding edges; and the orange very bold edge is the special edge.

obtain G_ℓ from G' by adding the *special* edge (x, y^*) . In the planar embedding of Lemma 2, P^* and thus y^* lies inside face f of P , so (x, y^*) has to cross at least two edges of P ; see Fig. 1d. Choosing the face that corresponds to z as the outer face of P^* gives a non-1-planar drawing of G_ℓ with 2 crossings.

Hence, G' has to be drawn in the second way of Lemma 2; see Fig. 1c. Here, the edge (x, y^*) can be added without further crossings. Graph G_ℓ consists of $n = 11\ell + 2$ vertices in total. Both P and P^* have 11ℓ edges, and each of them is crossed, so there are $n - 2$ crossings in total, which is the maximum possible in a 1-planar drawing. Hence, $\text{cr}_{1\text{-pl}}(G_\ell) = n - 2$ and $\text{cr}(G_\ell) = 2$, so $\varrho_{1\text{-pl}} \leq n/2 - 1$.

The construction used in the proof of Theorem 1 can be generalized to k -planar multigraphs. It suffices to replace each edge of G_ℓ , except the special edge, by a bundle of k parallel edges:

Corollary 3. *For every $\ell \geq 6$, there exists a k -planar multigraph $G_{\ell,k}$ with $n = 11\ell + 2$ vertices and maximum edge multiplicity k such that $\text{cr}_{k\text{-pl}}(G_{\ell,k}) = k^2(n - 2)$ and $\text{cr}(G_{\ell,k}) = 2k$, thus $\varrho_{k\text{-pl}} \geq k(n - 2)/2$.*

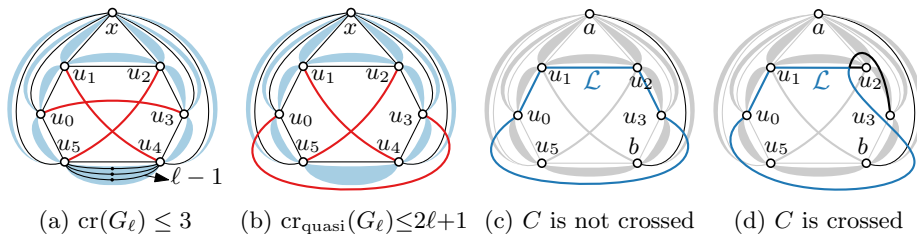


Fig. 2: Illustration for the proof of Theorem 4.

3 The quasi-planar crossing ratio

An n -vertex quasi-planar graph G has at most $6.5n - 20$ edges, thus $\text{cr}_{\text{quasi}}(G) \in \mathcal{O}(n^2)$ [8]. For $\text{cr}(G) < \text{cr}_{\text{quasi}}(G)$ it has to hold that $\text{cr}(G) \geq 2$, and hence $\varrho_{\text{quasi}} \in \mathcal{O}(n^2)$. We show that the quasi-planar crossing ratio is unbounded, even for $\text{cr}(G) \leq 3$:

Theorem 4. *For every $\ell \geq 2$, there exists a quasi-planar graph G_ℓ with $n = 12\ell - 5$ vertices such that $\text{cr}_{\text{quasi}}(G_\ell) \geq \ell$ and $\text{cr}(G_\ell) \leq 3$, thus $\varrho_{\text{quasi}} \in \Omega(n)$.*

In order to prove Theorem 4, we begin with a technical lemma.

Lemma 5. *Let G be a graph containing two independent edges (u, v) and (w, z) . Suppose that u and v (w and z , resp.) are connected by a set Π_{uv} (Π_{wz} , resp.) of $\ell - 1$ paths of length two. Let Γ be a drawing of G . If (u, v) and (w, z) cross in Γ , then Γ contains at least ℓ crossings.*

Proof. Suppose that (u, v) and (w, z) cross. If each of the $\ell - 1$ paths in Π_{wz} crosses (u, v) , then the claim follows. Assume otherwise that at least one of these paths does not cross (u, v) . This path forms a 3-cycle t with (w, z) ; the $\ell - 1$ paths of Π_{uv} all cross at least one edge of t , which proves the claim. \square

Proof (of Theorem 4). Let G_ℓ be the graph constructed as follows; cf. Fig. 2a. Start with a 6-cycle $C = \langle u_0, u_1, \dots, u_5 \rangle$, and a vertex x connected to each of C , yielding graph G' . Extend each edge of G' by adding $\ell - 1$ disjoint paths of length two between its endpoints. Finally, add special edges (u_i, u_{i+3}) , $i = 0, 1, 2$.

The resulting graph G_ℓ has $n = 12(\ell - 1) + 7 = 12\ell - 5$ vertices and admits a drawing with 3 crossings, so $\text{cr}(G_\ell) \leq 3$; see Fig. 2a. Note that G_ℓ admits a quasi-planar drawing with $2\ell + 1$ crossings as shown in Fig. 2b. We prove that $\text{cr}_{\text{quasi}}(G_\ell) \geq \ell$. Let Γ be a quasi-planar drawing of G_ℓ . If there are two edges of G' that cross each other, then the claim follows by Lemma 5.

If no special edge would cross G' , they would all be drawn within the unique face of size 6 in G' . They would mutually cross, contradicting quasi-planarity.

Thus, at least one special edge, say $s = (u_0, u_3)$, crosses an edge (a, b) of G' . Consider the closed (possibly self-intersecting) curve \mathcal{L} composed of s plus the

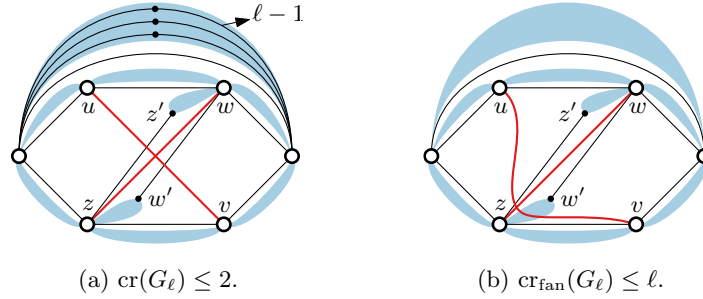


Fig. 3: Illustration for the proof of Theorem 7.

subpath of C connecting u_0 to u_3 and containing none of the vertices a and b . This curve partitions the plane into two or more regions, and a and b lie in different regions; see Fig. 2c–Fig. 2d for an illustration. Thus (a, b) and the $\ell - 1$ paths connecting a and b cross \mathcal{L} , yielding ℓ crossings in Γ , as desired. \square

The above proof can be straight-forwardly extended to k -quasi-planar graphs by using exactly the same construction in which the cycle C has length $2k$. Note that any k -quasi-planar graph has at most $c_k n \log n$ edges, where c_k depends only on k [23], so $\varrho_{\text{quasi}} \leq f(k) \cdot n^2 \log^2 n$.

Corollary 6. *For every $\ell \geq 2$ and $k \geq 3$, there exists a k -quasi-planar graph $G_{\ell,k}$ with $n = 2k(\ell + 1) + 1$ vertices such that $\text{cr}_{\text{quasi}}(G_{\ell,k}) \geq \ell$ and $\text{cr}(G_{\ell,k}) \leq k(k - 1)/2$, thus $\varrho_{\text{quasi}} \in \Omega(n/k^3)$.*

4 The fan-planar crossing ratio

An n -vertex fan-planar graph G has at most $5n - 10$ edges, thus $\text{cr}_{\text{fan}}(G) \in \mathcal{O}(n^2)$ [8]. For $\text{cr}(G) < \text{cr}_{\text{fan}}(G)$ it has to hold that $\text{cr}(G) \geq 2$, and hence $\varrho_{\text{fan}} \in \mathcal{O}(n^2)$. We show that the fan-planar crossing ratio is unbounded, even for $\text{cr}(G) = 3$.

Theorem 7. *For every $\ell \geq 2$, there exists a fan-planar graph G_ℓ with $n = 9\ell + 1$ vertices such that $\text{cr}_{\text{fan}}(G_\ell) = \ell$ and $\text{cr}(G_\ell) = 3$, thus $\varrho_{\text{fan}} \in \Omega(n)$.*

Proof. Let G_ℓ be the graph constructed as follows; cf. Fig. 3a. Start with a $K_{3,3}$. Extend each edge of the $K_{3,3}$ by adding $\ell - 1$ disjoint paths of length two between its endpoints, except for two independent edges (u, v) and (w, z) . Add vertices w' and z' , edges $\bar{w} = (w, w')$ and $\bar{z} = (z, z')$, ℓ disjoint paths of length two connecting w' and z , and ℓ disjoint paths of length two connecting z' and w .

Graph G_ℓ has $n = 6 + 7(\ell - 1) + 2 + 2\ell = 9\ell + 1$ vertices and admits a drawing with three crossings, see Fig. 3a. Recall that we obtain a subdivision of a graph G by subdividing (even multiple times) any subset of its edges. G_ℓ contains three

subdivisions of $K_{3,3}$ sharing only edge (u, v) , and thus each subdivision requires at least one distinct crossing in any drawing. It follows that $\text{cr}(G_\ell) = 3$. Note that G_ℓ admits a fan-planar drawing with ℓ crossings, cf. Fig. 3b. We prove that $\text{cr}_{\text{fan}}(G_\ell) = \ell$. Let Γ be a fan-planar drawing of G_ℓ . If any two extended edges cross each other, then the claim follows by Lemma 5. Assume they do not:

G_ℓ contains ℓ subdivisions of $K_{3,3}$ that share only (u, v) and \bar{w} . Since each $K_{3,3}$ subdivision requires at least one crossing, there are either ℓ crossings in Γ (proving the claim), or (u, v) crosses \bar{w} . Similarly, G_ℓ contains ℓ $K_{3,3}$ subdivisions that share only (u, v) and \bar{z} , and we can assume that (u, v) crosses \bar{z} . But fan-planarity forbids (u, v) to cross both \bar{w} and \bar{z} . \square

5 Open problems

The main open question is whether there exist fan-planar and quasi-planar graphs whose crossing ratio is $\Omega(n^2)$. In fact, we conjecture that this bound can be reached, but proving our suspected constructions turns out to be elusive. Another natural research direction is to extend our results to further families of beyond-planar graphs, such as k -gap planar graphs or fan-crossing-free graphs (refer to [8] for definitions). Finally, we may ask whether similar lower bounds can be proved in the geometric setting (i.e., when the edges are drawn as straight-line segments).

References

1. Alon, N., Erdős, P.: Disjoint edges in geometric graphs. *Discrete Comput. Geom.* **4**, 287–290 (1989). <https://doi.org/10.1007/BF02187731>
2. Batini, C., Furlani, L., Nardelli, E.: What is a good diagram? A pragmatic approach. In: *Proc. 4th Int. Conf. Entity-Relationship Approach (ER'85)*. pp. 312–319 (1985), <http://dl.acm.org/citation.cfm?id=647510.726382>
3. Batini, C., Nardelli, E., Tamassia, R.: A layout algorithm for data flow diagrams. *IEEE Trans. Software Eng.* **12**(4), 538–546 (1986). <https://doi.org/10.1109/TSE.1986.6312901>
4. Bekos, M.A., Kaufmann, M., Montecchiani, F.: Guest editors' foreword and overview - Special issue on graph drawing beyond planarity. *J. Graph Algorithms Appl.* **22**(1), 1–10 (2018). <https://doi.org/10.7155/jgaa.00459>
5. Bienstock, D.: Some provably hard crossing number problems. *Discrete Comput. Geom.* **6**, 443–459 (1991). <https://doi.org/10.1007/BF02574701>
6. Chimani, M., Mutzel, P., Bomze, I.: A new approach to exact crossing minimization. In: *Proc. 16th Europ. Symp. Algorithms (ESA'08)*. pp. 284–296. No. 5193 in LNCS, Springer (2008). https://doi.org/10.1007/978-3-540-87744-8_24
7. Di Battista, G., Eades, P., Tamassia, R., Tollis, I.G.: *Graph Drawing*. Prentice-Hall (1999)
8. Didimo, W., Liotta, G., Montecchiani, F.: A survey on graph drawing beyond planarity. *ACM Comput. Surv.* **52**(1), 4:1–4:37 (2019). <https://doi.org/10.1145/3301281>

9. Hliněný, P., Chimani, M.: Approximating the crossing number of graphs embeddable in any orientable surface. In: Charikar, M. (ed.) Proc. 21st Ann. ACM-SIAM Symp. Discr. Algorithms (SODA'10). pp. 918–927. SIAM (2010). <https://doi.org/10.1137/1.9781611973075.74>
10. Hong, S., Kaufmann, M., Kobourov, S.G., Pach, J.: Beyond-planar graphs: Algorithmics and combinatorics (dagstuhl seminar 16452). Dagstuhl Reports **6**(11), 35–62 (2016). <https://doi.org/10.4230/DagRep.6.11.35>
11. Hong, S., Tokuyama, T.: Algorithmics for beyond planar graphs (NII shonan meeting 2016-17). NII Shonan Meet. Rep. **2016** (2016), <http://shonan.nii.ac.jp/shonan/report/no-2016-17/>
12. Huang, W., Eades, P., Hong, S.: Larger crossing angles make graphs easier to read. J. Vis. Lang. Comput. **25**(4), 452–465 (2014). <https://doi.org/10.1016/j.jvlc.2014.03.001>
13. Kaufmann, M., Ueckerdt, T.: The density of fan-planar graphs. Arxiv Report **abs/1403.6184** (2014), <http://arxiv.org/abs/1403.6184>
14. Kawarabayashi, K., Reed, B.A.: Computing crossing number in linear time. In: Johnson, D.S., Feige, U. (eds.) Proc. 39th Ann. ACM Symp. Theory Comput. (STOC'07). pp. 382–390. ACM (2007). <https://doi.org/10.1145/1250790.1250848>
15. Kobourov, S.G., Liotta, G., Montecchiani, F.: An annotated bibliography on 1-planarity. Comput. Sci. Reviews **25**, 49–67 (2017). <https://doi.org/10.1016/j.cosrev.2017.06.002>
16. Korzhik, V.P., Mohar, B.: Minimal obstructions for 1-immersions and hardness of 1-planarity testing. J. Graph Theory **72**(1), 30–71 (2013). <https://doi.org/10.1002/jgt.21630>
17. Mutzel, P.: An alternative method to crossing minimization on hierarchical graphs. SIAM J. Optimization **11**(4), 1065–1080 (2001). <https://doi.org/10.1137/S1052623498334013>
18. Pach, J., Tóth, G.: Graphs drawn with few crossings per edge. Combinatorica **17**(3), 427–439 (1997). <https://doi.org/10.1007/BF01215922>
19. Purchase, H.C.: Effective information visualisation: a study of graph drawing aesthetics and algorithms. Interacting with Computers **13**(2), 147–162 (2000). [https://doi.org/10.1016/S0953-5438\(00\)00032-1](https://doi.org/10.1016/S0953-5438(00)00032-1)
20. Purchase, H.C., Carrington, D.A., Allder, J.A.: Empirical evaluation of aesthetics-based graph layout. Empirical Software Engineering **7**(3), 233–255 (2002)
21. Schaefer, M.: The graph crossing number and its variants: A survey. Electr. J. Comb. **DS21** (2017), <https://www.combinatorics.org/ojs/index.php/eljc/article/view/DS21>
22. Sugiyama, K., Tagawa, S., Toda, M.: Methods for visual understanding of hierarchical system structures. IEEE Trans. Syst. Man Cybern. **11**(2), 109–125 (1981). <https://doi.org/10.1109/TSMC.1981.4308636>
23. Suk, A., Walczak, B.: New bounds on the maximum number of edges in k -quasi-planar graphs. Comput. Geom. **50**, 24–33 (2015). <https://doi.org/10.1016/j.comgeo.2015.06.001>
24. Vrt'o, I.: Crossing numbers of graphs: A bibliography. <ftp://ftp.ifi.savba.sk/pub/imrich/crobib.pdf> (2014)
25. Ware, C., Purchase, H.C., Colpoys, L., McGill, M.: Cognitive measurements of graph aesthetics. Inform. Vis. **1**(2), 103–110 (2002). <https://doi.org/10.1057/palgrave.ivs.9500013>

A Omitted proofs of Section 2

Lemma 2. *G' has only two types of 1-planar embeddings (up to the choice of the outer face): a planar one where P^* lies completely inside face f of P ; and a 1-planar embedding where f^* lies inside f , g^* lies inside g , and each edge of P crosses an edge of P^* and vice versa.*

Proof. Let P_{bind} be the subgraph of G' that consists of P , f^* , and the binding edges. In any 1-planar drawing of P_{bind} , f^* has to lie in face f of P : if we place it in face g , then all binding edges have more than one crossing. If we place it in any other face h , then there are at least $\ell - 2$ binding edges that have to leave h , but there are at most $4 < \ell - 2$ edges on its boundary, so one of them has to be crossed more than once. Hence, P_{bind} has a unique 1-planar embedding on the sphere.

We now argue that there are only two ways to place the vertices of $P^* - \{f^*\}$ into the faces of P to obtain a 1-planar embedding of G' . To this end, observe that there are ℓ disjoint paths (i.e., not sharing any interior vertex) between f^* and g^* in P^* . We already know that f^* has to lie in face f . If we place g^* in any face h of P that has fewer than ℓ edges on its boundary, then each of these disjoint paths has to leave h , so one of the edge on the boundary of h is crossed more than once. This leaves only two possibilities for the placement of g^* : either in f (as depicted in Fig. 1d), or in the other polar face g (as depicted in Fig. 1c).

We first assume that g^* lies in g . Then, any path from g^* to f^* must have at least 7 crossings. Further, every edge of P^* lies on a path of length 7 from g^* to f^* , so every edge of P^* has to be crossed. Since the number of edges in P and P^* are equal, also every edge of P has to be crossed, so there is exactly one vertex of P^* in every face of P . Since g^* has ℓ neighbors and g has ℓ edges on its boundary, all its neighbors have to lie in their corresponding face (up to rotation), and by following the disjoint paths, all other vertices of P^* also have to do so.

Assume now that g^* lies in f . Then we argue that there cannot be a crossing between any edge of P and an edge of P^* . Assume to the contrary that there is one. Since f^* and g^* lie in face f , there has to be a crossing involving an edge on the boundary of f . Let (u, v) be edge of P^* involved in this crossing such that u lies in f and v does not. Then v lies in a face h of size 3. It is easy to see that there are k disjoint paths between f^* and any vertex of P^* of degree k . Hence, with the same argument as above, v must have degree 3. Assume w.l.o.g. that v is closer to f^* than to g^* in P^* (the other case is symmetric). We have to distinguish three cases.

First, assume that v is adjacent to f^* . If $u \neq f^*$, then the edge (f^*, v) cannot be drawn with one crossing, as the edge between f and h is already crossed; see Fig. 4a. So $u = f^*$. Let v_1, v_2 be the other two neighbors of v ; see Fig. 4b. There are two disjoint paths of length 3 in P^* that go through v_1 and v_2 , respectively, and there is exactly one way to draw these two paths in a 1-planar way without crossing the edge between f and h . There is a common neighbor w of v_1 and v_2 , so w has to be placed in a face adjacent to the faces of v_1 and v_2 . However, now

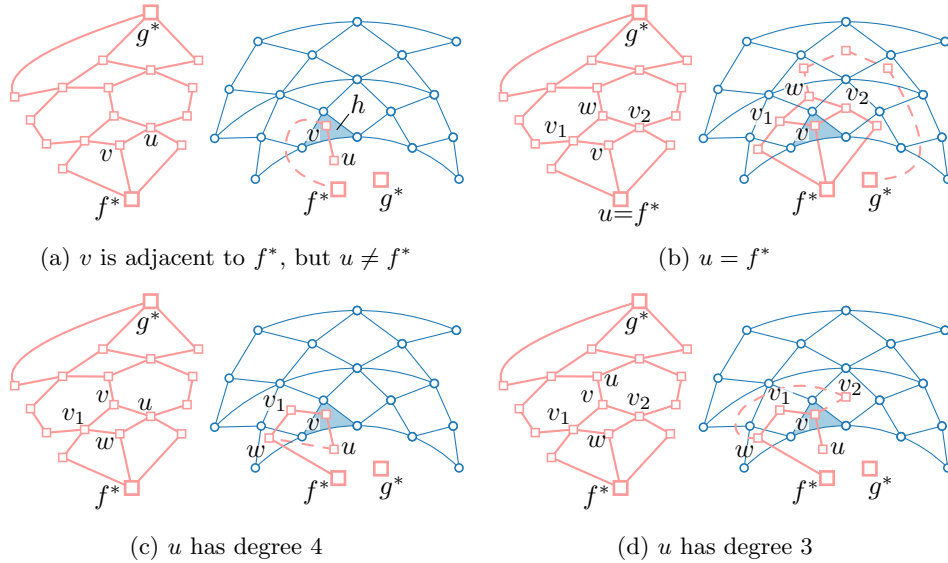


Fig. 4: Proof that P and P^* do not cross when g^* lies in f . (Left) situation in P^* and (Right) proof that the drawing cannot be 1-planar.

there is no way to draw the path from w to g^* that consists of 4 edges without multiple crossings.

Second, assume that v is not adjacent to f^* and u has degree 4; see Fig. 4c. Let v_1 be the other neighbor of v of degree 4, and let w be the common neighbor of v_1 and u . The path (v, v_1, w, f^*) has length 3, so it has to be drawn as in Fig. 4c (up to symmetry). However, then there is no way to add the edge (u, w) in a 1-planar way.

Finally, assume that v is not adjacent to f^* and u has degree 3; see Fig. 4d. Let v_1, v_2 be the other two neighbors of v and let w be their common neighbor. The path (v, v_1, w, f^*) has length 3, so it has to be drawn exactly as in the previous case. However, then there is no way to draw v_2 such that both (v, v_2) and (w, v_2) are crossed only once.

Thus, if g^* lies in f , then there cannot be any crossing between P and P^* , so P^* completely lies inside f . \square

B A remark to Section 3

We remark that there is an alternative proof of Theorem 4 and of Corollary 6 based on the fact that any (k) -quasi-planar drawing of G can be redrawn in such a way that (i) the number of crossings is not increased, (ii) special edges are not redrawn, and (iii) each bundle of ℓ “parallel” paths (an extended edge and the $\ell - 1$ paths extending it) has all its ℓ paths drawn along almost the same trajectory, thus in particular all the paths in each bundle cross the same set of

edges. Such a redrawing is obtained by redrawing, one by one for each bundle, the paths in a bundle by paths drawn along one of them, which has the smallest number of crossings with the edges outside of the bundle.