

Branching rules for cell modules on a tower of the partition algebras

Pei Wang

Abstract

Partition algebras with non-zero parameters are cellularly stratified and thus have the features of both cellular algebras and stratified algebras. Also, partition algebras form a tower of algebras. In this paper, we provide a diagrammatic approach to study the branching rules for cell modules on a tower of the partition algebras. This also allows us to calculate the structure constants of the Grothendieck ring of the tower.

1 Introduction

To depict the Pott model in statistical mechanics, Martin [13] and Jones [10] defined the partition algebra independently in 1990. Such algebra is a typical diagram algebra, which contains the Temperley-Lieb algebra and the Brauer algebra as its subalgebras. The partition algebra is proved to be cellular [17] and in some cases is also quasi-hereditary [12]. Therefore, it admits good properties of representation and homology. Moreover, as shown in [6], the partition algebra is *cellularly stratified* provided the parameter is non-zero, which leads the cell modules to form a standard system and the algebra to admit a Schur algebra. Also, there is the typical Schur-Weyl duality between partition algebra and symmetric group [5].

Many diagram algebras have the following features: For same diagram algebras, the low-dimensional algebras are usually the subalgebras of high-dimensional algebras. So, we may consider using the tower of algebras to study the diagram algebras. This approach was originally used to study the tower of semi-simple algebras and called as the Jones basic construction [9]. Later, people tried to extend the framework to study the towers of non-semisimple algebras, such as the towers of quasi-hereditary and cellular algebras [2, 3].

Another important feature of the tower of diagram algebras is as follows: As two diagrams can be juxtaposed, i.e., diagram A is placed on the left of diagram B , we can define a tensor product $A \otimes B$ of two diagrams (see Figure2(1) as an example). Thus, we can consider a tower of algebras $A_0 \subset A_1 \subset A_2 \subset \cdots$ with the following axiom as a tensor product.

2010 Mathematics Subject Classification: 16D90;16G10;16E20.

Keywords: partition algebra; tower of algebras; cellular algebra; cell module; Grothendieck ring.

Axiom (T): There is an external multiplication $\rho_{m,n} : A_m \otimes A_n \rightarrow A_{m+n}$, for all $m, n \geq 0$, such that

(1) For all m and n , $\rho_{m,n}$ is an injective homomorphism of algebras, sending $1_m \otimes 1_n$ to 1_{m+n} ;

(2) ρ is associative, that is, $\rho_{l+m,n} \cdot (\rho_{l,m} \otimes 1_n) = \rho_{l,m+n} \cdot (1_n \otimes \rho_{m,n})$, for all l, m, n .

Through the tensor product, on the one hand, for any $m, n \in \mathbb{N}$, we can consider the restriction and induction functors between module categories of algebras $A_m \otimes A_n$ and A_{m+n} ; and on the other hand, the Grothendieck group of the category of finitely generated modules over a tower of algebras can be endowed with an algebra structure. In paper [16], we studied a tower of Temperley-Lieb algebras TL_n and introduced the concept of *walled modules* by studying the characteristics of the restricting Temperley-Lieb diagrams. Through this concept, the branching rules for cell modules of algebras $\text{TL}_m \otimes \text{TL}_n$ and TL_{m+n} were obtained and the algebra structure of the Grothendieck group for the tower was calculated. For Brauer algebras, Hartmann and Paget studied permutation modules and young modules of Brauer algebras in [7], at the same time obtaining the branching rules between cell modules. However, for the partition algebra, things became more complex. Recently, Paul studied the Specht modules of partition algebras in [15] and the permutation modules of cellularly stratified algebras in [14].

In this paper, we draw on the approach used to study the tower of Temperley-Lieb algebras in [16] to study the tower of partition algebras. Precisely, In Section 2, we first recall the concept of partition algebras and the inflation approach used by Xi [17] in proving the cellularity of partition algebras. The inflation approach, introduced by König and Xi in [11], not only effectively describes the structure of cellular algebras, but is also a powerful tool for proving that an algebra admits cellularity. In [17], Xi also introduced the standard form of a partition diagram, which laid a foundation for us to study the tower of partition algebras in terms of a diagrammatic approach. We then study the diagrammatic presentation of the standard form in Section 3. In Section 4, we offer the concept of walled modules and give the branching rules for cell modules of partition algebras $P_m \otimes P_n$ and P_{m+n} based on it. In Section 5, we further compute the structure constants of the Grothendieck ring for a tower of partition algebras through the branching rules.

Throughout this paper, the partition algebras are over an algebraically closed field k of arbitrary characteristic. All modules are finitely generated left modules.

2 Preliminaries

In this section, we shall recall basic definitions and facts on partition algebras, which are elementary elements in our proofs.

2.1 Partition algebra

Let $n \in \mathbb{N}$, and M be a finite set. We denote by E_M the set of all partitions of the set M :

$$E_M := \{\rho = ((M_1)(M_2) \cdots (M_i) \cdots) | \emptyset \neq M_i \subset M, \cup_i M_i = M, \\ M_i \cap M_j = \emptyset \ (i \neq j)\}$$

For instance, suppose $M = \{1, 2, 3\}$, then

$$E_M = \{(123), (1)(23), (12)(3), (13)(2), (1)(2)(3)\}.$$

Now we are interested in the case $M = \{1, \dots, n, 1', \dots, n'\}$ with $n \in \mathbb{N}$. Fixed an element $\delta \in k$, the *partition algebra* $P_n(\delta)$ (simply denote by P_n) is the associative k -algebra with basis consisting of the set E_M . We can also regard $P_n(\delta)$ as a diagram algebra. This means that the basis consists of diagrams with two rows of n dots each (top row labelled by $1, \dots, n$ and bottom row labelled by $1', \dots, n'$), where dots which belong to the same part of the partition are jointed by arcs transitively. We call such diagram an n -*diagram*. Note that this description is not unique. For example, the set partition

$$\{(12'3'), (2), (345'6'), (64'), (1')\}$$

corresponds different diagrams, but they are equivalent under the same connectivity in each part:

$$\begin{array}{ccc} \begin{array}{cccc} \bullet^1 & \bullet^2 & \bullet^3 & \bullet^4 \\ \bullet_{1'} & \bullet_{2'} & \bullet_{3'} & \bullet_{4'} \end{array} & \equiv & \begin{array}{cccc} \bullet^1 & \bullet^2 & \bullet^3 & \bullet^4 \\ \bullet_{1'} & \bullet_{2'} & \bullet_{3'} & \bullet_{4'} \end{array} \end{array}$$

The parts connecting top and bottom row are often called *propagating parts* in the literature. The number of propagating parts of an n -diagram is called *propagating number*. We call the actual line connecting a top and a bottom row dot *propagating line*.

The multiplication is given by concatenating two n -diagrams: Stacking the first diagram on top of the second diagram, identifying the bottom row of the upper with the top row of the lower diagram and following the lines from top to bottom or within one row. A part which has no dot in top or bottom row are replaced by a factor δ . This multiplication is independent of the choice of diagram. The following example gives the multiplication of two 6-diagrams.

Let

$$x = \begin{array}{cccccc} \bullet & \bullet & \bullet & \bullet & \bullet & \bullet \\ & \diagdown & & \diagup & & \diagdown \\ \bullet & \bullet & \bullet & \bullet & \bullet & \bullet \end{array}$$

and

$$y = \begin{array}{cccccc} \bullet & \bullet & \bullet & \bullet & \bullet & \bullet \\ & \diagup & & \diagdown & & \diagup \\ \bullet & \bullet & \bullet & \bullet & \bullet & \bullet \end{array}$$

Then

$$xy = \begin{array}{cccccc} \bullet & \bullet & \bullet & \bullet & \bullet & \bullet \\ & \diagdown & & \diagup & & \diagdown \\ \bullet & \bullet & \bullet & \bullet & \bullet & \bullet \\ & \diagup & & \diagdown & & \diagup \\ \bullet & \bullet & \bullet & \bullet & \bullet & \bullet \end{array} = \delta \cdot \begin{array}{cccccc} \bullet & \bullet & \bullet & \bullet & \bullet & \bullet \\ & \diagdown & & \diagup & & \diagdown \\ \bullet & \bullet & \bullet & \bullet & \bullet & \bullet \end{array}$$

2.2 Standard form

We keep the notation introduced in the previous section and simply denote by E_n the set of all partition of $\{1, 2, \dots, n\}$.

For each $\rho \in E_n$, we may write ρ in a *standard form*: Suppose $\rho = ((M_1) \cdots (M_s))$, we write each $M_i = (a_1^{(i)} a_2^{(i)} \cdots a_{t_i}^{(i)})$ with $a_1^{(i)} < a_2^{(i)} < \cdots < a_{t_i}^{(i)}$. We next define an order, called the *standard order*, on the set of all parts of ρ by saying that $M_j < M_k$ if and only if $a_1^{(j)} < a_1^{(k)}$ and then say that ρ is a standard form when $a_1^{(1)} < a_1^{(2)} < \cdots < a_1^{(s)}$. It is easy to see that the standard form is unique. For example, the partition $((13)(28)(456)(7))$ is the standard form.

For each $r \in \{0, 1, \dots, n\}$, we define a k -space V_n^r with the basis consisting of the set

$$\{(\rho, S) \mid \rho \in E_n, |\rho| \geq r, S \text{ is a subset of the set of all parts of } \rho \text{ with } |S| = r\}.$$

By such standard form, Xi [17] shows that each $\rho \in E_M$ can be written uniquely as an element of $V_n^r \otimes V_n^r \otimes k\Sigma_r$ for a number $r \in \{0, 1, \dots, n\}$, where Σ_r is the symmetric group of all permutations on $\{1, 2, \dots, r\}$ and $k\Sigma_r$ denotes the corresponding group algebra over the field k .

For a partition $\rho \in E_n$, let x be the partition of E_n obtained by deleting all primed elements and y be obtained by deleting all unprimed elements. Let S_ρ be the set of parts of ρ containing both primed and unprimed elements. We next let S be the set of x which are obtained from elements of S_ρ by deleting the numbers contained in $\{1', 2', \dots, n'\}$. We similarly get a subset T of the set of all parts of y . Clearly, both S and T contain $r (= |S_\rho|)$ elements.

Now we write $S = \{S_1, \dots, S_r\}$ and $T = \{T_1, \dots, T_r\}$ preserved standard order, saying, $S_1 < S_2 < \cdots < S_r$ and $T_1 < T_2 < \cdots < T_r$. Thus, we may define a permutation $\pi \in \Sigma_r$ by sending j to k if there exists a part of S_ρ containing both S_j and T_k . Consequently, by means of a standard form, we can associate with each ρ a unique element

$$(x, S) \otimes (y, T) \otimes \pi.$$

For example, a standard form of the partition

$$\{(12'3'), (2), (3455'6'), (64'), (1')\}$$

can be written

$$(x, S) = ([(1)(2)(345)(6)], \{(1), (345), (6)\}),$$

$$(y, T) = ([(2'3')(5'6')(4')(1')], \{(2'3'), (4'), (5'6')\})$$

and

$$\pi = (23) \in k\Sigma_3$$

Actually, Xi [17] shows that $P_n(\delta)$ is cellular by considering it as *iterated inflation* of group algebras of symmetric groups, that is, there is a chain of two-sided ideals $0 = J_0 \subseteq J_1 \subseteq \dots \subseteq J_n = P_n(\delta)$ such that each subquotient J_r/J_{r-1} (called as *layers*) is a non-unital algebra of the form $V_n^r \otimes V_n^r \otimes k\Sigma_r$. It is easy to see that multiplication cannot move to a higher layer, i.e., for $x \in J_r/J_{r-1}$ and $y \in J_s/J_{s-1}$ we have $xy \in J_{\min\{r,s\}}$.

Theorem 2.1 ([17, Theorem 4.1 & Corollary 4.10]) *The partition algebra $P_n(\delta)$ is cellular as an iterated inflation of the form $\bigoplus_{r=0}^n V_n^r \otimes_k V_n^r \otimes_k k\Sigma_r$, with respect to the involution i turning a diagram upside down. The cell modules are of the form $V_n^r \otimes_k v_r \otimes_k \Delta(\lambda)$ with $r \in \{0, \dots, n\}$ and λ a partition of r , where v_r is a fixed non-zero element of V_n^r and $\Delta(\lambda)$ is a cell module for $k\Sigma_r$.*

3 Diagrammatic presentation of the standard forms

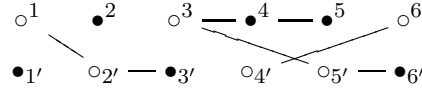
In this section, we shall depict the characteristics of partition diagrams.

Keeping the notations in the previous section, note that, for a standard form $(x, S) \otimes (y, T) \otimes \pi$, S and T are in fact the parts of jointing propagating lines in the corresponding diagram, and the standard order in S or T is only determined by the first number in each part. Thus, the corresponding dots of these numbers become those who joint propagating lines. We hence write such dots as empty circles \circ instead of dots \bullet , called *labelled dots*. Also, the parts containing labelled dots are called by *labelled parts*. It is clear that the labelled dots must be leftmost dots of the parts in S and T . A diagram replaced by empty circles according to standard order is called a *standard diagram*.

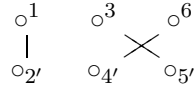
For example, a standard form for previous partition

$$\{(12'3'), (2), (3455'6'), (64'), (1')\}$$

can be presented by a standard diagram



It should be noted that propagating lines can be jointed only by empty circles \circ . Therefore, if one top part is jointed with a bottom part, then they can be jointed only by one propagating line, for example, the empty circle 3 in top part (345) is jointed with empty circle 5' in bottom part (5'6'). Hence the permutation $\pi = (23) \in \Sigma_3$ in previous example can be presented by



Furthermore, for a standard form $(x, S) \otimes (y, T) \otimes \pi$, (x, S) and (y, T) can be presented by the (n, r) -half diagrams with r labelled dots of total n dots, which obtained from a standard diagram by dropping propagating lines, and the top and bottom half diagrams correspond to (x, S) and (y, T) , respectively. For instance, $\circ^1 \quad \bullet^2 \quad \circ^3 - \bullet^4 - \bullet^5 \quad \circ^6$ and $\bullet_{1'} \quad \circ_{2'} - \bullet_{3'} \quad \circ_{4'} \quad \circ_{5'} - \bullet_{6'}$ are $(6, 3)$ -half diagrams in previous example.

Therefore, V_n^r can be also regarded as the space with the basis of all n dots half diagrams with exactly r labelled dots. Moreover, the space V_n^r in fact admits a very natural action of the partition algebra P_n by concatenation. Precisely, for an

n -diagram $x \in P_n$ and an (n, r) -half diagrams $v \in V_n^r$, by stacking x on the top of v and identifying the bottom dots of x with v , we then get a new diagram w and denote its top row by $top(w)$, where a part is labelled if and only if it joined by both labelled parts of x and v . Then we let $xv = \delta^j \cdot top(w)$, with j the number of parts which have no dot in top row, if w has exactly r labelled parts (equivalently, r labelled dots), and $xv = 0$ otherwise.

$$\begin{array}{ccc} \circ^1 & \text{---} & \bullet^2 \\ & \searrow & \\ \bullet^{1'} & & \circ^{2'} \\ \parallel & & \parallel \\ \circ_{1''} & \text{---} & \bullet_{2''} \end{array} \quad \begin{array}{c} \bullet^3 \\ \\ \bullet^{3'} \\ \parallel \\ \bullet_{3''} \end{array} \equiv \delta \cdot \begin{array}{ccc} \circ^1 & \text{---} & \bullet^2 \\ & & \\ \bullet^3 & & \end{array} \text{ in } V_3^1 \quad (1)$$

$$\begin{array}{ccc} \circ^1 & \text{---} & \bullet^2 \\ & \searrow & \\ \bullet^{1'} & & \circ^{2'} \\ \parallel & & \parallel \\ \circ_{1''} & \text{---} & \bullet_{2''} \end{array} \quad \begin{array}{c} \bullet^3 \\ \\ \bullet^{3'} \\ \parallel \\ \bullet_{3''} \end{array} = \delta \cdot \begin{array}{ccc} \circ^1 & \text{---} & \bullet^2 \\ & & \\ \bullet^3 & & \end{array} \equiv 0 \text{ in } V_3^2 \quad (2)$$

$$\begin{array}{ccc} \circ^1 & & \bullet^2 \\ | & & | \\ \circ^{1'} & \text{---} & \bullet^{2'} \\ \parallel & & \parallel \\ \circ_{1''} & \text{---} & \bullet_{2''} \end{array} \quad \begin{array}{c} \circ^3 \\ | \\ \circ^{3'} \\ \parallel \\ \bullet_{3''} \end{array} = \begin{array}{ccc} \circ^1 & & \bullet^2 \\ & \text{---} & \\ \bullet^3 & & \end{array} \equiv 0 \text{ in } V_3^2 \quad (3)$$

Figure 1: The facts of diagram action

Figure 1 illustrates that the action of an n -diagram D and an (n, r) -half diagram as well as gives the following facts:

A. If a labelled part in a half diagram is still labelled through action, then the necessary condition is that such labelled part is joined with a labelled part (in fact joined with a propagating part) in D .

B. A labelled part will vanish in the result diagram if it is joined with a non-labelled part.

For Fact A, as shown in Figure 1(1), $(1''2'')$ is a labelled part in the half diagram, $(122')$ is a propagating part. After the two parts are concatenated, the part (12) obtained is still a labelled part. However, in Figure 1(2), $(1''3'')$ is a labelled part in the half diagram and there is no propagating line concatenated with it, thus it vanishes in the result diagram. This illustrates the Fact B. Figure 1(3) shows that two labelled parts, saying $(1''3'')$ and $(2'')$, joined as one labelled part (13) by concatenation, hence the result diagram is 0 in V_3^2 and the condition in Fact A is not sufficient.

We will refer to the module V_n^r as the *half diagram module*. As we know, the group algebra $k\Sigma_r$ is cellular with cell modules the dual Specht modules S_λ with $\lambda \vdash r$. By Theorem 2.1, the module $\Delta_n(r, \lambda) = V_n^r \otimes S_\lambda$ is a cell module with the action of P_n : Given an n -diagram $x \in P_n$ and a pure tensor $v \otimes s \in V_n^r \otimes S_\lambda$, we define

$$x(v \otimes s) = \begin{cases} (xv) \otimes \pi(x, v)s & \text{if } xv \text{ has } r \text{ labelled dots,} \\ 0 & \text{otherwise,} \end{cases}$$

where xv is given above and $\pi(x, v) \in \Sigma_r$ is the permutation on the labelled dots of xv .

The following result is a generalization of [[7], Proposition 3] from Brauer algebras to partition algebras.

Proposition 3.1 *Keep the notations above. Let M and N be $k\Sigma_r$ -modules, and let V_n^r be a half diagram module of P_n . Then*

$$\text{Hom}_{P_n}(V_n^r \otimes M, V_n^r \otimes N) \cong \text{Hom}_{k\Sigma_r}(M, N).$$

Proof. Firstly, we denote by $v_0 \in V_n^r$ the half diagram

$$\circ \quad \circ \quad \dots \quad \circ \quad \circ - \bullet - \bullet \quad \dots \quad \bullet - \bullet$$

with r labelled dots on the left hand side and $n - r$ arcs all on the right side.

For $\phi \in \text{Hom}_{P_n}(V_n^r \otimes M, V_n^r \otimes N)$ and $m \in M$, let $\phi(v_0 \otimes m) = \sum_{i \in I} v_i \otimes n_i$

and apply the idempotent $e_r = \begin{array}{ccccccc} \circ^1 & \dots & \circ & \circ^r & \text{---} \bullet & \text{---} \dots & \text{---} \bullet^n \\ | & & | & | & & & \\ \circ_{1'} & \dots & \circ & \circ_{r'} & \text{---} \bullet & \text{---} \dots & \text{---} \bullet_{n'} \end{array}$ on both sides.

Note that $e_r(v_0 \otimes m) = v_0 \otimes m$ and each $e_r v_i$ is either zero or a multiple of v_0 . Hence it must be some $v_0 \otimes n'$. We let $\hat{\phi}$ be the map induced on M and it is clear $\hat{\phi} \in \text{Hom}_{k\Sigma_r}(M, N)$. Further, it is easy to see that for each $v \in V_n^r$ there exists an element $a \in P_n$ such that $v = av_0$. Therefore for each $m \in M$ and $v \in V_n^r$ we have

$$\begin{aligned} \phi(v \otimes m) &= \phi((av_0) \otimes m) = \phi((av_0) \otimes \pi(a, v_0)\pi^{-1}(a, v_0)m) \\ &= a\phi(v_0 \otimes \pi^{-1}(a, v_0)m) = a(v_0 \otimes \hat{\phi}(\pi^{-1}(a, v_0)m)) \\ &= v \otimes \pi(a, v_0)\hat{\phi}(\pi^{-1}(a, v_0)m) = v \otimes \hat{\phi}(m). \end{aligned}$$

Consequently, given any $\hat{\phi} \in \text{Hom}_{k\Sigma_r}(M, N)$, we can define a map ϕ by previous equalities. It is further a P_n -homomorphism since for $d \in P_n$

$$\begin{aligned} d\phi(v \otimes m) &= d(v \otimes \hat{\phi}(m)) = dv \otimes (\pi(d, v)\hat{\phi}(m)) \\ &= dv \otimes \hat{\phi}(\pi(d, v)m) = \phi(dv \otimes \pi(d, v)m) \\ &= \phi(d(v \otimes m)). \end{aligned}$$

□

4 Walled modules

In this section, we first give the concept of *walled module* in Definition 4.1. By using such a notion, we describe the branching rules for cell modules on a tower of the partition algebras and then give a composition series of the restricting module $\text{Res}_{P_m \otimes P_n}^{P_{m+n}}(\Delta_{m+n}(r, \lambda))$ in Theorem 4.2.

4.1 Walled modules

The main concept in the article comes from the following observations: Given an m -diagram and an n -diagram, we can juxtapose them into an $(m+n)$ -diagram. At this point, if we imagine there is a wall between the two diagrams, this $(m+n)$ -diagram will become a walled diagram, which we can call an $(m|n)$ -walled diagram (simply, an $(m|n)$ -diagram). It is clear that all such diagrams form a basis of $\mathbf{P}_m \otimes \mathbf{P}_n$. Figure 2(1) demonstrates the juxtaposition of a 5-diagram in \mathbf{P}_5 and a 4-diagram in \mathbf{P}_4 .

Similarly, when $\Delta_{m+n}(r, \lambda) = V_{m+n}^r \otimes S_\lambda$ is restricted as a $\mathbf{P}_m \otimes \mathbf{P}_n$ -module, an $(m+n, r)$ -half diagram in V_{m+n}^r can be viewed as a ‘walled’ half diagram if we imagine that there is a wall which separates the dots $m, m+1$. Thus we call the diagram as an $(m|n, r)$ -walled half diagram (simply, an $(m|n, r)$ -half diagram) and rewrite V_{m+n}^r by $V_{m|n}^r$.

An $(m|n, r)$ -half diagram consists of some parts, which can be classified into the following four types:

1. Non-labelled parts crossing the wall, called *Non-Labelled Through Parts*;
2. Labelled parts crossing the wall, called *Labelled Through Parts*;

Furthermore, for such a diagram, we call all Non-Labelled Through Parts and Labelled Through Parts as *Through Parts*.

3. Non-labelled parts not crossing the wall, called *Non-Labelled Normal Parts*;
4. Labelled parts not crossing the wall, called *Labelled Normal Parts*.

Further, we call a Labelled Normal Part on the right side of the wall as a *Right Labelled Normal Part*, and a Labelled Normal Part on the left side as a *Left Labelled Normal Part*.

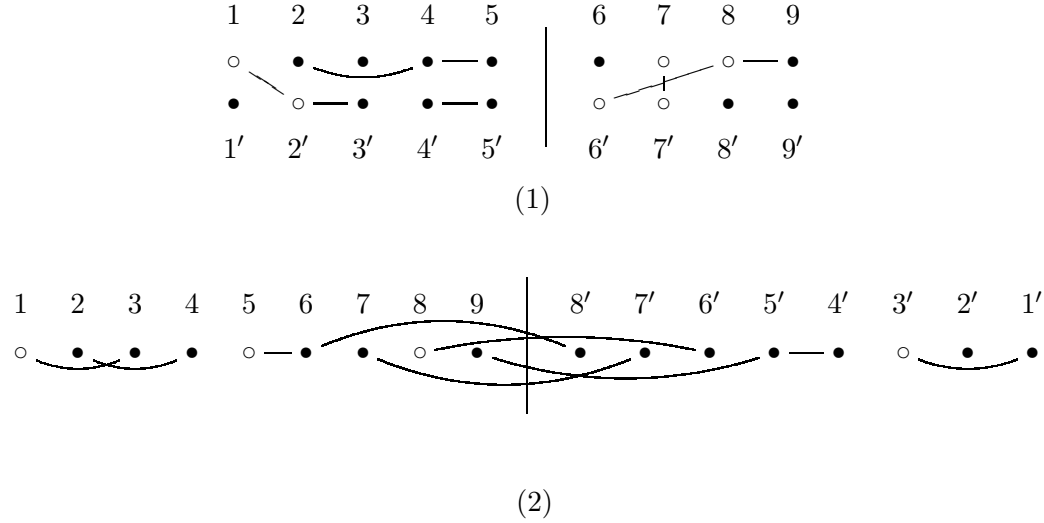


Figure 2: Walled diagrams

When an $(m|n)$ -diagram $D \otimes D'$ acts on an $(m|n, r)$ -half diagram, it is easy to see the following facts:

C. A Labelled Through Part in a walled half diagram may become Labelled Normal Part in the new walled half diagram through the action

of diagram, but it will certainly not become a Non-Labelled Through Part.

D. A Non-Labelled Through Part in a walled half diagram may vanish in the new diagram through the action of diagram, and may also become a Labelled Through Part through a Labelled Normal Part.

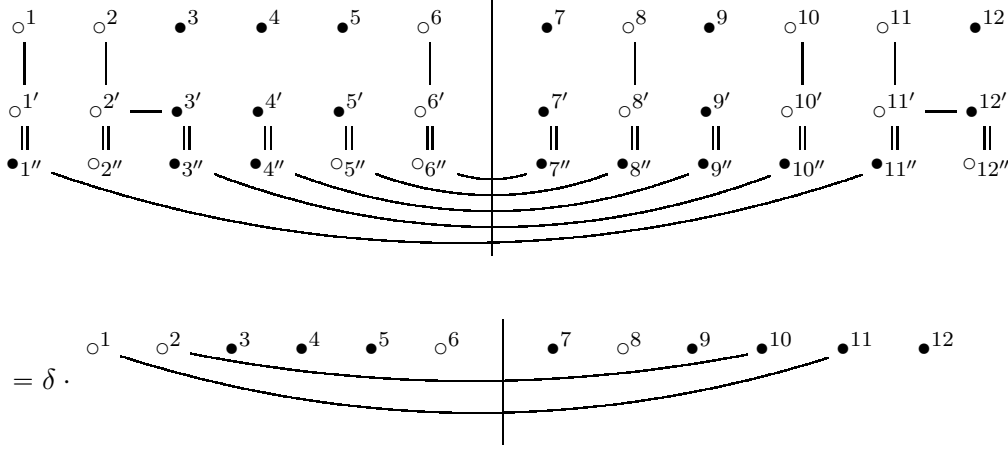


Figure 3: Cases of the diagram action

For Fact C, Figure 3 illustrates the first half of the statement. Part $(6''7'')$ and $(5''8'')$ are Labelled Through Parts in the half diagram and become Labelled Normal Parts, saying (6) and (8), by the action of diagram. The second half of the statement immediately follows from the Facts A and B: As can be known from Facts A and B, a Labelled Through Part in a half diagram may become a labelled part or vanish through action, thus it is impossible to obtain a Non-Labelled Through Part.

For Fact D, as shown in Figure 3, part $(4''9'')$ is a Non-Labelled Through Part, which vanishes through the action of diagram. However, we can see that $(1''11'')$ is a Non-Labelled Through Part. Through the action of diagram, it is combined with a Labelled Normal Part $(12'')$ to obtain $(1\ 11)$ which is a Labelled Through Part. It is similar for $(3''10'')$. The part is combined with a Labelled Normal Part $(2'')$ to obtain $(2\ 10)$ which is a Labelled Through Part.

We then endow each $(m|n, r)$ -half diagram with a 4-tuple

$$(T_{non-l}, T_{label}, L_{left}, L_{right}),$$

where T_{non-l} is the number of the Non-Labelled Through Parts and T_{label} is the number of Labelled Through Parts, L_{left} and L_{right} are numbers of Left and Right Labelled Normal Parts respectively. It is clear that $T_{label} + L_{left} + L_{right} = r$.

For instance, Figure 2(2) illustrates that an $(17, 3)$ -half diagram in V_{17}^3 can be viewed as a $(9|8, 3)$ -half diagram when $\Delta_{17}(3, \lambda) = V_{17}^3 \otimes S_\lambda$ is restricted as a $P_9 \otimes P_8$ -module. Here, $(77')$ and $(95'4')$ are Non-Labelled Through Parts; $(568')$ and $(86')$ are Labelled Through Parts; (13) and $(3'1')$ are Left and Right Labelled Normal Parts respectively, and hence it corresponds to the tuple $(2, 2, 1, 1)$.

We denote by $I_{m|n}^r$ the index set consisting of all possible tuples

$$(T_{non-l}, T_{label}, L_{left}, L_{right})$$

of the $(m|n, r)$ -half diagrams, and we may further endow the index set with a partial order defined as follows: Let

$$(T'_{non-l}, T'_{label}, L'_{left}, L'_{right}) < (T_{non-l}, T_{label}, L_{left}, L_{right})$$

if

$$T'_{non-l} < T_{non-l} \text{ and } T'_{label} - T_{label} \leq T_{non-l} - T'_{non-l},$$

or

$$T'_{non-l} = T_{non-l} \text{ and } T'_{label} < T_{label}.$$

Due to the above-mentioned observations, we define

Definition 4.1 Suppose $\mathbf{t} = (T_{non-l}, T_{label}, L_{left}, L_{right})$ is a possible tuple of the $(m|n, r)$ -half diagrams. Let $W_{m|n}^\lambda(\mathbf{t})$ be the subspace $V_{m|n}^{\leq \mathbf{t}} \otimes S_\lambda$ of the restriction module $\text{Res}_{\mathbf{P}_m \otimes \mathbf{P}_n}^{\mathbf{P}_{m+n}}(\Delta_{m+n}(r, \lambda))$ with $\lambda \vdash r$, where the space $V_{m|n}^{\leq \mathbf{t}}$ spanned by all $(m|n, r)$ -half diagrams with indices in $I_{m|n}^r$ no more than \mathbf{t} . We call the module $W_{m|n}^\lambda(\mathbf{t})$ as an $(m|n)$ -walled module with the tuple \mathbf{t} .

The fact that $W_{m|n}^\lambda(\mathbf{t})$ is actually a $\mathbf{P}_m \otimes \mathbf{P}_n$ -module will be showed in Theorem 4.2. Through the walled modules, we then get a chain by means of a linear extension of the order on $I_{m|n}^r$:

$$0 \subset \cdots \subset W_{m|n}^\lambda(\mathbf{t}') \subset W_{m|n}^\lambda(\mathbf{t}) \subset \cdots \subset \text{Res}_{\mathbf{P}_m \otimes \mathbf{P}_n}^{\mathbf{P}_{m+n}}(\Delta_{m+n}(r, \lambda)). \quad (a)$$

Now, we claim

Theorem 4.2 Keep the notation as above. Then:

- (1) $W_{m|n}^\lambda(\mathbf{t})$ is a $\mathbf{P}_m \otimes \mathbf{P}_n$ -module;
- (2) Let $\Delta_{m|n}^\lambda(\mathbf{t})$ be a subquotient of the chain (a). Then

$$\Delta_{m|n}^\lambda(\mathbf{t}) \simeq V_{m|n}^{\mathbf{t}} \otimes S_\lambda,$$

where the space $V_{m|n}^{\mathbf{t}}$ spanned by all $(m|n, r)$ -half diagrams with indices \mathbf{t} .

(3) Moreover, let $T = T_{non-l} + T_{label}$ be the number of all Through Parts. Then, as a $\mathbf{P}_m \otimes \mathbf{P}_n$ -module, the summand of $\Delta_{m|n}^\lambda(\mathbf{t})$ is filtered by cell modules of the form

$$\begin{aligned} & V_m^{(L_{left}+T)} \otimes \text{Ind}_{k\Sigma_{(T_{label}+L_{left})} \otimes k\Sigma_{T_{non-l}}}^{k\Sigma_{L_{left}+T}} [(S_{\lambda_L} \oplus (S_{\mu_L} \uparrow)) \otimes S_{\mu_N}] \quad (\text{left}) \\ & \quad \quad \quad \otimes \\ & V_n^{(T+L_{right})} \otimes \text{Ind}_{k\Sigma_T \otimes k\Sigma_{L_{right}}}^{k\Sigma_{T+L_{right}}} [S_\mu \otimes S_{\lambda_R}] \quad (\text{right}) \end{aligned},$$

where we simply denote $S_{\mu_L} \uparrow := \text{Ind}_{k\Sigma_{T_{label}+L_{left}}}^{k\Sigma_{T_{label}+L_{left}+T}}(S_{\mu_L})$, and $\lambda_L \vdash L_{left}, \lambda_R \vdash L_{right}, \mu \vdash T, \mu_L \vdash T_{label}$ and $\mu_N \vdash T_{non-l}$.

Here, by Littlewood-Richardson Rule in [8], the restriction of S_λ from $k\Sigma_r$ to $k\Sigma_{L_{left}} \otimes k\Sigma_{L_{right}}$ is filtered by modules of the form $S_{\lambda_L} \otimes S_{\lambda_R}$, denoted the multiplicity by $c_{\lambda_L|\lambda_R}^\lambda$, and the restriction of S_μ from $k\Sigma_T$ to $k\Sigma_{T_{label}} \otimes k\Sigma_{T_{non-l}}$ is filtered by modules of the form $S_{\mu_L} \otimes S_{\mu_N}$, denoted the multiplicity by $c_{\mu_L|\mu_N}^\mu$.

Therefore, the multiplicity of the form in chain (a) equals to $c_{\lambda_L|\lambda_R}^\lambda \cdot c_{\mu_L|\mu_N}^\mu$.

(4) The chain (a) after refined by (3) is a composition series of the restricting module $\text{Res}_{\mathbf{P}_m \otimes \mathbf{P}_n}^{\mathbf{P}_{m+n}}(\Delta_{m+n}(r))$.

It is easy to see that Theorem 4.2(4) immediately follows from 4.2(3), since it is filtered by cell modules. Theorem 4.2(2) follows from the definition of walled module and 4.2(1). For proving 4.2(1) and 4.2(3), the following observations are critical.

In fact, the first observation says that an $(m|n, r)$ -half diagram with a tuple $(T_{non-l}, T_{label}, L_{left}, L_{right})$ also can be viewed as an (m, n) -diagram, which is a diagram with m dots on the top row and n dots on the bottom row marking the dots in a clockwise direction and the parts in the (m, n) -diagram is the same as in the $(m|n, r)$ -half diagram. Figure 4 is an example. The tuple $(T_{non-l}, T_{label}, L_{left}, L_{right})$ corresponding to the first diagram is $(2, 2, 1, 1)$. It can be read in the second diagram as follows: $T = T_{non-l} + T_{label} = 4$ is the number of propagating parts (or propagating number); $L_{left} = 1$, saying (13), is the number of the top labelled part but non-propagating parts; $L_{right} = 1$, saying (1'3'), is the number of the bottom labelled part but non-propagating parts; $T_{label} = 2$ is the number of the labelled propagating parts, saying (568'), (86'), and $T_{non-l} = 2$ is the number of the non-labelled propagating parts, saying (77'), (95'4').

When an $(m|n, r)$ -half diagram becomes an (m, n) -diagram, we also can represent a propagating part in standard form. In this standard form, the dots connecting propagating strings are *new labelled dots*, which are denoted by \square (distinct from the *old labelled dots* in an $(m|n, r)$ -half diagram denoted by \circ). Further, if a new labelled dot coincides with an old labelled dot, we denote it by \boxdot . See Figure 4(2) for an example.

Another fact is that $\mathbf{P}_m \otimes \mathbf{P}_n$ -action on an $(m|n, r)$ -half diagram can be viewed as a left \mathbf{P}_m -right \mathbf{P}_n^{op} -action on the corresponding (m, n) -diagram. Here, an n -diagram in \mathbf{P}_n^{op} is obtained by rotating an n -diagram in \mathbf{P}_n by a half turn. Take Figure 5 as an example.

Recall that the propagating number (labelled dots) never increases in a concatenation of the two diagrams, and for an $(m|n, r)$ -half diagram with a tuple $(T_{non-l}, T_{label}, L_{left}, L_{right})$, $r (= T_{label} + L_{left} + L_{right})$ is the number of all labelled parts (or labelled dots) and $T := T_{non-l} + T_{label}$ is the number of all Through Parts. The following lemma lists more facts of diagram action.

Lemma 4.3 *Let x be an $(m|n, r)$ -half diagram with a tuple $(T_{non-l}, T_{label}, L_{left}, L_{right})$, and let d be an $(m|n)$ -diagram. Suppose the result diagram of the $\mathbf{P}_m \otimes \mathbf{P}_n$ -action $d \cdot x$ has the number r' of labelled parts with the tuple $(T'_{non-l}, T'_{label}, L'_{left}, L'_{right})$. Then:*

- (1) $T' \leq T$, that is, the number of Through Parts never increases;
- (2) $r' \leq r$, that is, the number of labelled parts never increases;
- (3) $T'_{non-l} \leq T_{non-l}$;

Suppose further $r = r'$, then:

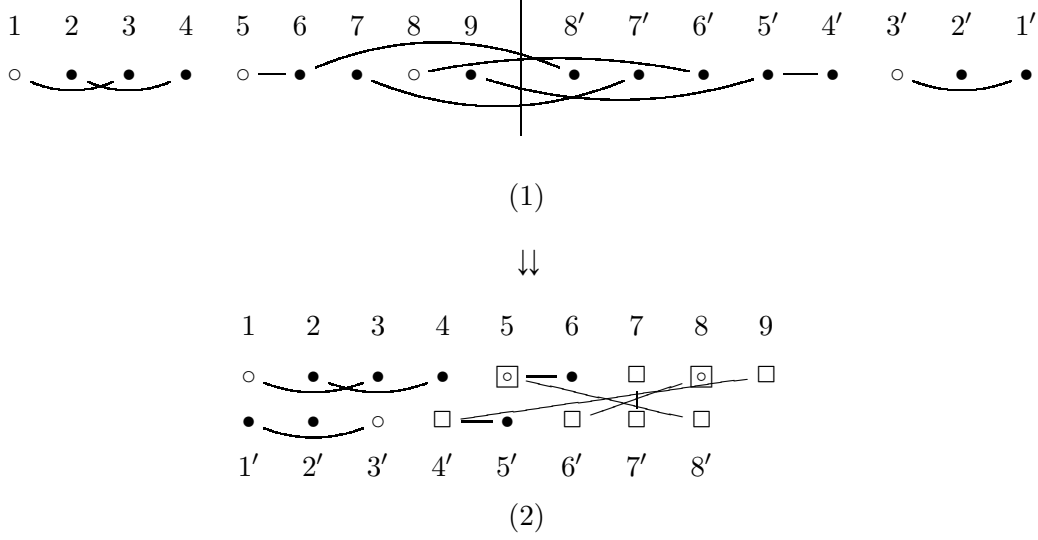


Figure 4: A $(9|8, 4)$ -half diagram represented as a $(9, 8)$ -diagram

(4) If the number of Labelled Through Parts increases, each additional Labelled Through Part is obtained by joining a Non-Labelled Through Part with a Labelled Normal Part.

Therefore if $T_{\text{label}} \leq T'_{\text{label}}$, then the number of Non-Labelled Through Parts at least decreases $T'_{\text{label}} - T_{\text{label}}$, where

$$T'_{\text{label}} - T_{\text{label}} = (L_{\text{left}} - L'_{\text{left}}) + (L_{\text{right}} - L'_{\text{right}}).$$

(5) If there are no Non-Labelled Through Parts, then the Labelled Normal Parts cannot be converted into Labelled Through Parts. At this point, the number of Labelled Through Parts will not increase.

(6) When there are no Through Parts, the numbers of Left and right Labelled Normal Parts will remain unchanged.

Proof. (1) As indicated in Figure 4, an $(m|n, r)$ -half diagram can be deemed as an (m, n) -diagram. When the two diagrams are concatenated (can be concatenated), the propagating number will not increase.

(2) In a cell chain, the number of labelled dots of diagram in the lower layer is not more than the number of labelled dots of diagram in the higher layer.

(3) First, it can be known from (1) that the total number of Through Parts will not increase. If the number of Non-Labelled Through Parts increases, this increase is definitely obtained from the Labelled Through Parts. However, this will not happen, as can be known from Fact C.

(4) It can be obtained directly from Fact D;

(5) As there are no Non-Labelled Through Parts, a Labelled Normal Part must be joined with a Labelled Through Part if it is intended to become a Labelled Through Part in terms of the action of diagram. At this point, the number of labelled dots

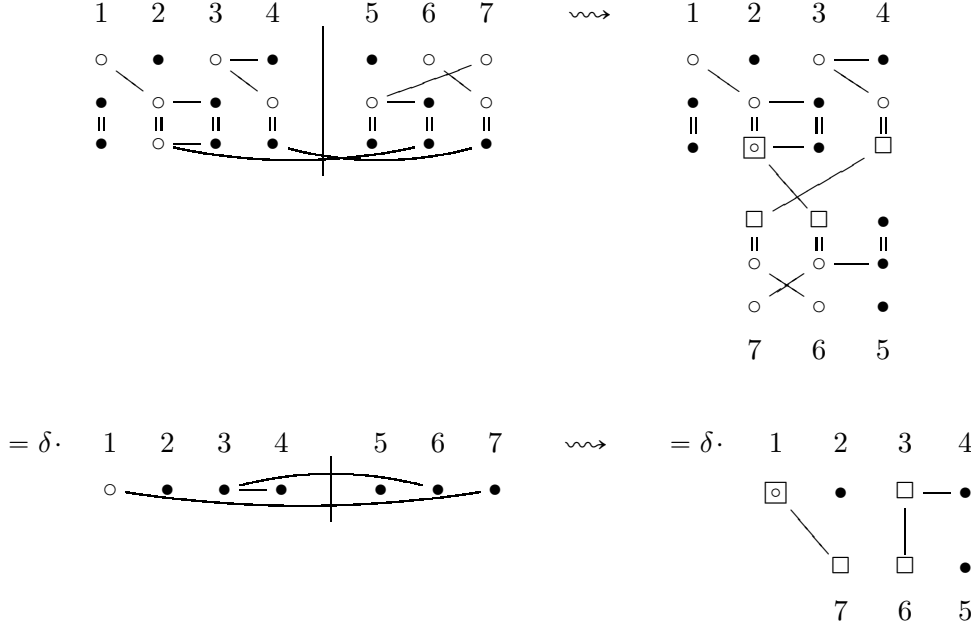


Figure 5: Action as a bimodule on a walled diagram

will decrease, which contradicts the conclusion that the number of labelled dots will remain unchanged.

(6) According to the observations above, when there are no Through Parts, an $(m|n, r)$ -half diagram can be regarded as the juxtaposition (tensor) of an m -half diagram and an n -half diagram. When the diagram is in action, as the number of each side of labelled parts does not increase, the numbers of labelled parts of both m -half diagram and n -half diagram will remain unchanged in the assumption that the number of labelled parts is unchanged. \square

The order defined on $I_{m|n}^r$ is due to the lemma and Theorem 4.2(1) holds by this order. For half diagram module $\Delta_{m|n}^\lambda(2, 1, 1, 1)$ with $T_{label} + L_{left} + L_{right} = 3$, Figure 6 illustrates the partial order structure on the tuples.

4.2 Proof of Theorem 4.2(3)

We are now in the position to give a proof of Theorem 4.2(3).

Proof. Recall that an $(m|n, r)$ -half diagram can be presented by an (m, n) -diagram, we can represent propagating parts in standard form. The labelled dots in the $(m|n, r)$ -half diagram are called old labelled dots, denoted by \circ . However, those who connect propagating strings in the (m, n) -diagram are called new labelled dots, denoted by \square . Moreover, if a new labelled dot coincides with an old labelled dot \circ , we denote it by $\boxed{\circ}$.

For case $(\mathbf{T}_{non-l}, 0, 0, 0)$

In this case, there are no labelled dots in an $(m|n, r)$ -half diagram, and hence $r = 0$ and the walled module $\Delta_{m|n}^\lambda(T_{non-l}, 0, 0, 0)$ is just $V_{m|n}(T_{non-l}, 0, 0, 0)$ with

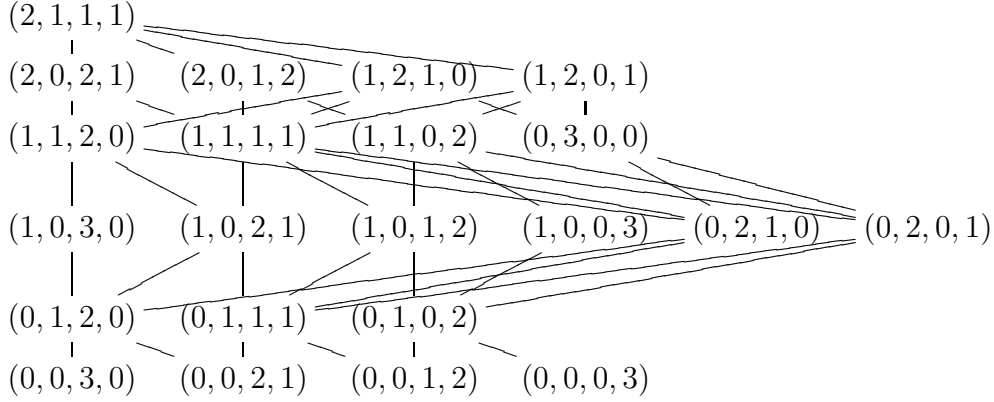
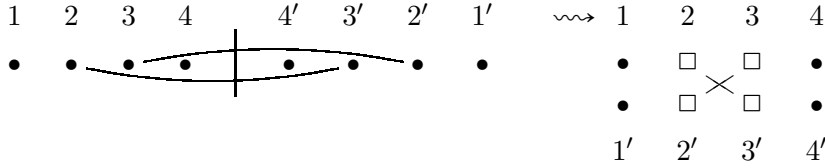


Figure 6: Partial order on the tuples

$\lambda \vdash 0$. The later is a vector space spanned by a basis consisting of these walled half diagrams which just contain T_{non-l} Non-Labelled Through Parts. When such a walled half diagram is presented by an (m, n) -diagram, an element $\sigma \in \Sigma_{T_{non-l}}$ is identified by new labelled dots \square . Therefore, it can be known from the inflation theory that $V_{m|n}(T_{non-l}, 0, 0, 0) \simeq V_m^{T_{non-l}} \otimes V_n^{T_{non-l}} \otimes k\Sigma_{T_{non-l}}$ as a k -space. Here, $k\Sigma_{T_{non-l}}$ as a $k\Sigma_{T_{non-l}} \otimes k\Sigma_{T_{non-l}}$ -module, the action is given by $(\sigma_1 \otimes \sigma_2)\sigma = \sigma_1 \sigma \sigma_2^{-1}$. As $k\Sigma_{T_{non-l}}$ is cellular, it has a filtration with subquotients $S_\mu \otimes S_\mu$. Hence, as a $P_m \otimes P_n$ -module, $\Delta_{m|n}^\lambda(T_{non-l}, 0, 0, 0)$ is filtered by modules of the form:

$$\begin{array}{c} (V_m^{T_{non-l}} \otimes S_\mu) \otimes (V_n^{T_{non-l}} \otimes S_\mu) \\ \text{(top)} \qquad \qquad \qquad \text{(bottom)} \end{array}$$



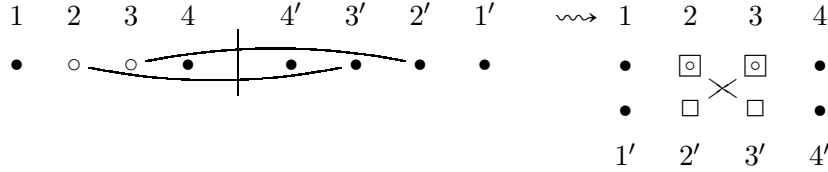
The above figure is an example, labelled dots \square on top line correspond to one S_μ , and the labelled dots \square on bottom line correspond to another S_μ .

For case $(0, T_{label}, 0, 0)$

In this case,

$$\Delta_{m|n}^\lambda(0, T_{label}, 0, 0) \simeq V_{m|n}(0, T_{label}, 0, 0) \otimes S_\lambda,$$

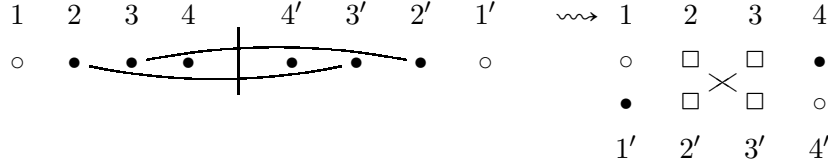
and the number of total labelled parts in a walled half diagram equals T_{label} . According to the standard order, the old labelled dot is the leftmost dot in a labelled part, thus all old labelled dots in Labelled Through Parts are on the left of wall. These labelled dots correspond to S_λ . Similar to the previous case, as a walled half diagram is considered as an (m, n) -diagram, an element $\sigma \in \Sigma_{T_{label}}$ is decided by

$$\begin{array}{cc} (V_m^{T_{label}} \otimes (S_\lambda \oplus S_\mu)) \otimes (V_n^{T_{label}} \otimes S_\mu) \\ \text{(top)} & \text{(bottom)} \end{array}$$


For case $(T_{\text{non-1}}, 0, L_{\text{left}}, L_{\text{right}})$

Similar to case $(T_{non-l}, 0, 0, 0)$, as a walled half diagram is considered as an (m, n) -diagram, the T_{non-l} propagating strings are jointed by new labelled dots \square and determine $k\Sigma_{T_{non-l}}$ which has a filtration with subquotients $S_\mu \otimes S_\mu$. It is noted that the set of new labelled dots \square and the set of old labelled dots \circ are disjointed. Therefore, the number of total labelled dots on the top line in the (m, n) -diagram equals $T_{non-l} + L_{left}$. Accordingly, we consider the induction $\text{Ind}_{k\Sigma_{T_{non-l}} \otimes k\Sigma_{L_{left}}}^{k\Sigma_{T_{non-l} + L_{left}}}(S_{\lambda_L} \otimes S_\mu)$. Similarly, the number of total labelled dots on the bottom is $T_{non-l} + L_{right}$, and the induction $\text{Ind}_{k\Sigma_{T_{non-l}} \otimes k\Sigma_{L_{right}}}^{k\Sigma_{T_{non-l} + L_{right}}}(S_\mu \otimes S_{\lambda_R})$ is considered.

$$\begin{aligned} & V_m^{(L_{left}+T_{non-l})} \otimes \text{Ind}_{k\Sigma_{T_{non-l}} \otimes k\Sigma_{L_{left}}}^{k\Sigma_{T_{non-l}+L_{left}}} (S_{\lambda_L} \otimes S_{\mu}) \quad (\text{top}) \\ & \quad \quad \quad \otimes \\ & V_n^{(T_{non-l}+L_{right})} \otimes \text{Ind}_{k\Sigma_{T_{non-l}} \otimes k\Sigma_{L_{right}}}^{k\Sigma_{T_{non-l}+L_{right}}} (S_{\mu} \otimes S_{\lambda_R}) \quad (\text{bottom}) \end{aligned}$$



The figure gives an example, S_{λ_L} corresponds to all dots labelled with \circ on the top line, while S_{λ_R} corresponds to all dots labelled with \circ on the bottom line. The dots labelled with \square on the top correspond to one S_μ , and those on the bottom correspond to another S_μ .

For case $(0, \mathbf{T}_{\text{label}}, \mathbf{L}_{\text{left}}, \mathbf{L}_{\text{right}})$

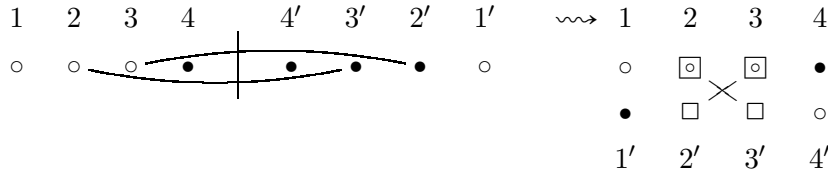
In this case, the number of labelled dots is $T_{\text{label}} + L_{\text{left}} + L_{\text{right}} (= r)$. Precisely, the number of labelled dots on the left side of the wall is $T_{\text{label}} + L_{\text{left}}$ and the number of labelled dots on the right side is L_{right} . Therefore it has a filtration with subquotients $S_{\lambda_L} \otimes S_{\lambda_R}$, when S_λ as a $k\Sigma_r$ -module is restricted to be a $k\Sigma_{T_{\text{label}} + L_{\text{left}}} \otimes k\Sigma_{L_{\text{right}}}$ -module with $\lambda_L \vdash T_{\text{label}} + L_{\text{left}}$, $\lambda_R \vdash L_{\text{right}}$, and here S_{λ_L} corresponds to the left labelled dots and S_{λ_R} corresponds to that of the right.

Similar to Case $(0, T_{\text{label}}, 0, 0)$, as a walled half diagram represented as an (m, n) -diagram, the T_{label} propagating strings determine $k\Sigma_{T_{\text{label}}}$ which has a filtration with subquotients $S_\mu \otimes S_\mu$.

Also, the propagating strings determine new labelled dots. It is noted that the top old labelled dots jointing propagating strings coincide with the top new labelled dots, hence presented by \square , which correspond to one S_μ . Since the number of total labelled dots on the top is $T_{\text{label}} + L_{\text{left}}$, we consider induction $S_\mu \uparrow := \text{Ind}_{k\Sigma_{T_{\text{label}}}}^{k\Sigma_{T_{\text{label}} + L_{\text{left}}}}(S_\mu)$. Accordingly, for labelled dots on the top line we consider $S_{\lambda_L} \oplus (S_\mu \uparrow)$. However, the sets of old and new labelled dots on bottom are disjoint, so it denotes new labelled dots on bottom by \square , which correspond to another S_μ . Therefore the number of total labelled dots on bottom is $T_{\text{label}} + L_{\text{right}}$, and the induction $\text{Ind}_{k\Sigma_{T_{\text{label}}} \otimes k\Sigma_{L_{\text{right}}}}^{k\Sigma_{T_{\text{label}} + L_{\text{right}}}}(S_\mu \otimes S_{\lambda_R})$ is considered.

Consequently, as a $P_m \otimes P_n$ -module, $\Delta_{m|n}^\lambda(0, T_{\text{label}}, L_{\text{left}}, L_{\text{right}})$ is filtered by modules of the form:

$$\begin{aligned} & (V_m^{(T_{\text{label}} + L_{\text{left}})} \otimes (S_{\lambda_L} \oplus (S_\mu \uparrow))) \otimes (V_n^{(T_{\text{label}} + L_{\text{right}})} \otimes \text{Ind}_{k\Sigma_{T_{\text{label}}} \otimes k\Sigma_{L_{\text{right}}}}^{k\Sigma_{T_{\text{label}} + L_{\text{right}}}}(S_\mu \otimes S_{\lambda_R})) \\ & \quad \text{(top)} \qquad \qquad \qquad \text{(bottom)} \end{aligned}$$



As shown in figure above, S_{λ_L} corresponds to all dots labelled with \circ and \square on the top line, while S_{λ_R} corresponds to all dots labelled with \circ on bottom. The

dots labelled with \square on top correspond to one S_μ , and the dots labelled with \square on bottom correspond to another S_μ .

For case $(\mathbf{T}_{non-l}, \mathbf{T}_{label}, \mathbf{L}_{left}, \mathbf{L}_{right})$

In this case, $T (= T_{non-l} + T_{label})$ is the number of all Through Parts as well as is the number of propagating strings when a walled half diagram is considered as an (m, n) -diagram. The number of the old labelled dots is $T_{label} + L_{left} + L_{right} = r$ with $T_{label} + L_{left}$ old labelled dots on top and L_{right} old labelled dots on bottom. As a result, it has a filtration with subquotients $S_{\lambda_L} \otimes S_{\lambda_R}$, when S_λ as a $k\Sigma_r$ -module is restricted to be a $k\Sigma_{T_{label}+L_{left}} \otimes k\Sigma_{L_{right}}$ -module with $\lambda_L \vdash T_{label} + L_{left}, \lambda_R \vdash L_{right}$.

The $T_{non-l} + T_{label}$ propagating strings determine $k\Sigma_T$ which has a filtration with subquotients $S_\mu \otimes S_\mu$, and meanwhile determine new labelled dots. Similar to the previous case, the sets of old and new labelled dots on bottom are disjoint, so it denotes new labelled dots on bottom by \square , which correspond to one S_μ . Therefore the number of total labelled dots on bottom is $T + L_{right}$, and the induction $\text{Ind}_{k\Sigma_T \otimes k\Sigma_{L_{right}}}^{k\Sigma_{T+L_{right}}} (S_\mu \otimes S_{\lambda_R})$ is considered.

However, the new labelled dots on the top line should be divided into two types: One type is those who jointing Non-Labelled Through Parts in walled diagram. Thus, they are different from the top old labelled dots when a walled diagram is considered as an (m, n) -diagram, hence presented by \square ; the other type is those who jointing Labelled Through Parts in walled diagram and they coincide with a subset of old labelled dots on top, hence presented by \square . Thus, according to the two types, the $k\Sigma_T$ -module S_μ can be further restricted as a $k\Sigma_{T_{non-l}} \otimes k\Sigma_{T_{label}}$ -module with subquotients $S_{\mu_L} \otimes S_{\mu_N}$.

Moreover, it is similar to the previous case that the set of the new labelled dots \square in an (m, n) -diagram is a subset of all old labelled dots \circ on the left side of the wall in the corresponding walled diagram. The numbers of new and old such dots are T_{label} and $T_{label} + L_{left}$ respectively, we hence consider induction $S_{\mu_L} \uparrow := \text{Ind}_{k\Sigma_{T_{label}}}^{k\Sigma_{T_{label}+L_{left}}} (S_{\mu_L})$.

Accordingly, for the left side labelled dots of the wall we consider

$$\text{Ind}_{k\Sigma_{(T_{label}+L_{left})} \otimes k\Sigma_{T_{non-l}}}^{k\Sigma_{L_{left}+T}} [(S_{\lambda_L} \oplus (S_{\mu_L} \uparrow)) \otimes S_{\mu_N}].$$

Consequently, as a $\mathbf{P}_m \otimes \mathbf{P}_n$ -module, $\Delta_{m|n}^\lambda(T_{non-l}, T_{label}, L_{left}, L_{right})$ is filtered by modules of the form:

$$\begin{aligned} & V_m^{(L_{left}+T)} \otimes \text{Ind}_{k\Sigma_{(T_{label}+L_{left})} \otimes k\Sigma_{T_{non-l}}}^{k\Sigma_{L_{left}+T}} [(S_{\lambda_L} \oplus (S_{\mu_L} \uparrow)) \otimes S_{\mu_N}] \quad (\text{top}) \\ & \quad \otimes \\ & V_n^{(T+L_{right})} \otimes \text{Ind}_{k\Sigma_T \otimes k\Sigma_{L_{right}}}^{k\Sigma_{T+L_{right}}} [S_\mu \otimes S_{\lambda_R}] \quad (\text{bottom}) \end{aligned},$$

with $\lambda_L \vdash L_{left}, \lambda_R \vdash L_{right}, \mu \vdash T, \mu_L \vdash T_{label}$ and $\mu_N \vdash T_{non-l}$.

As indicated in Figure 4, S_{λ_L} corresponds to all dots labelled with \circ and \square on top, while S_{λ_R} corresponds to all dots labelled with \circ on bottom. The dots labelled with \square on top correspond to S_{μ_L} , the dots labelled with \square on bottom correspond to S_{μ_N} and the dots labelled with \square on bottom correspond to another S_μ . \square

5 Grothendieck ring of a tower of partition algebras

In this section, we shall recall the associative algebra structure on the Grothendieck group of the towers with Axiom (T) in 5.1. The structure constants of the Grothendieck ring over a tower of partition algebras will be calculated in 5.2.

5.1 Grothendieck ring of a tower

Let $\mathcal{A} := (A_n)_{n \geq 0}$ be a tower of algebras with Axiom (T). Denote by $G_0(A_n)$ the Grothendieck group of A_n , and let $G_0(\mathcal{A}) := \bigoplus_{n \geq 0} G_0(A_n)$. One can consider the inductions on $G_0(\mathcal{A})$ in terms of the tensor products.

For $m, n \in \mathbb{N}$, let M be a left A_m -module, and N be a left A_n -module. Recall that the tensor product $M \otimes_k N$ is a left $A_m \otimes_k A_n$ -module with the action $(a \otimes b) \cdot (w \otimes u) = aw \otimes bu$ for $a \in A_m, b \in A_n, w \in M$ and $u \in N$.

The multiplication of the isomorphism classes of an A_m -module M and an A_n -module N can be defined by the induction product:

$$[M] \cdot [N] = [\text{Ind}_{A_m \otimes A_n}^{A_{m+n}} (M \otimes N)],$$

where

$$\begin{aligned} \text{Ind}_{A_m \otimes A_n}^{A_{m+n}} (M \otimes N) &= A_{m+n} \bigotimes_{A_m \otimes A_n} (M \otimes N) \\ &= \frac{A_{m+n} \otimes (M \otimes N)}{\langle a \otimes [(b \otimes c)(w \otimes u)] - [a \rho_{m,n}(b \otimes c)] \otimes w \otimes u \rangle}, \end{aligned}$$

for $a \in A_{m+n}, b \in A_m, c \in A_n, w \in M$ and $u \in N$.

If A_{m+n} is a two-sided projective $A_m \otimes A_n$ -module, then the multiplication is well-defined and admits the associativity (for example, see [1, Theorem 3.5]). Thus, $G_0(\mathcal{A})$ is an associative algebra with $[k]$ as the unit. It is clear that the conclusion holds provided a tower \mathcal{A} is semi-simple (that is, each A_n is semi-simple). As showed in [5], if we let \mathbb{C} be the field of complex numbers, then the partition algebra $P_n(\delta)$ is semi-simple for all but a finite number of $\delta \in \mathbb{C}$.

5.2 Structure constants

For semi-simple cases, all cell modules of the algebra P_n form a complete set of non-isomorphism simple modules by [4, Prop 3.4, 3.8]. Moreover, all tensor product of cell modules $\Delta_m(r_m, \nu_1) \otimes \Delta_n(r_n, \nu_2)$, for $r_m, r_n \in \mathbb{N}, \nu_1 \vdash r_m$ and $\nu_2 \vdash r_n$, form a complete set of non-isomorphism simple modules of the semi-simple algebra $P_m \otimes_k P_n$.

Suppose $\Delta_{m+n}(r, \lambda)$ is a cell module of the partition algebra P_{m+n} with $\lambda \vdash r$. Recall that when $\Delta_{m+n}(r, \lambda) = V_{m+n}^r \otimes S_\lambda$ is restricted as a $P_m \otimes_k P_n$ -module, each $(m+n, r)$ -half diagram in V_{m+n}^r can be viewed as a walled $(m|n, r)$ -half diagram in $V_{m|n}^r$ as well as it can be endowed with a 4-tuple

$$\mathbf{t} = (T_{\text{non-l}}, T_{\text{label}}, L_{\text{left}}, L_{\text{right}})$$

such that $T_{\text{label}} + L_{\text{left}} + L_{\text{right}} = r$. The index set $I_{m|n}^r$ consists of all possible tuples.

Recall also that $T = T_{non-l} + T_{label}$ and as a $P_m \otimes P_n$ -module, the summand of the module $\Delta_{m|n}^\lambda(\mathbf{t})$ is filtered by cell modules of the form

$$\begin{aligned} V_m^{(L_{left}+T)} \otimes \text{Ind}_{k\Sigma(T_{label}+L_{left}) \otimes k\Sigma T_{non-l}}^{k\Sigma L_{left}+T} [(S_{\lambda_L} \oplus (S_{\mu_L} \uparrow)) \otimes S_{\mu_N}] \quad (\text{left}) \\ \otimes \\ V_n^{(T+L_{right})} \otimes \text{Ind}_{k\Sigma T \otimes k\Sigma L_{right}}^{k\Sigma T+L_{right}} [S_\mu \otimes S_{\lambda_R}] \quad (\text{right}) \end{aligned}$$

Here, $\mu \vdash T = (T_{non-l} + T_{label})$, $\mu_N \vdash T_{non-l}$, $\mu_L \vdash T_{label}$, $\lambda_L \vdash L_{left}$, $\lambda_R \vdash L_{right}$. We simply denote as

$$(\mu, \mu_N, \mu_L, \lambda_L, \lambda_R) \vdash (T_{non-l}, T_{label}, L_{left}, L_{right}),$$

and further define

$$\Lambda_{m|n}^{(r,\lambda)} = \{(\mu, \mu_N, \mu_L, \lambda_L, \lambda_R) \mid (\mu, \mu_N, \mu_L, \lambda_L, \lambda_R) \vdash (T_{non-l}, T_{label}, L_{left}, L_{right}) \in I_{m|n}^r\}.$$

Theorem 5.1 *Keep the notations above. Let $P(\delta)$ be a semi-simple tower of the partition algebras with $\delta \in k$, and for $m, n \in \mathbb{N}$ let $\Delta_m(r_m, \nu_1)$ and $\Delta_n(r_n, \nu_2)$ be cell modules of P_m and P_n , respectively, with $r_m, r_n \in \mathbb{N}$, $\nu_1 \vdash r_m$ and $\nu_2 \vdash r_n$. Then we have*

$$[\Delta_m(r_m, \nu_1)] \cdot [\Delta_n(r_n, \nu_2)] = \sum_{(r,\lambda)} a_{\nu_1|\nu_2}^\lambda [\Delta_{m+n}(r, \lambda)],$$

where the pair (r, λ) in sum runs over all indices of cell modules of P_{m+n} and the structure constant

$$a_{\nu_1|\nu_2}^\lambda = \sum_{\mathbf{r}} [c_{\lambda_L|\lambda_R}^\lambda \cdot c_{\mu_L|\mu_N}^\mu \cdot (c_{\lambda_L|\mu_N}^{\nu_1} + \sum_{\omega} c_{\mu_L}^\omega \cdot c_{\omega|\mu_N}^{\nu_1}) \cdot c_{\mu|\lambda_R}^{\nu_2}],$$

where the index $\mathbf{r} = (\mu, \mu_N, \mu_L, \lambda_L, \lambda_R) (\vdash (T_{non-l}, T_{label}, L_{left}, L_{right}))$ runs over all indices of the set $\Lambda_{m|n}^{(r,\lambda)}$ such that

$$r_m = L_{left} + T \text{ and } r_n = L_{right} + T,$$

and the index ω runs over all partitions $\omega \vdash T_{label} + L_{left}$ and $c_{\mu_L}^\omega$ and the symbols of the form $c_{\tau_1|\tau_2}^\tau$ are the Littlewood-Richardson coefficients, that is, the multiplicities of the Specht module S_{μ_L} in restricting module $S_\omega \downarrow_{k\Sigma T_{label}}$ and the tensor product $S_{\tau_1} \otimes S_{\tau_2}$ in restricting module $\text{Res}(S_\tau)$, respectively.

Proof. Firstly, we have the following equalities.

$$\begin{aligned} [\Delta_m(r_m, \nu_1)] \cdot [\Delta_n(r_n, \nu_2)] &= [\text{Ind}_{P_m \otimes P_n}^{P_{m+n}} (\Delta_m(r_m, \nu_1) \otimes \Delta_n(r_n, \nu_2))] \\ &= \sum_{(r,\lambda)} a_{\nu_1|\nu_2}^\lambda [\Delta_{m+n}(r, \lambda)], \end{aligned}$$

where

$$\begin{aligned} a_{\nu_1|\nu_2}^\lambda &:= \dim \text{Hom}(\text{Ind}_{P_m \otimes P_n}^{P_{m+n}} (\Delta_m(r_m, \nu_1) \otimes \Delta_n(r_n, \nu_2)), \Delta_{m+n}(r, \lambda)) \\ &= \dim \text{Hom}(\Delta_m(r_m, \nu_1) \otimes \Delta_n(r_n, \nu_2), \text{Res}_{P_m \otimes P_n}^{P_{m+n}} (\Delta_{m+n}(r, \lambda))). \end{aligned} \quad (1)$$

Due to Theorem 4.2(3), the restricting module $\text{Res}_{\mathbf{P}_m \otimes \mathbf{P}_n}^{\mathbf{P}_{m+n}}(\Delta_{m+n}(r, \lambda))$ is filtered by cell modules of the form $(V^{(1)} \otimes \text{Ind}(S^{(1)})) \otimes (V^{(2)} \otimes \text{Ind}(S^{(2)})) :=$

$$\begin{aligned} V_m^{(L_{\text{left}}+T)} \otimes \text{Ind}_{k\Sigma_{(T_{\text{label}}+L_{\text{left}})} \otimes k\Sigma_{T_{\text{non-l}}}}^{k\Sigma_{L_{\text{left}}+T}} [(S_{\lambda_L} \oplus (S_{\mu_L} \uparrow)) \otimes S_{\mu_N}] \quad (\text{left}) \\ \otimes \\ V_n^{(T+L_{\text{right}})} \otimes \text{Ind}_{k\Sigma_T \otimes k\Sigma_{L_{\text{right}}}}^{k\Sigma_{T+L_{\text{right}}}} [S_{\mu} \otimes S_{\lambda_R}] \quad (\text{right}) \end{aligned}$$

corresponding to the index $\mathbf{r} = (\mu, \mu_N, \mu_L, \lambda_L, \lambda_R)$, and the the multiplicity equals $c_{\lambda_L|\lambda_R}^{\lambda} \cdot c_{\mu_L|\mu_N}^{\mu}$.

Recall that $\Delta_m(r_m, \nu_1) = V_m^{r_m} \otimes S_{\nu_1}$ and $\Delta_n(r_n, \nu_2) = V_n^{r_n} \otimes S_{\nu_2}$, and by Proposition 3.1, it implies $\text{Hom}((V_m^{r_m} \otimes S_{\nu_1}), (V^{(1)} \otimes \text{Ind}(S^{(1)})))$

$$\begin{aligned} &= \text{Hom}((V_m^{r_m} \otimes S_{\nu_1}), V_m^{(L_{\text{left}}+T)} \otimes \text{Ind}_{k\Sigma_{T_{\text{label}}+L_{\text{left}}}}^{k\Sigma_{L_{\text{left}}+T}} \otimes k\Sigma_{T_{\text{non-l}}}) [(S_{\lambda_L} \oplus (S_{\mu_L} \uparrow)) \otimes S_{\mu_N}]) \\ &= \begin{cases} \text{Hom}(S_{\nu_1}, \text{Ind}_{k\Sigma_{(T_{\text{label}}+L_{\text{left}})} \otimes k\Sigma_{T_{\text{non-l}}}}^{k\Sigma_{L_{\text{left}}+T}} [(S_{\lambda_L} \oplus (S_{\mu_L} \uparrow)) \otimes S_{\mu_N}]) & \text{if } r_m = L_{\text{left}} + T, \\ 0 & \text{otherwise.} \end{cases} \quad (2) \end{aligned}$$

and

$$\text{Hom}((V_n^{r_n} \otimes S_{\nu_2}), (V^{(2)} \otimes \text{Ind}(S^{(2)})))$$

$$\begin{aligned} &= \text{Hom}((V_n^{r_n} \otimes S_{\nu_2}), V_n^{(T+L_{\text{right}})} \otimes \text{Ind}_{k\Sigma_T \otimes k\Sigma_{L_{\text{right}}}}^{k\Sigma_{T+L_{\text{right}}}} [S_{\mu} \otimes S_{\lambda_R}]) \\ &= \begin{cases} \text{Hom}(S_{\nu_2}, \text{Ind}_{k\Sigma_T \otimes k\Sigma_{L_{\text{right}}}}^{k\Sigma_{T+L_{\text{right}}}} [S_{\mu} \otimes S_{\lambda_R}]) & \text{if } r_n = L_{\text{right}} + T, \\ 0 & \text{otherwise.} \end{cases} \quad (3) \end{aligned}$$

Further, by Frobenius reciprocity, for formula (2), it yields

$$\begin{aligned} &\text{Hom}(S_{\nu_1}, \text{Ind}_{k\Sigma_{(T_{\text{label}}+L_{\text{left}})} \otimes k\Sigma_{T_{\text{non-l}}}}^{k\Sigma_{L_{\text{left}}+T}} [(S_{\lambda_L} \oplus (S_{\mu_L} \uparrow)) \otimes S_{\mu_N}]) \\ &= \text{Hom}(\text{Res}(S_{\nu_1}), S_{\lambda_L} \otimes S_{\mu_N}) \oplus \text{Hom}(\text{Res}(S_{\nu_1}), (S_{\mu_L} \uparrow) \otimes S_{\mu_N}). \end{aligned}$$

Here, the dimension of the first summand is the Littlewood-Richardson coefficient $c_{\lambda_L|\mu_N}^{\nu_1}$. For the second summand, $S_{\mu_L} \uparrow$ can be filtrated by Specht modules S_{ω} with multiplicity $c_{\mu_L}^{\omega}$, and hence

$$\begin{aligned} &\text{Hom}(\text{Res}(S_{\nu_1}), (S_{\mu_L} \uparrow) \otimes S_{\mu_N}) \\ &= \bigoplus_{\omega} c_{\mu_L}^{\omega} \text{Hom}(\text{Res}(S_{\nu_1}), S_{\omega} \otimes S_{\mu_N}), \end{aligned}$$

and the dimension equals $\sum_{\omega} c_{\mu_L}^{\omega} \cdot c_{\omega|\mu_N}^{\nu_1}$ by Littlewood-Richardson rule.

On the other hand, for formula (3), we have

$$\begin{aligned} &\text{Hom}(S_{\nu_2}, \text{Ind}_{k\Sigma_T \otimes k\Sigma_{L_{\text{right}}}}^{k\Sigma_{T+L_{\text{right}}}} [S_{\mu} \otimes S_{\lambda_R}]) \\ &= \text{Hom}(\text{Res}(S_{\nu_2}), S_{\mu} \otimes S_{\lambda_R}), \end{aligned}$$

and hence the dimension is the Littlewood-Richardson coefficient $c_{\mu|\lambda_R}^{\nu_2}$.

Consequently, it yields

$$a_{\nu_1|\nu_2}^\lambda = \sum_{\mathbf{r}} [c_{\lambda_L|\lambda_R}^\lambda \cdot c_{\mu_L|\mu_N}^\mu \cdot (c_{\lambda_L|\mu_N}^{\nu_1} + \sum_{\omega} c_{\mu_L}^\omega \cdot c_{\omega|\mu_N}^{\nu_1}) \cdot c_{\mu|\lambda_R}^{\nu_2}],$$

where the index $\mathbf{r} = (\mu, \mu_N, \mu_L, \lambda_L, \lambda_R)$ runs over all indices of the set $\Lambda_{m|n}^{(r,\lambda)}$ such that

$$r_m = L_{left} + T \text{ and } r_n = L_{right} + T.$$

□

Acknowledgement

The author is grateful to Dr. Yanbo Li and Zhankui Xiao for many helpful conversations and to Dr. Wei Hu for many useful suggestions.

References

- [1] N. Bergeron, H. Li, Algebraic structures on Grothendieck groups of a tower of algebras, *J. Algebra*, 321(8):2068–2084, 2006.
- [2] A. G. Cox, P. P. Martin, A. E. Parker, C. C. Xi, Representation theory of towers of recollement: theory, notes and examples, *J. Algebra*, 302: 340–360, 2006.
- [3] F. M. Goodman, J. Graber, Cellularity and the Jones basic construction, *Adv. Appl. Math.*, 146:312–362, 2011.
- [4] J. J. Graham, G. I. Lehrer, Cellular algebras, *Invent. Math.*, 123:1–34, 1996.
- [5] T. Halverson, A. Ram, Partition algebras, *European J. Combin.*, 26(6):869–921, 2005.
- [6] R. Hartmann, A. Henke, S. König, and R. Paget, Cohomological stratification of diagram algebras, *Math. Ann.*, 347(4):765–804, 2010.
- [7] R. Hartmann, R. Paget, Young modules and filtration multiplicities for brauer algebras, *Math. Z.*, 254(2):333–357, 2006.
- [8] G. D. James, M. H. Peel, Specht series for skew representations of symmetric groups, *J. Algebra*, 56(2):343–364, 1979.
- [9] V. F. R. Jones, Index for subfactors, *Invent. Math.*, 72(1):1–25, 1983.
- [10] V. F. R. Jones, The Potts model and the symmetric group, In *Subfactors (Kyuzeso, 1993)*, pages 259–267. World Sci. Publ., River Edge, NJ, 1994.

- [11] S. König, C. C. Xi, Cellular algebras: inflations and Morita equivalences, *J. London Math. Soc.*, 60(2):700–722, 1999.
- [12] S. König, C.C. Xi, When is a cellular algebra quasi-hereditary? *Math. Ann.*, 315(2):281–293, 1999.
- [13] P. Martin, Temperley-Lieb algebras for nonplanar statistical mechanics—the partition algebra construction, *J. Knot Theory Ramifications*, 3(1):51–82, 1994.
- [14] I. Paul, Permutation modules for cellularly stratified algebras, arXiv: 1904.00707v1, 2019.
- [15] I. Paul, Restricting cell modules of partition algebras, *J. Algebra*, 532:201–230, 2019.
- [16] P. Wang, The Grothendieck group of a tower of the TemperleyLieb algebras, *J. Algebra Appl.*, 18(7)1950136:1–13, 2019.
- [17] C.C. Xi, Partition algebras are cellular, *Compositio Math.*, 119(1):99–109, 1999.

Pei Wang

Teachers' College, Beijing Union University, Beijing, 100101, P.R.China

E-mail: wangpei19@163.com