

Parallel Finger Search Structures

Seth Gilbert

National University of Singapore

Wei Quan Lim

National University of Singapore

Keywords

Parallel data structures, multithreading, dictionaries, comparison-based search, distribution-sensitive algorithms

Abstract

We present ¹ two versions of a **parallel finger structure** \mathbb{FS} on p processors that supports searches, insertions and deletions, and has a fixed number of movable fingers. This is to our knowledge the first implementation of a parallel search structure that is **work-optimal** with respect to the finger bound and yet has very good parallelism (within a factor of $O((\log p)^2)$ of optimal). We utilize an **extended implicit batching** framework that transparently facilitates the use of \mathbb{FS} by any parallel program P that is modelled by a dynamically generated DAG D where each node is either a unit-time instruction or a call to \mathbb{FS} .

The total work done by either version of \mathbb{FS} is bounded by the **finger bound** F_L (for some linearization L of D), i.e. each operation on an item with finger distance r takes $O(\log r + 1)$ amortized work; it is cheaper for items closer to a finger. Running P using the simpler version takes $O\left(\frac{T_1 + F_L}{p} + T_\infty + d \cdot ((\log p)^2 + \log n)\right)$ time on a greedy scheduler, where T_1, T_∞ are the size and span of D respectively, and n is the maximum number of items in \mathbb{FS} , and d is the maximum number of calls to \mathbb{FS} along any path in D . Using the faster version, this is reduced to $O\left(\frac{T_1 + F_L}{p} + T_\infty + d \cdot (\log p)^2 + s_L\right)$ time, where s_L is the weighted span of D where each call to \mathbb{FS} is weighted by its cost according to F_L .

The data structures in our paper fit into the **dynamic multithreading** paradigm, and their performance bounds are directly **composable** with other data structures given in the same paradigm. Also, the results can be translated to practical implementations using work-stealing schedulers.

Acknowledgements

We would like to express our gratitude to our families and friends for their wholehearted support, to the kind reviewers who provided helpful feedback, and to all others who have given us valuable comments and advice. This research was supported in part by Singapore MOE AcRF Tier 1 grant T1 251RES1719.

1 Introduction

There has been much research on designing parallel programs and parallel data structures. The **dynamic multithreading paradigm** (see [14] chap. 27) is one common parallel programming model, in which algorithmic parallelism is expressed through parallel programming primitives such as fork/join (also spawn/sync), parallel loops and synchronized methods, but the program cannot stipulate any mapping from subcomputations to processors. This is the case with many parallel languages and libraries, such as Cilk dialects [20, 24], Intel TBB [32], Microsoft Task Parallel Library [35] and subsets of OpenMP [29].

Recently, Agrawal et al. [3] introduced the exciting **modular design** approach of **implicit batching**, in which the programmer writes a multithreaded parallel program that uses a **black box** data structure, treating calls to the data structure as basic operations, and also provides a data structure that supports batched operations. Given these, the runtime system automatically combines these two components together, buffering data structure operations generated by the program, and executing them in batches on the data structure.

This idea was extended in [4] to data structures that do not process only one batch at a time (to improve parallelism). In this **extended implicit batching framework**, the runtime system not only holds the data structure operations in a **parallel buffer**, to form the next **input batch**, but also **notifies** the data structure on receiving the first operation in each batch. Independently, the data structure can at any point **flush** the parallel buffer to get the next batch.

This framework nicely supports **pipelined** batched data structures, since the data structure can decide when it is ready to get the next input batch from the parallel buffer, which may be even before it has finished processing the previous batch. Furthermore, this framework makes it easy for us to build **composable** parallel algorithms and data structures with composable performance bounds. This is demonstrated by both the parallel working-set map in [4] and the parallel finger structure in this paper.

¹ This is the authors' version of a paper submitted to the 33rd International Symposium on Distributed Computing (DISC '19). It is posted here for your personal or classroom use. Not for redistribution. © 2019 Copyright is held by the owner/author(s).

Finger Structures

The **map** (or **dictionary**) data structure, which supports inserts, deletes and searches/updates, collectively referred to as **accesses**, comes in many different kinds. A common implementation of a map is a balanced binary search tree such as an AVL tree or a red-black tree, which (in the comparison model) takes $O(\log n)$ worst-case cost per access for a tree with n items. There are also maps such as splay trees [34] that have amortized rather than worst-case performance bounds.

A **finger structure** is a special kind of map that comes with a **fixed finger** at each end and a (fixed) number of **movable fingers**, each of which has a key (possibly $-\infty$ or ∞ or between adjacent items in the map) that determines its position in the map, such that accessing items nearer the fingers is cheaper. For instance, the finger tree [22] was designed to have the finger property in the worst case; it takes $O(\log r + 1)$ steps per operation with finger distance r (Definition 1), so its total cost satisfies the finger bound (Definition 2).

Definition 1 (Finger Distance). Define the **finger distance of accessing an item** x on a finger structure M to be the number of items from x to the nearest finger in M (including x), and the **finger distance of moving a finger** to be the distance moved.

Definition 2 (Finger Bound). Given any sequence L of N operations on a finger structure M , let F_L denote the **finger bound** for L , defined by $F_L = \sum_{i=1}^N (\log r_i + 1)$ where r_i is the finger distance of the i -th operation in L when L is performed on M .

Main Results

We present in this paper, to the best of our knowledge, the first parallel finger structure. In particular, we design two parallel maps that are **work-optimal** with respect to the **Finger Bound** F_L (i.e. it takes $O(F_L)$ work) for some linearization L of the operations (that is consistent with the results), while having very good parallelism. (We assume that each key comparison takes $O(1)$ steps.)

These parallel finger structures can be used by any parallel program P , whose actual execution is captured by a **program DAG** D , where each node is an instruction that finishes in $O(1)$ time or a call to the finger structure M , called an **M -call**, that blocks until the result is returned, and each edge represents a dependency due to the parallel programming primitives.

The first design, called \mathbb{FS}_1 , is a simpler data structure that processes operations one batch at a time.

Theorem 3 (\mathbb{FS}_1 Performance). If P uses \mathbb{FS}_1 (as M), then its running time on p processes using any greedy scheduler (i.e. at each step, as many tasks are executed as are available, up to p) is

$$O\left(\frac{T_1 + F_L}{p} + T_\infty + d \cdot ((\log p)^2 + \log n)\right)$$

for some linearization L of M -calls in D , where T_1 is the number of nodes in D , and T_∞ is the number of nodes on the longest path in D , and d is the maximum number of M -calls on any path in D , and n is the maximum size of M .²

Notice that if M is an ideal concurrent finger structure (i.e. one that takes $O(F_L)$ work), then running P using M on p processors according to the linearization L takes $\Omega(T_{opt})$ worst-case time where $T_{opt} = \frac{T_1 + F_L}{p} + T_\infty$. Thus \mathbb{FS}_1 gives an essentially optimal time bound except for the ‘span term’ $d \cdot ((\log p)^2 + \log n)$, which adds $O((\log p)^2 + \log n)$ time per \mathbb{FS}_1 -call along some path in D .

The second design, called \mathbb{FS}_2 , uses a complex internal pipeline to reduce the ‘span term’.

Theorem 4 (\mathbb{FS}_2 Performance). If P uses \mathbb{FS}_2 , then its running time on p processes using any greedy scheduler is

$$O\left(\frac{T_1 + F_L}{p} + T_\infty + d \cdot (\log p)^2 + s_L\right)$$

for some linearization L of M -calls in D , where d is the maximum number of \mathbb{FS}_2 -calls on any path in D , and s_L is the weighted span of D where each \mathbb{FS}_2 -call is weighted by its cost according to F_L , except that each finger-move operation is weighted by $\log n$. Specifically, each access \mathbb{FS}_2 -call that is an access with finger distance r according to L is given the weight $\log r + 1$, and each \mathbb{FS}_2 -call that is a finger-move is given the weight $\log n$, and s_L is the maximum weight of any path in D . Thus, ignoring finger-move operations, \mathbb{FS}_2 gives an essentially optimal time bound up to an extra $O((\log p)^2)$ time per \mathbb{FS}_2 -call along some path in D .

We shall first focus on basic finger structures with just one fixed finger at each end, since we can implement the general finger structure with f movable fingers by essentially concatenating $(f + 1)$ basic finger structures, as we shall explain later in Section 6. We will also discuss later in Section 7 how to adapt our results for work-stealing schedulers that can actually be provided by a real runtime system.

² To cater to instructions that may not finish in $O(1)$ time (e.g. due to memory contention), it suffices to define T_1 and T_∞ to be the (weighted) work and span (Definition 5) respectively of the program DAG where each M -call is assumed to take $O(1)$ time.

Challenges & Key Ideas

The sequential finger structure in [22] (essentially a B-tree with carefully staggered rebalancing) takes $O(\log r + 1)$ worst-case time per operation with finger distance r , but seems impossible to parallelize efficiently. It turns out that relaxing this bound to $O(\log r + 1)$ amortized time admits a *simple sequential finger structure* \mathbb{FS}_0 (Section 3) that can be parallelized. In \mathbb{FS}_0 , the items are stored in order in a list of segments $S_0[0], S_0[1], \dots, S_0[l], S_1[l], \dots, S_1[1], S_1[0]$, where each segment $S_i[k]$ is a balanced binary search tree with size at most $3 \cdot c(k)$ but at least $c(k)$ unless $k = l$, where $c(k) = 2^{2^{k+1}}$. This ensures that $S_i[k]$ has height $O(2^k)$, and that the r least items are in the first $\log O(\log r)$ segments and the r greatest items are in the last $\log O(\log r)$ segments. Thus for each operation with finger distance r , it takes $O(\log r + 1)$ time to search through the segments from both ends simultaneously to find the correct segment and perform the operation in it. After that, we rebalance the segments to preserve the size invariant, in such a way that each imbalanced segment $S_i[k]$ will have new size $2 \cdot c(k)$. This *double-exponential* segment sizes and the *reset-to-middle* rebalancing is critical in ensuring that all the rebalancing takes $O(1)$ amortized time per operation, even if each rebalancing cascade may take up to $\Theta(\log n)$ time.

The challenge is to parallelize \mathbb{FS}_0 while preserving the total work. Naturally, we want to process operations in batches, and use a batch-parallel search structure in place of each binary search tree. This may seem superficially similar to the parallel working-set map in [4], but the techniques in the earlier paper cannot be applied in the same way, for three main reasons.

Firstly, searches and deletions for items not in the map must still be cheap if they have small finger distance, so we have to *eliminate these operation in a separate preliminary phase* by an unsorted search of the smaller segments, before sorting and executing the other operations.

Secondly, insertions and deletions must be cheap if they have small finger distance (e.g. deleting an item from the first segment must have $O(1)$ cost), so we *cannot enforce a tight segment size invariant*, otherwise rebalancing would be too costly.

This is unlike the parallel working-set map, where we not only have a budget of $O(\log n)$ for each insertion or deletion or failed search, but also must shift accessed items sufficiently near to the front to achieve the desired span bound. The rebalancing in the parallel finger structures in this paper is hence completely different from that in the parallel working-set map.

Thirdly, for the faster version \mathbb{FS}_2 where the larger segments are pipelined, in order to keep all segments sufficiently balanced, the pipelined segments must never be too underfull, so we must *carefully restrict when a batch is allowed to be processed at a segment*. Due to this, we cannot even guarantee that a batch of operations will proceed at a consistent pace through the pipeline, but we can use an accounting argument to bound the ‘excess delay’ by the number of \mathbb{FS}_2 -calls divided by p .

Other Related Work

There are many approaches for designing efficient parallel data structures, so as to make maximal use of parallelism in a multi-processor system, whether with empirical or theoretical efficiency.

For example, Ellen et al. [17] show how to design a non-blocking concurrent binary search tree, with later work analyzing the amortized complexity [16] and generalizing this technique [13]. Another notable concurrent search tree is the CBTREE [2, 1], which is based on the splay tree. But despite experimental success, the theoretical access cost for these tree structures may increase with the number of concurrent operations due to contention near the root, and some of them do not even maintain balance (i.e., the height may get large).

Another method is software combining [19, 23, 30], where each process inserts a request into a shared queue and at any time one process is sequentially executing the outstanding requests. This generalizes to parallel combining [6], where outstanding requests are executed in batches on a suitable batch-parallel data structure (similar to implicit batching). These methods were shown to yield empirically efficient concurrent implementations of various common abstract data structures including stacks, queues and priority queues.

In the PRAM model, Paul et al. [31] devised a parallel 2-3 tree where p synchronous processors can perform a sorted batch of p operations on a parallel 2-3 tree of size n in $O(\log n + \log p)$ time. Blelloch et al. [10] show how to increase parallelism of tree operations via pipelining. Other similar data structures include parallel treaps [11] and a variety of work-optimal parallel ordered sets [8] supporting unions and intersections with optimal work, but these do not have optimal span. As it turns out, we can in fact have parallel ordered sets with optimal work and span [5, 26].

Nevertheless, the programmer cannot use this kind of parallel data structure as a black box with atomic operations in a high-level parallel program, but must instead carefully coordinate access to it. This difficulty can be eliminated by designing a suitable *batch-parallel* data structure and using *implicit batching* [3] or *extended implicit batching* as presented in [4] and more fully in this paper. Batch-parallel implementations have been designed for various data structures including weight-balanced B-trees [18], priority queues [6], working-set maps [4] and euler-tour trees [36].

2 Parallel Computation Model

In this section, we describe parallel programming primitives in our model, how a parallel program generates an execution DAG, and how we measure the cost of an execution DAG.

2.1 Parallel Primitives

The parallel finger structures \mathbb{FS}_1 and \mathbb{FS}_2 in this paper are described and explained as multithreaded data structures that can be used as composable building blocks in a larger parallel program. In this paper we shall focus on the abstract algorithms behind \mathbb{FS}_1 and \mathbb{FS}_2 , relying merely on the following parallel programming primitives (rather than model-specific implementation details, but see Appendix [Section A.6](#) for those):

1. **Threads:** A thread can at any point *terminate* itself (i.e. finish running). Or it can *fork* another thread, obtaining a pointer to that thread, or *join* to a previously forked thread (i.e. wait until that thread terminates). Or it can *suspend* itself (i.e. temporarily stop running), after which a thread with a pointer to it can *resume* it (i.e. make it continue running from where it left off). Each of these takes $O(1)$ time.
2. **Non-blocking locks:** Attempts to *acquire* a non-blocking lock are serialized but do not block. Acquiring the lock succeeds if the lock is not currently held but fails otherwise, and *releasing* always succeeds. If k threads concurrently access the lock, then each access finishes within $O(k)$ time.
3. **Dedicated lock:** A dedicated lock is a blocking lock initialized with a constant number of keys, where concurrent threads must use different keys to *acquire* it, but *releasing* does not require a key. Each attempt to acquire the lock takes $O(1)$ time, and the thread will acquire the lock after at most $O(1)$ subsequent acquisitions of that lock.
4. **Reactivation calls:** A procedure P with no input/output can be encapsulated by a reactivation wrapper, in which it can be run only via *reactivations*. If there are always at most $O(1)$ concurrent reactivations of P , then whenever a thread *reactivates* P , if P is not currently running then it will start running (in another thread forked in $O(1)$ time), otherwise it will run within $O(1)$ time after its current run finishes.

We also make use of basic batch operations, namely filtering, sorted partitioning, joining and merging (see Appendix [Section A.2](#)), which have easy implementations using arrays in the CREW PRAM model. So \mathbb{FS}_1 and \mathbb{FS}_2 (using a work-stealing scheduler) can be implemented in the (synchronous) Arbitrary CRCW PRAM model with fetch-and-add, achieving the claimed performance bounds. Actually, \mathbb{FS}_1 and \mathbb{FS}_2 were also designed to function correctly with the same performance bounds in a much stricter computation model called the QRMW parallel pointer machine model (see Appendix [Section A.1](#) for details).

2.2 Execution DAG

The **program DAG** D captures the high-level execution of P , but the actual complete execution of P (including interaction between data structure calls) is captured by the **execution DAG** E (which may be schedule-dependent), in which each node is a basic instruction and the directed edges represent the computation dependencies (such as constrained by forking/joining of threads and acquiring/releasing of blocking locks). At any point during the execution of P , a node in the program/execution DAG is said to be **ready** if its parent nodes have been executed. At any point in the execution, an **active thread** is simply a ready node in E , while a **terminated/suspended thread** is an executed node in E that has no child nodes.

The execution DAG E consists of **program nodes** (specifically *P-nodes*) and **ds (data-structure) nodes**, which are dynamically generated as follows. At the start E has a single program node, corresponding to the start of the program P . Each node could be a **normal instruction** (i.e. basic arithmetic/memory operation) or a **parallel primitive** (see [Section 2.1](#)). Each program node could also be a **data structure call**.

When a (ready) node is executed, it may generate child nodes or *terminate*. A normal instruction generates one child node and no extra edges. A *join* generates a child node with an extra edge to it from the *terminate* node of the joined thread. A *resume* generates an extra child node (the resumed thread) with an edge to it from the *suspend* node of the originally suspended thread. Accesses to locks and reactivation calls would each expand to a subDAG comprised of normal instructions and possibly *fork/suspend/resume*.

The program nodes correspond to nodes in the program DAG D , and except for data structure calls they generate only program nodes. A call to a data structure M is called an *M-call*. If M is an ordinary (non-batched) data structure, then an *M-call* generates an *M-node* (and every *M-node* is a ds node), which thereafter generates only *M-nodes* except for calls to other data structures (external to M) or returning the result of some operation (generating a program node with an edge to it from the original *M-call*).

For each operation on an item x , we find the segment $S_i[k]$ that x fits in, by checking the range of items in $S_0[a]$ and $S_1[a]$ for each a from 0 to l and stopping once k is found, and then perform the desired operation on the 2-3 tree in $S_i[k]$. This takes $O(k + \log(t(k) + c(k))) \subseteq O(2^k)$ steps, and $2^k = \log_2 c(k-1) \leq \log_2 r + 1$ where r is the finger distance of the operation.

After that, if $S_i[k]$ becomes imbalanced, we **rebalance** it by shifting (appropriate) items to or from $S_i[k+1]$ (after creating empty segment $S_i[k+1]$ if it does not exist) to make $S_i[k]$ have target size or as close as possible (via a suitable split then join of the 2-3 trees), and then $S_i[k+1]$ is removed if it is the last segment and is now empty. After the rebalancing, $S_i[k]$ will not only be balanced but also have size within its target capacity. But now $S_i[k+1]$ may become imbalanced, so the rebalancing may cascade.

Finally, if one chain $S_i[0..l']$ is longer than the other chain $S_j[0..l]$, it must be that $l' = l + 1$, so we **rebalance** the chains as follows: If $S_j[l]$ is below target size, shift items from $S_i[l']$ to $S_j[l]$ to fill it up to target size. If $S_j[l]$ is (still) below target size, remove the now empty $S_i[l']$, otherwise add a new empty segment $S_j[l+1]$.

Rebalancing may cascade throughout the whole chain and take $\Theta(\log n)$ steps. But we shall show below that the rebalancing costs can be amortized away completely, and hence each operation with finger distance r takes $O(\log r + 1)$ amortized steps, giving us the finger bound for \mathbb{FS}_0 . We will later use the same technique in analyzing \mathbb{FS}_1 and \mathbb{FS}_2 as well.

Lemma 8 (\mathbb{FS}_0 Rebalancing Cost). All the rebalancing takes $O(1)$ amortized steps per operation.

Proof. We shall maintain the invariant that each segment $S_i[k]$ with q items beyond (i.e. above or below) its target capacity has at least $q \cdot 2^{-k}$ stored credits. Each operation is given 1 credit, and we use it to pay for any needed extra stored credits at the segment where we perform the operation. Whenever a segment $S_i[k]$ is rebalanced, it must have had q items beyond its target capacity for some $q > c(k)$, and so had at least $q \cdot 2^{-k}$ stored credits. Also, the rebalancing itself takes $O(\log(t(k) + q) + \log(t(k+1) + c(k+1) + q)) \subseteq O(\log q) \subseteq O(q \cdot 2^{-k})$ steps, after which $S_i[k+1]$ needs at most $q \cdot 2^{-(k+1)}$ extra stored credits. Thus the stored credits at $S_i[k]$ can be used to pay for both the rebalancing and any extra stored credits needed by $S_i[k+1]$. Whenever the chains are rebalanced, it can be paid for by the last segment rebalancing (which created or removed a segment), and no extra stored credits are needed. Therefore the total rebalancing cost amounts to $O(1)$ per operation. \diamond

4 Simpler Parallel Finger Structure

We now present our simpler parallel finger structure \mathbb{FS}_1 . The idea is to use the amortized sequential finger structure \mathbb{FS}_0 (Section 3) and execute operations in batches. We group each pair of segments $S_0[k]$ and $S_1[k]$ into one **section** $S[k]$, and we say that an item x **fits in** the sections $S[j..k]$ iff x fits in some segment in $S[j..k]$.

The items in each segment are stored in a **batch-parallel map** (Appendix Section A.5), which supports:

- ✧ **Unsorted batch search:** Search for an unsorted batch of b items within $O(b \cdot \log n)$ work and $O(\log b \cdot \log n)$ span, tagging each search with the result, where n is the map size.
- ✧ **Sorted batch access:** Perform an item-sorted batch of b operations on distinct items within $O(b \cdot \log n)$ work and $O(\log b + \log n)$ span, tagging each operation with the result, where n is the map size.
- ✧ **Split:** Split a map of size n around a given pivot rank (into lower+upper parts) within $O(\log n)$ work/span.
- ✧ **Join:** Join maps of total size n separated by a pivot (i.e. lower+upper parts) within $O(\log n)$ work/span.

For each section $S[k]$, we can perform a batch of b operations on it within $O(b \cdot \log c(k))$ work and $O(\log b + \log c(k))$ span if we have the batch sorted. Excluding sorting, the total work would satisfy the finger bound for the same reason as in \mathbb{FS}_0 . However, we cannot afford to sort the input batch right at the start, because if the batch had b searches of distinct items all with finger distance $O(1)$, then it would take $\Omega(b \cdot \log b)$ work and exceed our finger bound budget of $O(b)$.

We can solve this by splitting the sections into two slabs, where the first slab comprises the first $\log \log(2b)$ sections, and passing the batch through a preliminary phase in which we merely perform an unsorted search of the relevant items in the first slab, and eliminate operations on items that fit in the first slab but are neither found nor to be inserted.

This preliminary phase takes $O(\log c(k))$ work per operation and $O(\log b \cdot \log c(k))$ span at each section $S[k]$. We then sort the uneliminated operations and execute them on the appropriate slab. For this, ordinary sorting still takes too much work as there can be many operations on the same item, but it turns out that the finger bound budget is enough to pay for entropy-sorting (Appendix Definition 31), which takes $O(\log \frac{b}{q} + 1)$ work for each item that occurs q times in the batch. Rebalancing the segments and chains is a little tricky, but if done correctly it takes $O(1)$ amortized work per operation. Therefore we achieve work-optimality while being able to process each batch within $O((\log b)^2 + \log n)$ span. The details are below.

4.1 Description of \mathbb{FS}_1

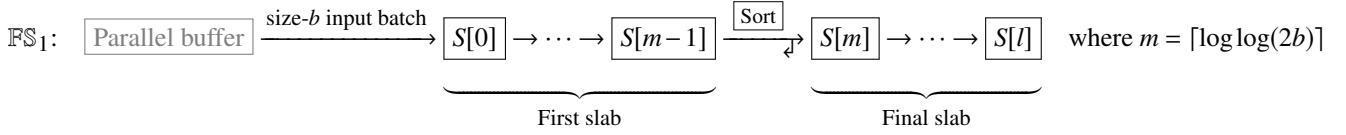


Figure 2: \mathbb{FS}_1 Outline

\mathbb{FS}_1 -calls are put into the parallel buffer (Section 2) for \mathbb{FS}_1 . Whenever the previous batch is done, \mathbb{FS}_1 flushes the parallel buffer to obtain the next batch B . Let b be the size of B , and we can assume $b > 1$. Based on b , the sections in \mathbb{FS}_1 are conceptually divided into two slabs, the **first slab** comprising sections $S[0..m-1]$ and the **final slab** comprising sections $S[m..l]$, where $m = \lceil \log \log(2b) \rceil + 1$ (where \log is the binary logarithm). The items in each segment are stored in a batch-parallel map (Appendix Section A.5).

\mathbb{FS}_1 processes the input batch B in four phases:

1. **Preliminary phase:** For each first slab section $S[k]$ in order (i.e. k from 0 to $m-1$) do as follows:
 - (a) Perform an unsorted search in each segment in $S[k]$ for all the items relevant to the remaining batch B' (of direct pointers into B), and tag the operations in the original batch B with the results.
 - (b) Remove all operations on items that fit in $S[k]$ from the remaining batch B' .
 - (c) Skip the rest of the first slab if B' becomes empty.
2. **Separation phase:** Partition B based on the tags into three parts and handle each part separately as follows:
 - (a) **Ineffectual operations** (on items that fit in the first slab but are neither found nor to be inserted): Return the results.
 - (b) **Effectual operations** (on items found in or to be inserted into the first slab): Entropy-sort (Appendix Definition 31) them in order of access type (search, update, insertion, deletion) with deletions last, followed by item, combining operations of the same access type on the same item into one **group-operation** that is treated as a single operation whose **effect** is the last operation in that group. Each group-operation is stored in a leaf-based binary tree with height $O(\log b)$ (but not necessarily balanced), and the combining is done during the entropy-sorting itself.
 - (c) **Residual operations** (on items that do not fit in the first slab): Sort them while combining operations in the same manner as for effectual operations.³
3. **Execution phase:** Execute the effectual operations as a batch on the first slab, and then execute the residual operations as a batch on the final slab, for each slab doing the following at each section $S[k]$ in order (small to big):
 - (a) Let $G_{1..4}$ be the partition of the batch of operations into the 4 access types (deletions last), each G_a sorted by item.
 - (b) For each segment $S_i[k]$ in $S[k]$, and for each a from 1 to 4, cut out the operations that fit in $S_i[k]$ from G_a , and perform those operations (as a sorted batch) on $S_i[k]$, and then return their results.
 - (c) Skip the rest of the slab if the batch becomes empty.
4. **Rebalancing phase:** Rebalance all the segments and chains, by doing the following:
 - (a) **Segment rebalancing:** For each chain S_i , for each segment $S_i[k]$ in S_i in order (small to big):
 - i. If $k > 0$ and $S_i[k-1]$ is overfull, shift items from $S_i[k-1]$ to $S_i[k]$ to make $S_i[k-1]$ have target size.
 - ii. If $k > 0$ and $S_i[k-1]$ is underfull and $S_i[k]$ has at least $\frac{c(k)}{2}$ items, let $S_i[k']$ be the first underfull segment in S_i , and **fill** $S_i[k'..k-1]$ using $S_i[k]$ as follows: for each j from $k-1$ down to k' , shift items from $S_i[j+1]$ to $S_i[j]$ to make $S_i[k'..j]$ have total size $\sum_{a=k'}^j t(a)$ or as close as possible, and then remove $S_i[j+1]$ if it is emptied.
 - iii. If $S_i[k]$ is (still) overfull and is the last segment in S_i , create a new (empty) segment $S_i[k+1]$.
 - iv. Skip the rest of the current slab if $S_i[k]$ is (now) balanced and the execution phase had skipped $S[k]$.
 - (b) **Chain rebalancing:** After that, if one chain S_i is longer than the other chain S_j , repeat the following until the chains are the same length:
 - i. Let the current chains be $S_i[0..k]$ and $S_j[0..k']$. Create new (empty) segments $S_j[k'+1..k]$, and shift all items from $S_i[k]$ to $S_j[k]$, and then **fill** the underfull segments in $S_j[k'..k-1]$ using $S_j[k]$ (as in step 4a ii).
 - ii. If $S_j[k]$ is (now) empty again, remove $S[k]$.

³ This does not require entropy-sorting, but combining merge-sort essentially achieves the entropy bound anyway.

4.2 Analysis of \mathbb{FS}_1

First we establish that the rebalancing phase works, by proving the following two lemmas.

Lemma 9 (\mathbb{FS}_1 Segment Rebalancing Invariant). During the segment rebalancing (step 4a), just after the iteration for segment $S_i[k]$, for any imbalanced segment $S_i[k']$ in $S_i[0..k]$, either $k' = k$ or $S_i[k'..k]$ are all underfull.

Proof. The invariant clearly holds for $S_i[0]$. Consider each iteration for segment $S_i[k]$ during the segment rebalancing where $k > 0$. If $S_i[k]$ had less than $\frac{c(k)}{2}$ items, then that iteration does nothing, and the invariant is trivially preserved. If $S_i[k-1]$ was overfull, then by the invariant it must have been the only imbalanced segment in $S_i[0..k-1]$, and would be balanced in step 4ai, preserving the invariant. If $S_i[k-1]$ was underfull but $S_i[k]$ had at least $\frac{c(k)}{2}$ items, then in step 4aii $S_i[k'..k-1]$ would be filled using $S_i[k]$, which had at least $\frac{c(k)}{2} \geq \sum_{a=k}^{k-1} t(a)$ items unless it is the last segment in its chain, and hence after that every segment in $S_i[k'..k-1]$ (that is not removed) would be balanced, preserving the invariant. Finally, if $S_i[k]$ is balanced at the end of that iteration, and had been skipped by the execution phase, then by the invariant all segments in $S_i[0..k]$ are balanced, and all segments skipped by the rebalancing phase are also balanced, so the invariant is preserved. \diamond

Lemma 10 (\mathbb{FS}_1 Chain Rebalancing Iterations). The chain rebalancing (step 4b) takes at most two iterations, after which both chains S_0 and S_1 will have equal length and all their segments will be balanced.

Proof. By Lemma 9, all segments in each chain will be balanced after the segment rebalancing (step 4a). After that, if one chain $S_i[0..k]$ is longer than the other chain $S_j[0..k']$, the first chain rebalancing iteration transfers all items in $S_i[k]$ to the other chain (step 4bi), leaving $S_i[k]$ empty. If $S_j[k]$ remains non-empty, then both chains have length k and we are done. Otherwise, $S_j[k]$ would be removed, and then the second chain rebalancing iteration transfers all items in $S_i[k-1]$ to the other chain, which is at least $c(k-1) \geq \sum_{a=0}^{k-2} t(a)$ items, so every segment in $S_j[k'..k-2]$ would be filled to target size, and hence both chains would have length $(k-1)$. \diamond

Next we bound the work done by \mathbb{FS}_1 .

Definition 11 (Inward Order). Take any sequence A of map operations and let I be the set of items accessed by operations in A . Define the **inward distance** of an operation in A on an item x to be $\min(\text{size}(I_{\leq x}), \text{size}(I_{\geq x}))$. We say that A is in **inward order** iff its operations are in order of (non-strict) increasing inward distance. Naturally, we say that A is in **outward order** iff its reverse is in inward order.

Theorem 12 (\mathbb{FS}_1 Work). \mathbb{FS}_1 takes $O(F_L)$ work for some linearization L of \mathbb{FS}_1 -calls in D .

Proof. Let L^* be a linearization of \mathbb{FS}_1 -calls in D such that:

- ✧ Operations on \mathbb{FS}_1 in earlier input batches are before those in later input batches.
- ✧ The operations within each batch are ordered as follows:
 1. Ineffectual operations are before effectual/residual operations.
 2. Effectual/residual operations are in order of access type (deletions last).
 3. Effectual insertions are in inward order, and effectual deletions are in outward order.
 4. Operations in each group-operation are consecutive and in the same order as in that group.

Let L' be the same as L^* except that in point 3 effectual deletions are ordered so that those on items in earlier sections are later (instead of outward order). Now consider each input batch B of b operations on \mathbb{FS}_1 .

In the preliminary and execution phases, each section $S[a]$ takes $O(2^a)$ work per operation. Thus each operation in B with finger distance r according to L' on an item x that was found to fit in section $S[k]$ takes $O(\sum_{a=0}^k 2^a) = O(2^k) \subseteq O(\log r + 1)$ work, because $r \geq \sum_{a=0}^{k-1} c(a) + 1 \geq \frac{1}{2}c(k-1)$ if $S[k]$ is in the first slab (since earlier effectual operations in B did not delete items in $S[0..k-1]$), and $r \geq \sum_{a=0}^{k-1} c(a) - b \geq \frac{1}{2}c(k-1)$ if $S[k]$ is in the final slab (since $b \leq \frac{1}{2}c(m-1)$). Therefore these phases take $O(F_{L'})$ work in total.

Let G be the effectual operations in B as a subsequence of L^* . Entropy-sorting G takes $O(H+b)$ work (Appendix Theorem 32), where H is the entropy of G (i.e. $H = \sum_{i=1}^b \log \frac{b}{q_i}$ where q_i is the number of occurrences of the i -th operation in G). Partition G into 3 parts: searches/updates G_1 and insertions G_2 and deletions G_3 . And let H_j be the entropy of G_j . Then $H = \sum_{j=1}^3 H_j + \sum_{i=1}^b \log \frac{b}{b_i}$ where b_i is the number of operations in the same part of G as the i -th operation in G , and $\sum_{i=1}^b \log \frac{b}{b_i} \leq b \cdot \log \left(\frac{1}{b} \sum_{i=1}^b \frac{b}{b_i} \right) = b \cdot \log 3$ by Jensen's inequality. Thus entropy-sorting G takes $O\left(\sum_{j=1}^3 H_j + b\right)$ work. Let C_j be the cost of G_j according to F_L^* . Since each operation in G_j has inward distance (with respect to G_j) at most its finger distance according to L^* , we have $H_j \in O(C_j)$ (Appendix Theorem 28), and hence entropy-sorting takes $O(F_{L^*})$ work in total.

Sorting the residual operations in the batch B (that do not fit in the first slab) takes $O(\log b) \subseteq O(\log r)$ work per operation with finger distance r according to L^* , since $r \geq c(m-1) \geq 2b$.

Therefore the separation phase takes $O(F_{L^*})$ work in total. Finally, the rebalancing phase takes $O(1)$ amortized work per operation, as we shall prove in the next lemma. Thus \mathbb{FS}_1 takes $O(\max(F_{L^*}, F_{L'}))$ total work. \diamond

Lemma 13 (\mathbb{FS}_1 Rebalancing Work). The rebalancing phase of \mathbb{FS}_1 takes $O(1)$ amortized work per operation.

Proof. We shall maintain the credit invariant that each segment $S_i[k]$ with q items beyond its target capacity has at least $q \cdot 2^{-k}$ stored credits. The execution phase clearly increases the total stored credits needed by at most 1 per operation, which we can pay for. We now show that the invariant can be preserved after the segment rebalancing and the chain rebalancing.

During the segment rebalancing (step 4a), each shift is performed between some neighbouring segments $S_i[k]$ and $S_i[k+1]$, where $S_i[k]$ has $t(k)+q$ items and $S_i[k+1]$ has $t(k+1)+q'$ items just before the shift, and $|q| > c(k)$. The shift clearly takes $O(\log(t(k)+q) + \log(t(k+1)+q'))$ work. If $q' < 2 \cdot t(k+1)$ then this is obviously just $O(\log t(k) + \log |q|)$ work. But if $q' > 2 \cdot t(k+1)$, then $S_i[k+1]$ will also be rebalanced in step 4ai of the next segment balancing iteration, since at most $\sum_{a=0}^k t(a) \leq t(k+1)$ items will be shifted from $S_i[k+1]$ to $S_i[k]$ in step 4aii, and hence $S_i[k+1]$ will still have at least q' items. In that case, the second term $O(\log(t(k+1)+q'))$ in the work bound for this shift can be bounded by the first term of the work bound for the subsequent shift from $S_i[k+1]$ to $S_i[k+2]$, since $\log(t(k+1)+q') \in O(\log q')$. Therefore in any case we can treat this shift as taking only $O(\log t(k) + \log |q|) \subseteq O(\log |q|) \subseteq O(|q| \cdot 2^{-k})$ work.

Now consider the two kinds of segment rebalancing:

- ✧ *Overflow:* step 4ai shifts items from overfull $S_i[k]$ to $S_i[k+1]$, where $S_i[k]$ has $t(k)+u$ items just before the shift. After the shift, $S_i[k]$ has target size and needs no stored credits, and $S_i[k+1]$ would need at most $u \cdot 2^{-(k+1)}$ extra stored credits. Thus the $u \cdot 2^{-k}$ credits stored at $S_i[k]$ can pay for both the shift and the needed extra stored credits.
- ✧ *Fill:* step 4aii fills some underfull segments $S_i[k'..k]$ using $S_i[k+1]$, where $S_i[j]$ has $t(j)-u_i(j)$ items just before the fill, for each $j \in [k'..k]$. After the fill, every segment in $S_i[k'..k]$ would have target size and need no stored credits, and $S_i[k+1]$ will need at most $\left(\sum_{j=k'}^k u_i(j)\right) \cdot 2^{-(k+1)} \leq \frac{1}{2} \sum_{j=k'}^k (u_i(j) \cdot 2^{-j})$ extra stored credits, which can be paid for by using half the credits stored at each segment in $S_i[k'..k]$. The other half of the $u_i(j) \cdot 2^{-j}$ credits stored at $S_i[j]$ suffices to pay for the shift from $S_i[j+1]$ to $S_i[j]$ for each $j \in [k'..k]$.

The chain rebalancing (step 4b) is performed only when segment rebalancing creates or removes a segment and makes one chain longer than the other. Consider the biggest segment $S_i[k]$ that was created or removed. If $S_i[k]$ was created, it must be due to overflowing $S_i[k-1]$ to $S_i[k]$ in step 4ai, and hence the shift from $S_i[k-1]$ to $S_i[k]$ already took $\Theta(2^k)$ work. If $S_i[k]$ was removed, it must be due to filling some segments $S_i[k'..k-1]$ using $S_i[k]$ in step 4aii, but $S_i[k-1]$ must have had at least $c(k-1)$ items before the execution phase, and at least half of them were either deleted or shifted to $S_i[k-2]$, and hence either the deletions can pay $\Theta(2^k)$ credits, or the shift to $S_i[k-2]$ already took $\Theta(2^k)$ work. Therefore in any case we can afford to ignore up to $\Theta(2^k)$ work done by chain rebalancing.

Now observe that the chain rebalancing performs at most two transfers (step 4bi) of items from the last segment of the longer chain $S_i[0..k]$ to the shorter chain $S_{i'}[0..k']$, by the \mathbb{FS}_1 Chain Rebalancing Iterations (Lemma 10). Each transfer takes $O(k)$ work to create the new segments and $O(1)$ work to shift $S_i[k]$ over to $S_{i'}[k]$, and then fills underfull segments in $S_{i'}[k'..k-1]$ using $S_{i'}[k]$. The fill takes $O(2^k)$ work for the shift from $S_{i'}[k]$ to $S_{i'}[k-1]$, and takes $O(2^j)$ work for each shift from $S_{i'}[j]$ to $S_{i'}[j-1]$ for each $j \in [k'+1..k-1]$, since $S_{i'}[j]$ has at most $\sum_{a=0}^j t(a) \leq t(j+1)$ items just before the shift. Therefore each transfer takes $O(2^k)$ work in total, and hence we can ignore all the work done by the chain rebalancing. \diamond

And now we turn to bounding the span of \mathbb{FS}_1 .

Theorem 14 (\mathbb{FS}_1 Span). \mathbb{FS}_1 takes $O(\frac{N}{p} + d \cdot ((\log p)^2 + \log n))$ span, where N is the number of operations on \mathbb{FS}_1 , and n is the maximum size of \mathbb{FS}_1 , and d is the maximum number of \mathbb{FS}_1 -calls on any path in the program DAG D .

Proof. Let $s(b)$ denote the maximum span of processing an input batch of size b (that has been flushed from the parallel buffer). Take any input batch B of size b . We shall bound the span taken by B in each phase.

The preliminary phase takes $O(\log b \cdot 2^k)$ span in each first slab segment $S[k]$, adding up to $O((\log b)^2)$ span. The separation phase also takes $O((\log b)^2)$ span, by *PESort Costs* (Theorem 32). The execution phase takes $O(\log b + 2^k)$ span in each segment $S[k]$, adding up to $O(\log b \cdot \log \log b + \log n)$ span. Returning the results for each group-operation takes $O(\log b)$ span.

The rebalancing phase also takes $O(\log b + 2^k)$ span for each segment $S[k]$ processed in [step 4a](#), because each shift between segments with total size q takes $O(\log q)$ span, and filling $S_i[k'..k-1]$ using $S_i[k]$ in [step 4a](#) takes $O(\log(b + \sum_{a=k'}^k t(a))) \subseteq O(\log b + 2^k)$ span for the first shift from $S_i[k]$ to $S_i[k-1]$ and then $O(\log \sum_{a=k'}^j t(a)) \subseteq O(2^j)$ span for each subsequent shift from $S_i[j+1]$ to $S_i[j]$. Similarly, the chain rebalancing in [step 4b](#) takes $O(\log b + \log n)$ span, because it performs at most two iterations by [FS₁ Chain Rebalancing Iterations \(Lemma 10\)](#), each of which takes $O(\log b + \log n)$ span to fill the underfull segments of the shorter chain using its last segment.

Therefore $s(b) \in O((\log b)^2 + \log n) \subseteq O(\frac{b}{p} + (\log p)^2 + \log n)$, since $(\log b)^2 \in O(\frac{b}{p})$ if $b \geq p^2$.

Each batch B of size b waits in the buffer for the preceding batch of size b' to be processed, taking $O(s(b'))$ span, and then B itself is processed, taking $O(s(b))$ span, taking $O(s(b) + s(b'))$ span in total. Since over all batches each of b, b' will sum up to at most the total number N of FS_1 -calls, and there are at most d FS_1 -calls on any path in the program DAG D , the span of FS_1 is $O(\frac{N}{p} + d \cdot ((\log p)^2 + \log n))$. \diamond

5 Faster Parallel Finger Structure

Although FS_1 has optimal work and a small span, it is possible to reduce the span even further, intuitively by pipelining the batches in some fashion so that an expensive access in a batch does not hold up the next batch.

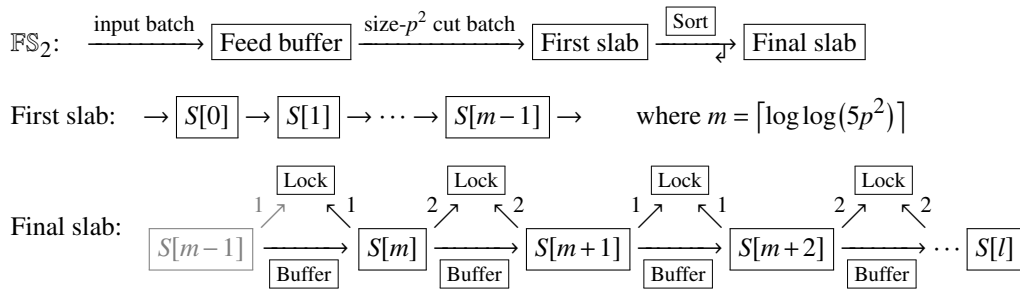
As with FS_1 , we need to split the sections into two slabs, but this time we fix the first slab at m sections where $m \in \log \Theta(\log p)$ so that we can pipeline just the final slab. We need to allow big enough batches so that operations that are delayed because earlier batches are full can count their delay against the total work divided by p . But to keep the span of the sorting phase down to $O((\log p)^2)$, we need to restrict the batch size b such that $\log b \in O(\log p)$. It turns out that restricting to batches of size at most p^2 works.

We cannot pipeline the first slab (particularly the rebalancing), but the preliminary phase and separation phase would only take $O((\log p)^2)$ span. The execution phase and rebalancing phases are still carried out as before on the first slab, taking $O((\log p)^2)$ span, but execution and rebalancing on the final slab are pipelined, by having each final slab section $S[k]$ process the batch passed to it and rebalance the preceding segments $S_0[k-1]$ and $S_1[k-1]$ if necessary.

To guarantee that this local rebalancing is possible, we do not allow $S[k]$ to proceed if it is imbalanced or if there are more than $c(k)$ pending operations in the buffer to $S[k+1]$. In such a situation, $S[k]$ must stop and reactivate $S[k+1]$, which would clear its buffer and rebalance $S[k]$ before restarting $S[k]$. It may be that $S[k+1]$ also cannot proceed for the same reason and is stopped in the same manner, and so $S[k]$ may be delayed by such a stop for a long time. But by a suitable accounting argument we can bound the total delay due to all such stops by the total work divided by p . Similarly, we do not allow the first slab to run (on a new batch) if $S[m-1]$ is imbalanced or there are more than $c(m-1)$ pending operations in the buffer to $S[m]$.

Finally, we use an odd-even locking scheme to ensure that the segments in the final slab do not interfere with each other yet can proceed at a consistent pace. The details are below.

5.1 Description of FS_2



We shall now give the details (see [Figure 3](#)). We will need the **bunch** structure ([Appendix Definition 23](#)) for aggregating batches, which is an unsorted set supporting both addition of a batch of new elements within $O(1)$ work/span and conversion to a batch within $O(b)$ work and $O(\log b)$ span if it has size b .

FS_2 has the same sections as in FS_1 , with the **first slab** comprising the first $m = \lfloor \log \log(5p^2) \rfloor$ sections, and the **final slab** comprising the other sections. FS_2 uses a **feed buffer**, which is a queue of bunches of operations each of size exactly p^2 except the last (which can be empty). Whenever FS_2 is notified of input (by the parallel buffer), it reactivates the first slab.

Each section $S[k]$ in the final slab has a **buffer** before it (for pending operations from $S[k-1]$), which for each access type uses an optimal batch-parallel map (Appendix Section A.5) to store bunches of group-operations of that type, where operations on the same item are in the same bunch. When a batch of group-operations on an item is inserted into the buffer, it is simply added to the correct bunch. Whenever we count operations in the buffer, we shall count them individually even if they are on the same item. The first slab and each final slab section also has a **deferred flag**, which indicates whether its run is deferred until the next section has run. Between every pair of consecutive sections starting from after $S[m-1]$ is a **neighbour-lock**, which is a dedicated lock (see Section 2.1) with 1 key for each arrow to it in Figure 3.

Whenever the first slab is reactivated, it runs as follows:

1. If the parallel buffer and feed buffer are both empty, terminate.
2. Acquire the neighbour-lock between $S[m-1]$ and $S[m]$. (Skip steps 2 to 4 and steps 8 to 10 if $S[m]$ does not exist.)
3. If $S[m-1]$ has any imbalanced segment or $S[m]$ has more than $c(m-1)$ operations in its buffer, set the first slab's deferred flag and release the neighbour-lock, and then reactivate $S[m]$ and terminate.
4. Release the neighbour-lock.
5. Let q be the size of the last bunch F in the feed buffer. Flush the parallel buffer (if it is non-empty) and cut the input batch of size b into small batches of size p^2 except possibly the first and last, where the first has size $\min(b, p^2 - q)$. Add that first small batch to F , and append the rest as bunches to the feed buffer.
6. Remove the first bunch from the feed buffer and convert it into a batch B , which we call a **cut batch**.
7. Process B using the same four phases as in \mathbb{FS}_1 (Section 4.1), but restricted to the first slab (i.e. execute only the effectual operations on the first slab, and do segment rebalancing only on the first slab, and do chain rebalancing only if $S[m]$ had not existed before this processing). Furthermore, do not update $S[m-1]$'s segments' sizes until after this processing (so that $S[m]$ in step 4 will not find any of $S[m-1]$'s segments imbalanced until the first slab rebalancing phase has finished).
8. Acquire the neighbour-lock between $S[m-1]$ and $S[m]$.
9. Insert the residual group-operations (on items that do not fit in the first slab) into the buffer of $S[m]$, and then reactivate $S[m]$.
10. Release the neighbour-lock.
11. Reactivate itself.

Whenever a final slab section $S[k]$ is reactivated, it runs as follows:

1. Acquire the neighbour-locks (between $S[k]$ and its neighbours) in the order given by the arrow number in Figure 3.
2. If $S[k]$ has any imbalanced segment or $S[k+1]$ (exists and) has more than $c(k)$ operations in its buffer, set $S[k]$'s deferred flag and release the neighbour-locks, and then reactivate $S[k+1]$ and terminate.
3. For each access type, flush and process the (sorted) batch G of bunches of group-operations of that type in its buffer as follows:
 - (a) Convert each bunch in G to a batch of group-operations.
 - (b) For each segment $S_i[k]$ in $S[k]$, cut out the group-operations on items that fit in $S_i[k]$ from G , and perform them (as a sorted batch) on $S_i[k]$, and then fork to return the results of the operations (according to the order within each group-operation).
 - (c) If G is non-empty (i.e. has leftover group-operations), insert G into the buffer of $S[k+1]$ and then reactivate $S[k+1]$.
4. Rebalance locally as follows (essentially like in \mathbb{FS}_1):
 - (a) For each segment $S_i[k]$ in $S[k]$:
 - i. If $S_i[k-1]$ is overfull, shift items from $S_i[k-1]$ to $S_i[k]$ to make $S_i[k-1]$ have target size.
 - ii. If $S_i[k-1]$ is underfull, shift items from $S_i[k]$ to $S_i[k-1]$ to make $S_i[k-1]$ have target size, and then remove $S_i[k]$ if it is emptied.
 - iii. If $S_i[k]$ is (still) overfull and is the last segment in S_i , create a new segment $S_i[k+1]$ and reactivate it.
 - (b) If $S[k]$ is (still) the last section, but chain S_i is longer than chain S_j :
 - i. Create a new segment $S_j[k]$ and shift all items from $S_i[k]$ to $S_j[k]$.
 - ii. If $S_j[k-1]$ is (now) underfull, shift items from $S_j[k]$ to $S_j[k-1]$ to make $S_j[k-1]$ have target size.
 - iii. If $S_j[k]$ is (now) empty again, remove $S[k]$.
5. If $k = m$, and the first slab is deferred, clear its deferred flag then reactivate it.
6. If $k > m$, and $S[k-1]$ is deferred, clear its deferred flag then reactivate it.
7. Release the neighbour-locks.

5.2 Analysis of \mathbb{FS}_2

For each computation, we shall define its delay to intuitively capture the minimum time it needs, including all potential waiting on locks. Each blocked acquire of a dedicated lock corresponds to an **acquire-stall node** α in the execution DAG whose child node ρ is created by the release just before the successful acquisition of the lock. Let $\Delta(\alpha)$ be the ancestor nodes of ρ that have not yet executed at the point when α is executed. Then the **delay** of a computation Γ is recursively defined as the weighted span of Γ , where each acquire-stall node α in Γ is weighted by the delay of $\Delta(\alpha)$ (to capture the total waiting at α), and every other node is weighted by its cost.⁴

Whenever the first slab or a final slab section runs, we say that it **defers** if it terminates with its deferred flag set (i.e. at step 2), otherwise we say that it **proceeds** (i.e. to step 3) and eventually **finishes** (i.e. reaches the last step) with its deferred flag cleared. We now establish some invariants, which guarantee that \mathbb{FS}_2 is always sufficiently balanced.

Lemma 15 (\mathbb{FS}_2 Balance Invariants). \mathbb{FS}_2 satisfies the following invariants:

1. When the first slab is not running, every segment in $S_i[0..m-2]$ is balanced and $S_i[m-1]$ has at most $2 \cdot t(m-1)$ items.
2. When a final slab section $S[k]$ rebalances a segment in $S[k-1]$ (in [step 4a](#)), it will make that segment have size $t(k-1)$.
3. Just after the last section finishes without creating new sections, the segments in $S[k]$ are balanced and both chains have the same length.
4. Each final slab section $S[k]$ always has at most $2 \cdot c(k-1)$ operations in its buffer.
5. Each final slab segment $S_i[k]$ always has at most $2 \cdot t(k)$ items, and at least $c(k-1)$ items unless $S[k]$ is the last section.

Proof. Invariant 1 holds as follows: The first slab proceeds only if $S[m-1]$'s segments are balanced, and from that point until after the rebalancing phase, its segments are modified only by itself (since $S[m]$ will not modify $S[m-1]$), and thereafter all its sections except $S[m-1]$ remain unmodified until it processes the next cut batch. Thus the same proof as for [\$\mathbb{FS}_1\$ Segment Rebalancing Invariant \(Lemma 9\)](#) shows that just before the segment rebalancing ([step 4a](#)) iteration for $S_i[m-1]$, for any imbalanced first slab segment $S_i[k]$, either $k = m-2$ or $S_i[k..m-2]$ are underfull. But note that the cut batch had at most $p^2 \leq \frac{c(m-1)}{2}$ operations, and so after the execution phase, $S_i[m-1]$ had at least $\frac{c(m-1)}{2}$ items unless it was the last segment in its chain. Thus $S_i[0..m-2]$ will be made balanced (by [step 4ai](#) or [step 4aii](#) in the iteration for $S_i[m-1]$, or by [step 4b](#)). Similarly, $S[m-1]$ will have at most $t(m-1) + \sum_{a=0}^{m-1} c(a) + p^2 \leq 2 \cdot t(m-1)$ items in each segment, since $\sum_{a=0}^{m-2} c(a) \leq \frac{c(m-1)}{2}$.

Invariant 2 holds as follows. Each final slab section $S[k]$ proceeds only if its segments each has at least $c(k)$ items unless it is the last segment in its chain, and its buffer had at most $2 \cdot c(k-1)$ operations by Invariant 4. Since $c(k) - 2 \cdot c(k-1) \geq t(k-1)$, rebalancing a segment in $S[k-1]$ ([step 4a](#)) will make it have size $t(k-1)$.

Invariant 3 holds as follows. The last section $S[l]$ proceeds only if its segments each has at most $t(k) + c(k)$ items, and its buffer had at most $2 \cdot c(k-1) \leq c(k)$ operations by Invariant 4. Thus if any of its segments $S_i[l]$ becomes overfull and it creates a new section $S[l+1]$, it will subsequently be deferred until $S[l+1]$ runs. And during that run of $S[l+1]$, it will proceed and shift at most $2 \cdot c(k)$ items from $S_i[l]$ to $S_i[l+1]$, after which $S_i[l+1]$ will not be overfull, and so $S[l+1]$ will not create another new section $S[l+2]$. Therefore we can assume that the chains' lengths never differ by more than one segment, and so the chain rebalancing ([step 4b](#)) will make the chains the same length while ensuring the segments in $S[k-1]$ and $S[k]$ are balanced.

Invariant 4 holds for $S[m]$, because the first slab proceeds only if $S[m]$'s buffer has at most $c(m-1)$ operations, and only processes a cut batch of size at most p^2 , hence after that $S[m]$'s buffer will have at most $p^2 + c(m-1) < 2 \cdot c(m-1)$ operations. Invariant 4 holds for $S[k]$ for each $k > m$, because $S[k-1]$ proceeds only if $S[k]$'s buffer has at most $c(k-1)$ operations, and only processes a buffered batch of size at most $2 \cdot c(k-2)$ by Invariant 4 for $S[k-1]$, hence after that $S[k]$'s buffer will have at most $c(k-1) + 2 \cdot c(k-2) \leq 2 \cdot c(k-1)$ operations.

Invariant 5 holds as follows. Each final slab segment $S_i[k]$ is modified only when either $S[k]$ or $S[k+1]$ runs, and the latter never makes $S_i[k]$ imbalanced. Consider each $S[k]$ run. It proceeds only if $S_i[k]$ has at most $t(k) + c(k)$ items and at least $c(k)$ items unless $S[k]$ is the last section, and its buffer had at most $2 \cdot c(k-1)$ operations by Invariant 4, and $S_i[k-1]$ had at most $2 \cdot t(k-1)$ items by Invariant 5 for $S[k-1]$. So at most $2 \cdot c(k-1)$ items were inserted into $S_i[k]$, and at most $t(k-1)$ items were shifted from $S_i[k-1]$ to $S_i[k]$. Also, at most $2 \cdot c(k-1)$ items were deleted from $S_i[k]$, and at most $t(k-1)$ items were shifted from $S_i[k]$ to $S_i[k-1]$. Thus after that run, $S_i[k]$ has at most $t(k) + c(k) + 4 \cdot c(k-1) \leq 2 \cdot t(k)$ items and at least $c(k) - 2 \cdot c(k-1) - t(k-1) \geq c(k-1)$ items unless $S[k]$ was the last section, since $c(k) = c(k-1)^2 \geq c(m-1) \cdot c(k-1) \geq 5 \cdot c(k-1)$. \diamond

With these invariants, we are ready to bound the work done by \mathbb{FS}_2 .

⁴ The delay of Γ depends on the actual execution, due to the definition of $\Delta(\alpha)$ for each acquire-stall node α in Γ . But it captures the minimum time needed to run Γ in the following sense: For any computation Γ , on any step that executes all ready nodes in the remaining computation Γ' (i.e. the unexecuted nodes in Γ), the delay of Γ' is reduced. (So if a greedy scheduler is used, the number of steps in which some processor is idle is bounded by the delay.)

Theorem 16 (FS₂ Work). FS₂ takes $O(F_L)$ work for some linearization L of FS₂-calls in D .

Proof. We shall use a similar proof outline as for FS₁ Work (Theorem 12). Let L^* be a linearization of FS₂-calls in D such that:

- ✧ Operations on FS₂ that finish during the first slab run or some final slab section run are ordered by when that run finished.
- ✧ Operations on FS₂ that finish during the same first slab run are ordered as follows:
 1. Ineffectual operations are before effectual operations.
 2. Effectual operations are in order of access type (deletions last).
 3. Effectual insertions are in inward order, and effectual deletions are in outward order (Definition 11).
- ✧ Operations on FS₂ in each group-operation are in the same order as in that group.

As before, let L' be the same as L^* except that in point 3 effectual deletions are ordered so that those on items in earlier sections are later (instead of outward order).

Consider each cut batch B of operations processed by the first slab. By FS₂ Balance Invariants (Lemma 15), just before that processing, every segment in $S_i[0..m-2]$ is balanced, and $S_i[m-1]$ has at most $2 \cdot t(m-1)$ items. Thus in both the preliminary phase and the execution phase, each section $S[k]$ takes $O(2^k)$ work per operation. And this amounts to $O(\log r + 1)$ work per operation in B with finger distance r according to L' , because the operation reaches $S[k]$ only if $r \geq \sum_{a=0}^{\min(k-1, m-2)} c(k) + 1$.

As with FS₁, the separation phase takes $O(F_{L^*})$ work in total (see Theorem 12's proof).

Now consider each batch B of operations processed by a final slab section $S[k]$. By FS₂ Balance Invariants (Lemma 15), B has at most $2 \cdot c(k-1)$ operations, and each segment in $S[k]$ always has at most $4 \cdot c(k)$ items. So inserting the operations in B into the buffer took $O(2^k)$ work per operation. Converting each bunch in B to a group-operation takes $O(1)$ work per operation. Cutting out and performing and returning the results of the group-operations that fit takes $O(2^k)$ work per group-operation. And the local rebalancing takes $O(2^k)$ work. Therefore each $S[k]$ run that proceeds to process its buffered operations takes $O(2^k)$ work per operation. This again amounts to $O(\log r + 1)$ work per operation X in B with finger distance r according to L^* as follows:

- ✧ If X finishes in $S[m]$: At that point the first slab has at least $c(m-1) - p^2 \geq 4p^2$ items in each chain, because $S[m-1]$ was balanced just before processing the last cut batch. Thus $r \geq 4p^2$ and hence X costs $O(2^m) \subseteq O(\log r)$ work.
- ✧ If X finishes in $S[k]$ for some $k > m$: At that point $S[k-1]$ has at least $c(k-2)$ items in each segment by FS₂ Balance Invariants (Lemma 15). Thus $r \geq c(k-2)$ and hence X costs $O(2^k) \subseteq O(\log r)$ work.

Finally, all the rebalancing takes $O(1)$ amortized work per operation, which we shall leave to the next lemma. ◇

Lemma 17 (FS₂ Rebalancing Work). All the rebalancing steps of FS₂ take $O(1)$ amortized work per operation.

Proof. We shall maintain the credit invariant that each segment $S_i[k]$ with q items beyond its target capacity has at least $q \cdot 2^{-k}$ stored credits. Also, each unfinished operation carries 1 credit with it. As with FS₁ (see Lemma 13's proof), the invariant can be preserved after rebalancing in the first slab. By the same reasoning, the invariant can also be preserved after segment rebalancing in the final slab (step 4a), because any shift between segments $S_i[k-1]$ and $S_i[k]$ where $k \geq m$ is performed only when $S_i[k-1]$ is imbalanced, and after that $S_i[k-1]$ has size $t(k-1)$ by FS₂ Balance Invariants (Lemma 15). Similarly, the invariant can be preserved after chain rebalancing in the final slab (step 4b), because it takes $O(2^k)$ work, which can be ignored since the last segment rebalancing shift already took $O(2^k)$ work. ◇

To tackle the span of FS₂, we need some lemmas concerning the span of cutting the input batch and the delay in each slab.

Lemma 18 (FS₂ Input Cutting Span). The first slab cuts an input batch of size b (i.e. cutting it into small batches and storing them in the feed buffer) within $O(\frac{b}{p} + \log p)$ span.

Proof. Cutting the input batch into small batches takes $O(\log b)$ span. Adding them to the feed buffer takes $O(1 + \frac{b}{p^2})$ span. This amounts to $O(\frac{b}{p} + \log p)$ span because $\log b \in O(\frac{b}{p})$ if $b > p^2$. ◇

Lemma 19 (\mathbb{FS}_2 Final Slab Delay). Each section $S[k]$ in the final slab runs within $O(2^k)$ delay (whether it defers or finishes).

Proof. Consider any final slab section $S[k]$ that has acquired the second neighbour-lock. Checking whether it has an imbalanced segment and checking $S[k+1]$'s buffer size takes only $O(1)$ delay. By \mathbb{FS}_2 Balance Invariants (Lemma 15), $S[k]$ has at most $2 \cdot c(k-1)$ operations in its buffer, and $S[k]$ always has at most $2 \cdot t(k)$ items in each segment, and $S[k-1]$ has at most $2 \cdot t(k-1)$ items in each segment. Thus converting each bunch in the buffer takes $O(2^k)$ span, and performing the operations that fit in $S[k]$ takes $O(2^k)$ span, and rebalancing the segments in $S[k-1]$ takes $O(2^k)$ span.

Now consider any final slab section $S[k]$ that has acquired the first neighbour-lock. It waits $O(2^k)$ delay for the current holder (if any) of the second neighbour-lock to release it, and then itself takes $O(2^k)$ more delay to complete its run.

Finally consider any final slab section $S[k]$ that starts running. If $k = m$, it waits $O(2^k)$ delay for the first slab to release the shared neighbour-lock, since the first slab takes only $O(2^m)$ span on each access to $S[m-1]$. If $k > m$, it waits $O(2^k)$ delay for the current holder of the first neighbour-lock to release it, and then itself takes $O(2^k)$ more delay to complete its run. \diamond

Lemma 20 (\mathbb{FS}_2 First Slab Delay). The first slab takes $O(\log p)$ delay for each acquiring of the neighbour-lock, and it processes each cut batch within $O((\log p)^2)$ delay.

Proof. Each acquiring of the neighbour-lock takes $O(2^m) = O(\log p)$ delay by \mathbb{FS}_2 Final Slab Delay (Lemma 19). Checking whether $S[m-1]$ has an imbalanced segment and checking $S[m]$'s buffer size takes only $O(1)$ delay. Obtaining the cut batch (whose size is at most p^2) from the first bunch from the feed buffer takes $O(\log p)$ delay. The four phases take $O((\log p)^2)$ delay in total, as in \mathbb{FS}_1 (see Theorem 14). Inserting the residual group-operations into the buffer of $S[m]$ takes $O(\log p + 2^m) = O(\log p)$ delay, since $S[m]$'s buffer had at most $2 \cdot c(m-1)$ items by \mathbb{FS}_2 Balance Invariants (Lemma 15). \diamond

With these lemmas, we can finally bound the span of \mathbb{FS}_2 .

Theorem 21 (\mathbb{FS}_2 Span). \mathbb{FS}_2 takes $O(\frac{N}{p} + d \cdot (\log p)^2 + s_L)$ span for some linearization L of D . (d is the maximum number of \mathbb{FS}_2 -calls on any path in D , and s_L is the weighted span of D with \mathbb{FS}_2 -calls weighted according to F_L .)

Proof. Take any path C through the program DAG D . Let L be the linearization in the proof of \mathbb{FS}_2 Work (Theorem 16). Consider any \mathbb{FS}_2 -call X along C with finger distance r according to L . We shall trace the journey of X from the parallel buffer in an input batch to a cut batch and then through the slabs, and bound the delay taken by X relative to \mathbb{FS}_2 , meaning that in the computation of the delay we only count \mathbb{FS}_2 -nodes. Along the way, we shall partition that delay into the **normal** delay and the **deferment** delay, where the latter comprises all waiting at the first slab or a section that defers from the point it sets the deferred flag until it is reactivated and clears the deferred flag (and proceeds).

Normal delay

At the start, X waits in the parallel buffer for the first slab to finish running on the previous input batch of size b' , taking $O(\frac{b'}{p} + (\log p)^2)$ delay by \mathbb{FS}_2 Input Cutting Span (Lemma 18) and \mathbb{FS}_2 First Slab Delay (Lemma 20). Next X waits for the first slab to process some i cut batches of size p^2 in the feed buffer, each taking $O((\log p)^2) \subseteq O(p)$ normal delay. Then X is flushed from the parallel buffer in some input batch of size b , which is cut within $O(\frac{b}{p} + (\log p)^2)$ normal delay, and next waits for another j cut batches of size p^2 that come before X in the feed buffer, each taking $O(p)$ normal delay. (Note that we are ignoring all waiting while the first slab is deferred.)

If X finishes in the final slab, it waits a further $O(2^k)$ normal delay at each final slab section $S[k]$ that it passes through by \mathbb{FS}_2 Final Slab Delay (Lemma 19). And when X finishes in a section $S[k]$, at that point $S[k-1]$ has at least $c(k-2)$ items in each segment by \mathbb{FS}_2 Balance Invariants (Lemma 15). Thus $r \geq c(k-2)$ and hence X takes $O(\sum_{a=m}^k 2^a) = O(2^k) \subseteq O(\log r)$ normal delay in the final slab. Finally when X is returned, it is in some group-operation with g operations, so returning the results takes $O(\log g) \subseteq O(\frac{g}{p} + \log p)$ span.

Therefore in total X takes $O(\frac{b'}{p} + \frac{b}{p} + \frac{g}{p} + i \cdot p + j \cdot p + (\log p)^2 + \log r)$ normal delay.

Deferment delay

To bound the deferment delay, we shall use a similar credit invariant as in [FS₂ Rebalancing Work \(Lemma 17\)](#), but instead of paying for rebalancing work we shall use the credits to pay for p times the deferment delay. This would imply that the deferment delay is at most $O(\frac{1}{p})$ per operation on \mathbb{FS}_2 . The invariant is that for $k \geq m-1$, each segment $S_i[k]$ with q items beyond its target capacity has at least $q \cdot 2^{-k}$ stored credits, and that each operation in $S[k+1]$'s buffer carries 2^{-k} credits with it.

Consider each deferment of a section $S[k]$ for $k \geq m-1$ (where deferment of the first slab is treated as deferment of $S[m-1]$). At that point either one of its segment is imbalanced or $S[k+1]$'s buffer has more than $c(k)$ items, and $S[k]$ reactivates $S[k+1]$, which may either defer or proceed. In any case, from that point until $S[k+1]$ proceeds, $S[k]$ will never proceed (even if reactivated), because its segments and $S[k+1]$'s buffer remain untouched. But once $S[k+1]$ proceeds, it will empty its buffer and make $S[k]$'s segments balanced by [FS₂ Balance Invariants \(Lemma 15\)](#), and then reactivate $S[k]$ on finishing, so $S[k]$ will proceed within $O(2^k)$ subsequent delay.

Thus if X is waiting at $S[k]$ due to consecutive sections $S[k..j]$ being deferred, and $S[j+1]$ proceeding, the deferment at $S[k]$ lasts $O(\sum_{a=k}^{j+1} 2^a) = O(2^j)$ delay (by [Lemma 15](#) again), and $p \cdot 2^j \leq \sqrt{c(m)} \cdot 2^j \in O(c(j) \cdot 2^{-j})$ since $2^{2j} \in O(\sqrt{c(j)})$. If $S[j]$ had an imbalanced segment, it would have at least $c(j) \cdot 2^{-j}$ stored credits, and we can use half of it to pay for any needed extra stored credits at $S[j+1]$ due to the shift. If $S[j+1]$'s buffer had more than $c(j)$ items, then they carry $c(j) \cdot 2^{-j}$ credits, and we can use half to pay for any needed extra stored credits at $S[j+1]$ and for any credits carried by operations that go on to $S[j+2]$. In both cases, we can use the other half of those credits to pay for p times the deferment delay that X takes at $S[k]$.

Total delay

There are at most d \mathbb{FS}_2 -calls along C , and over all X , each of $b, b', g, i \cdot p^2, j \cdot p^2$ above will sum up to at most the total number N of \mathbb{FS}_2 -calls, and the total deferment delay of all \mathbb{FS}_2 -calls along C is $O(\frac{N}{p})$. Therefore the span of \mathbb{FS}_2 is $O(\frac{N}{p} + d \cdot (\log p)^2 + s_L)$. \diamond

6 General Parallel Finger Structures

To support an arbitrary but fixed number f of movable fingers (besides the fingers at the ends), while retaining both work-optimality with respect to the finger bound and good parallelism, we essentially use a basic parallel finger structure for each **sector** between adjacent fingers.

It is easier to do this with \mathbb{FS}_1 , because we are processing the operations in batches. The finger-move operations are all done first in a **finger phase** before the rest of the batch, and of course we combine finger-move operations on the same finger. Consider any finger that is between two sectors R_0 and R_1 . This finger is sandwiched between the nearest chain S_i of R_0 and the nearest chain S_{1-i} of R_1 . To move this finger into chain S_i of R_0 past an item in segment $S_i[k]$, we move all the items I between the old and new finger position from R_0 to R_1 , roughly as follows:

1. Cut out the items in I from sector R_0 's segments $S_i[0..k]$ and join them (from small to big) into a single batch B .
2. Join the items in sector R_1 's segments $S_{1-i}[0..k]$ (from small to big) and shift them into $S_{1-i}[k+1]$ (by a single join).
3. Use B to fill sector R_1 's sections $S_{1-i}[0..k]$ to target size except perhaps $S_{1-i}[k]$.
4. Rebalance R_0 and R_1 as in \mathbb{FS}_1 's rebalancing phase ([Section 4.1](#)).

This essentially contributes $O(2^k)$ work and $O(\log n)$ span, because we can preserve the same credit invariant to bound the rebalancing work and span. It is similar but messier for moving a finger so far that it goes over the nearer chain of R_0 and into its further chain.

After that, we can simply partition the map operations around the fingers and perform each part on the correct sector in parallel. This partitioning takes $O(b)$ work and $O(\log b)$ span for each batch of b operations (see [Appendix Section A.2](#)), and $O(\log b) \subseteq O(\frac{b}{p} + \log p)$, and each sector takes $O(\log n)$ span. Thus we will obtain the desired work/span bounds ([Theorem 7](#)).

It is much harder for \mathbb{FS}_2 , and considerably complicated, so we shall not attempt to explain it here.

7 Work-Stealing Schedulers

The bounds on the work and span of FS_1 and FS_2 in [Section 4](#) and [Section 5](#) hold regardless of the scheduler. The performance bounds for FS_1 and FS_2 in [Section 1](#) require a greedy scheduler, in order to bound the parallel buffer cost. In practice, we do not have such schedulers. But we can design a suitable work-stealing scheduler in the QRMW pointer machine model that yields the desired time bounds ([Theorem 3](#) and [Theorem 4](#)) on average, as we shall explain below.

We make the modest assumption that each processor (in the QRMW pointer machine) can generate a uniformly random integer in $[1..p]$ and convert it to a pointer given by a constant lookup-table within $O(1)$ steps. For instance, this can be done if each processor has **local RAM** of size p (i.e. sole access to its own local memory with p cells and $O(1)$ random access).

The **blocking** work-stealing scheduler in [\[12\]](#) is for an atomic message passing model, in which multiple concurrent accesses to each deque are arbitrarily queued and serviced one at a time. This can be supported by guarding each deque with a CLH lock [\[27\]](#), and the analysis carries over.

The **non-blocking** work-stealing scheduler in [\[7\]](#) assumes $O(1)$ memory contention cost, which is contrary to the QRMW contention model. Nevertheless, the combinatorial techniques in that paper can be adapted to prove the desired performance bounds for our implementation ([Definition 22](#)).

Definition 22 (Non-Blocking Work-Stealing Scheduler). The non-blocking work-stealing scheduler can be implemented in the QRMW pointer machine model as follows:

- ✧ Each processor $i \in [1..p]$ has:
 - ✧ A global deque Q_i of DAG nodes, shared between **owner** and **stealer** using Dekker's algorithm.
 - ✧ A global non-blocking lock L_i (see [Appendix Definition 35](#)).
 - ✧ A local array $R_i[1..p]$ where $R_i[j]$ stores a pointer to Q_j and a pointer to L_j . // Used implicitly wherever needed.
- ✧ Each processor i does the following repeatedly:
 - Access Q_i as owner, removing the node v at the bottom if it is non-empty.
 - If v exists (i.e. Q_i was non-empty):
 - Execute v .
 - Access Q_i as owner, inserting all the child nodes generated by v at the bottom.
 - Otherwise:
 - Create Int k uniformly randomly chosen from $[1..p]$.
 - If TryLock(L_k):
 - Access Q_k as stealer, removing the node w at the top if it is non-empty.
 - Unlock(L_k).
 - If w exists (i.e. Q_k was non-empty):
 - Execute w .
 - Access Q_i as owner, inserting all the child nodes generated by w at the bottom.

8 Conclusions

This paper presents two parallel finger structures that are work-optimal with respect to the finger bound, and the faster version has a lower span by using careful pipelining. Pipelining techniques to reduce the span of data structure operations have been explored before [\[10, 4\]](#). As indicated by our results, the extended implicit batching framework combines nicely with pipelining and is a promising approach in the design of parallel data structures.

Nevertheless, despite the common framework, the parallel finger structures in this paper and the parallel working-set map in [\[4\]](#) rely on different ad-hoc techniques and analysis, and it raises the obvious interesting question of whether there is a way to obtain a batch-parallel splay tree in the same framework, that satisfies both the working-set property and the finger property.

Appendix

Here we spell out the model details, building blocks and supporting theorems used in our paper.

A.1 QRMW Pointer Machine Model

QRMW stands for **queued read-modify-write**, as described in [15]. In this contention model, asynchronous processors perform memory accesses via read-modify-write (RMW) operations (including read, write, test-and-set, fetch-and-add, compare-and-swap), which are supported by almost all modern architectures. Also, to capture contention costs, multiple memory requests to the same memory cell are FIFO-queued and serviced one at a time, and the processor making each memory request is blocked until the request has been serviced.

In the **parallel pointer machine**, each processor has a fixed number of local registers and memory accesses are done only via pointers, which can be locally stored or tested for equality (but no pointer arithmetic). The QRMW pointer machine model, introduced in [4], extends the parallel pointer machine model in [21] to RMW operations. In this model, each memory node has a fixed number of memory cells, and each memory cell can hold a single field, which is either an integer or a pointer. Each processor also has a fixed number of local registers, each of which can hold a single field. The basic operations that a processor can perform include arithmetic operations on integers in its registers, equality-test between pointers in its registers, creating a new memory node and obtaining a pointer to it, and RMW operations. An RMW operation can be performed on any memory cell via a pointer to the memory node that it belongs to.

All operations except for RMW operations take one step each. RMW operations on each memory cell are FIFO-queued to be serviced, and the first RMW operation in the queue (if any) is serviced at each time step. The processor making each memory request is blocked until the request has been serviced.

A.2 Parallel Batch Operations

We rely on the following basic operations on batches:

- ✧ Split a given batch of n items into left and right parts around a given position, within $O(\log n)$ work/span.
- ✧ Partition a given batch of n items into lower and upper parts around a given pivot, within $O(n)$ work and $O(\log n)$ span.
- ✧ Partition a sorted batch of n items around a sorted batch of k pivots, within $O(k \cdot \log n)$ work and $O(\log n + \log k)$ span.
- ✧ Join a batch of batches with n total items, within $O(n)$ work and $O(\log n)$ span.
- ✧ Merge two sorted batches with n total items, optionally combining duplicates, within $O(n)$ work and $O(\log n)$ span if the combining procedure takes $O(1)$ work/span.

These can be implemented in the QRMW pointer machine model [26] with each batch stored as a **BBT** (leaf-based balanced binary tree with an item at each leaf). They can also be implemented (more easily) in the binary forking model in [9] with each batch stored in an array. For instance, joining a batch of arrays can be done by using the standard prefix-sum technique to compute the total size of the first k arrays, and hence we can copy each array in parallel into the final output array, and merging two sorted arrays can be done by the algorithm given in [25] (section 2.4) and [33].

A related data structure that we also rely on is the bunch data structure, which is defined as follows.

Definition 23 (Bunch Structure). A **bunch** is an unsorted set supporting addition of any batch of new elements within $O(1)$ work/span and conversion to a batch within $O(b)$ work and $O(\log b)$ span if it has size b . A bunch can be implemented using a complete binary tree with batches at the leaves, with a linked list threaded through each level to support adding a new batch as a leaf in $O(1)$ work/span. To convert a bunch to a batch, we treat the bunch as a batch of batches and parallel join all the batches.

A.3 Parallel Buffer

To facilitate extended implicit batching, we can use any parallel buffer implementation that takes $O(p + b)$ work and $O(\log p + \log b)$ span per batch of size b (on p processors), as long as any operation that arrives will always (regardless of the scheduler) be included in the batch that is being flushed or in the next batch, and there are always at most $\frac{1}{2}p + q$ ready buffer nodes (active threads of the buffer) where q is the number of operations that are currently buffered or being flushed. This would entail the following parallel buffer overhead [4] (and we reproduce the proof here).

Theorem 24 (Parallel Buffer Cost). Take any program P using an implicitly batched data structure M that is run using any greedy scheduler. Then the cost (Definition 6) of the parallel buffer for M is $O\left(\frac{T_1+w}{p} + d \cdot \log p\right)$, where T_1 is the work of all the P -nodes, and w is the work taken by M , and d is the maximum number of M -calls on any path in the program DAG D .

Proof. Let t_1 and t_∞ be the total work and span (Definition 6) respectively of the parallel buffer for M . Let N be the total number of operations on M . Consider each batch B of b operations on M . Let t_B be span taken by the buffer on B . If $b \leq p^2$, then $t_B \in O(\log p)$. If $b > p^2$, then $t_B \in O(\log b) \subseteq O\left(\frac{b}{p}\right)$. Thus $t_B \in O\left(\frac{b}{p} + \log p\right)$ and hence $t_\infty \in O\left(\frac{N}{p} + d \cdot \log p\right)$.

Now consider the actual execution of the execution DAG E of the program P using M . At each time step, the buffer is processing at most two consecutive batches, so we shall analyze the buffer work done during the time interval for each pair of consecutive batches B and B' , where B has b operations and B' has b' operations.

If $b + b' \geq \frac{1}{6}p$, then the buffer work done on B and B' is $O(b + b')$.

If $b + b' < \frac{1}{6}p$, then there are at most $\frac{1}{2}p + (b + b') < \frac{2}{3}p$ ready buffer nodes in E , so at least one of the following holds at each time step in this interval:

- ✧ At least $\frac{1}{6}p$ ready P -nodes in E are being executed. These steps take at most $O(T_1)$ work over all intervals.
- ✧ At least $\frac{1}{6}p$ ready M -nodes in E are being executed. These steps take at most $O(w)$ work over all intervals.
- ✧ At most p ready nodes in E are being executed. All ready buffer nodes in E are being executed (by greedy scheduling), so over all intervals there are $O(t_\infty)$ such steps, taking $O(p \cdot t_\infty)$ work.

Therefore $\frac{t_1}{p} \in O\left(\frac{T_1+w}{p} + t_\infty\right)$, and hence the buffer's cost is $\frac{t_1}{p} + t_\infty \in O\left(\frac{T_1+w}{p} + d \cdot \log p\right)$ since $N \leq T_1$. ✧

The parallel buffer for each data structure M can be implemented using a static BBT (leaf-based balanced binary tree), with a sub-buffer at each leaf node, one for each processor, and a flag at each internal node. Each sub-buffer stores its operations as the leaves of a complete binary tree with a linked list threaded through each level. Whenever a thread τ makes a call to M , the processor running τ suspends it and inserts the call together with a callback (i.e. a structure with a pointer to τ and a field for the result) into the sub-buffer for that processor. Then the processor walks up the BBT from leaf to root, test-and-setting each flag along the way, terminating if it was already set. On reaching the root, the processor notifies M (by reactivating it), which can decide when to flush the buffer. M can also query whether the parallel buffer is non-empty, defined as whether the flag at the root is set. M can eventually return the result of the call via the callback (i.e. by updating the result field and then resuming τ).

Whenever the buffer is flushed (by M), all sub-buffers are swapped out by a parallel recursion on the BBT, replaced by new sub-buffers in a newly constructed static BBT. We then wait for all pending insertions into the old sub-buffers to be completed, before joining their contents into a single batch to be returned (to M). To do so, each processor i has a flag y_i initialized to *true*, and a thread field ϕ_i initialized to *null*. Whenever it inserts an M -call X , it sets $y_i := \text{false}$, then inserts X into the (current) sub-buffer, then resumes ϕ_i if $\text{TestAndSet}(y_i) = \text{true}$. To wait for pending insertions into the old sub-buffer for processor i , we store a pointer to the current thread in ϕ_i and then suspend it if $\text{TestAndSet}(y_i) = \text{false}$.

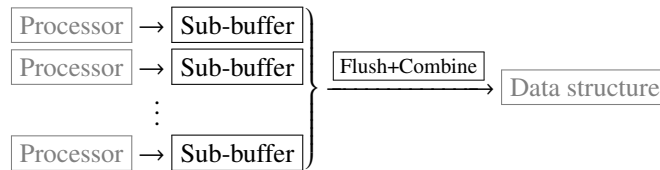


Figure 4: Data flow in the parallel buffer

Inserting into each sub-buffer can be done in $O(1)$ time. Test-and-setting each flag in the BBT also takes $O(1)$ time, because at most three processors ever access it. Each static BBT takes $O(p)$ work and $O(\log p)$ span to initialize. Each data structure call takes $O(p)$ work and $O(\log p)$ span for a processor to reach the root, because the flags ensure that only $O(1)$ work is done per node in traversing the BBT. Joining the contents of the sub-buffers takes $O(p + b)$ work and $O(\log p + \log b)$ span if the resulting joined batch is of size b . It is also easy to ensure that flushing uses at most $\frac{1}{2}p + b$ processors where b is the size of the flushed batch. Thus this parallel buffer implementation has the desired properties that support extended implicit batching.

It is worth noting that the parallel buffer can be implemented in the dynamic multithreading paradigm, like all other data structures and algorithms in this paper, but it requires the ability for a thread to have $O(1)$ -time access to the sub-buffer for the processor running it, so that it can insert each data structure-call into the sub-buffer in $O(1)$ work/span. This can be done if each processor has a **local array** of size p (i.e. it is accessible only by that processor but supports $O(1)$ random access) for each implicitly batched data structure, and each thread can retrieve the id of the processor running it. But in the QRMW pointer machine model this is not necessary if the program uses a fixed set of implicitly batched data structures, since each processor can be initialized with a (constant) pointer to a structure that always points to the current sub-buffer for that processor.

A.4 Sorting Theorems

The items in the search problem can come from any arbitrary set S that is linearly ordered by a given comparison function, and we shall assume that S has at least two items. As is standard, let S^n be the set of all length- n sequences from S . Search structures can often be adapted to implement sorting algorithms⁵, in which case any lower bound on complexity of sorting typically implies a lower bound on the costs of the search structure. For the proofs of [FS₁ Work](#) and [FS₂ Work](#) we need a crucial lemma that the entropy bound is a lower bound for (comparison-based) sorting, as precisely stated below.

Lemma 25 (Sorting Entropy Bound). For any sequence I in S^n with item frequencies $q_{1..u}$ (i.e. $\sum_{i=1}^u q_i = n$), any sorting algorithm requires $\Omega(H)$ comparisons on average over all (distinct) rearrangements of I , where $H = \sum_{i=1}^u (q_i \cdot \log \frac{n}{q_i})$ is the entropy of I . [\[28\]](#)

From this we immediately get a relation ([Theorem 28](#)) between the entropy bound and the maximum finger bound (i.e. the maximum finger bound over all permutations), because we can use a finger-tree to perform sorting.

Definition 26 (Finger-Tree Sort). Let $F\text{Sort}$ be the sequential algorithm that sorts an input sequence I as follows:

Create an empty finger-tree F (with one finger at each end) that stores linked lists of items. For each item x in I , if F already has a linked list of copies of x , then append x to that linked list, otherwise insert a linked list containing just x into F . At the end iterate through F to produce the desired sorted sequence.

Definition 27 (In-order Item Frequencies). A sequence I in S^n is said to have **in-order item frequencies** $q_{1..u}$ if the i -th smallest item in I occurs q_i times in I .

Theorem 28 (Maximum Finger Bound). Take any sequence I in S^n with in-order item frequencies $q_{1..u}$. Then the **maximum finger bound** for I , defined as $MF_I = \sum_{i=1}^u q_i \cdot (\log \min(i, u+1-i) + 1)$, satisfies $MF_I \in \Omega(H)$ where $H = \sum_{i=1}^u (q_i \cdot \log \frac{n}{q_i})$.

Proof. By the [Sorting Entropy Bound](#) ([Lemma 25](#)) let J be a rearrangement of I such that $F\text{Sort}(J)$ takes $\Omega(H)$ comparisons. Clearly $F\text{Sort}(J)$ also takes $O(MF_J) = O(MF_I)$ comparisons, and hence $MF_I \in \Omega(H)$. \diamond

Finally we give a parallel sorting algorithm $P\text{ESort}$ that achieves the entropy bound for work but yet takes only $O((\log n)^2)$ span on a list of n items, which we need in our parallel finger structure. For comparison, we also give the simpler parallel merge-sort $P\text{MSort}$. The input and output lists are each stored in a batch (leaf-based balanced binary tree), and these algorithms work in the QRMW pointer machine model.

We shall use the following notation for every binary tree T : $T.\text{root}$ is its root, and for each node v of T , $v.\text{left}$ and $v.\text{right}$ are its child nodes, and $v.\text{height}$ is the height of the subtree at v , and $v.\text{size}$ is the number of leaves of the subtree at v .

Definition 29 (Parallel Merge-Sort). Let $P\text{MSort}$ be the procedure that does the following on an input batch I of items:

If $I.\text{size} \leq 1$, return I . Otherwise, compute in parallel $A = P\text{MSort}(I.\text{left})$ and $B = P\text{MSort}(I.\text{right})$, and then parallel merge ([Section A.2](#)) A and B into an item-sorted batch C , and then return C .

Theorem 30 ($P\text{MSort}$ Costs). $P\text{MSort}$ sorts every sequence I in S^n within $O(n \cdot \log n)$ work and $O((\log n)^2)$ span.

Proof. The claim follows directly from the work/span bounds for parallel merging ([Section A.2](#)) and $I.\text{height} \in O(\log n)$. \diamond

Definition 31 (Parallel Entropy-Sort). Define a **bundle** of an item x to be a BT (binary tree) in which every leaf has a tagged copy of x . Let $P\text{ESort}$ be the parallel merge-sort variant that does the following on an input batch I of items:

If $I.\text{size} \leq 1$, return I . Otherwise, compute in parallel $A = P\text{EMerge}(I.\text{left})$ and $B = P\text{EMerge}(I.\text{right})$, and then parallel merge ([Section A.2](#)) A and B into an item-sorted batch C of bundles, combining bundles of the same item into one by simply making them the child subtrees of a new bundle, and then return C .

Then $P\text{ESort}(I)$ returns an item-sorted batch of bundles, with one bundle (of all the tagged copies) for each distinct item in I , and clearly each bundle has height at most $I.\text{height}$.

Theorem 32 ($P\text{ESort}$ Costs). $P\text{ESort}$ sorts every sequence I in S^n with item frequencies $q_{1..u}$ within $O(H + n)$ work and $O((\log n)^2)$ span, where $H = \sum_{i=1}^u (q_i \cdot \ln \frac{n}{q_i})$.

Proof. Consider the merge-tree T , in which each node is the result of parallel merging its child nodes. Note that $T.\text{height} = I.\text{height} \in O(\log n)$, and that each item in I occurs in at most one bundle in each node of T . Clearly the work done is $O(1)$ times the total length of all the parallel merged batches ([Section A.2](#)). Thus the work done can be divided per item; work done on item x takes $O(1)$ times the number of nodes of T that contain a bundle of x .

⁵ A sorting algorithm is a procedure that given any input sequence will output a sequence of pointers to the input items in sorted order.

Let $f(k, c)$ be the maximum number of bundles of x in a subtree of T with height k of which c leaves contain a bundle of x . Then for every $k \geq 0$ and $c \geq 1$ we have $f(k+1, c) = \max(f(k, c), \max_{a, b \geq 1}^{a+b=c} (f(k, a) + f(k, b))) + 1$, and we claim that $f(k, c) \leq c \cdot (\log \frac{1}{c} + k + 2) - 1$. This obviously holds for $k = 0$. Since $a \cdot \log \frac{1}{a} + b \cdot \log \frac{1}{b} \leq 2 \cdot \frac{a+b}{2} \cdot \log \frac{2}{a+b} = (a+b) \cdot (\log \frac{1}{a+b} + 1)$ for every $a, b > 0$ by Jensen's inequality, induction yields $f(k+1, c) \leq c \cdot (\log \frac{1}{c} + 1) + c \cdot (k+2) - 1 \leq c \cdot (\log \frac{1}{c} + k + 3) - 1$, and hence the claim holds. Thus $f(T.\text{height}, q_i) \leq q_i \cdot (\log \frac{1}{q_i} + T.\text{height} + 3) \in O(q_i \cdot (\log \frac{n}{q_i} + 1))$.

Therefore $PESort(I)$ takes $O(\sum_{i=1}^u f(T.\text{height}, q_i)) \subseteq O(H+n)$ work. The span bound on $PESort(I)$ is immediate from the span bound on parallel merging (Section A.2). \diamond

$PESort$ is all we need for the parallel finger search structures \mathbb{FS}_1 and \mathbb{FS}_2 , but we can in fact obtain a full parallel entropy-sorting algorithm, namely one that outputs a single item-sorted batch of all the (tagged copies of) items in the input sequence I from S^n and satisfies the entropy bound for work. Specifically, we can convert each bundle in $PESort(I)$ to a batch (Definition 33), and then parallel join (Section A.2) all those batches to obtain the desired output.

Definition 33 (Bundle Balancing). A bundle B of size b and height h is balanced as follows:

Recursively construct a linked list through all the leaves of B , and mark the leaves of B with (1-based) rank of the form $(i \cdot h + 1)$, and then extract those marked leaves as a batch P (by parallel filtering as described in [26]). Then at each leaf v in P , construct and store at v a batch of the items in B with ranks $i \cdot h + 1$ to $(i+1) \cdot h$, obtained by traversing the linked list forward. Now P is essentially a batch of size- h batches (except perhaps the last smaller batch), which we then recursively join to obtain the batch of all items in G (alternatively, but less efficiently, simply parallel join P).

Theorem 34 (Bundle Balancing Costs). Balancing a bundle B of size b and height h takes $O(b)$ work and $O(h)$ span.

Proof. Note that B has less internal nodes than leaves, and so constructing the linked list takes $O(b)$ work and $O(h)$ span. Extracting the batch P of items of B with ranks at intervals of h takes $O(b + P.\text{size} \cdot h) = O(b)$ work and $O(h)$ span. Constructing the batches of items in-between those in P takes $O(b)$ work and $O(P.\text{height} + h) \subseteq O(h)$ span, and recursively joining them takes $O(1)$ work and span per node of P (except $O(h)$ span for the first joining involving the last batch). \diamond

A.5 Batch-Parallel Map

In this paper we rely on a parallel map that supports the following operations:

- ✧ **Unsorted batch search:** Search for an unsorted input batch of b items (not necessarily distinct), tagging each search item with the result, all within $O(b \cdot \log n)$ work and $O(\log b \cdot \log n)$ span, where n is the map size.
- ✧ **Sorted batch access:** Perform an item-sorted input batch of b operations on distinct items, tagging each operation with the result, all within $O(b \cdot \log n)$ work and $O(\log b + \log n)$ span, where n is the map size before the batch access.
- ✧ **Split:** Split a map M of size k around a given pivot rank r into two maps M_1, M_2 , where M_1 contains the items with ranks at most r in M , and M_2 contains the items with ranks more than r in M , within $O(\log k)$ work/span.
- ✧ **Join:** Join maps M_1, M_2 of total size k where the greatest item in M_1 is less than the least item in M_2 , within $O(\log k)$ work/span.

This can be achieved in the QRMW pointer machine model [26], but also can be achieved in the binary forking model [9] and hence the asynchronous Arbitrary CRCW PRAM model.

A.6 Locking Mechanisms

Here we give pseudo-code implementations of the various locking mechanisms used as primitives in this paper (Section 2.1), which have the claimed properties under the QRMW memory contention model.

The **non-blocking lock** is trivially implemented using test-and-set as shown in TryLock/Unlock below.

Definition 35 (Non-Blocking Lock).

TryLock(Bool x):

Return $\neg \text{TestAndSet}(x)$.

Unlock(Bool x):

Set $x := \text{false}$.

Next is the **reactivation** wrapper for a procedure P , which can be implemented using fetch-and-add and guarantees the following according to some linearization [26]:

1. Whenever P is reactivated, there will be a complete run of P that starts after that reactivation.
2. If P is run only via reactivations, then no runs of P overlap, and there are at most as many runs of P as reactivations of P .
3. If P is reactivated by only k threads at any time, then each reactivation call C finishes within $O(k)$ span, and some run of P starts within $O(k)$ span after the start of C or the end of the last run of P that overlaps C .

Definition 36 (Reactivation Wrapper). (P is the procedure to be guarded by the wrapper.)

Private Procedure P .

Private Int $count := 0$.

Public Reactivate():

 If FetchAndAdd($count, 1$) = 0:

 Fork the following:

 Do:

 Set $count := 1$.

$P()$.

 While FetchAndAdd($count, -1$) > 1.

The **dedicated lock** with keys $[1..k]$, where threads must use distinct keys to acquire it, can be implemented using fetch-and-add as shown below and guarantees the following according to some linearization [4]:

1. **Mutual exclusion:** Only one thread can hold the lock at any point in time; a thread becomes the lock holder when it successfully acquires the lock, and must release the lock before the next successful acquisition.
2. **Fairness and bounded latency:** When any thread attempts to acquire the dedicated lock, it will become a pending holder within $O(k)$ span, and each pending holder will successfully acquire the lock after at most 1 subsequent successful acquisition per key (if every lock holder eventually releases the lock). And whenever the lock is released, if there is at least one pending holder then within $O(k)$ span the lock would be successfully acquired again.

Definition 37 (Dedicated Lock). (k is the number of keys.)

Private Int $count := 0$.

Private Int $last := 0$.

Private Array $q[1..k]$ initialized with *null*.

Public Acquire(Int i):

 If FetchAndAdd($count, 1$) = 0:

 Set $last := i$.

 Return.

 Otherwise:

 Write pointer to current thread into $q[i]$.

 Suspend current thread.

Public Release():

 If FetchAndAdd($count, -1$) > 1:

 Create Int $j := last$.

 Create Pointer $t := null$.

 While $t = null$:

 Set $j := j \% k + 1$.

 If $q[j] \neq null$, then swap $t, q[j]$.

 Set $last := j$.

 Resume t .

It is worth mentioning that we can easily replace the array $q[1..k]$ in the above implementation by a cyclic linked list, and use the linked list nodes instead of integers as the keys.

References

- [1] Yehuda Afek, Haim Kaplan, Boris Korenfeld, Adam Morrison, and Robert E Tarjan. The cb tree: a practical concurrent self-adjusting search tree. *Distributed computing*, 27(6):393–417, 2014.
- [2] Yehuda Afek, Haim Kaplan, Boris Korenfeld, Adam Morrison, and Robert Endre Tarjan. Cbtree: A practical concurrent self-adjusting search tree. In *DISC*, volume 7611 of *Lecture Notes in Computer Science*, pages 1–15. Springer, 2012.
- [3] Kunal Agrawal, Jeremy T Fineman, Kefu Lu, Brendan Sheridan, Jim Sukha, and Robert Utterback. Provably good scheduling for parallel programs that use data structures through implicit batching. In *Proceedings of the 26th ACM symposium on Parallelism in algorithms and architectures*, pages 84–95. ACM, 2014.
- [4] Kunal Agrawal, Seth Gilbert, and Wei Quan Lim. Parallel working-set search structures. In *Proceedings of the 30th ACM symposium on Parallelism in algorithms and architectures*, pages 321–332. ACM, 2018.
- [5] Yaroslav Akhremtsev and Peter Sanders. Fast parallel operations on search trees. In *2016 IEEE 23rd International Conference on High Performance Computing (HiPC)*, pages 291–300. IEEE, 2016.
- [6] Vitaly Aksenov, Petr Kuznetsov, and Anatoly Shalyto. Parallel Combining: Benefits of Explicit Synchronization. In Jiannong Cao, Faith Ellen, Luis Rodrigues, and Bernardo Ferreira, editors, *22nd International Conference on Principles of Distributed Systems (OPODIS 2018)*, volume 125 of *Leibniz International Proceedings in Informatics (LIPIcs)*, pages 11:1–11:16, Dagstuhl, Germany, 2018. Schloss Dagstuhl–Leibniz-Zentrum fuer Informatik.
- [7] Nimar S Arora, Robert D Blumofe, and C Greg Plaxton. Thread scheduling for multiprogrammed multiprocessors. *Theory of computing systems*, 34(2):115–144, 2001.
- [8] Guy E Blelloch, Daniel Ferizovic, and Yihan Sun. Just join for parallel ordered sets. In *Proceedings of the 28th ACM Symposium on Parallelism in Algorithms and Architectures*, pages 253–264. ACM, 2016.
- [9] Guy E Blelloch, Jeremy T Fineman, Yan Gu, and Yihan Sun. Optimal parallel algorithms in the binary-forking model. *arXiv preprint [arXiv:1903.04650](https://arxiv.org/abs/1903.04650)*, 2019.
- [10] Guy E. Blelloch and Margaret Reid-Miller. Pipelining with futures. In *Proceedings of the ninth annual ACM symposium on Parallel algorithms and architectures*, SPAA ’97, pages 249–259, New York, NY, USA, 1997. ACM.
- [11] Guy E. Blelloch and Margaret Reid-Miller. Fast set operations using treaps. In *Proceedings of the tenth annual ACM symposium on Parallel algorithms and architectures*, pages 16–26, 1998.
- [12] Robert D Blumofe and Charles E Leiserson. Scheduling multithreaded computations by work stealing. *Journal of the ACM (JACM)*, 46(5):720–748, 1999.
- [13] Trevor Brown, Faith Ellen, and Eric Ruppert. A general technique for non-blocking trees. In *ACM SIGPLAN Notices*, volume 49, pages 329–342. ACM, 2014.
- [14] Thomas H. Cormen, Charles E. Leiserson, Ronald L. Rivest, and Clifford Stein. *Introduction to Algorithms*. The MIT Press, third edition, 2009.
- [15] Cynthia Dwork, Maurice Herlihy, and Orli Waarts. Contention in shared memory algorithms. *Journal of the ACM (JACM)*, 44(6):779–805, 1997.
- [16] Faith Ellen, Panagiota Fatourou, Joanna Helga, and Eric Ruppert. The amortized complexity of non-blocking binary search trees. In *Proceedings of the 2014 ACM symposium on Principles of distributed computing*, pages 332–340. ACM, 2014.
- [17] Faith Ellen, Panagiota Fatourou, Eric Ruppert, and Franck van Breugel. Non-blocking binary search trees. In *Proceedings of the 29th ACM SIGACT-SIGOPS Symposium on Principles of Distributed Computing*, PODC ’10, pages 131–140, New York, NY, USA, 2010. ACM.
- [18] Stephan Erb, Moritz Kobitzsch, and Peter Sanders. Parallel bi-objective shortest paths using weight-balanced b-trees with bulk updates. In *International Symposium on Experimental Algorithms*, pages 111–122. Springer, 2014.
- [19] Panagiota Fatourou and Nikolaos D. Kallimanis. Revisiting the combining synchronization technique. In *PPoPP*, pages 257–266, 2012.
- [20] Matteo Frigo, Charles E. Leiserson, and Keith H. Randall. The implementation of the Cilk-5 multithreaded language. In *Proceedings of the ACM SIGPLAN Conference on Programming Language Design and Implementation (PLDI)*, pages 212–223, 1998.
- [21] Michael T Goodrich and S Rao Kosaraju. Sorting on a parallel pointer machine with applications to set expression evaluation. *Journal of the ACM (JACM)*, 43(2):331–361, 1996.
- [22] Leo J Guibas, Edward M McCreight, Michael F Plass, and Janet R Roberts. A new representation for linear lists. In *Proceedings of the ninth annual ACM symposium on Theory of computing*, pages 49–60. ACM, 1977.

- [23] Danny Hendler, Itai Incze, Nir Shavit, and Moran Tzafrir. Flat combining and the synchronization-parallelism tradeoff. In *Proceedings of the ACM Symposium on Parallelism in Algorithms and Architectures (SPAA)*, pages 355–364, 2010.
- [24] Intel Corporation. *Intel Cilk Plus Language Extension Specification, Version 1.1*, 2013. Document 324396-002US. Available from http://cilkplus.org/sites/default/files/open_specifications/Intel_Cilk_plus_lang_spec_2.htm.
- [25] Joseph JáJá. *An introduction to parallel algorithms*, volume 17. Addison-Wesley Reading, 1992.
- [26] Wei Quan Lim. Optimal multithreaded batch-parallel 2-3 trees. *arXiv:1905.05254*, 2019.
- [27] Peter Magnusson, Anders Landin, and Erik Hagersten. Queue locks on cache coherent multiprocessors. In *Parallel Processing Symposium, 1994. Proceedings., Eighth International*, pages 165–171. IEEE, 1994.
- [28] Ian Munro and Philip M Spira. Sorting and searching in multisets. *SIAM journal on Computing*, 5(1):1–8, 1976.
- [29] OpenMP Architecture Review Board. OpenMP application program interface, version 4.0. Available from <http://www.openmp.org/mp-documents/OpenMP4.0.0.pdf>, July 2013.
- [30] Y. Oyama, K. Taura, and A. Yonezawa. Executing parallel programs with synchronization bottlenecks efficiently. In *Proceedings of the International Workshop on Parallel and Distributed Computing for Symbolic and Irregular Applications (PDSIA)*, pages 182–204, 1999.
- [31] Wolfgang Paul, Uzi Vishkin, and Hubert Wagoner. Parallel dictionaries on 2–3 trees. *Automata, Languages and Programming*, pages 597–609, 1983.
- [32] James Reinders. *Intel Threading Building Blocks: Outfitting C++ for Multi-Core Processor Parallelism*. O’Reilly, 2007.
- [33] Nodari Sitchinava. Ics 643: Advanced parallel algorithms lecture 10. <http://www2.hawaii.edu/~nodari/teaching/f16/notes/notes10.pdf>, 2016.
- [34] Daniel Dominic Sleator and Robert Endre Tarjan. Self-adjusting binary search trees. *Journal of the ACM (JACM)*, 32(3):652–686, 1985.
- [35] The Task Parallel Library. <http://msdn.microsoft.com/en-us/magazine/cc163340.aspx>, October 2007.
- [36] Thomas Tseng, Laxman Dhulipala, and Guy Blelloch. Batch-parallel euler tour trees. In *2019 Proceedings of the Twenty-First Workshop on Algorithm Engineering and Experiments (ALENEX)*, pages 92–106. SIAM, 2019.