

Optimal Joins using Compact Data Structures

Gonzalo Navarro
DCC, U. of Chile & IMFD

Juan L. Reutter
DCC, PUC Chile & IMFD

Javiel Rojas-Ledesma
DCC, U. of Chile & IMFD

ABSTRACT

Worst-case optimal join algorithms have gained a lot of attention in the database literature. We now count with several different algorithms that have all been shown to be optimal in the worst case, and many of them have also been implemented and tested in practice. However, the implementation of these algorithms often requires an enhanced indexing structure: to achieve optimality we either need to build completely new indexes or we must populate the database with several different instantiations of common indexes such as B+-trees. Either way, this means spending an extra amount of storage space that may be non-negligible.

In this paper we show that optimal algorithms can be obtained directly from a representation that regards the relations as point sets in variable-dimensional grids, without the need of extra storage. Our representation is a compact quadtree for the static indexes and a dynamic quadtree sharing subtrees (which we dub a qdag) for intermediate results. We develop a compositional algorithm to process full join queries when data is stored in said structures, and then show that the running time of this algorithm is worst-case optimal in data complexity. Remarkably, we can even extend our framework to compute more expressive queries in relational algebra using both unions and a form of limited negation, by introducing a lazy version of qdags. Once again, we can show that the running time of our algorithms is worst-case optimal.

ACM Reference format:

Gonzalo Navarro, Juan L. Reutter, and Javiel Rojas-Ledesma. 2020. Optimal Joins using Compact Data Structures. In *Proceedings of PODS'20, Portland, OR, USA, June 2020*, 12 pages. DOI: 10.1145/nnnnnnn.nnnnnnn

1 INTRODUCTION

The state of the art in query processing has recently been shaken by a new generation of join algorithms with strong optimality guarantees based on the AGM bound of queries: the maximum size of the output of the query over all possible relations with the same cardinalities [3]. One of the basic principles of these algorithms is to disregard the traditional notion of a query plan, favoring a strategy that can take more advantage of the structure of the query, while at the same time taking into account the actual size of the database [15, 17].

Several of these algorithms have been implemented and tested in practice with positive results [9, 18], especially when handling

queries with several joins. Because they differ from what is considered standard in relational database systems, the implementation of these algorithms often requires additional data structures, a database that is heavily indexed, or heuristics to compute the best computation path given the indexes that are present. For example, algorithms such as Leapfrog [21], Minesweeper [16], or InsideOut [11] must select a *global order* on the attributes, and assume that relations are indexed in a way that is consistent with these attributes [18]. If one wants to use these algorithms with more flexibility on the way attributes are processed, then one would probably need to instantiate several combinations of B+ trees or other indexes [9]. On the other hand, more involved algorithms such as Tetris [10] or Panda [12] require more involved structures: in the first case one needs a geometric representation of the input data and in the second case one needs structures to allow reasoning about a certain type of proof systems.

Our goal is to develop optimal join algorithms that minimize the storage for additional indexes while at the same time being independent of a particular ordering of attributes. The way we address this issue is by considering compact data structures: indexes using a nearly-optimal amount of space while supporting all operations we need to answer join queries.

In this paper we show that worst-case optimal algorithms can be obtained when one assumes that the input data is represented as quadtrees, and specifically under a compact representation called k^2 -tree [5]. Quadtrees, in a nutshell, are geometric structures used to represent data points in grids of size $\ell \times \ell$ (which can be generalized to any dimension). Thus, a relation R with attributes A_1, \dots, A_d can be naturally viewed as a set of points over grids of dimension d , where the value of each attribute A_i in a tuple in R is the i -th coordinate of the corresponding data point. When represented as k^2 -trees, quadtrees offer a compact representation for relations, and can be navigated efficiently to retrieve the desired data points.

The main tool we use is a dynamic representation of quadtrees where some nodes may share subtrees, which we denote qdags. Using qdags, we can reduce the computation of a full join query $J = R_1 \bowtie \dots \bowtie R_n$ with d attributes, to an algorithm that first extends the quadtrees for R_1, \dots, R_n into qdags of dimension d and then intersects them to obtain a quadtree. As our first result, we show that such algorithm is indeed worst-case optimal: if $2^{\rho^*(J,D)}$ is the AGM bound of the query J over a database D , then we have:

THEOREM 1.1. *Let $R_1(\mathcal{A}_1), \dots, R_n(\mathcal{A}_n)$ be relations with attributes in $[0, \ell - 1]$. We can represent them in $(\sum_i |R_i| \cdot 2^{|\mathcal{A}_i|} \log \ell)(1 + o(1))$ bits so as to compute the result of a join query $J = R_1 \bowtie \dots \bowtie R_n$, with d attributes, over a database instance D in time $O(2^{\rho^*(J,D)} \cdot 2^d n \log \ell)$.*

Our algorithm works in a rather different way than the most well-known worst-case algorithms. To illustrate this, consider the triangle query $J = R(A, B) \bowtie S(B, C) \bowtie T(A, C)$. The most common way of processing this query optimally is to follow what Ngo et al. [17] define as the *generic* algorithm: select one of the attributes

Permission to make digital or hard copies of all or part of this work for personal or classroom use is granted without fee provided that copies are not made or distributed for profit or commercial advantage and that copies bear this notice and the full citation on the first page. Copyrights for components of this work owned by others than ACM must be honored. Abstracting with credit is permitted. To copy otherwise, or republish, to post on servers or to redistribute to lists, requires prior specific permission and/or a fee. Request permissions from permissions@acm.org.

PODS'20, Portland, OR, USA

© 2020 ACM. 978-x-xxxx-xxxx-x/YY/MM...\$15.00

DOI: 10.1145/nnnnnnn.nnnnnnn

of the query (say A), and iterate over all elements $a \in A$ that could be an answer to this query, that is, all $a \in \pi_a(R) \cap \pi_a(T)$. Then, for each of these elements, iterate over all $b \in B$ such that the tuple (a, b) can be an answer: all (a, b) in $R \bowtie \pi_B(S) \bowtie \pi_A(T)$, and so on.

Instead, quadtrees divide the output space, which corresponds to a grid of size ℓ^3 , into 8 subgrids of size $(\ell/2)^3$, and for each of these grids it recursively computes the output of the query J . As it turns out, this strategy to divide the output is as good as the generic strategy defined by Ngo et al. [17], and can be extended to other relational operations, as we explain next.

Our join algorithm boils down to two simple operations on quadtrees: an EXTEND operation that lifts the quadtree representation of a grid to a higher-dimensional grid, and an AND operation that intersects trees. But there are other operations that we can define and implement. For example, the synchronized OR of two quadtrees gives a compact representation of their union, and complementing the quadtree values can be done by a NOT operation. We then integrate all these operations in a single framework, and use it to answer more complex queries given by the combination of these expressions as one does with the relational algebra.

To support these operations we introduce lazy qdags, or lqdags for short, in which nodes may be additionally labeled with query expressions. The idea is to be able to delay the computation of an expression until we know such computation is needed to derive the output. Our framework remains worst-case optimal: if the algorithm evaluates an expression E over a database D in time T , then there is a database D' with the same number of relations, of lesser or equal cardinalities, for which the size of the output of E is $O(T)$.

Consider, for example, the query $J' = R(A, B) \bowtie S(B, C) \bowtie \bar{T}(A, C)$, which joins R and S with the complement \bar{T} of T . One could think of two ways to compute this query. One hand, we can first join R and S and then see which of the resulting tuples are not in T . But if T is dense (\bar{T} is small), it may be more efficient to first compute \bar{T} and then proceed as on the usual triangle query. Our algorithm is optimal because it is prepared to do both strategies: by dividing into quadrants one finds dense regions of T in which computing the complement is cheaper, while in sparse regions the algorithm first computes the join of R and S .

Our framework has the advantage that compact data structures can lead to faster algorithms simply because relations can be stored in faster memory. We also show that joins can be implemented efficiently, and so are complements, unions and expressions combining them. But our framework allows implementing several other database operations such as projection, selection, or even renaming of attributes. We finish the paper with a discussion on projection (which we can add at a small prize in optimality) and also on efficient classes of instances for which our approach is even better.

Organization of the paper. In Section 2 we fix the notation on quadtrees and explain the version we use and how we assume they are stored. The algorithm for multiway join queries is introduced together with qdags in Section 3, and our full framework is introduced together with lazy qdags in Section 4. We finish the discussion in Section 5 with some remarks about implementing

projection, bounds for databases distributed in clusters and a geometric interpretation of quadtrees. Finally, Section 6 shares our conclusions and some directions for further work.

2 QUADTREES

A Region Quadtree [7, 19] is a structure used to store points in two-dimensional grids of $\ell \times \ell$. We focus on the variant called MX-Quadtree [19, 22], which can be described as follows. Assume for simplicity that ℓ is a power of 2. If $\ell = 1$, then the grid has only one cell and the quadtree is an integer 1 (if the cell has a point) or 0 (if not). For $\ell > 1$, if the grid has no points, then the quadtree is a leaf. Otherwise, the quadtree is an internal node with four children, each of which is the quadtree of one of the four $\ell/2 \times \ell/2$ quadrants of the grid. (The deepest internal nodes, whose children are 1×1 grids, store instead four integers in $\{0, 1\}$ to encode their cells.)

Assume each data point is described using the binary representation of each of its coordinates (i.e., as a pair of $\log \ell$ -bit vectors). We order the grid quadrants so that the first contains all points with coordinates of the form $(0 \cdot c_x, 0 \cdot c_y)$, for $\log \ell - 1$ bit vectors c_x and c_y , the second contains points $(0 \cdot c_x, 1 \cdot c_y)$, the third $(1 \cdot c_x, 0 \cdot c_y)$, and the last quadrant stores the points $(1 \cdot c_x, 1 \cdot c_y)$.

The Morton [13] partitioning of an ℓ^d grid of points is a sequence of 2^d subgrids of size $(\ell/2)^d$ in which the i -th subgrid of the partition, represented by the binary encoding b_i of i , is defined by all the points $(b_{c_1}, \dots, b_{c_d})$ in which the word formed by concatenating the first bit of each string b_{c_j} is precisely the string b_i .

Quadtrees can be generalized to higher dimensions. A quadtree of dimension d is a tree used to represent data points in a d -dimensional grid G of size ℓ^d . Here, an empty grid is represented by a leaf and a nonempty grid corresponds to an internal node with 2^d children, representing the 2^d subspaces spanning from combining the first bits of each dimension: the i th child is associated with the i th subgrid of the Morton partitioning of G .

In two dimensions, a quadtree with p points has $O(p \log \ell)$ nodes. A refined analysis [8, Thm. 1] shows that quadtrees have fewer nodes when the points are clustered: if the points distribute along c clusters, p_i of them inside a subgrid of size $\ell_i \times \ell_i$, then there are in total $O(c \log \ell + \sum_i p_i \log \ell_i)$ nodes in the quadtree. The result easily generalizes to d dimensions: the cells are of size ℓ_i^d and the quadtree has $O(c \log \ell + \sum_i p_i \log \ell_i)$ internal nodes, each of which stores 2^d pointers to children (or integers, in the last level).

Further, we consider a compact quadtree representation called the k^2 -tree [5] (with $k = 2$ in this paper). The k^2 -tree in dimension d represents each internal quadtree node as the 2^d bits telling which of its quadrants is empty (0) or nonempty (1). Leaves and single-cell nodes are not represented because their data is deduced from the corresponding bit of their parent. The k^2 -tree is simply a bitvector $B[1..N]$ obtained by concatenating the 2^d bits of every (internal) node in levelwise order. Each node is identified with its order in this deployment, the root being 1. Navigation in the quadtree toward children and parents is simulated in constant time using $o(N)$ additional bits on top of B [5]. As a result, a quadtree of t internal nodes is represented using just $2^d t(1 + o(1))$ bits.

Quadtrees are used to solve various geometric problems on points. Our basic use for database purposes is to find the points

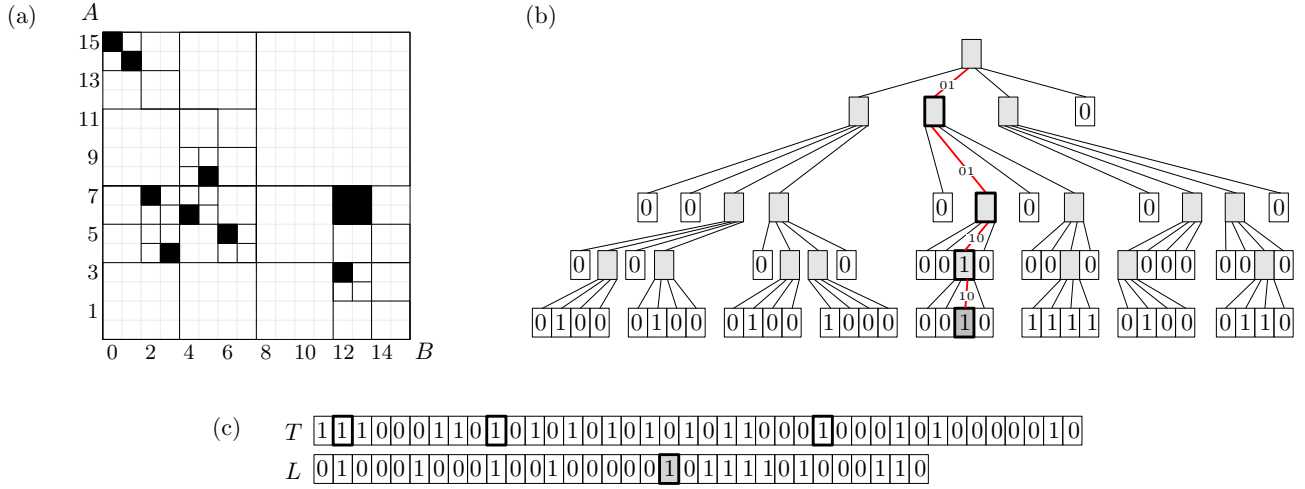


Figure 1: A quadtree representing $R(A, B) = \{(4, 3), (7, 2), (5, 6), (6, 4), (3, 12), (6, 12), (6, 13), (7, 12), (7, 13), (8, 5), (14, 1), (15, 0)\}$. (a) Representation of $R(A, B)$ in a $2^4 \times 2^4$ grid, and representation of the hierarchical partition defining the quadtree. The black cells correspond to points in R . (b) The quadtree representing R . The shadowed leaf of the tree corresponds to the point $p = (3, 12)$. Concatenating the labels in the path down to p yield the bit-string ‘01011010’ which encodes the first (resp. second) coordinate of p in the bits at odd (resp. even) positions ($3 = 0011$, $12 = 1100$). (c) The k^2 -tree represents R using only bitvector $B = T : L$, where T represents the internal nodes in levelwise order (empty and nonempty children) and L stores the bits of the bottom level (actual cell values). The node containing the darker cell is the 15th, so its identifier is 15.

lying inside a given rectangular area. With the k^2 -tree representation, all the *occ* points that lie within an area of size $p \times q$ are found in time $O(p + q + (occ + 1) \log \ell)$ [14, Sec. 10.2]. In d dimensions, with a query cube of side q , this becomes $O(dq^{d-1} + (occ + 1)d \log \ell)$. Determining if a specific point exists takes time $O(d \log \ell)$.

Fig. 1 shows an example grid and its deployment as a quadtree. By quadtree we refer to our representation from now on.

3 MULTI-WAY JOINS USING QDAGS

We assume for simplicity that the domain of all the attributes consists of all binary strings of length $\log \ell$, representing integers in the interval $[0, \ell - 1]$, and that ℓ is always a power of 2.

A relation $R(\mathcal{A})$ with attributes $\mathcal{A} = \{A_1, \dots, A_d\}$ can be naturally represented as a quadtree: simply interpret each tuple in $R(\mathcal{A})$ as a data point over a d -dimensional grid with ℓ^d cells, and store those points in a d -dimensional quadtree. Thus, using quadtrees one can represent the relations in a database using compact space. The convenience of this representation to handle restricted join queries with naive algorithms has been demonstrated practically on RDF stores [2]. In order to obtain a general algorithm with provable performance, we introduce qdags, an enhanced version of quadtrees, together with a new algorithm to efficiently evaluate join queries over the compressed representations of the relations.

In this section we start with a pedagogical example to introduce the basic idea of the new join algorithm and argue for the need of qdags. We then formally define qdags and explore their relation with quadtrees. Finally, we provide a complete description of the join algorithm and analyze its running time.

3.1 The triangle query: quadtrees vs qdags

Let $R(A, B), S(B, C), T(A, C)$ be relations over the attributes $\{A, B, C\}$, and consider the triangle query $R(A, B) \bowtie S(B, C) \bowtie T(A, C)$. The basic idea of the algorithm is as follows: we first compute a quadtree Q_R^* that represents the cross product $R(A, B) \times \text{All}(C)$, where $\text{All}(C)$ is a relation with an attribute C storing all elements in the domain $[0, \ell - 1]$. Likewise, we compute Q_S^* representing $S(B, C) \times \text{All}(A)$, and Q_T^* representing $T(A, C) \times \text{All}(B)$. Note that these quadtrees represent points in the three-dimensional grid with a cell for every possible value in $\mathcal{D}(A) \times \mathcal{D}(B) \times \mathcal{D}(C)$, where we assume that the domains $\mathcal{D}(\cdot)$ of the attributes are all $[0, \ell - 1]$. Finally, we traverse the three quadtrees in synchronization building a new quadtree that represents the intersection of Q_R^*, Q_S^* and Q_T^* . This quadtree represents the desired output because

$$R(A, B) \bowtie S(B, C) \bowtie T(A, C) = (R(A, B) \times \text{All}(C)) \cap (S(B, C) \times \text{All}(A)) \cap (T(A, C) \times \text{All}(B)).$$

Though this algorithm is correct, it can perform poorly in terms of space and running time. The size of Q_R^* , for instance, can be considerably bigger than that of R , and even than the size of the output of the query. If, for example, the three relations have n elements each, the size of the output is bounded by $n^{3/2}$ [3], while building Q_R^* costs $\Omega(n\ell)$ time and space. This inefficiency stems from the fact that quadtrees are not smart to represent relations of the form $R^*(\mathcal{A}) = R(\mathcal{A}') \times \text{All}(\mathcal{A} \setminus \mathcal{A}')$, where $\mathcal{A}' \subset \mathcal{A}$, with respect to the size of a quadtree representing $R(\mathcal{A}')$. Due to its tree nature, a quadtree does not benefit from the regularities that appear in the grid representing $R^*(\mathcal{A})$. To remedy this shortcoming, we introduce qdags, quadtree-based data structures that represent sets

of the form $R(\mathcal{A}') \times \text{All}(\mathcal{A} \setminus \mathcal{A}')$ by adding only *constant* additional space to the quadtree representing $R(\mathcal{A}')$, for any $\mathcal{A}' \subseteq \mathcal{A}$.

A qdag is an *implicit* representation of a d -dimensional quadtree Q^d (that has certain regularities) using only a reference to a d' -dimensional quadtree $Q^{d'}$, with $d' \leq d$, and an auxiliary *mapping function*. The mapping allows us to simulate navigation over the nodes in Q^d by navigating $Q^{d'}$ in an order defined by the mapping. Qdags can represent relations of the form $R(\mathcal{A}') \times \text{All}(\mathcal{A} \setminus \mathcal{A}')$ using only a reference to a quadtree representing $R(\mathcal{A}')$, and a constant-space mapping function.

To illustrate how a qdag works, consider a relation $S(B, C)$, and let Q_S^* be a quadtree representing $S^*(A, B, C) = \text{All}(A) \times S(B, C)$. Since Q_S^* stores points in the ℓ^3 cube, each node in Q_S^* has 8 children. As $\text{All}(A)$ contains all ℓ elements, for each original point (b, c) in S , S^* contains ℓ points corresponding to elements $(0, b, c), \dots, (\ell - 1, b, c)$. We can think of this as *extending* each point in S to a box of dimension $\ell \times 1 \times 1$. With respect to Q_S^* , this implies that, among the 8 children of a node, the last 4 children will always be identical to the first 4, and their values will in turn be identical to those of the corresponding nodes in the quadtree Q_S representing S . In other words, each of the four subgrids $1a_1a_2$ is identical to the subgrid $0a_1a_2$, and these in turn are identical to the subgrid a_1a_2 in S (see Fig. 2 for an example). Thus, we can implicitly represent Q_S^* by the pair $(Q_S, M = [0, 1, 2, 3, 0, 1, 2, 3])$: the root of Q_S^* is the root of Q_S , and the i -child of the root of Q_S^* is represented by the pair (C, M) , where C is the $M[i]$ -th child of the root of Q_S .

3.2 Qdags for relational data

We now formalize the qdags and describe the join algorithms.

Definition 3.1 (qdag). Let $Q_{d'}$ be a quadtree representing a relation with d' attributes. A qdag Q_d , for $d \geq d'$, is a pair $(Q_{d'}, M)$, with $M : [0, 2^d - 1] \rightarrow [0, 2^{d'} - 1]$. This qdag represents a quadtree Q , which is called the *completion* of Q_d , as follows:

- (1) If $Q_{d'}$ represents a single cell, then Q also represents a single cell, with the same value (0 or 1).
- (2) If $Q_{d'}$ represents a d' -dimensional grid empty of points, then Q represents a d -dimensional grid empty of points.
- (3) Otherwise, the roots of both $Q_{d'}$ and Q are internal nodes, and for all $0 \leq i < 2^d$, the i -th child of Q is the quadtree represented by the qdag $(C(Q_{d'}, M[i]), M)$, where $C(Q_{d'}, j)$ denotes the j -th child of the root node of quadtree $Q_{d'}$.

We say that a qdag represents the same relation R represented by its completion. Note that, for any d -dimensional quadtree Q , one can generate a qdag whose completion is Q simply as the pair (Q, M) , where M is the *identity mapping* $M[i] = i$, for all $0 \leq i < 2^d$. We can then describe all our operations over qdags.

In terms of representation, the references to quadtree nodes consist of the identifier of the quadtree and the index of the node in level-wise order. This suffices to access the node in constant time from its k^2 -tree representation. For a qdag $Q' = (Q, M)$, we denote by $|Q'|$ the number of internal nodes in the base quadtree Q , and by $||Q'||$ the number of internal nodes in the completion of Q' .

Algorithms 1 and 2, based on Def. 3.1, will be useful for the navigation of qdags. Operation VALUE yields a 0 iff the subgrid represented by the qdag is empty (thus the qdag is a leaf); a 1 if

Algorithm 1 VALUE

Require: qdag (Q, M) with grid side ℓ .

Ensure: The integer 1 if there are points in the grid represented by Q , and 0 if not.

- 1: **if** $\ell = 1$ **then return** the integer Q
 - 2: **if** Q is a leaf **then return** 0
 - 3: **return** $\frac{1}{2}$
-

Algorithm 2 CHILDAT

Require: qdag (Q, M) on a grid of dimension d and side ℓ , and a child number $0 \leq i < 2^d$. Assumes Q is not a leaf or an integer.

Ensure: A qdag (Q', M) corresponding to the i -th child of (Q, M) .

- 1: **return** $(C(Q, M[i]), M)$
-

the qdag is a full single cell, and $\frac{1}{2}$ if it is an internal node. Operation CHILDAT lets us descend by a given child from internal nodes representing nonempty grids. The operations “integer Q ”, “ Q is a leaf”, and “ $C(Q, j)$ ” are implemented in constant time on the k^2 -tree representation of Q .

Operation EXTEND. This operation yields a qdag that adds new attributes to a given quadtree (and more generally, a given qdag).

Definition 3.2. Let $\mathcal{A}' \subseteq \mathcal{A}$ be sets of attributes, let $R(\mathcal{A}')$ be a relation over \mathcal{A}' , and let $Q_R = (Q, M)$ be a qdag that represents $R(\mathcal{A}')$. The operation $\text{EXTEND}(Q_R, \mathcal{A})$ returns a qdag $Q_R^* = (Q, M')$ that represents the relation $R \times \text{All}(\mathcal{A} \setminus \mathcal{A}')$.

To provide intuition on its implementation, let \mathcal{A}' be the set of attributes $\{A, B, D\}$ and let $\mathcal{A} = \{A, B, C, D\}$, and consider $R(\mathcal{A}')$, Q_R and Q_R^* from Definition 3.2. Each node of Q_R has 8 children, while each node of Q_R^* has 16 children. Consider the child at position $i = 12$ of Q_R^* . This node represents the grid with Morton code $m_4 = \mathbf{1100}$ (i.e., 12 in binary), and contains the tuples whose coordinates in binary start with **1** in attributes A, B and with **0** in attributes C, D . That children has elements if and only if the child with Morton code $m_3 = \mathbf{110}$ of Q_R (i.e., its child at position $j = 6$) has elements, which is in turn the $M[6]$ -th child of Q . Note that m_3 results from projecting m_4 to the positions 0,1,3 in which the attributes A, B, D appear in $\{A, B, C, D\}$. Since the Morton code $\mathbf{1110}$ (i.e., 14 in binary) also projects to m_3 , it holds that $M'[12] = M'[14] = M[6]$. We provide an implementation of the EXTEND operation for the general case in Algorithm 3, whose correctness should be immediate. The following lemma states the time and space complexity of our implementation of EXTEND, which are also immediate. For simplicity, we count the space in terms of computer words used to store references to k^2 -trees and values of the mapping function M .

LEMMA 3.3. *Let $|\mathcal{A}| = d$ in Def. 3.2. Then, Algorithm 3 computes $\text{EXTEND}(Q_R, \mathcal{A})$ in time $O(2^d)$; its output takes $O(2^d)$ words of space.*

PROOF. The computations of m_d and i' are immaterial (they just interpret a bitvector as a number or vice versa). The computation of m'_d is done with a constant table (that depends only on the database dimension d) of size $O(2^{3d})$.¹ The argument \mathcal{A} is given as

¹They can be reduced to two tables of size $O(2^{2d})$, but we omit the details for simplicity.

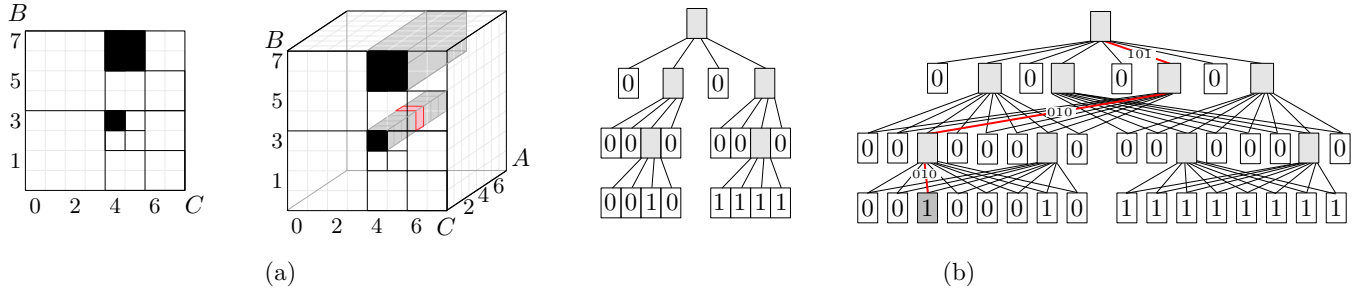


Figure 2: An illustration of a qdag $All(A) \times S(B, C)$, with $S(B, C) = \{(3, 4), (6, 4), (6, 5), (7, 4), (7, 5)\}$. a) A geometrical representation of $S(B, C)$ (left), and $All(A) \times S(B, C)$ (right). b) A quadtree Q_S for $S(B, C)$ (left), and the directed acyclic graph induced by the qdag ($Q_S, M = [0, 1, 2, 3, 0, 1, 2, 3]$), which represents $All(A) \times S(B, C)$. The red cell in (a) corresponds to the point $p = (4, 3, 4)$. The leaf representing p in the qdag can be reached following the path highlighted in (b). Note the relation between the binary representation (100,010,100) of p , and the Morton codes 101, 010, 010 of the nodes in the path from the root to the leaf for p .

Algorithm 3 EXTEND

Require: A qdag (Q, M') representing a relation $R(\mathcal{A}')$, and a set \mathcal{A} such that $\mathcal{A}' \subseteq \mathcal{A}$.

Ensure: A qdag (Q, M) whose completion represents the relation $R(\mathcal{A}') \times All(\mathcal{A} \setminus \mathcal{A}')$.

- 1: create array $M[0, 2^d - 1]$
 - 2: $d \leftarrow |\mathcal{A}|, d' \leftarrow |\mathcal{A}'|$
 - 3: **for** $i \leftarrow 0, \dots, 2^d - 1$ **do**
 - 4: $m_d \leftarrow$ the d -bits binary representation of i
 - 5: $m_{d'} \leftarrow$ the projection of m_d to the positions in which the attributes of \mathcal{A}' appear in \mathcal{A}
 - 6: $i' \leftarrow$ the value in $[0, 2^{d'} - 1]$ corresponding to $m_{d'}$
 - 7: $M[i] \leftarrow M'[i']$
 - 8: **return** (Q, M)
-

Algorithm 4 MULTIJOIN

Require: Relations R_1, \dots, R_n , stored as qdags Q_1, \dots, Q_n ; each relation R_i is over attributes \mathcal{A}_i and $\mathcal{A} = \bigcup \mathcal{A}_i$.

- 1: **for** $i \leftarrow 1, \dots, n$ **do**
 - 2: $Q_i^* \leftarrow EXTEND(R_i, \mathcal{A})$
 - 3: **return** $AND(Q_1^*, \dots, Q_n^*)$
-

a bitvector of size d telling which attributes are in \mathcal{A} , the qdag on \mathcal{A}' stores a bitvector of size d telling which attributes are in \mathcal{A}' , and the table receives both bitvectors and m_d and returns $m_{d'}$. \square

Finally, note that the mechanism used for EXTEND is easily adapted to rename attributes at very low cost.

3.3 Join algorithm

Now that we can efficiently represent relations of the form $R(\mathcal{A}') \times All(\mathcal{A} \setminus \mathcal{A}')$, for $\mathcal{A}' \subseteq \mathcal{A}$, we describe a worst-case optimal implementation of joins over the qdag representations of the relations. The idea for the general algorithm is similar to what we discussed for the case of the triangle query: we first extend every qdag to all the attributes that appear in the query, so that they all have

Algorithm 5 AND

Require: n qdags Q_1, Q_2, \dots, Q_n representing relations $R_1(\mathcal{A}), R_2(\mathcal{A}), \dots, R_n(\mathcal{A})$.

Ensure: A quadtree representing the relation $\bigcap_{i=1}^n R_i(\mathcal{A})$.

- 1: $m \leftarrow \min\{VALUE(Q_1), \dots, VALUE(Q_n)\}$
 - 2: **if** $\ell = 1$ **then return** the integer m
 - 3: **if** $m = 0$ **then return** a leaf
 - 4: **for** $i \leftarrow 0, \dots, 2^d - 1$ **do**
 - 5: $C_i \leftarrow AND(CHILDAT(Q_1, i), \dots, CHILDAT(Q_n, i))$
 - 6: **if** $\max\{VALUE(C_0), \dots, VALUE(C_{2^d-1})\} = 0$ **then return** a leaf
 - 7: **return** a quadtree with children C_0, \dots, C_{2^d-1}
-

the same dimension and attributes. Then we compute their intersection, building a quadtree representing the output of the query. The implementation of this algorithm is surprisingly simple (see Algorithms 4 and 5), yet worst-case optimal, as we prove later on. Using qdags is key for this result; this algorithm would not be at all optimal if computed over relational instances stored using standard representations such as B+ trees.

We now show how the intersection of several qdags is computed, and then analyze the running time of the join algorithm.

Operation AND. This operation computes the intersection of several relations represented by qdags.

Definition 3.4. Let Q_1, \dots, Q_n be qdags representing relations R_1, \dots, R_n , all over the attribute set \mathcal{A} . Operation $AND(Q_1, \dots, Q_n)$ returns a quadtree Q that represents the relation $R_1 \cap \dots \cap R_n$.

We solve this operation with Algorithm 5, which simulates a synchronized traversal among the completions C_1, \dots, C_n of Q_1, \dots, Q_n , respectively, obtaining the quadtree Q that stores the cells that are present in all the quadtrees C_i . We proceed as follows. If $\ell = 1$, then all C_i are integers with values 0 or 1, and Q is an integer equal to the minimum of the n values. Otherwise, if any Q_i represents an empty subgrid, then Q is also a leaf representing an empty subgrid. Otherwise, every C_i is rooted by a node v_i with 2^d children, and so is Q , where the j -th child of its root v is the result of the AND operation of the j -th children of the nodes v_1, \dots, v_n .

However, we need a final *compaction* step to restore the quadtree invariants, presented in line 6 of Algorithm 5: if $\text{VALUE}(v_i) = 0$ for all the resulting children, then v must become a leaf and the children be discarded. Once the quadtree is computed, we represent it succinctly with a k^2 -tree².

Analysis of the algorithm. We clearly compute the output of $\text{AND}(Q_1, \dots, Q_n)$ in time $O(2^d \cdot (\|Q_1\| + \dots + \|Q_n\|))$. More precisely, the time is bounded by $O(2^d \cdot |Q^+|)$, where Q^+ is the quadtree that represent the intersection of all the relations involved *without the compaction step*. Although the output Q can be much smaller than Q^+ , we can still prove that our time is optimal in the worst case. We start with an easy technical result.

LEMMA 3.5. *Algorithm 5 runs in time $O(M \cdot 2^d n \log \ell)$, where M is the maximum number of nodes in a level of Q^+ .*

PROOF. Let m_j be the number of nodes of depth j in Q^+ , and then $M = \max_{0 \leq j < \log \ell} m_j$. The number of steps performed by Algorithm 5 is bounded by $n \cdot (\sum_{0 \leq j < \log \ell} m_j \cdot 2^d) \leq n \cdot M \cdot \log \ell \cdot 2^d$. In each depth we continue traversing all qdags Q_1, \dots, Q_n as long as they are all nonempty, and we generate the corresponding nodes in Q^+ (even if at the end some nodes will disappear in Q). \square

All we need to prove (data) optimality is to show that $|Q^+|$ is, in the worst case, bounded by the size of the real output of the query. Recall that, for a join query J on a database D , we use $2^{\rho^*(J,D)}$ to denote the AGM bound [3] of the query J over D , that is, the maximum size of the output of J over any relational database having the same number of tuples as D in each relation.

THEOREM 3.6. *Let $J = R_1 \bowtie \dots \bowtie R_n$ be a full join query, and D a database over schema $\{R_1, \dots, R_n\}$, with d attributes in total and where the domains of the relations are in $[0, \ell - 1]$. Then Algorithm 4 works in time $O(2^{\rho^*(J,D)} \cdot 2^d n \log \ell)$.*

PROOF. Let the relations R_1, \dots, R_n in D be stored as qdags Q_1, \dots, Q_n , each relation R_i be over attributes \mathcal{A}_i , and $\mathcal{A} = \bigcup \mathcal{A}_i$ with $d = |\mathcal{A}|$. Let $Q_i^* = \text{EXTEND}(Q_i, \mathcal{A})$, $Q = \text{AND}(Q_1^*, \dots, Q_n^*)$, and Q^+ be Q without the compaction step. The cost to carry out the EXTEND operations is only $O(2^d n)$, according to Lemma 3.3, so the main cost owes to the AND operation.

If the maximum M of Lemma 3.5 is reached at the lowest level of the decomposition, where we store integers 0 or 1, then we are done: each 1 at a leaf of Q^+ exists in Q as well because that single tuple is present in all the relations R_1, \dots, R_n . Therefore, M is bounded by the AGM bound of J and the time of the AND operation is bounded by $O(2^{\rho^*(J,D)} \cdot 2^d n \log \ell)$.

Assume instead that M is the number of internal nodes at depth $0 < j < \log \ell$ of Q^+ (if M is reached at depth 0 then $M = 1$). Intuitively, we will take the relations at the granularity of level j , and show that there exists a database D' where such a $(2^j)^d$ relation arises in the last level and thus the answer has those M tuples.

We then construct the following database D' with relations R'_i : For a binary string c , let $\text{pre}(c, j)$ denote the j first bits of c . Then, for each relation R_i and each tuple (c_1, \dots, c_{d_i}) in R_i , where $d_i = |\mathcal{A}_i|$, let R'_i contain the tuples $(0^{\log \ell - j} \text{pre}(c_1, j), 0^{\log \ell - j} \text{pre}(c_2, j) \dots$

$0^{\log \ell - j} \text{pre}(c_{d_i}, j))$, corresponding to taking the first j bits of each coordinate and prepending them with a string of $\log \ell - j$ 0s. While this operation may send two tuples in a relation in D to a single tuple in D' , we still have that each relation R'_i in D' contains at most as many tuples as relation R_i in D . Moreover, if we again store every R'_i as a qdag and process their join as in Algorithm 4, then by construction we have in this case that the leaves of the tree resulting of the AND operation contain exactly M nodes with 1, and that this is the maximum number of nodes in a level of this tree. Since the leaves represent tuples in the answer, we have that $M \leq 2^{\rho^*(J,D')} \leq 2^{\rho^*(J,D)}$, which finishes the proof. \square

4 OTHER OPERATIONS

We have shown how to compute joins efficiently using qdags over the compact representation of the relations. In this section we extend our results to other relational algebra operations and their composition, still obtaining worst-case optimal algorithms in the following sense, which extends the idea of the AGM bound.

Definition 4.1. *If a worst-case optimal algorithm to compute the output of a formula F takes time T over relations R_1, \dots, R_n of sizes s_1, \dots, s_n , respectively, of a database D , then there exists a database D' with relations R'_1, \dots, R'_n of sizes $O(s_1), \dots, O(s_n)$, respectively, where the output of F over R'_1, \dots, R'_n is of size $\Omega(T)$.*

At this point, it should be clear that we can design worst-case optimal algorithms for set operations: we already obtained it for *intersection* (which corresponds to operation AND over the qdags), and will show that *union* (operation OR) and *complement* (operation NOT) can be solved optimally as well. This definition of worst-case optimality on operations like *selection* and *projection* is not so attractive, however, because these are easily solved in time essentially proportional to the size of the output (i.e., instance-optimally) with the use of indexes like B+ trees. What is most intriguing, however, is whether we can obtain worst-case optimality on combined relational formulas. By combining even simple set operations one can obtain powerful operations like difference between relations, anti-joins, and other complex queries that arise commonly in practice.

In this section we introduce a worst-case optimal algorithm to evaluate formulas expressed as combinations of join, union, and complement operations (which we refer to as JUC-queries; note that intersection is a particular case of join). The key ingredient of this algorithm is to deal with these operations in a *lazy* form in which, by allowing unknown intermediate results, we can evaluate all the components of the formula simultaneously.

We start by introducing lazy qdags (or, shortly, lqdags), an alternative to qdags that can simulate the navigation over the quadtree representing the output of a formula without the need to entirely evaluate the formula. We then give a worst-case optimal algorithm to compute the *completion* of an lqdag, that is, the quadtree of the grid represented by the lqdag.

4.1 Lqdags for relational formulas

To support worst-case optimal evaluation of relational formulas we introduce two new ideas: we add “full leaves” to the quadtree representation to denote subgrids full of 1s, and we introduce lqdags to represent the result of a formula as an *implicit* quadtree that can be navigated without fully evaluating the formula.

²We can actually build it directly in succinct space, at the expense of a logarithmic blowup in the time of the operations [4].

Algorithm 6 VALUE on extended qdags**Require:** qdag (Q, M) with grid side ℓ .**Ensure:** The integer 0 or 1 if the grid represented by Q is totally empty or full, respectively, otherwise $\frac{1}{2}$.

- 1: **if** Q is a leaf **then return** the integer 0 or 1 associated with Q
- 2: **return** $\frac{1}{2}$

While quadtree leaves representing a single cell store the cell value, 0 or 1, quadtree leaves at higher levels always represent subgrids full of 0s. We now generalize the representation, so that quadtree leaves at any level store an integer, 0 or 1, which is the value of all the cells in the subgrid represented by the leaf. The generalization impacts on the way to compute VALUE, depicted in Algorithm 6. We will not use qdags in this section, however; the lqdags build directly on quadtrees. In terms of the compact k^2 -tree representation, this generalization is implemented by resorting to an impossible quadtree configuration: an internal node with all zero children [6]. Note that replacing a full subgrid with this configuration can only decrease the size of the k^2 -tree representation.

The second novelty is the introduction of lazy qdags (lqdags) to implicitly represent the quadtree of the output of a formula.

Definition 4.2 (lqdag). An lqdag L is a pair (f, o) , where f is a functor and o is a list of operands. The completion of L is the quadtree $Q_R = Q_R(\mathcal{A})$ representing relation $R(\mathcal{A})$ if L is as follows:

- (1) (QTREE, Q_R), where the lqdag just represents Q_R ;
- (2) (NOT, $Q_{\bar{R}}$), where $Q_{\bar{R}}$ is the quadtree representing the complement of Q_R ;
- (3) (AND, L_1, L_2), where L_1 and L_2 are lqdags and Q_R represents the intersection of their completions;
- (4) (OR, L_1, L_2), where L_1 and L_2 are lqdags and Q_R represents the union of their completions;
- (5) (EXTEND, L_1, \mathcal{A}), where lqdag L_1 represents $R'(\mathcal{A}')$, $\mathcal{A}' \subseteq \mathcal{A}$, and Q_R represents $R(\mathcal{A}) = R'(\mathcal{A}') \times \text{All}(\mathcal{A} \setminus \mathcal{A}')$.

To illustrate this definition, consider the triangle query $R(A, B) \bowtie S(B, C) \bowtie T(A, C)$, with $\mathcal{A} = \{A, B, C\}$ and the relations represented by quadtrees Q_R, Q_S , and Q_T . This query can then be represented as the lqdag

$$(\text{AND}, (\text{AND}, (\text{EXTEND}, (\text{QTREE}, Q_R), \mathcal{A}), (\text{EXTEND}, (\text{QTREE}, Q_S), \mathcal{A})), (\text{EXTEND}, (\text{QTREE}, Q_T), \mathcal{A})).$$

It is apparent that one can define other operations, like JOIN and DIFF, by combining the operations defined above:

$$\begin{aligned} (\text{JOIN}, L_1(\mathcal{A}_1), L_2(\mathcal{A}_2)) &= (\text{AND}, (\text{EXTEND}, L_1, \mathcal{A}_1 \cup \mathcal{A}_2), (\text{EXTEND}, L_2, \mathcal{A}_1 \cup \mathcal{A}_2)) \\ (\text{DIFF}, L_1, L_2) &= (\text{AND}, L_1, (\text{NOT}, L_2)) \end{aligned}$$

Note that in the definition of the lqdag for NOT, the operand is a quadtree instead of an lqdag, and then, for example, L_2 should be a quadtree in the definition of DIFF, in principle. We can easily get around this restriction, however. For instance, a NOT over an lqdag (AND, Q_1, Q_2) is equivalent to $(\text{OR}, (\text{NOT}, Q_1), (\text{NOT}, Q_2))$, and analogously with the other functors. By performing such replacements recursively in the formula, NOT functors are pushed down until the operand is a quadtree or the NOT is cancelled with another NOT. The

Algorithm 7 VALUE function for NOT**Require:** Quadtree Q .**Ensure:** The value of the root of (NOT, Q) .

- 1: **return** $1 - \text{VALUE}(Q)$

Algorithm 8 CHILDAT function for NOT**Require:** Quadtree Q in dimension d , integer $0 \leq i < 2^d$.**Ensure:** An lqdag for the i -th child of (NOT, Q) .

- 1: **return** $(\text{NOT}, \text{CHILDAT}(Q, i))$

Algorithm 9 VALUE function for AND**Require:** Lqdags L_1 and L_2 .**Ensure:** The value of the root of (AND, L_1, L_2) .

- 1: **if** $\text{VALUE}(L_1) = 0$ **or** $\text{VALUE}(L_2) = 0$ **then return** 0
- 2: **if** $\text{VALUE}(L_1) = 1$ **then return** $\text{VALUE}(L_2)$
- 3: **if** $\text{VALUE}(L_2) = 1$ **then return** $\text{VALUE}(L_1)$
- 4: **return** \diamond

Algorithm 10 CHILDAT function for AND**Require:** Lqdags L_1 and L_2 in dimension d , integer $0 \leq i < 2^d$.**Ensure:** An lqdag for the i -th child of (AND, L_1, L_2) .

- 1: **if** $\text{VALUE}(L_1) = 1$ **then return** $\text{CHILDAT}(L_2, i)$
- 2: **if** $\text{VALUE}(L_2) = 1$ **then return** $\text{CHILDAT}(L_1, i)$
- 3: **return** $(\text{AND}, \text{CHILDAT}(L_1, i), \text{CHILDAT}(L_2, i))$

restriction, however, does limit the types of formulas for which we achieve worst-case optimality, as shown later.

To understand why we called lqdags lazy, consider for instance the operation $Q_1 \text{ AND } Q_2$ over two quadtrees Q_1, Q_2 . If any of the values at the roots of Q_1 or Q_2 is 0, then the result of the operation is for sure a leaf with value 0. If any of the values is 1, then the result of the operation is the other. However, if both values are $\frac{1}{2}$, one cannot be sure of the value of the root until the AND between the children of Q_1 and Q_2 has been evaluated. Solving this dependency eagerly would go against worst-case optimality: it forces us to fully evaluate parts of the formula without considering it as a whole. To avoid this, we allow the VALUE of a node represented by an lqdag to be, apart from 0, 1, and $\frac{1}{2}$, the special value \diamond . This indicates that one cannot determine the value of the node without computing the values of its children.

As we did for qdags, in order to simulate the navigation over the completion Q of an lqdag L we need to describe how to obtain the value of the root of Q , and how to obtain an lqdag whose completion is the i -th child of Q , for any given i . We implement those operations in Algorithms 7–14, all constant-time. Note that CHILDAT can only be invoked when VALUE = $\frac{1}{2}$ or \diamond . The base case is $\text{VALUE}(\text{QTREE}, Q) = \text{VALUE}(Q)$ and $\text{CHILDAT}((\text{QTREE}, Q), i) = \text{CHILDAT}(Q, i)$, where we enter the quadtree and resort to the constant-time algorithms based on the k^2 -tree representation of Q .

Note that the recursive calls of Algorithms 7–14 traverse the nodes of the relational formula (fnodes, for short), and terminate

Algorithm 11 VALUE function for OR**Require:** Lqdag s L_1 and L_2 .**Ensure:** The value of the root of (OR, L_1, L_2) .

- 1: **if** VALUE(L_1) = 1 **or** VALUE(L_2) = 1 **then return** 1
- 2: **if** VALUE(L_1) = 0 **then return** VALUE(L_2)
- 3: **if** VALUE(L_2) = 0 **then return** VALUE(L_1)
- 4: **return** \diamond

Algorithm 12 CHILDAT function for OR**Require:** Lqdag s L_1 and L_2 in dimension d , integer $0 \leq i < 2^d$.**Ensure:** An lqdag for the i -th child of (OR, L_1, L_2) .

- 1: **if** VALUE(L_1) = 0 **then return** CHILDAT(L_2, i)
- 2: **if** VALUE(L_2) = 0 **then return** CHILDAT(L_1, i)
- 3: **return** $(OR, CHILDAT(L_1, i), CHILDAT(L_2, i))$

Algorithm 13 VALUE function for EXTEND**Require:** Lqdag $L_1(\mathcal{A}')$, set $\mathcal{A} \supseteq \mathcal{A}'$.**Ensure:** The value of the root of $(EXTEND, L_1, \mathcal{A})$.**return** VALUE(L_1)**Algorithm 14** CHILDAT function for EXTEND**Require:** Lqdag $L_1(\mathcal{A}')$, set $\mathcal{A} \supseteq \mathcal{A}'$, integer $0 \leq i < 2^{|\mathcal{A}|}$.**Ensure:** An lqdag for the i -th child of $(EXTEND, L_1, \mathcal{A})$.

- 1: $d \leftarrow |\mathcal{A}|$, $d' \leftarrow |\mathcal{A}'|$
- 2: $m_d \leftarrow$ the d -bits binary representation of i
- 3: $m_{d'} \leftarrow$ the projection of m_d to the positions in which the attributes of \mathcal{A}' appear in \mathcal{A}
- 4: $i' \leftarrow$ the value in $[0, 2^{d'} - 1]$ corresponding to $m_{d'}$
- 5: **return** $(EXTEND, CHILDAT(L_1, i'), \mathcal{A})$

immediately upon reaching an fnode of the form $(QTREE, Q)$. Therefore, their time complexity depends only on the size of the formula represented by the lqdag. We show next how, using these implementations of VALUE and CHILDAT, one can efficiently evaluate a relational formula using lqdags.

To see how lqdags are evaluated, let us consider the query $F = R(A.B) \bowtie S(B, C) \bowtie \bar{T}(A, C)$. This corresponds to an lqdag Q_F :

$$(AND, (AND, (EXTEND, (QTREE, Q_R), \mathcal{A}), (EXTEND, (QTREE, Q_S), \mathcal{A})), (EXTEND, (NOT, Q_T), \mathcal{A})).$$

Assuming some of the trees involved have internal nodes, the super-completion Q_F^+ first produces 8 children. Suppose the grid of T is full of 1s in the first quadrant (00). Then the first child (00) of Q_T has value 1, which becomes value 0 in (NOT, Q_T) . This implies that $(EXTEND, (NOT, Q_T))$ also yields value 0 in octants 000 and 010. Thus, when function CHILDAT is called on child 000 of Q_F , our 0 is immediately propagated and CHILDAT returns 0, meaning that there are no answers for F on this octant, without ever consulting the quadtrees Q_R and Q_S (see Figure 3 for an illustration). On the other hand, if the value of the child 11 of T is 0, then $(EXTEND, (NOT, Q_T))$

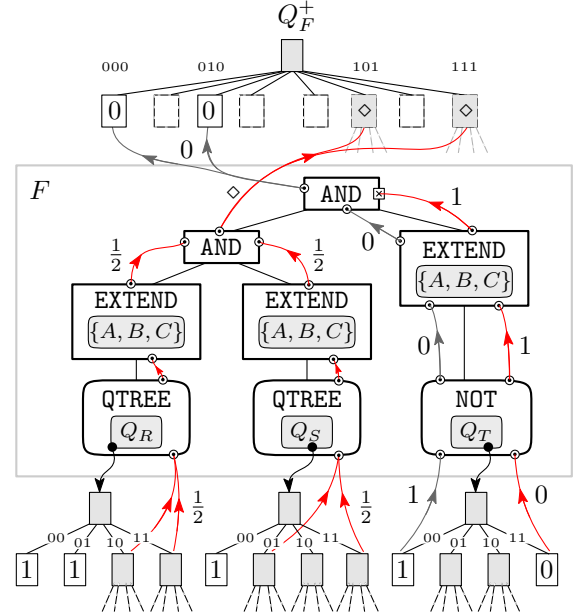


Figure 3: An illustration of the syntax tree of an lqdag for the formula $(R(A, B) \bowtie S(B, C)) \bowtie \bar{T}(A, C)$. The quadtrees Q_R, Q_S, Q_T represent the relations R, S, T , respectively. We show the top values of Q_F^+ on top and of Q_T on the bottom. The gray upward arrows show how the value 1 in the quadrant 00 of Q_T becomes 0s in octants 000 and 010 of Q_F^+ without accessing Q_R or Q_S . The red upward arrows show how the value 0 in the quadrant 11 of Q_T makes the quadrants 101 and 111 of Q_F^+ depend only on the left child of the formula (and, assuming their value is $\frac{1}{2}$, becomes a \diamond in Q_F^+).

will return value 1 in octants 101 and 111. This means that the result on this octants corresponds to the result of joining R and S ; indeed CHILDAT towards 101 in Q_F returns

$$(AND, CHILDAT((EXTEND, (QTREE, Q_R), \mathcal{A}), 101), CHILDAT((EXTEND, (QTREE, Q_S), \mathcal{A}), 101)).$$

Now, assuming that both $CHILDAT((EXTEND, (QTREE, Q_R), \mathcal{A}), 101)$ and $CHILDAT((EXTEND, (QTREE, Q_S), \mathcal{A}), 101)$ are trees with internal nodes, the resulting AND can be either an internal node or a leaf with value 0 (if the intersection is empty), though not a leaf with value 1. Thus, for now, the VALUE of this node is unknown, a \diamond . See Fig. 3 for an illustration.

4.2 Evaluating JUC queries

To evaluate a formula F represented as an lqdag L_F , we compute the completion Q_F of L_F , that is, the quadtree Q_F representing the output of F .

To implement this we introduce the idea of *super-completion* of an lqdag. The super-completion Q_F^+ of L_F is the quadtree induced by navigating L_F , and interpreting the values \diamond as $\frac{1}{2}$ (see Algorithm 15). Note that, by interpreting values \diamond as $\frac{1}{2}$, we are

Algorithm 15 SCOMPLETION

Require: An lqdag L_F whose completion represents a formula F over relations with d attributes.

Ensure: The super-completion Q_F^+ of L_F .

- 1: **if** VALUE(L_F) $\in \{0, 1\}$ **then return** a leaf with value VALUE(L_F)
- 2: **return** an internal node with children
 $(\text{SCOMPLETION}(\text{CHILDAT}(L_F, 0)), \dots,$
 $\text{SCOMPLETION}(\text{CHILDAT}(L_F, 2^d - 1)))$

disregarding the possibility of compacting resulting subgrids full of 0s or 1s into single leaves with values 0 or 1 in Q_F . Therefore, Q_F^+ is an *uncompacted* quadtree (just as Q^+ in Section 3.3) that nevertheless represents the same points of Q_F . Thus, Q_F^+ shares with Q_F the key property that all its nodes with value 1, including the last-level leaves representing individual cells, correspond to actual tuples in the output of F .

Note that the running time of Algorithm 15 is $O(|Q_F^+|)$. One can then compact Q_F^+ to obtain Q_F , in time $O(|Q_F^+|)$ as well, with a simple bottom-up traversal. Thus, bounding $|Q_F^+|$ yields a bound for the running time of evaluating F . While $|Q_F^+|$ can be considerably larger than the actual size $|Q_F|$ of the output, we show that $|Q_F^+|$ is bounded by the worst-case output size of formula F for a database with relations of approximately the same size. To prove this, the introduction of values \diamond play a key role.³

The power of the \diamond values. Consider again Algorithm 15. The lowest places in L_F where \diamond values are introduced are the VALUE of AND and OR lqdags where both operands have VALUE = $\frac{1}{2}$. We must then set the VALUE to \diamond instead of $\frac{1}{2}$ because, depending on the evaluation of the children of the operands, the VALUE can turn out to be actually 0 for AND or 1 for OR. Once produced, a value \diamond is inherited by the ancestors in the formula unless the other value is 0 (for AND) or 1 (for OR).

Imagine that a formula F involves n relations R_1, \dots, R_n represented as quadtrees in dimension d , including no negations. Suppose that we *trim* the quadtrees of R_1, \dots, R_n by removing all the levels at depth higher than some j (thus making the j -th level the last one) and assuming that the internal nodes at level j become leaves with value 1. We do not attempt to compact the resulting quadtrees, so their nodes at levels up to $j-1$ stay identical and with the same VALUE. If we now compute Q_F^+ over those (possibly uncompacted) quadtrees, the computation will be identical up to level $j-1$, and in level j every internal node in the original Q_F^+ , which had value $\frac{1}{2}$, will now operate over all 1s, and thus will evaluate to 1 because AND and OR are monotonic.

Thus, these nodes belong to the output of F over the relations R'_1, \dots, R'_n induced by the trimmed quadtrees (on smaller domains of size $\ell' = 2^j$), with sizes $|R'_1| \leq |R_1|, \dots, |R'_n| \leq |R_n|$. This would imply, just as in the proof of Theorem 3.6, a bound on the

³In an implementation, we could simply use $\frac{1}{2}$ instead of \diamond , without indicating that we are not yet sure that the value is $\frac{1}{2}$: we build Q_F^+ assuming it is, and only make sure later, when we compact it into Q_F .

maximum number of nodes in a level of Q_F^+ , thus proving the worst-case optimality of the size of Q_F^+ (up to $\log \ell$ factors), and thus the worst-case optimality of Algorithm 15.

However, this reasoning fails when one trims at the j -th level a quadtree Q that appears in an lqdag $L = (\text{NOT}, Q)$, because the value 1 of the nodes at the j -th level of Q after the trimming change to 0 in L . So, to prove that our algorithm is worst-case optimal we cannot rely only on relations obtained by trimming those that appear in the formula. We need to generate new quadtrees for those relations under a NOT operation that preserve the values of the completion of NOT after the trimming. Next we formalize how to do this.

Analysis of the algorithm. Let L_F be an lqdag for a formula F . Let the *syntax tree* of F be the directed tree formed by the nodes in F , with an edge from node L to node L' if L' is an operand of L . The leaves of this tree are always *atomic expressions*, that is, the fnodes, with functors QTREE and NOT, that operate on one quadtree (see Fig. 3 again). We say that two atomic expressions L_1 and L_2 are equal if both their functors and operands are equal. For example, in the formula

$$F = (\text{OR}, (\text{AND}, (\text{QTREE}, Q_R), (\text{QTREE}, Q_S)), \\ (\text{AND}, (\text{QTREE}, Q_R), (\text{QTREE}, Q_T)))$$

there are three different atomic expressions, (QTREE, Q_R) , (QTREE, Q_S) , and (QTREE, Q_T) , while in $F' = (\text{AND}, (\text{QTREE}, Q_R), (\text{NOT}, Q_R))$ there are two atomic expressions. Notice that in formulas like F' , where a relation appears both negated and not negated, the two occurrences are seen as different atomic expressions. We return later to the consequences of this definition.

LEMMA 4.3. *Let F be a relational formula represented by an lqdag L_F in dimension d , and let Q_F^+ be the super-completion of F . Let Q_1, \dots, Q_n be the quadtree operands of the different atomic expressions of F , and let $R_1(\mathcal{A}_1), \dots, R_n(\mathcal{A}_n)$ be the (not necessarily different) relations represented by these quadtrees, respectively. Let M be the maximum number of nodes in a level of Q_F^+ . Then, there is a database with relations $R'_1(\mathcal{A}_1), \dots, R'_n(\mathcal{A}_n)$ of respective sizes $O(2^d |Q_1|), \dots, O(2^d |Q_n|)$, such that the output of F evaluated over $R'_1(\mathcal{A}_1), \dots, R'_n(\mathcal{A}_n)$ has size $\Omega(M/2^d)$.*

PROOF. Let m_l be the number of nodes in level l of Q_F^+ and j be a level where $M = m_j$ is maximum. We assume that $j > 1$, otherwise $M = O(1)$ and the result is trivial. We first bound the number of nodes with value $\frac{1}{2}$ at the $(j-1)$ -th level. By hypothesis, $m_j \geq m_{j-1}$, and since a node in Q_F^+ is present at level j only if its parent at level $j-1$ has value $\frac{1}{2}$, in the $(j-1)$ -th level there are at least $m_j/2^d$ nodes with value $\frac{1}{2}$.

Now, let A_1, \dots, A_n be the atomic expressions of F , and let Q'_1, \dots, Q'_n be the quadtrees that result from trimming the levels at depths higher than $j-1$ from Q_1, \dots, Q_n , respectively. Consider the completion A_i^* of A_i evaluated over Q_i , and the completion $A_i^{*'} of A_i evaluated over (the possibly uncompacted) Q'_i , for all $1 \leq i \leq n$. If it is always the case that the first $j-1$ levels of A_i^* are respectively equal to the $j-1$ levels of $A_i^{*'}$ then we are done. To see why, let $Q_F^{*'} be the super-completion of F when evaluated over Q'_1, \dots, Q'_n . The first $j-2$ levels of $Q_F^{*'} will be the same as those of Q_F^+ because the same results of the operations are propagated up from the leaves of the syntax tree of F before and after the trimming. Moreover, in the$$$

$(j-1)$ -th level Q_F^{+} (its last level) the nodes with value 1 are precisely the nodes with value 1 or $\frac{1}{2}$ in Q_F^{+} , where we note that: (i) there are at least $m_j/2^d$ of them; and (2) they belong to the output of F over the relations R'_1, \dots, R'_n represented by Q'_1, \dots, Q'_n , respectively.

We know that $|R'_1| \leq |R_1|, \dots, |R'_n| \leq |R_n|$. However, the values of R'_1, \dots, R'_n correspond to a smaller universe. This can be remedied by simply appending $(\log \ell - j)$ 0's at the beginning of the binary representation of these values. This would yield the result of the lemma: we have n relations over the same set of attributes as the original ones, with same respective cardinality, and such that when F is evaluated over them the output size is $\Omega(m_j/2^d)$.

However, for atomic expressions of the type $A_i = (\text{NOT}, Q_i)$ it is not the case that the first $j-1$ levels of A_i^* coincide with the $j-1$ levels of $A_i^{*'}$. Anyway, we can deal with this case: their first $j-2$ levels will coincide, and in the last level, the value of a node present in A_i^* is the negation of the value of the homologous node in $A_i^{*'}$. Thus, instead of choosing the quadtree Q'_i that results from trimming Q_i , we choose the quadtree Q''_i in which the first $j-2$ levels are the same as Q'_i , and the $(j-1)$ -th level results from negating the value of every node in Q'_i . Note that if we let now $A_i^{*'}$ be the completion of A_i evaluated over Q''_i , then the first $j-1$ levels of A_i^* will be exactly same as the $j-1$ levels of $A_i^{*'}$. Finally, note that the size of the relation represented by Q''_i cannot be larger than $2^d|Q_i|$. The result of the lemma follows. \square

Using the same reasoning as before, we can now bound the time needed to compute the super-completion Q_F^{+} of an lqdag L_F in dimension d involving quadtrees representing $R_1(\mathcal{A}_1), \dots, R_n(\mathcal{A}_n)$. Since M is the maximum number of nodes in a level of Q_F^{+} , the number of nodes in Q_F^{+} is at most $M \log \ell$. Now, each node in Q_F^{+} results from the application of $|F|$ operations on each of the 2^d children being generated, all of which take constant time. Thus the super-completion can be computed in time $O(M \cdot 2^d |F| \log \ell)$. If we use $F(D)^*$ to denote the size of the maximum output of the query F over instances with relations $R'_1(\mathcal{A}_1), \dots, R'_n(\mathcal{A}_n)$ of respective sizes $O(2^d|Q_1|), \dots, O(2^d|Q_n|)$, then by Lemma 4.3 the query F can be computed in time $O(F(D)^* \cdot 2^{2d}|F| \log \ell)$. This means that the algorithm is indeed worst-case optimal.

The weakness introduced by the NOT operator we referred before arises because our definition considers R and NOT R as different atomic expressions. To see this, consider again our example formula $F' = (\text{AND}, (\text{QTREE}, Q_R), (\text{NOT}, Q_R))$. We clearly have that the answer of this query is always empty, and therefore $|Q_{F'}^{+}| = 0$. However, here $|Q_{F'}^{+}| = \Theta(|R|)$ for every R , and thus our algorithm is worst-case optimal only if we consider the possible output size of a more general formula, $F'' = (\text{AND}, (\text{QTREE}, Q_R), (\text{NOT}, Q'_R))$. This impacts in other operations of relational algebra. We can write all of them as lqdags, but for some of them we will not ensure their optimal evaluation. For instance, the expression $Q_R \text{ AND } (\text{NOT } (Q_R \text{ AND } Q_S))$, which expresses the antijoin between R and S , is not optimal, since both Q_R and NOT Q_R appear in the formula. A way to ensure that our result applies is to require that the atomic expressions (once the NOT operations are pushed down) refer all to different relations.

THEOREM 4.4. *Let F be a relational formula represented by an lqdag L_F . If the number of different relations involved in F equals the*

number of different atomic expressions, then Algorithm 15 evaluates F in worst-case optimal time.

This result generalizes Theorem 3.6, which considered only a composition of joins, which were evaluated as a whole. In general, it does not matter how we write our formula F to achieve worst-case optimal evaluation. For example, our algorithms behave identically on $((R \bowtie S) \bowtie T)$ and on $(R \bowtie (S \bowtie T))$.

5 PROJECTION, TREEWIDTH, AND GEOMETRIC INTERPRETATION

In this section we deal with some questions and open problems brought forward by our algorithms. First we explain how to extend our framework with projection, which is one of the operators we have not discussed. We can define this operator and make it work on k^2 -trees, but this comes at a small price, as we cannot mimic the optimal algorithms for, say, acyclic queries. Afterwards we look at specific classes of instances for which we know our algorithm is efficient. More specifically, we show first that the good properties of quadtrees when working with clustered databases can be transferred to our scenario to show that the join is executed much faster when relations are clustered. And then, more generally, we work with an observation about characterizing which classes of instances are good when working with our algorithms.

Projection. Including projection in our framework is not difficult: in a quadtree Q storing a relation R with attributes \mathcal{A} , one can compute the projection $\pi_{\mathcal{A}'}(R)$, for $\mathcal{A}' \subseteq \mathcal{A}$ as follows. Assume that $|\mathcal{A}| = d$ and $|\mathcal{A}'| = d'$. Then the projection is the quadtree defined inductively as follows. If $\text{VALUE}(Q)$ is 0 or 1 then the projection is a leaf with the same value. Otherwise Q has 2^d children. The quadtree for $\pi_{\mathcal{A}'}(R)$ has instead $2^{d'}$ children, where the i -th child is defined as the OR of all children j of Q such that the projection of the d -bit representation of j to the positions in which attributes in \mathcal{A}' appear in \mathcal{A} is precisely the d' -bit representation of i . For example, computing $\pi_{A_1, A_2} R(A_1, A_2, A_3)$ means creating a tree with four children, resulting of the OR of children 0 and 1, 2 and 3, 4 and 5 and 6 and 7, respectively.

Having defined the projection, a natural question is whether one can use it to obtain finer bounds for acyclic queries or for queries with bounded treewidth. For example, even though the AGM bound for $R(A, B) \bowtie S(B, C)$ is quadratic, one can use Yannakakis' algorithm [23] to compute it in time $O(|R| + |S| + |\text{output}|)$. This is commonly achieved by first computing $\pi_B(R)$ and $\pi_B(S)$, joining them, and then using this join to filter out R and S . Unfortunately, adopting this strategy in our lqdag framework would still give us a quadratic algorithm, even for queries with small output, because after the projection we would need to extend the result again. Same holds for the general Yannakakis' algorithm when computing the final join after performing all necessary semijoins.

More generally, this also rules out the possibility to achieve optimal bounds for queries with bounded treewidth or similar measures. Of course, this is not much of a limitation because one can always compute the most complex queries with our compact representation and then carry out Yannakakis' algorithms on top of these results with standard database techniques, but it would be better

to resolve all within our framework. We are currently looking at improving our data structures in this regard.

Better runtime on clustered databases. Quadtrees have been shown to work well in applications such as RDF stores or web graphs, where data points are distributed in clusters [2, 5]. It turns out that combining the analysis described in Section 2 for clustered grids with the technique we used to show that joins are worst-case optimal, results in a better bound for the running time of our algorithms, and a small refinement of the AGM bound itself.

Consider again the triangle query $R(A, B) \bowtie S(B, C) \bowtie T(A, C)$, and assume the points in each relation are distributed in c clusters, each of them of size at most $s \times s$, and with p points in total. Then, at depth $\log(\ell/s)$, the quadtrees of T , R , and S cannot have more than 2^d internal nodes per cluster (where we are in dimension $d = 3$): at this level one can think of the trimmed quadtree as representing a coarser grid of cells of size s^d , and therefore each cluster can intersect at most two of these coarser cells per dimension. Thus, if we let Q'_R , Q'_S , and Q'_T be the quadtrees for R , S and T trimmed up to level $\log(\ell/s)$ (and where internal nodes take value 1), then we can use the proof of Theorem 3.6 to bound the number of internal nodes at level $\log(\ell/s)$ of the quadtree Q^+ of the output before the compaction step (or, equivalently, of the super-completion of the lqdag of the triangle query): this number must be bounded by the AGM bound of the instances given by Q'_R , Q'_S and Q'_T , which is at most $(c \cdot 2^d)^{3/2}$. Going back to the data for the quadtree Q^+ , the bound on the number of internal nodes means that the points of the output are distributed in at most $(c \cdot 2^d)^{3/2}$ clusters of size at most s^d . In turn, the maximal number of 1s in the answer is bounded by the AGM bound itself, which here is $p^{3/2}$. This means that the size of Q^+ is bounded by $O((c \cdot 2^d)^{3/2} \log \ell + p^{3/2} \log s)$, and therefore the running time of the algorithm is $O(((c \cdot 2^d)^{3/2} \log \ell + p^{3/2} \log s) \cdot 2^d)$. This is an important reduction in running time if the number c of clusters and their width s are small, as we now multiply the number of answers by $\log s$ instead of $\log \ell$.

To generalize, let us use $D^{c,d}$ as the database “trimmed” to $c \cdot 2^d$ points. The discussion above can be extended to prove the following.

PROPOSITION 5.1. *Let $J = R_1 \bowtie \dots \bowtie R_n$ be a full join query, and D a database over schema $\{R_1, \dots, R_n\}$, with d attributes in total, where the domains of the relations are in $[0, \ell - 1]$, and where the points in each relation are distributed in c clusters of width s . Then Algorithm 4 works in time $O((2^{p^*} J, D^{c,d}) \log \ell + 2^{p^*} J, D) \log s) \cdot 2^d n$.*

The proof of this proposition also shows that the AGM bound can be refined for the case of databases distributed into clusters. For a query J over n relations, let $\text{AGM}(J, (k_1, \dots, k_n))$ denote the AGM bound for J over instances in which relation R_i has cardinality k_i , that is, the maximum size of the output of J when evaluated over any instance with such cardinalities.

PROPOSITION 5.2. *Let $J = R_1 \bowtie \dots \bowtie R_n$ be a full join query with d attributes in total, and D a database over schema $\{R_1, \dots, R_n\}$, where each relation has d_i attributes, and where each relation R_i is distributed in c_i non-overlapping clusters, each of these with p_i points, and all the clusters of width s . Then the size $|J(D)|$ of the evaluation of J over D is bounded by $\text{AGM}(J, (c_1 2^{d_1}, \dots, c_n 2^{d_n})) \cdot 2^{\sum d_i} \cdot \text{AGM}(J, (p_1, \dots, p_n))$.*

PROOF. As before, let us consider the relation R_i^* resulting out of coarsening each R_i up to cells of size s^{d_i} , and D^* the instance given by the relations $\{R_1^*, \dots, R_n^*\}$. Every cluster of size s^{d_i} in R_i results in at most 2^{d_i} points in R_i^* , and each of the points in R_i^* can be mapped to at most 2^{d_i} clusters in R_i (because different clusters can overlap in a cell of the coarser grid). Now, every answer in $J(D)$ must come from combining one point in each R_i , and this particular point must come from one of its clusters. The number of ways in which we can combine one cluster in each R_i is bounded by $\text{AGM}(J, (c_1 2^{d_1}, \dots, c_n 2^{d_n})) \cdot 2^{\sum d_i}$, because each such combination can be traced to an answer of J over D^* , and each such point in this answer signals $2^{\sum d_i}$ possible combinations of clusters. Finally, since each cluster in R_i has p_i points, each combination of clusters cannot give more than $\text{AGM}(J, (p_1, \dots, p_n))$ answers. This finishes the proof. \square

Notice that when the optimal bounds corresponding to values $\text{AGM}(J, (c_1 2^{d_1}, \dots, c_n 2^{d_n}))$ and $\text{AGM}(J, (p_1, \dots, p_n))$ are obtained from the same fractional edge cover of J (that is, if the optimal cover is the same in both cases), then their multiplication is equivalent to $\text{AGM}(c_1 2^{d_1} p_1, \dots, c_n 2^{d_n} p_n)$ and our refinement does not give us anything. However, the reduction in output can be meaningful when the optimal edge covers differ.

Geometric representation and finer analysis. As quadtrees have a direct geometric interpretation, it is natural to compare them to the algorithm based on *gap boxes* proposed by Khamis et al. [10]. In a nutshell, this algorithm uses a data structure that stores relations as a set of multidimensional cubes that contain no data points, which the authors call gap boxes. Under this framework, a data point is in the answer of the join query $R_1 \bowtie \dots \bowtie R_n$ if the point is not part of a gap box in any of the relations R_i . The authors then compute the answers of these queries using an algorithm that finds and merges appropriate gap boxes covering all cells not in the answer of the query, until no more gap boxes can be found and we are left with a covering that misses exactly those points in the answer of the query. Perhaps more interestingly, the algorithm is subject of a finer analysis: the runtime of queries can be shown to be bounded by a function of the size of a *certificate* of the instance (and not its size). The certificate in their case is simply the minimum amount of gap boxes from the input relations that is needed to cover all the gaps in the answer of the query. Finding such a minimal cover is NP-complete, but a slightly restricted notion of gap boxes maintains the bounds within a $O(\log^d \ell)$ approximation factor.

A quadtree itself can be thought of as providing a set of gap boxes (in fact, any index structure can be interpreted in this way [10]). Each node valued 0 in a quadtree signals that there are no points in its subgrid, and can therefore be understood as a d -dimensional gap box. We can understand qdags as a set of gap boxes as well: precisely those in its completion. Now let $J = R_1 \bowtie \dots \bowtie R_n$ be a join query over d attributes, and let R_1^*, \dots, R_n^* denote the extension of each R_i with the attributes of J that are not in R_i . As in Khamis et al. [10], a *quadtree certificate* for J is a set of gap boxes (i.e., empty d -dimensional grids obtained from any of the R_i^* s) such that every coordinate not in the answer of J is covered by at least one of these boxes. We use $C_{J,D}$ to denote a certificate for J of minimum size. We can then show the following.

PROPOSITION 5.3. *Given query J and database D , Algorithm 4 runs in time $O((|C_{J,D}| + |J(D)|) \cdot 2^{d_n} n \log \ell)$, where $J(D)$ is the output of the query J over D .*

Now, one can easily construct instances and queries such that the minimal certificate $C_{J,D}$ is comparable to $2^{p^*(J,D)}$. So this will not give us optimality results, as discovered [10, 16] for acyclic queries or queries with bounded treewidth. This is a consequence of increasing the dimensionality of the relations. Nevertheless, the bound does yield a good running time when we know that $C_{J,D}$ is small. It is also worth mentioning that our algorithms directly computes the only possible representation of the output as gap boxes (because its boxes come directly from the representation of the relations). This means that there is a direct connection between instances that give small certificates and instances for which the representation of the output is small.

6 CONCLUSION AND FURTHER WORK

One of the advantages of working with compact data structures, and k^2 trees in particular, is that most database operations can be performed in-memory or even in the cache. We envision two main uses for the techniques presented in this paper. One one hand, one could take advantage of the low storage cost of these indexes, and add them as a companion to a more traditional database setting. Smaller joins and selections could be handled by the database, but multijoins can be processed faster because they would be computed over the quadtrees. Or, on the other hand, we can instead use lqdags, so as to handle other operations over k^2 -trees. Even if some operations are not optimal, what is lost in optimality may be gained because these data structures allow operating in faster levels of memory.

The other important benefit of our framework is that answers to queries are also delivered in their compact representation. As such, we can iterate over them, or store them, or use them as materialized views, either built eagerly, as k^2 -trees, or in lazy form, as lqdags. One could even cache the top half of the (uncompacted) tree containing the answer, and leave the bottom half in the form of lqdags. The upper half, which is used the most, is cached, and the bottom half is computed on demand. Our framework also permits sharing lqdags as common subexpressions and computing them only once.

Understanding what is the correct way to implement and fine-tune our algorithms is, thus, a very interesting direction for future work. But there are also other more theoretical directions. To begin with, we are trying to improve our structures so that Yannakakis' algorithm can be implemented in linear time, which would give us algorithms that could satisfy the fractional hypertreewidth bound. Another interesting direction is to apply the underlying ideas of quadtrees over the setting of parallel computation (see, e.g., [20]). There are good algorithms working in parallel databases that mimic this idea of dividing the space into hypercubes [1], but we do not currently know whether there is a more interesting connection. Finally, we would want to look more into refining the bounds for clustered databases: quadtrees have been shown to be useful in this scenario, and therefore it should be the case that our algorithms run faster in these types of databases.

REFERENCES

- [1] F. N. Afrati and J. D. Ullman. 2011. Optimizing multiway joins in a map-reduce environment. *IEEE Transactions on Knowledge and Data Engineering* 23, 9 (2011), 1282–1298.
- [2] S. Álvarez-García, N. Brisaboa, J. Fernández, M. Martínez-Prieto, and G. Navarro. 2015. Compressed vertical partitioning for efficient RDF management. *Knowledge and Information Systems* 44, 2 (2015), 439–474.
- [3] A. Atserias, M. Grohe, and D. Marx. 2013. Size bounds and query plans for relational joins. *SIAM Journal on Computing* 42, 4 (2013), 1737–1767.
- [4] N. Brisaboa, A. Cerdeira-Pena, G. de Bernardo, and G. Navarro. 2017. Compressed representation of dynamic binary relations with applications. *Information Systems* 69 (2017), 106–123.
- [5] N. R. Brisaboa, S. Ladra, and G. Navarro. 2014. Compact representation of Web graphs with extended functionality. *Information Systems* 39, 1 (2014), 152–174.
- [6] G. de Bernardo, S. Álvarez-García, N. Brisaboa, G. Navarro, and O. Pedreira. 2013. Compact Queryable Representations of Raster Data. In *Proc. 20th International Symposium on String Processing and Information Retrieval (SPIRE)*. 96–108.
- [7] R. A. Finkel and J. L. Bentley. 1974. Quad Trees: A data structure for retrieval on composite keys. *Acta Informatica* 4 (1974), 1–9.
- [8] T. Gagie, J. González-Nova, S. Ladra, G. Navarro, and D. Seco. 2015. Faster compressed quadtrees. In *Proc. 25th Data Compression Conference (DCC)*. 93–102.
- [9] A. Hogan, C. Riveros, C. Rojas, and A. Soto. 2019. Extending SPARQL engines with multiway joins. In *Proc. 18th International Semantic Web Conference (ISWC)*. To appear.
- [10] M. A. Khamis, H. Q. Ngo, C. Ré, and A. Rudra. 2016. Joins via geometric resolutions: Worst case and beyond. *ACM Transactions on Database Systems* 41, 4 (2016), 22.
- [11] M. A. Khamis, H. Q. Ngo, and A. Rudra. 2016. FAQ: Questions asked frequently. In *Proc. 35th ACM SIGMOD-SIGACT-SIGAI Symposium on Principles of Database Systems (PODS)*. 13–28.
- [12] M. A. Khamis, H. Q. Ngo, and D. Suciu. 2017. What do Shannon-type Inequalities, Submodular Width, and Disjunctive Datalog have to do with one another?. In *Proc. 36th ACM SIGMOD-SIGACT-SIGAI Symposium on Principles of Database Systems (PODS)*. 429–444.
- [13] G. M. Morton. 1966. *A computer oriented geodetic data base; and a new technique in file sequencing*. Technical Report. IBM Ltd.
- [14] G. Navarro. 2016. *Compact Data Structures – A practical approach*. Cambridge University Press.
- [15] H. Q. Ngo. 2018. Worst-case optimal join algorithms: Techniques, results, and open problems. In *Proc. 37th ACM SIGMOD-SIGACT-SIGAI Symposium on Principles of Database Systems (PODS)*. 111–124.
- [16] H. Q. Ngo, D. T. Nguyen, C. Ré, and A. Rudra. 2014. Beyond worst-case analysis for joins with Minesweeper. In *Proc. 33rd ACM SIGMOD-SIGACT-SIGART Symposium on Principles of Database Systems (PODS)*. 234–245.
- [17] H. Q. Ngo, C. Ré, and A. Rudra. 2014. Skew strikes back: New developments in the theory of join algorithms. *ACM SIGMOD Record* 42, 4 (2014), 5–16.
- [18] D. Nguyen, M. Aref, M. Bravenboer, G. Kollias, H. Q. Ngo, C. Ré, and A. Rudra. 2015. Join processing for graph patterns: An old dog with new tricks. In *Proc. 3rd International Workshop on Graph Data Management Experiences and Systems (GRADES)*. 2:1–2:8.
- [19] H. Samet. 2006. *Foundations of Multidimensional and Metric Data Structures*. Morgan Kaufmann.
- [20] D. Suciu. 2017. Communication cost in parallel query evaluation: A tutorial. In *Proc. 36th ACM Symposium on Principles of Database Systems (PODS)*. 319–319.
- [21] T. L. Veldhuizen. 2014. Triejoin: A simple, worst-case optimal join algorithm. In *Proc. 17th International Conference on Database Theory (ICDT)*. 96–106.
- [22] D. S. Wise and J. Franco. 1990. Costs of quadtree representation of nondense matrices. *Journal of Parallel and Distributed Computing* 9, 3 (1990), 282–296.
- [23] M. Yannakakis. 1981. Algorithms for acyclic database schemes. In *Proc. 7th International Conference on Very Large Databases (VLDB)*. 82–94.