

# Estimating the Standard Error of Cross-Validation-Based Estimators of Classification Rules Performance

Waleed A. Yousef<sup>a,\*</sup>

<sup>a</sup>Ph.D., Computer Science Department, Faculty of Computers and Information, Helwan University, Egypt.  
Human Computer Interaction Laboratory (HCI Lab.), Egypt.

## Abstract

First, we analyze the variance of the Cross Validation (CV)-based estimators used for estimating the performance of classification rules. Second, we propose a novel estimator to estimate this variance using the Influence Function (IF) approach that had been used previously very successfully to estimate the variance of the bootstrap-based estimators. The motivation for this research is that, as the best of our knowledge, the literature lacks a rigorous method for estimating the variance of the CV-based estimators. What is available is a set of ad-hoc procedures that have no mathematical foundation since they ignore the covariance structure among dependent random variables. The conducted experiments show that the IF proposed method has small RMS error with some bias. However, surprisingly, the ad-hoc methods still work better than the IF-based method. Unfortunately, this is due to the lack of enough smoothness if compared to the bootstrap estimator. This opens the research for three points: (1) more comprehensive simulation study to clarify when the IF method win or loose; (2) more mathematical analysis to figure out why the ad-hoc methods work well; and (3) more mathematical treatment to figure out the connection between the appropriate amount of “smoothness” and decreasing the bias of the IF method.

**Keywords:** Cross Validation, CV, Uncertainty, Variance, Influence Function, Influence Curve, Components of Variance, Classification.

## 1. Introduction

### 1.1. Background and Motivation

As was introduced in Yousef (2019b), we tried to set the different Cross Validation (CV)-based estimators in one mathematical picture to understand the difference among them. The present article aims at providing a rigorous framework for estimating the standard error associated with those estimators. We published some of the preliminary experimentation early in Yousef and Chen (2009), without providing any theoretical foundation. Therefore the present article is, in particular, the theoretical foundation and the full experimental extension to Yousef and Chen (2009); and, in general, a continuation to our methods of assessing uncertainty of classifiers performance and their estimators (Yousef, 2013; Yousef and Chen, 2009; Yousef et al., 2009, 2006, 2005, 2004).

The motivation for this research is that, as the best of our knowledge, the literature lacks a rigorous method for estimating the variance of the CV-based estimators. What is available is a set of ad-hoc procedures that have no mathematical foundation—since they ignore the covariance structure among dependent random variables, i.e., the folds of the CV. One of these methods, e.g., is using the simple sample variance method among the folds. Bengio and Grandvalet (2004) is an early work to analyze this covariance structure of the CV.

Efron and Tibshirani (1997) is the first to use the IF approach to estimate the standard error of their Leave One Out Bootstrap (LOOB) estimator that estimates the error rate of a classification rule. Yousef et al. (2005) then extended the same approach to estimate the standard error of their Leave Pair Out Bootstrap (LPOB) estimator that estimate the Area Under the ROC Curve (AUC) of a classification rule. The *smoothness* issue of booth estimators, LOOB and LPOB, is at the kernel of success of the IF approach. *Smoothness* is simply the averaging implied on each observation from the design of the resampling mechanism of both bootstrap-based estimators. *Smoothness* is well explained in Yousef (2019a).

On the other hand, In Yousef (2019b), we show that how two different versions of the CV estimators inherits this *smoothness* feature from the resampling mechanism of the CV. These two versions are the Monte-Carlo  $K$ -fold Cross Validation (CVKM) and the Repeated  $K$ -fold Cross Validation (CVKR)—both converge a.s. to the same value as we proved in Yousef (2019b). This motivated us to develop an IF-based method for estimating the standard error of these two CV-based estimators, analogous to the bootstrap based estimators. This way, we can abandon the ad-hoc methods mentioned above. Then, we conducted a simulation study to compare the true standard error (obtained from Monte Carlo), the ad-hoc estimators (mentioned above), and our IF proposed estimator. The latter, exhibits some bias with small RMS. However, and surprisingly, the ad-hoc methods work better than the IF estimator! The possible explanation for that, as appears in Sections 3 and

\*Corresponding Author

Email address: wyousef@GWU.edu, wyousef@fci.helwan.edu.eg (Waleed A. Yousef)

4, is the lack of “rich” (or enough) smoothness of the CV-based estimators if compared to the bootstrap-based estimators LOOB and LPOB. This opens the research venue in this regards to three further main points (Section 5).

First, more comprehensive computational study is needed to compare among the ad-hoc estimators and the IF-based estimator to investigate when they really win or loose. Second, more mathematical investigation is needed to know why the ad-hoc estimators work well while they ignore the covariance structure among the CV folds. Third, for the sake of more understanding of the nature of the problem, it is necessary to derive a mathematical expression for the “amount of smoothness” (measured in terms of the number of resampling permutations) necessary for decreasing the bias of the IF method, to win over ad-hoc methods, as its bootstrap counterpart does.

### 1.2. Formalization and Notation

After the verbal introduction above it is pedagogical to introduce the mathematical background and notation before delving into the analysis in subsequent sections. As was introduced in [Yousef \(2019b\)](#), from which we borrow all notations and build on all results, we always advocate for using the Area Under the ROC curve (AUC) as classifiers performance measure for that it is prevalence (threshold) independence. We will use the following notation

$$\widehat{AUC} = \frac{1}{n_1 n_2} \sum_i \sum_j \psi(h_{\mathbf{X}}(x_i), h_{\mathbf{X}}(y_j)), \quad (1a)$$

$$\psi(a, b) = \begin{cases} 1 & a > b \\ 1/2 & a = b \\ 0 & a < b \end{cases}, \quad (1b)$$

where,  $h_{\mathbf{X}}(x_i)$  is the score given to the testing observation  $x_i$ , by the classifier trained on the set  $\mathbf{X}$ ; and the testing set is composed of  $n_1$  and  $n_2$  observations from both classes.

When there is only one available dataset, the training and testing sets can be pseudo-produced by CV resampling mechanism, which is formalized as follows. The mapping  $\mathcal{K}$ , assigns each observation to one partition. Therefore its inverse gives the set of all observations belonging to a particular partition. Formally, we say  $\mathcal{K}: \{1, \dots, n\} \mapsto \{1, \dots, K\}$ ,  $K = n/n_K$ , such that

$$\mathcal{K}(i) = k, \quad n_K(k-1) < i \leq n_K k, \quad k = 1, \dots, K, \quad (2)$$

and therefore,  $\sum_i I_{(\mathcal{K}(i)=k)} = n_K \forall k$ . Then, the dataset that excludes the partition number  $k$  is  $\mathbf{X}_{(\{k\})} = \{x_i : \mathcal{K}(i) \neq k\}$ . In the special case of leave-one-out CV,  $n_K = 1$ ,  $K = n$ ,  $\mathcal{K}(i) = i$ ,  $\mathbf{X}_{(\{i\})} = \{x_{i'} : \mathcal{K}(i') \neq i\} = \{x_{i'} : i' \neq i\} = x_1, \dots, x_{i-1}, x_{i+1}, \dots, x_n = \mathbf{X}_{(i)}$ . And hence, we call it CVN, as opposed to CV1 as appears in some literature, just out of obsessiveness for preserving the notational consistency. The different CV versions used by practitioners in literate and analyzed in [Yousef \(2019b\)](#) are the leave-one-out,  $K$ -fold, repeated  $K$ -fold, and Monte-Carlo CV. These versions were formalized respectively as follows:

$$\widehat{AUC}^{(CVN)} = \frac{1}{n_1 n_2} \sum_{j=1}^{n_2} \sum_{i=1}^{n_1} \left[ \psi(h(x_i), h(y_j)) \right], \quad h = h_{\mathbf{X1}_{(i)} \mathbf{X2}_{(j)}}. \quad (3a)$$

$$\widehat{AUC}^{(CVK)} = \frac{1}{n_1 n_2} \sum_{j=1}^{n_2} \sum_{i=1}^{n_1} \left[ \psi(h(x_i), h(y_j)) \right], \quad h = h_{\mathbf{X1}_{(\{\mathcal{K}_1(i)\})} \mathbf{X2}_{(\{\mathcal{K}_2(j)\})}}. \quad (3b)$$

$$\widehat{AUC}^{(CVKR)} = \frac{1}{n_1 n_2} \sum_{j=1}^{n_2} \sum_{i=1}^{n_1} \left[ \sum_m \psi(h(x_i), h(y_j)) \right] / M, \quad h = h_{\mathbf{X1}_{(\{\mathcal{K}_{1m}(i)\})} \mathbf{X2}_{(\{\mathcal{K}_{2m}(j)\})}}. \quad (3c)$$

$$\widehat{AUC}^{(CVKM)} = \frac{1}{n_1 n_2} \sum_{j=1}^{n_2} \sum_{i=1}^{n_1} \left[ \sum_m I_j^m I_i^m \psi(h(x_i), h(y_j)) \right] / \sum_m I_i^m I_j^m, \quad h = h_{\mathbf{X1}_{((1), m)} \mathbf{X2}_{((1), m)}}. \quad (3d)$$

### 1.3. Manuscript Roadmap

This article is organized as follows. In Section 2 we introduce some ad-hoc methods for estimating the variance of the CV-based estimators. We do that for the estimators of the error rate, not the AUC, to get the insight from the simplified analysis of the former. We analyze one of these methods, following [Bengio and Grandvalet \(2004\)](#), and derive an expression for its bias. Analyzing the rest of them is very similar, a task that we do not pursue since all of these estimators are variants of one method that ignores the covariance structure as mentioned above. In Section 3 we derive our IF-based estimator that estimates the variance of the CV-based estimators. This section assumes very good familiarity with the IF approach, e.g., at the level of [Hampel \(1974, 1986\)](#); [Huber \(2004\)](#), along with familiarity with the work done in [Efron and Tibshirani \(1997\)](#); [Yousef et al. \(2005\)](#) for estimating the variance of bootstrap-based estimators. In Section 4 we illustrate the results of the simulation study to compare our method to four versions of the ad-hoc method. Section 5 is a description of the work suggested to complement the present article. Finally, some detailed proofs are deferred to the Appendix.

## 2. Analysis of ad-hoc Methods of Estimating the variance of CVK Following Bengio and Grandvalet (2004)

We will consider the error rate only in this section and analyze the variance of the error rate CVK-based estimator to get insight from the simplified analysis of the error rate if compared to the AUC. Consider the CVK estimator of the error rate of a classifier

$$\widehat{Err}^{(CVK)} = \frac{1}{K} \sum_k \sum_{i \in \mathcal{K}^{-1}(k)} \frac{1}{n_K} Q(x_i, \mathbf{X}_{\{\mathcal{K}(i)\}}). \quad (4)$$

Equation 4 can be rewritten as

$$\widehat{Err}^{(CVK)} = \frac{1}{K} \sum_k err_k \quad (5a)$$

$$err_k = \sum_{i \in \mathcal{K}^{-1}(k)} \frac{1}{n_K} e_i \quad (5b)$$

$$e_i = Q(x_i, \mathbf{X}_{\{\mathcal{K}(i)\}}). \quad (5c)$$

Bengio and Grandvalet (2004) derived a closed form expression of the variance of (5a) in terms of the covariance structure of  $e_i$ . They proved that

$$\text{Var} \left[ \widehat{Err}^{(CVK)} \right] = \frac{1}{n} \sigma^2 + \frac{n_K - 1}{n} \omega + \frac{n - n_K}{n} \gamma, \quad (6)$$

where

$$\sigma^2 = \text{Var } e_i, \quad i = 1, \dots, n; \quad (7a)$$

$$\omega = \text{Cov}(e_i, e_j), \quad i \neq j, \quad \mathcal{K}(i) = \mathcal{K}(j); \quad (7b)$$

$$\gamma = \text{Cov}(e_i, e_j), \quad i \neq j, \quad \mathcal{K}(i) \neq \mathcal{K}(j). \quad (7c)$$

The components of (7) are the three possible components of a covariance structure. This arises from the symmetry of all the observations; we either have a single variance (7a), a covariance between the errors of two observations belonging to the same testing fold (7b), or a covariance between the errors of two observations which do not belong to the same testing fold (7c). The reader should notice that the condition  $i \neq j$  in (7c) is redundant since  $\mathcal{K}(i) \neq \mathcal{K}(j) \rightarrow i \neq j$ .

The estimate

$$\widehat{\text{Var}} \left[ \widehat{Err}^{(CVK)} \right] = \frac{1}{K} \left[ \frac{1}{K-1} \sum_{k=1}^K \left( err_k - \frac{1}{K} \sum_{k'=1}^K err_{k'} \right)^2 \right] \quad (8)$$

is one version of what many people use for estimating the variance of the CVK. This is the same form of the very well known UMVU estimator of the variance but it is **not** the UMVUE since the  $K$  values of  $err_k$  are not independent. This is obvious since every pair  $err_i, err_j, i \neq j$  share  $K-1$  folds in the training set if they belong to the same testing fold, and share  $K-2$  if they belong to two different testing folds. It is worth mentioning that some experts in the field, e.g., Hastie et al. (2001), deliberately use (8) in selecting classifiers in the design stage based on their relative values of (8), not to give a rigorous estimate. It is easy to decompose (8) as

$$\widehat{\text{Var}} \left[ \widehat{Err}^{(CVK)} \right] = \frac{1}{K} \frac{1}{K(K-1)} \left[ (K-1) \sum_{k=1}^K err_k^2 - \sum_{k \neq k'} \sum err_k err_{k'} \right] \quad (9a)$$

$$= \frac{1}{K} \frac{1}{K(K-1)} \left[ (K-1) \sum_{k=1}^K \left( \frac{1}{n_K} \sum_{i \in \mathcal{K}^{-1}(k)} e_i \right) \left( \frac{1}{n_K} \sum_{i' \in \mathcal{K}^{-1}(k)} e_{i'} \right) - \sum_{k \neq k'} \sum \left( \frac{1}{n_K} \sum_{i \in \mathcal{K}^{-1}(k)} e_i \right) \left( \frac{1}{n_K} \sum_{i' \in \mathcal{K}^{-1}(k')} e_{i'} \right) \right] \quad (9b)$$

$$= \frac{1}{K} \frac{1}{K(K-1)} \left[ \frac{(K-1)}{n_K^2} \sum_{k=1}^K \left( \sum_{i \in \mathcal{K}^{-1}(k)} e_i^2 + \sum_{i \neq i'; i, i' \in \mathcal{K}^{-1}(k)} e_i e_{i'} \right) - \frac{1}{n_K^2} \sum_{k \neq k'} \sum_{i \in \mathcal{K}^{-1}(k)} \sum_{i' \in \mathcal{K}^{-1}(k')} e_i e_{i'} \right]. \quad (9c)$$

Taking the expectation of both sides and substituting from (7) with

$$\mathbb{E} e_i^2 = \sigma^2 + \mu^2, \quad (10a)$$

$$\mathbb{E}[e_i e_{i'}] = \omega + \mu^2, \quad i \neq j, \quad \mathcal{K}(i) = \mathcal{K}(j) \quad (10b)$$

$$\mathbb{E}[e_i e_{i'}] = \gamma + \mu^2, \quad i \neq j, \quad \mathcal{K}(i) \neq \mathcal{K}(j) \quad (10c)$$

gives

$$\begin{aligned} E\widehat{\text{Var}}\left[\widehat{\text{Err}}^{(CVK)}\right] &= \frac{1}{K} \frac{1}{K(K-1)} \left[ \frac{(K-1)}{n_K^2} K (n_K (\sigma^2 + \mu^2) + (n_K^2 - n_K) (\omega + \mu^2)) - (K^2 - K) (\gamma + \mu^2) \right] \\ &= \frac{1}{n} \sigma^2 + \frac{(n_K - 1)}{n} \omega - \frac{\gamma}{K}. \end{aligned} \quad (11)$$

Then, subtracting (6) from this previous equation gives the bias

$$\text{Bias}\left(\widehat{\text{Var}}\left[\widehat{\text{Err}}^{(CVK)}\right]\right) = E\widehat{\text{Var}}\left[\widehat{\text{Err}}^{(CVK)}\right] - \text{Var}\left[\widehat{\text{Err}}^{(CVK)}\right] \quad (12a)$$

$$= \left( \frac{1}{n} \sigma^2 + \frac{(n_K - 1)}{n} \omega - \frac{\gamma}{K} \right) - \left( \frac{1}{n} \sigma^2 + \frac{n_K - 1}{n} \omega + \frac{n - n_K}{n} \gamma \right) \quad (12b)$$

$$= -\gamma. \quad (12c)$$

**Remark 1.** Recall that  $\gamma$  is the covariance between the errors of two observations which do not belong to the same block (fold). Therefore, it is anticipated that  $\gamma$  has a positive value since the training sets of these two observations will be similar to some extent, which should impose the same classifier behavior (on average) on both observations. More details on the behavior of  $\gamma$  with respect to sample size and number of folds  $K$  can be found in the simulation study in [Bengio and Grandvalet \(2004\)](#), which suggests that  $\gamma$  is inversely proportional to  $n$ . It is quite reasonable to conjecture that the ad-hoc estimator exhibits a downward bias, and this bias vanishes with increasing the data size. Our simulations in Section 4 supports this conjecture.

The analysis above considered one version of the naive variance estimate of the error rate CV estimator. When CVKR is used, we have  $R$  repetitions of the CVK; each can provide a variance estimate of the form (8). Averaging those estimates over the  $R$  repetitions is another version. Both versions are examined in our simulations in Section 4. Following the same route above for the AUC is straight forward.

In case of the AUC, a two sample statistic ([Randles and Wolfe, 1979](#)), one can make up different forms of the ad-hoc estimate above:

$$\widehat{\text{Var}}_1^{CVK} = \frac{1}{\sqrt{K_1 K_2}} \left[ \frac{1}{K_1 K_2 - 1} \sum_{k=1}^{K_1 K_2} \left( AUC_{k_1 k_2} - \frac{1}{K_1 K_2} \sum_{k=1}^{K_1 K_2} AUC_{k_1 k_2} \right)^2 \right], \quad (13a)$$

$$\widehat{\text{Var}}_2^{CVK} = \frac{1}{K} \left[ \frac{1}{K-1} \sum_{k=1}^K \left( AUC_k - \frac{1}{K} \sum_{k=1}^K AUC_k \right)^2 \right], \quad (13b)$$

$$\widehat{\text{Var}}_3^{CVK} = c_1 \sum_{k_1=1}^{K_1} \left( \frac{1}{K_2} \sum_{k_2=1}^{K_2} AUC_{k_1 k_2} - \widehat{AUC}^{CVK} \right)^2 + c_2 \sum_{k_2=1}^{K_2} \left( \frac{1}{K_1} \sum_{k_1=1}^{K_1} AUC_{k_1 k_2} - \widehat{AUC}^{CVK} \right)^2, \quad (13c)$$

where,  $AUC_{k_1 k_2}$  is the AUC of the testing folds  $k_1, k_2$  (where the classifier is trained on the other folds),  $c_1 = \frac{1}{K_1(K_1-1)}$  for unbiasedness or  $\frac{1}{K_1^2}$  for MLE criterion, and  $c_2$  is defined analogously,  $AUC_k$  is the AUC of the the testing folds  $k_1 = k_2 = k$  (where the classifier is trained on the others folds), and  $\widehat{AUC}^{CVK}$  is the usual CVK-based AUC estimator (3b).

The estimator  $\widehat{\text{Var}}_2^{CVK}$  is suitable for the case of imposing testing on the folds with similar index, i.e.,  $K_1 = K_2 = K$ . The estimator  $\widehat{\text{Var}}_1^{CVK}$  has the same spirit of  $\widehat{\text{Var}}_2^{CVK}$ , i.e., the variance of the mean of independent observations is the variance of an observation divided by the number of observations ( $K$  in our case). This is clear in  $\widehat{\text{Var}}_2^{CVK}$ , where  $AUC_k, k = 1, \dots, K$  are assumed independent (which is a wrong assumption; this is why it is an ad hoc estimator). However, in  $\widehat{\text{Var}}_1^{CVK}$  the variance of  $AUC_{k_1 k_2}$  is loosely estimated from the pool of  $K_1 K_2$  observations (also, assumed independent); and the term  $1/\sqrt{K_1 K_2}$  is the ad hoc analogue of  $1/K$ . Nevertheless, both  $\widehat{\text{Var}}_1^{CVK}$  and  $\widehat{\text{Var}}_2^{CVK}$  give very similar results (Section 4)!

In the case of CVKR (3c), we can define another ad-hoc estimator for every estimator of the three above; e.g., in terms of (13c) we can define.

$$\widehat{\text{Var}}_3^{CVKR} = \frac{1}{R} \sum_{r=1}^R \widehat{\text{Var}}_3^{CVK} (r). \quad (14)$$

For the case of CVKM (3d) the ad-hoc estimate is

$$\widehat{\text{Var}}^{CVKM} = \frac{1}{\sqrt{K_1 K_2}} \left[ \frac{1}{M-1} \sum_{m=1}^M \left( AUC_{11m} - \frac{1}{M} \sum_{m=1}^M AUC_{11m} \right)^2 \right], \quad (15)$$

where  $AUC_{11m}$  is the AUC from the only testing fold in each repetition, since we only test on  $k_1 = k_2 = 1 \forall m$  as defined in [Yousef \(2019b\)](#). This estimate gives very similar results to the estimates above.

### 3. Estimating Cross Validation Variability

In this section we derive our novel estimator that estimates the cross validation variability. As was introduced above, we assume the reader to be comfortable with the IF approach. Section 3.1 is an overview on CV estimators and a discussion on which estimator among them is suitable for variance estimation; we will conclude that CVKM and CVKR are the only candidates. Section 3.2 is analysis and derivation. We demonstrate our analysis in this section in terms of the AUC as a performance measure.

#### 3.1. Which Version of Cross Validation?

Recall the different versions of the CV (3). Efron and Tibshirani (1997) alluded to the fact that cross validation is not a “smooth statistic”. They derived an IF estimator for estimating the variance of the Leave One Out Bootstrap (LOOB) estimator instead, since the latter is a smooth statistic. Yousef et al. (2005) followed the same route for deriving an IF estimator for estimating the variance of the Leave Pair Out Bootstrap (LPOB) estimator since it is a smooth statistic as well. Several years, now, have passed and we come back to estimating the variance of the CV estimators.

In the vernacular, the smoothness property means that a little variation in one observation should result in a little variation in the statistic. Should the reader need more formalisms one of the following should be visited: Hampel (1974, 1986); Huber (2004); more intuitive and experimental explanation is provided in Yousef (2019a). The CVN and CVK are not smooth statistics; any small change in one observation does not lead to small change in the kernel  $\psi$  inside the two summations. This is true since the value of  $\psi$  is either 0, 0.5, or 1. However, the other two versions, CVKM and CVKR are happily smooth. The performance of each observation (or pair of observations) is averaged over many training sets. This averaging is done by the summation  $\Sigma_m$ . This averaging smoothes the quantity inside the square brackets and makes it suitable for differentiation. We proved in Yousef (2019b) that both CVKM and CVKR are identical asymptotically; i.e., CVKM converges almost surely to CVKR. Since both are smooth estimators, both are candidates for the IF approach with the difference of how they are formed and the difference in the number of trials  $R$  and  $M$ . We explained in Yousef (2019b) why  $M$  should be larger than  $R$  for the same required accuracy. We will give an IF-based estimation of the variance of both CVKM and CVKR just for completion. However, it should be obvious that both should be identical asymptotically with large values of  $R$  and  $M$ .

**Remark 2.** It is worth mentioning that CVKM and CVKR are smooth statistics because we wrote them the way it appears in (3d) and (3c). CVKR can be written with swapping the summation over  $m$  with both the summations over  $i$  and  $j$ . This other way is exactly equivalent (in value) to the version above. However it is not equivalent from the sense of smoothness; it is unsmooth (since, for every testing observation we do not average over many training sets) and therefore not suitable for the IF estimation. The same comment is applicable to CVKM. This situation is very similar to the two versions of the bootstrap estimator, the star vs. the leave-pair-out (Yousef et al., 2005; Yousef, 2019b). We start with estimating the variance of CVKM for that it is much easier than estimating the variance of CVKR.

#### 3.2. Estimating the Variance of $\widehat{AUC}^{(CVKM)}$

For short, we can change the notation of (3d) a little bit by dropping all the subscripts indicating the training datasets, using  $j_1$  and  $j_2$  in place of  $i$  and  $j$  respectively, and using the indices  $j_1$  and  $j_2$  directly to indicate the testing observations  $x_{j_1}$  and  $x_{j_2}$  respectively. Then we can write

$$\widehat{AUC}^{(CVKM)} = \frac{1}{n_1 n_2} \sum_{j_2=1}^{n_2} \sum_{j_1=1}^{n_1} \left[ \sum_m I_{j_2}^m I_{j_1}^m \psi(h_m(j_1), h_m(j_2)) \right] / \left[ \sum_m I_{j_2}^m I_{j_1}^m \right]. \quad (16)$$

We can follow a very similar route to that of Yousef et al. (2005), when the LPOB estimator was treated, but with taking care of the difference in resampling mechanism between the CVKM and the bootstrap:

$$\widehat{AUC}_{\varepsilon, i}^{(CVKM)} = \sum_{j_2=1}^{n_2} \sum_{j_1=1}^{n_1} \hat{f}_{1\varepsilon, i}(j_1) \hat{f}_{2\varepsilon, i}(j_2) \frac{\sum_m I_{j_2}^m I_{j_1}^m \psi(h_m(j_1), h_m(j_2)) g_{\varepsilon, i}}{\sum_m I_{j_2}^m I_{j_1}^m g_{\varepsilon, i}} \quad (17a)$$

$$= \sum_{j_2=1}^{n_2} \sum_{j_1=1}^{n_1} A(\varepsilon) \frac{B(\varepsilon)}{C(\varepsilon)}, \quad (17b)$$

$$A(\varepsilon) = \hat{f}_{1\varepsilon, i}(j_1) \hat{f}_{2\varepsilon, i}(j_2) \quad (17c)$$

$$B(\varepsilon) = \sum_m I_{j_2}^m I_{j_1}^m \psi(h_m(j_1), h_m(j_2)) g_{\varepsilon, i} \quad (17d)$$

$$C(\varepsilon) = \sum_m I_{j_2}^m I_{j_1}^m g_{\varepsilon, i}, \quad (17e)$$

where the empirical probability after perturbing an observation  $i$  from each class is given by

$$\hat{f}_{1\varepsilon,i}(j_1) = \begin{cases} \frac{1-\varepsilon}{n_1} + \varepsilon, & j_1 = i \\ \frac{1-\varepsilon}{n_1}, & j_1 \neq i \end{cases}, i, j_1 = 1, \dots, n_1, \quad (18a)$$

$$\hat{f}_{2\varepsilon,i}(j_2) = \begin{cases} \frac{1-\varepsilon}{n_2} + \varepsilon, & j_2 = i \\ \frac{1-\varepsilon}{n_2}, & j_2 \neq i \end{cases}, i, j_2 = 1, \dots, n_2, \quad (18b)$$

and their derivatives are given by

$$\frac{\partial f_{1\varepsilon,i}(j_1)}{\partial \varepsilon} = \delta_{ij_1} - 1/n_1, \quad (19a)$$

$$\frac{\partial f_{2\varepsilon,i}(j_2)}{\partial \varepsilon} = \delta_{ij_2} - 1/n_2. \quad (19b)$$

Regarding  $g_{\varepsilon,i}$ , it is a shorthand writing for  $g_{\varepsilon,i}(j_1, j_2, m)$ , which is the probability of the training set that excludes the two folds of the observations  $j_1$  and  $j_2$  in the repetition  $m$  after perturbing the observation  $i$  with a probability measure  $\varepsilon$ . Suppose that we perturb the observation  $i \in \mathbf{X}_1$ ; then since the partitioning of the two sets is done independently, we can write

$$g_{\varepsilon,i}(j_1, j_2, m) = g_{1\varepsilon,i}(j_1, m) g_{2\varepsilon,i}(j_2, m); \quad (20)$$

and when there is no perturbation, i.e.,  $\varepsilon = 0$ ,  $g_{\varepsilon,i}(j_1, j_2, m)$  becomes

$$g_0 = g_{10} \cdot g_{20} \quad (21a)$$

$$= \frac{1}{\binom{n_1}{n_{1K}}} \cdot \frac{1}{\binom{n_2}{n_{2K}}}, \quad (21b)$$

where,  $n_{1K}$  and  $n_{2K}$  are the number of observations in each fold.

Now, we have to find  $g_{1\varepsilon,i}(j_1, m)$ . We have to observe the testing fold and whether this fold includes the perturbed observation  $i$  or not. If it appears in the testing fold then the first withdrawn observation has the probability  $\hat{f}_{1\varepsilon,i}(j_1) = (1-\varepsilon)/n_1$ ,  $i \notin j_1$ . The second will have a probability of  $(1-\varepsilon)/(n_1-1)$ , and so on. Since ordering is not important, including the factor  $(n_1 - n_{1K})!$  takes care of all possible permutations. Therefore we have

$$g_{1\varepsilon,i} = \frac{1-\varepsilon}{n_1} \cdot \frac{1-\varepsilon}{n_1-1} \cdots \frac{1-\varepsilon}{n_1-(n_1-n_{1K}-1)} \cdot (n_1 - n_{1K})! \quad (22)$$

$$= \frac{1}{\binom{n_1}{n_1-n_{1K}}} (1-\varepsilon)^{(n_1-n_{1K})}, \quad (23)$$

$$g_{1\varepsilon,i}'(0) = \left. \frac{\partial g_{\varepsilon,i}}{\partial \varepsilon} \right|_{\varepsilon=0} \quad (24)$$

$$= -\frac{(n_1 - n_{1K})}{\binom{n_1}{n_{1K}}}, \quad (25)$$

$$\frac{g_{1\varepsilon,i}'(0)}{g_{10}} = n_{1K} - n_1. \quad (26)$$

On the other hand, if  $i$  does not appear in the testing fold, i.e., it appears in the training set, this means that in addition to withdrawing  $i$  we withdraw  $n_1 - n_{1K} - 1$  observations. There are  $n_1 - n_{1K}$  permutations depending on at which of the  $n_1 - n_{1K}$  positions the observation  $i$  will appear. For each position occupied by  $i$  we have  $(n_1 - n_{1K} - 1)!$  different permutations of the other  $n_1 - n_{1K} - 1$  observations. Now, we can write  $g_{1\varepsilon,i}$  as a summation over the  $n_1 - n_{1K}$  positions as

$$g_{1\varepsilon,i} = (n_1 - n_{1K} - 1)! \sum_{r=1}^{n_1-n_{1K}} \frac{1-\varepsilon}{n_1} \cdots \frac{1-\varepsilon}{n_1-(r-2)} \cdot \left[ \frac{1-\varepsilon}{n_1-(r-1)} + \varepsilon \right] \cdot \frac{1}{n_1-r} \cdots \frac{1}{n_1-(n_1-n_{1K}-1)} \quad (27a)$$

$$= \frac{(n_1 - n_{1K} - 1)!}{P_{(n_1-n_{1K})}^n} \sum_{r=1}^{n_1-n_{1K}} (1-\varepsilon)^{(r-1)} (1-\varepsilon + \varepsilon(n_1 - (r-1))) \quad (27b)$$

$$= \frac{1}{\binom{n_1}{n_1-n_{1K}}} \sum_{r=1}^{n_1-n_{1K}} (1-\varepsilon)^{(r-1)} (\varepsilon n_1 - r\varepsilon + 1). \quad (27c)$$

Notice that the first probability term appearing in (27a) after the rectangular brackets is  $1/(n_1 - r)$  because all remaining



observations now have equal probability after withdrawing the perturbed observation  $i$ . The derivative of  $g_{1\varepsilon,i}$  is given by

$$g'_{1\varepsilon,i}(0) = \frac{1}{(n_1 - n_{1K}) \binom{n_1}{n_{1K}}} \sum_{r=1}^{n_1 - n_{1K}} \frac{\partial}{\partial \varepsilon} \left( (1 - \varepsilon)^{(r-1)} (\varepsilon n_1 - r\varepsilon + 1) \right) \Big|_{\varepsilon=0} \quad (28a)$$

$$= \frac{1}{(n_1 - n_{1K}) \binom{n_1}{n_{1K}}} \sum_{r=1}^{n_1 - n_{1K}} (n_1 - 2r + 1) \quad (28b)$$

$$= \frac{1}{(n_1 - n_{1K}) \binom{n_1}{n_{1K}}} n_{1K} (n_1 - n_{1K}) \quad (28c)$$

$$= \frac{n_{1K}}{\binom{n_1}{n_{1K}}}. \quad (28d)$$

Then, we can write

$$\frac{g'_{1\varepsilon,i}(0)}{g_{10}} = n_{1K}.$$

Compactly, we can compile (26) and (28d) as

$$\frac{g'_{1\varepsilon,i}(0)}{g_{10}} = (n_{1K} - n_1) I_i^m + n_{1K} (1 - I_i^m) \quad (29a)$$

$$= n_{1K} - I_i^m n_1, \quad (29b)$$

where  $I_i^m$  is an indicator for whether  $i$  belongs to the first testing fold of the repetition  $m$ . In the Appendix we show how  $g'_{1\varepsilon,i}(0)/g_{10}$  can be derived through another perturbation method; and both methods almost have no practical difference. However, the method we provide above is simpler and provides a clear closed form expression. It is interesting, as well, to rewrite (29b) as

$$\frac{g'_{1\varepsilon,i}(0)}{g_{10}} = n_1 \left( N_i^m - 1 + \frac{1}{K} \right), \quad (30)$$

where  $N_i^m (= 1 - I_i^m)$  is the number of times the observation  $i$  appears in the training set of the repetition  $m$ . This is similar to the derivative of the bootstrap training set probabilities (see Yousef et al., 2005), with the exception that  $N_i^b$  can take any value between 0 and  $n_1$  due to the resampling mechanism of the bootstrap. However, for the CV based estimators  $N_i^m$  is either 1 or 0.

Now,  $\hat{U}_{1i} = \partial AUC_{\varepsilon,i} / \partial \varepsilon$  is given by

$$\hat{U}_{1i} = \underbrace{\sum_{j_2=1}^{n_2} \sum_{j_1=1}^{n_1} A(0) \frac{B(0)}{C(0)}}_I + \underbrace{\sum_{j_2=1}^{n_2} \sum_{j_1=1}^{n_1} A(0) \frac{B'(0)}{C(0)}}_{II} - \underbrace{\sum_{j_2=1}^{n_2} \sum_{j_1=1}^{n_1} A(0) \frac{B(0)C'(0)}{C^2(0)}}_{III}, \quad i = 1, \dots, n_1,$$

where

$$I = \sum_{j_2=1}^{n_2} \sum_{j_1=1}^{n_1} \frac{1}{n_2} (\delta_{ij_1} - 1/n_1) \left[ \sum_m I_{j_2}^m I_{j_1}^m \psi(h_m(j_1), h_m(j_2)) \right] / \sum_m I_{j_2}^m I_{j_1}^m \quad (31)$$

$$= \widehat{AUC}_{1i} - \widehat{AUC}^{(CVKM)}, \quad (32)$$

$$\widehat{AUC}_{1i} = \frac{1}{n_2} \sum_{j_2=1}^{n_2} \left[ \sum_m I_{j_2}^m I_i^m \psi(h_m(i), h_m(j_2)) \right] / \sum_m I_{j_2}^m I_i^m, \quad (33)$$

$$II = \frac{1}{n_1 n_2} \sum_{j_2=1}^{n_2} \sum_{j_1=1}^{n_1} \left[ \frac{\sum_m I_{j_2}^m I_{j_1}^m \psi(h_m(j_1), h_m(j_2)) g'_{\varepsilon,i}(0)}{\sum_m I_{j_2}^m I_{j_1}^m g(0)} \right] \quad (34)$$

$$= \frac{1}{n_1 n_2} \sum_{j_2=1}^{n_2} \sum_{j_1=1}^{n_1} \left[ \frac{\sum_m I_{j_2}^m I_{j_1}^m \psi(h_m(j_1), h_m(j_2)) \frac{g'_{\varepsilon,i}(0)}{g(0)}}{\sum_m I_{j_2}^m I_{j_1}^m} \right] \quad (35)$$

$$III = \frac{1}{n_1 n_2} \sum_{j_2=1}^{n_2} \sum_{j_1=1}^{n_1} \frac{\left( \sum_m I_{j_2}^m I_{j_1}^m \psi(h_m(j_1), h_m(j_2)) g(0) \right) \left( \sum_m I_{j_2}^m I_{j_1}^m g'_{\varepsilon,i}(0) \right)}{\left( \sum_m I_{j_2}^m I_{j_1}^m g(0) \right)^2} \quad (36)$$

$$= \frac{1}{n_1 n_2} \sum_{j_2=1}^{n_2} \sum_{j_1=1}^{n_1} \frac{\left( \sum_m I_{j_2}^m I_{j_1}^m \psi(h_m(j_1), h_m(j_2)) \right) \left( \sum_m I_{j_2}^m I_{j_1}^m \frac{g'_{\varepsilon,i}(0)}{g(0)} \right)}{\left( \sum_m I_{j_2}^m I_{j_1}^m \right)^2}. \quad (37)$$

Similar expression is immediate for  $\hat{U}_{2j}$ ,  $j = 1, \dots, n_2$ ; and finally

$$\widehat{\text{SD}} \left[ \widehat{\text{AUC}}^{(\text{CVKM})} \right] = \sqrt{\frac{1}{n_1^2} \sum_{i=1}^{n_1} \hat{U}_{1i}^2 + \frac{1}{n_2^2} \sum_{j=1}^{n_2} \hat{U}_{2j}^2}. \quad (38)$$

In what follows, we treat a special case of the CVKM where  $K = n$ ; this is the case where CVKM converges almost surely to CVN. Interestingly, for this case the ratio (29b) can be expressed as

$$\frac{g_{\varepsilon,i}^{\cdot}(0)}{g_0} = n_{1K} - \delta_{ij_1} n_1. \quad (39)$$

Then,

$$II = n_{1K} \widehat{\text{AUC}}^{(\text{CVKM})} - \widehat{\text{AUC}}_{1i} \quad (40)$$

$$III = n_{1K} \widehat{\text{AUC}}^{(\text{CVKM})} - \widehat{\text{AUC}}_{1i}, \quad (41)$$

which means

$$\hat{U}_{1i} = \widehat{\text{AUC}}_{1i} - \widehat{\text{AUC}}^{(\text{CVKM})}, \quad (42)$$

and

$$\widehat{\text{SD}} \left[ \widehat{\text{AUC}}^{(\text{CVKM})} \right] = \sqrt{\frac{1}{n_1^2} \sum_{i=1}^{n_1} \left( \widehat{\text{AUC}}_{1i} - \widehat{\text{AUC}}^{(\text{CVKM})} \right)^2 + \frac{1}{n_2^2} \sum_{j=1}^{n_2} \left( \widehat{\text{AUC}}_{1j} - \widehat{\text{AUC}}^{(\text{CVKM})} \right)^2}. \quad (43)$$

We can write  $\widehat{\text{AUC}}^{(\text{CVKM})}$  in terms of  $\widehat{\text{AUC}}_{1i}$  as

$$\widehat{\text{AUC}}^{(\text{CVKM})} = \frac{1}{n_1 n_2} \sum_{j_2=1}^{n_2} \sum_{j_1=1}^{n_1} \left[ \sum_m I_{j_2}^m I_{j_1}^m \psi(h_m(j_1), h_m(j_2)) \right] / \sum_m I_{j_2}^m I_{j_1}^m \quad (44a)$$

$$= \frac{1}{n_1} \sum_{j_1=1}^{n_1} \frac{1}{n_2} \sum_{j_2=1}^{n_2} \left[ \sum_m I_{j_2}^m I_{j_1}^m \psi(h_m(j_1), h_m(j_2)) \right] / \sum_m I_{j_2}^m I_{j_1}^m \quad (44b)$$

$$= \frac{1}{n_1} \sum_{i=1}^{n_1} \widehat{\text{AUC}}_{1i}. \quad (44c)$$

In the same time, for CVN there is only one repetition  $m$  for which  $i_i^m$  and  $I_{j_2}^m$  in (32) equal 1. Therefore, for CVN, (32) reduces (with large  $M$ ) to

$$\widehat{\text{AUC}}_{1i} = \frac{1}{n_2} \sum_{j_2=1}^{n_2} \psi(h(i), h(j_2)). \quad (45)$$

**Remark 3.** To get the insight from the above, imagine that we had treated the error rate, rather than the AUC. We would get

$\widehat{\text{Err}}_i = Q(i)$ , and  $\widehat{\text{SD}} = \sqrt{\frac{1}{n_1} \sum_{i=1}^{n_1} (Q(i) - \bar{Q})^2}$ . IF method for the case of CVN, therefore, simply reduces to the naive sample variance estimate of the sample mean, the same ad-hoc estimators, which assume that the test values are independent. This will introduce bias. The reason is that the CVN is not a smooth statistic; and the smoothing over the summation  $\sum_m$  is a fake one since for every left-one-out observation  $j_1$  there is only one training set consisting of the remaining  $n_1 - 1$  observations. Repeating the estimation  $M$  times accounts for reproducing the same result for every observation  $j_1$ . The opposite is true for the case  $K = n/2$ , for which the maximum number of distinct  $M$  trials is possible. It is known that  $\binom{n}{n/K}$  is maximized when  $K = 2$ . Therefore, the IF for CVK when  $K = n/2$  produces more accurate results than other values of  $K$ . However, all almost produce small bias, except for the extreme case when  $K = n$ , i.e., CVN. For  $K = n/2$  we have the best estimate of variance; however, the estimate of the AUC itself is biased since we train on half of the observations. One can defend that by saying this is almost the same size on which the bootstrap is supported. (Figure 1 is a plot of  $r = \binom{n}{n/2} / n^n$ , which is the ratio between the number of permutations of both KCV (where  $K = 2$ ) and the Bootstrap).



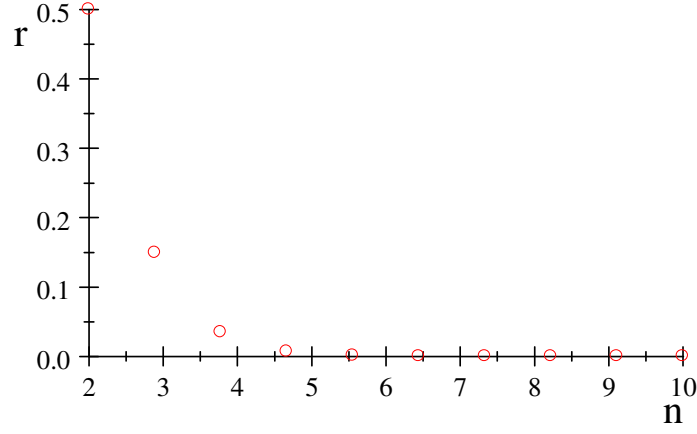


Figure 1: The ratio  $r = \binom{n}{n/2}/n^n$  is the ratio between the number of permutations of both KCV (where  $K = 2$ ) and the Bootstrap.

### 3.3. Estimating the Variance of $\widehat{AUC}^{(CVKR)}$

For short, we can rewrite (3c) as

$$\widehat{AUC}^{(CVKR)} = \frac{1}{n_1 n_2} \sum_{j_2=1}^{n_2} \sum_{j_1=1}^{n_1} \left[ \sum_m \psi(h_m(j_1), h_m(j_2)) \right] / M, \quad (46)$$

$$\widehat{AUC}_{\varepsilon,i}^{(CVKR)} = \sum_{j_2=1}^{n_2} \sum_{j_1=1}^{n_1} \hat{f}_{1\varepsilon,i}(j_1) \hat{f}_{2\varepsilon,i}(j_2) \left[ \sum_m \psi(h_m(j_1), h_m(j_2)) G_{\varepsilon,i} \right], \quad (47)$$

$$= \sum_{j_2=1}^{n_2} \sum_{j_1=1}^{n_1} A(\varepsilon) B(\varepsilon). \quad (48)$$

Then, by taking the derivatives we get

$$\hat{U}_{1i} = \sum_{j_2} \sum_{j_1} (A'(0) B(0) + A(0) B'(0)) \quad (49)$$

$$= \sum_{j_2=1}^{n_2} \sum_{j_1=1}^{n_1} \left[ \frac{1}{n_2} (\delta_{ij_1} - 1/n_1) \left[ \sum_m \psi(h_m(j_1), h_m(j_2)) G_0 \right] + \frac{1}{n_1 n_2} \sum_m \psi(h_m(j_1), h_m(j_2)) G_{\varepsilon,i} \Big|_{\varepsilon=0} \right] \quad (50)$$

$$= \widehat{AUC}_{1i} - \widehat{AUC}^{(CVKR)} + \frac{1}{n_1 n_2} \sum_{j_2=1}^{n_2} \sum_{j_1=1}^{n_1} \sum_m \psi(h_m(j_1), h_m(j_2)) G_{\varepsilon,i} \Big|_{\varepsilon=0}, \quad (51)$$

$$\widehat{AUC}_{1i} = \frac{1}{n_2} \sum_{j_2=1}^{n_2} \left[ \sum_m \psi(h_m(i), h_m(j_2)) \right] / M, \quad (52)$$

$$G_0 = \frac{1}{\prod_{k=0}^{K_2-1} \binom{n_2 - k n_{2K}}{n_{2K}}} \cdot \frac{1}{\prod_{k=0}^{K_1-1} \binom{n_1 - k n_{1K}}{n_{1K}}} \quad (53)$$

The probability  $g_{\varepsilon,i}$  depends on the partition  $k$  in which  $j_1$  appears in. Deriving a closed form expression for the probability  $G_{\varepsilon,i}$  is deferred to future work (Section 5).

## 4. Experiments and Discussion

As mentioned in Section 5, we are currently planning a very comprehensive comparative study for many versions of estimators along with their associated methods of estimating their variance. We suffice, here, with a moderate number of experiments to explore our new IF-based method of estimating the variance of the cross validation estimator. We tried only the LDA and QDA classifiers with training size of 10, 20, 40, 60 per class sampled from normal distributions with 2 and 4 dimensions. We sampled observations from two normal distributions with identity covariance matrices and zero mean vector and  $c1$  respectively, and  $c$  is adjusted for class separability. We tried different versions of CV, namely CVKR, CVKM and CVKR with enforcing testing on the folds  $k_1 = k_2$ . In all experiments we repeated the CV (either in CVKR or CVKM) 1000 times. Of course CVKR converges much faster than CVKM (typically 100 repetition is adequate); we preferred to keep both numbers of repetitions equal for the sake of comparison.

In general, all CV versions produce almost the same estimate of the AUC, as expected from Yousef (2019b), with the same Monte Carlo (MC) variance. For that reason, we only show the CVKM estimate. Regarding variance estimation, the

IF-based method of the CVKM is downwardly biased with small variance. The bias decreases inversely with  $K$  for the same  $n$ . However, subjectively speaking, for  $K = 5$  we have a good compromise between the bias of the estimate and the bias of its variance estimation. Tables 1–3 illustrate the results of these simulations. These tables compare the IF-based estimator with the ad-hoc estimator (15).

Since the variance of both the CVKM and CVKR is the same we can use the ad-hoc estimators of CVKR (13) to estimate the variance of the CVKM as well. This comparison is illustrated in Tables 5–7. From the tables, it is noticeable that the estimator  $\widehat{\text{Var}}_2^{CVKR}$  (that is calculated from averaging (13b) over the many repetitions of the CVKR) is better than others. In Figures 2–4, we compare this estimator to the IF method using the results of tables 5–7. The Bias, SD, and RMS are normalized in these figure to the estimand, i.e., the true SD of CVKR (or CVKM since they are the same for large repetitions) calculated from the MC trials and shown in the tables.

From the tables it is clear that the largest bias of IF-based estimator is exercised for the small sample size. The reason is related to the smoothness issue. E.g., for the case of  $n = 10$  and  $K = 5$  the number of training set permutations is  $\binom{10}{2} = 45$ , which is too few! This is challenging for the IF method, where the variance estimate is almost coming from the first term  $I$  of (32).

Unfortunately (this is unfortunate since we hoped that the IF method will outperform the ad hoc estimator), the ad-hoc estimator of the 10-fold CVKM works better than the IF, which raises two questions. First, why does the ad-hoc estimator work well? This needs more investigation and analysis following the same route of Section 2. Second, what is the sufficient amount of “smoothness” needed for the IF estimator to work well. This needs more mathematical investigation and comparison to the LPOB estimator where the IF methods where very successful.

To get a touchy feeling of this relative smoothness issue, we compare the IF for both the bootstrap and 10-fold CVKM. For example consider the case of QDA,  $n = 10, 20$ , and same population parameters as above. The IF estimator has three components,  $I$ ,  $II$ , and  $III$  (revisit Section 3.2). The last two terms come from the derivative of the probability of the training sets. Large number of distinct training sets (number of permutations) is necessary for satisfactory smoothing. Table 4 illustrates the true SD for both estimators and the IF estimate: once with taking into account only the first term  $I$  and the other with taking into account all the three terms  $I$ ,  $II$ , and  $III$ . It is obvious that the first component  $I$  of the IF estimator in both cases is able to capture almost the same percentage of the variability. However, the other two terms,  $II$  and  $III$ , were able to capture the rest of the variability in the case of bootstrap estimator; whereas they failed to do so in the case of CVKM. The extreme case appears when  $n = 10$ , where 10-fold CVKM is nothing but the CVN. In such a case the terms  $II$  and  $III$  are able to capture zero percent of the variability (as was proven in Section 3.2). This is a consequence of the fact that for every observation there is only one possible training set. Revisiting Figure 1 sheds more light on the relative number of permutations between the CVK and the luxurious bootstrap.

Classifier	LDA	LDA	LDA	LDA	LDA	LDA	QDA	QDA	QDA	QDA	QDA	QDA
$p$	2	2	2	4	4	4	2	2	2	4	4	4
$K$	10	5	2	10	5	2	10	5	2	10	5	2
$AUC$	.7679	.7657	.7628	.7437	.7427	.7420	.7226	.7273	.7255	.6607	.6601	.6598
$\widehat{AUC}^{CKVM}$	.7718	.7737	.7437	.7260	.7278	.6793	.7339	.7207	.6757	.6492	.6362	.5732
$SD \widehat{AUC}^{CKVM}$	.1263	.1263	.1300	.1474	.1379	.1269	.1472	.1434	.1312	.1655	.1504	.0925
$E[\widehat{SD}_{IF}]$	.0967	.0951	.1029	.1017	.1000	.1044	.1016	.1016	.1045	.1095	.1056	.0867
$E[\sqrt{\widehat{Var}^{CKVM}}]$	.1303	.1107	.0979	.1378	.1182	.1113	.1366	.1187	.1100	.1468	.1279	.1285
$SD[\widehat{SD}_{IF}]$	.0264	.0265	.0292	.0246	.0259	.0237	.0275	.0263	.0228	.0222	.0208	.0148

Table 1:  $n_1 = n_2 = 10$

Classifier	LDA	LDA	LDA	LDA	LDA	LDA	QDA	QDA	QDA	QDA	QDA	QDA
$p$	2	2	2	4	4	4	2	2	2	4	4	4
$K$	10	5	2	10	5	2	10	5	2	10	5	2
$AUC$	.7825	.7822	.7822	.7743	.7758	.7740	.7616	.7601	.7608	.7188	.7205	.7189
$\widehat{AUC}^{CKVM}$	.7945	.7919	.7831	.7684	.7676	.7394	.7705	.7621	.7387	.7080	.7013	.6565
$SD \widehat{AUC}^{CKVM}$	.0772	.0715	.0812	.0835	.0886	.0870	.0869	.0933	.0918	.1084	.1021	.0897
$E[\widehat{SD}_{IF}]$	.0682	.0691	.0715	.0715	.0716	.0765	.0715	.0727	.0771	.0772	.0781	.0789
$E[\sqrt{\widehat{Var}^{CKVM}}]$	.0783	.0697	.0576	.0820	.0723	.0652	.0816	.0729	.0653	.0885	.0789	.0768
$SD[\widehat{SD}_{IF}]$	.0127	.0115	.0147	.0124	.0126	.0131	.0126	.0127	.0129	.0114	.0120	.0095

Table 2:  $n_1 = n_2 = 20$

Classifier	LDA	LDA	LDA	QDA	QDA	QDA
$p$	4	4	4	4	4	4
$K$	10	5	2	10	5	2
$AUC$	.7956	.7953	.7954	.7741	.7743	.7746
$\widehat{AUC}^{CKVM}$	.7941	.7936	.7853	.7718	.7651	.7460
$SD \widehat{AUC}^{CKVM}$	.0433	.0427	.0444	.0492	.0511	.0512
$E[\widehat{SD}_{IF}]$	.0401	.0403	.0417	.0422	.0432	.0464
$E[\sqrt{\widehat{Var}^{CKVM}}]$	.0405	.0373	.0307	.0422	.0389	.0343
$SD[\widehat{SD}_{IF}]$	.0040	.0040	.0045	.0042	.0044	.0046

Table 3:  $n_1 = n_2 = 60$

$n$	Est.	$\widehat{SD}_{IF}(I, II, III)$	$\widehat{SD}_{IF}(I)$	SD
10	BS	.1327	.0806	.1362
10	CVKM	.1016	.1016	.1472
20	BS	.0908	.0628	.0929
20	CVKM	.0715	.0705	.0869

Table 4: Comparison between the bootstrap (BS) and CVKM IF-based estimators in terms of the three components  $I$ ,  $II$  and  $III$ .

Classifier		LDA	LDA	LDA	LDA	LDA	LDA	QDA	QDA	QDA	QDA	QDA	QDA
$p$		2	2	2	4	4	4	2	2	2	4	4	4
$K$		10	5	2	10	5	2	10	5	2	10	5	2
$AUC$		.7679	.7657	.7628	.7437	.7427	.7420	.7226	.7273	.7255	.6607	.6601	.6598
$\widehat{AUC}^{CKVM}$		.7718	.7737	.7437	.7260	.7278	.6793	.7339	.7207	.6757	.6492	.6362	.5732
$SD \widehat{AUC}^{CKVM}$		.1263	.1263	.1300	.1474	.1379	.1269	.1472	.1434	.1312	.1655	.1504	.0925
E	$\widehat{SD}_{IF}$	.0967	.0951	.1029	.1017	.1000	.1044	.1016	.1016	.1045	.1095	.1056	.0867
E	$\sqrt{\widehat{Var}_1^{CVK}}$	.1247	.1041	.0802	.1300	.1117	.0942	.1305	.1102	.0893	.1419	.1206	.1116
E	$\sqrt{\widehat{Var}_2^{CVK}}$	.1244	.1061	.0680	.1294	.1126	.0780	.1304	.1127	.0751	.1421	.1225	.0991
E	$\sqrt{\widehat{Var}_1^{CVKR}}$	.1247	.1051	.0893	.1300	.1131	.1044	.1305	.1120	.0992	.1419	.1219	.1223
E	$\sqrt{\widehat{Var}_2^{CVKR}}$	.1279	.1110	.0829	.1333	.1187	.0958	.1339	.1183	.0957	.1455	.1275	.1268
E	$\sqrt{\widehat{Var}_3^{CVK}}$	.0974	.0865	.0527	.1007	.0898	.0603	.1024	.0904	.0587	.1103	.0947	.0786
E	$\sqrt{\widehat{Var}_3^{CVKR}}$	.0974	.0873	.0586	.1007	.0911	.0679	.1024	.0923	.0677	.1103	.0964	.0895
SD	$\widehat{SD}_{IF}$	.0264	.0265	.0292	.0246	.0259	.0237	.0275	.0263	.0228	.0222	.0208	.0148
SD	$\sqrt{\widehat{Var}_1^{CVK}}$	.0275	.0307	.0448	.0261	.0288	.0470	.0267	.0301	.0464	.0211	.0284	.0493
SD	$\sqrt{\widehat{Var}_2^{CVK}}$	.0441	.0458	.0526	.0420	.0453	.0633	.0418	.0464	.0605	.0356	.0462	.0760
SD	$\sqrt{\widehat{Var}_1^{CVKR}}$	.0275	.0245	.0193	.0261	.0211	.0137	.0267	.0229	.0146	.0211	.0177	.0114
SD	$\sqrt{\widehat{Var}_2^{CVKR}}$	.0287	.0265	.0156	.0274	.0228	.0148	.0280	.0247	.0154	.0221	.0189	.0169
SD	$\sqrt{\widehat{Var}_3^{CVK}}$	.0261	.0280	.0284	.0253	.0266	.0338	.0260	.0276	.0362	.0207	.0276	.0419
SD	$\sqrt{\widehat{Var}_3^{CVKR}}$	.0261	.0225	.0105	.0253	.0193	.0095	.0260	.0203	.0105	.0207	.0153	.0113

Table 5:  $n_1 = n_2 = 10$

Classifier		LDA	LDA	LDA	LDA	LDA	LDA	QDA	QDA	QDA	QDA	QDA	QDA
$p$		2	2	2	4	4	4	2	2	2	4	4	4
$K$		10	5	2	10	5	2	10	5	2	10	5	2
$AUC$		.7825	.7822	.7822	.7743	.7758	.7740	.7616	.7601	.7608	.7188	.7205	.7189
$\widehat{AUC}^{CKVM}$		.7945	.7919	.7831	.7684	.7676	.7394	.7705	.7621	.7387	.7080	.7013	.6565
$SD \widehat{AUC}^{CKVM}$		.0772	.0715	.0812	.0835	.0886	.0870	.0869	.0933	.0918	.1084	.1021	.0897
E	$\widehat{SD}_{IF}$	.0682	.0691	.0715	.0715	.0716	.0765	.0715	.0727	.0771	.0772	.0781	.0789
E	$\sqrt{\widehat{Var}_1^{CVK}}$	.0763	.0679	.0524	.0794	.0693	.0588	.0781	.0695	.0565	.0858	.0752	.0657
E	$\sqrt{\widehat{Var}_2^{CVK}}$	.0777	.0715	.0472	.0800	.0711	.0482	.0788	.0722	.0495	.0880	.0774	.0540
E	$\sqrt{\widehat{Var}_1^{CVKR}}$	.0768	.0686	.0577	.0799	.0709	.0614	.0790	.0709	.0610	.0860	.0768	.0707
E	$\sqrt{\widehat{Var}_2^{CVKR}}$	.0794	.0737	.0599	.0826	.0756	.0570	.0817	.0760	.0596	.0889	.0816	.0683
E	$\sqrt{\widehat{Var}_3^{CVK}}$	.0661	.0609	.0376	.0681	.0605	.0379	.0675	.0616	.0380	.0735	.0638	.0432
E	$\sqrt{\widehat{Var}_3^{CVKR}}$	.0665	.0618	.0424	.0687	.0622	.0403	.0683	.0629	.0422	.0738	.0659	.0483
SD	$\widehat{SD}_{IF}$	.0127	.0115	.0147	.0124	.0126	.0131	.0126	.0127	.0129	.0114	.0120	.0095
SD	$\sqrt{\widehat{Var}_1^{CVK}}$	.0143	.0177	.0265	.0151	.0183	.0277	.0153	.0182	.0273	.0143	.0178	.0299
SD	$\sqrt{\widehat{Var}_2^{CVK}}$	.0212	.0276	.0358	.0218	.0281	.0360	.0216	.0271	.0378	.0205	.0286	.0425
SD	$\sqrt{\widehat{Var}_1^{CVKR}}$	.0114	.0109	.0096	.0121	.0113	.0079	.0127	.0113	.0082	.0106	.0093	.0062
SD	$\sqrt{\widehat{Var}_2^{CVKR}}$	.0121	.0120	.0083	.0127	.0123	.0065	.0133	.0123	.0070	.0112	.0101	.0076
SD	$\sqrt{\widehat{Var}_3^{CVK}}$	.0136	.0169	.0190	.0144	.0174	.0194	.0148	.0171	.0214	.0138	.0177	.0247
SD	$\sqrt{\widehat{Var}_3^{CVKR}}$	.0112	.0102	.0056	.0117	.0100	.0042	.0122	.0100	.0047	.0098	.0078	.0049

Table 6:  $n_1 = n_2 = 20$

Classifier		LDA	LDA	LDA	QDA	QDA	QDA
$p$		4	4	4	4	4	4
$K$		10	5	2	10	5	2
$AUC$		.7956	.7953	.7954	.7741	.7743	.7746
$\widehat{AUC}^{CKVM}$		.7941	.7936	.7853	.7718	.7651	.7460
$SD \widehat{AUC}^{CKVM}$		.0433	.0427	.0444	.0492	.0511	.0512
E	$\widehat{SD}_{IF}$	.0401	.0403	.0417	.0422	.0432	.0464
E	$\sqrt{\widehat{\text{Var}}_1^{CVK}}$	.0399	.0365	.0289	.0420	.0377	.0297
E	$\sqrt{\widehat{\text{Var}}_2^{CVK}}$	.0409	.0387	.0262	.0431	.0390	.0250
E	$\sqrt{\widehat{\text{Var}}_1^{CVKR}}$	.0403	.0375	.0318	.0421	.0386	.0322
E	$\sqrt{\widehat{\text{Var}}_2^{CVKR}}$	.0420	.0406	.0342	.0438	.0416	.0313
E	$\sqrt{\widehat{\text{Var}}_3^{CVK}}$	.0375	.0344	.0214	.0393	.0346	.0195
E	$\sqrt{\widehat{\text{Var}}_3^{CVKR}}$	.0379	.0353	.0243	.0394	.0357	.0221
SD	$\widehat{SD}_{IF}$	.0040	.0040	.0045	.0042	.0044	.0046
SD	$\sqrt{\widehat{\text{Var}}_1^{CVK}}$	.0067	.0093	.0124	.0070	.0090	.0132
SD	$\sqrt{\widehat{\text{Var}}_2^{CVK}}$	.0103	.0139	.0200	.0107	.0147	.0187
SD	$\sqrt{\widehat{\text{Var}}_1^{CVKR}}$	.0039	.0036	.0028	.0038	.0037	.0027
SD	$\sqrt{\widehat{\text{Var}}_2^{CVKR}}$	.0041	.0040	.0031	.0041	.0040	.0029
SD	$\sqrt{\widehat{\text{Var}}_3^{CVK}}$	.0066	.0091	.0108	.0069	.0090	.0105
SD	$\sqrt{\widehat{\text{Var}}_3^{CVKR}}$	.0038	.0033	.0019	.0037	.0032	.0017

Table 7:  $n_1 = n_2 = 60$

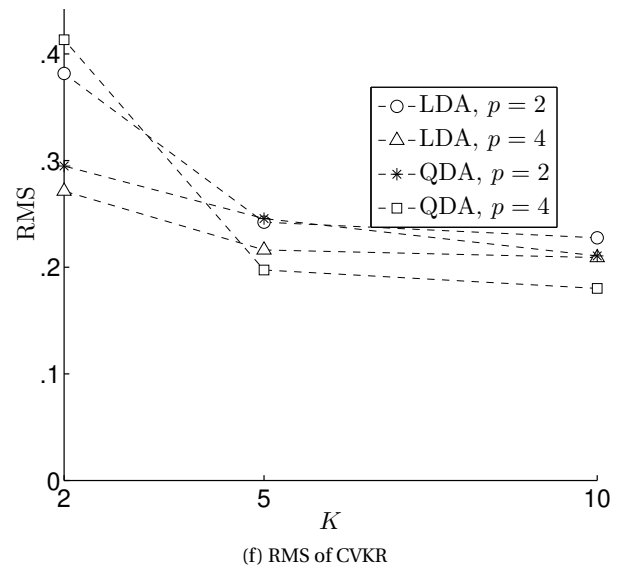
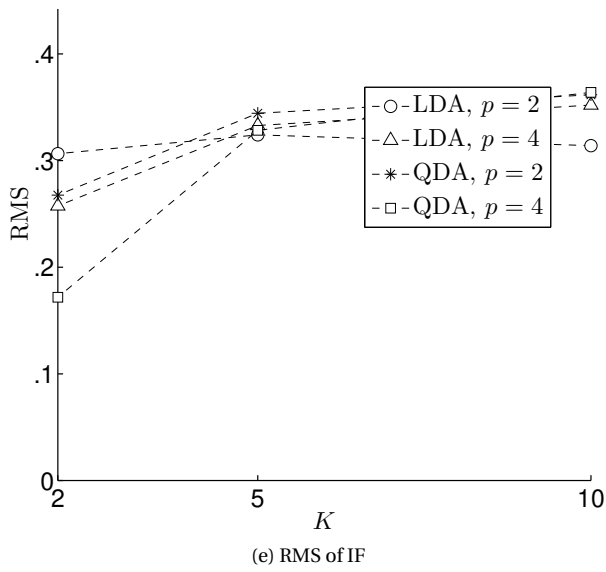
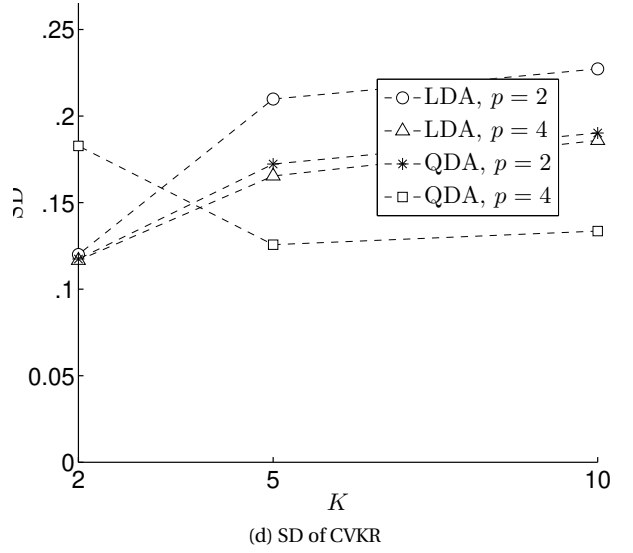
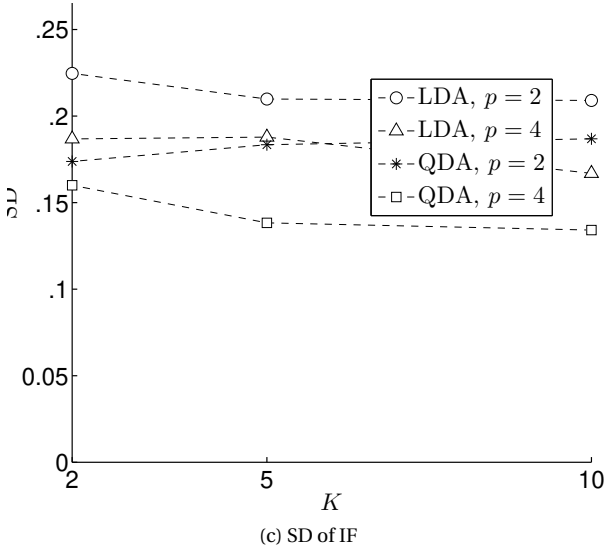
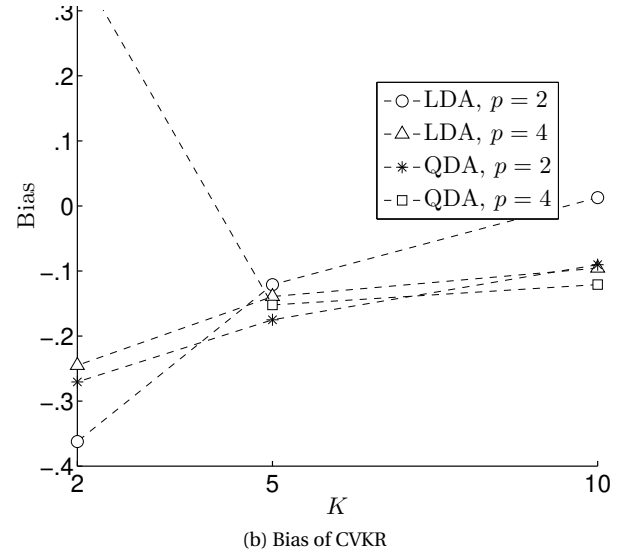
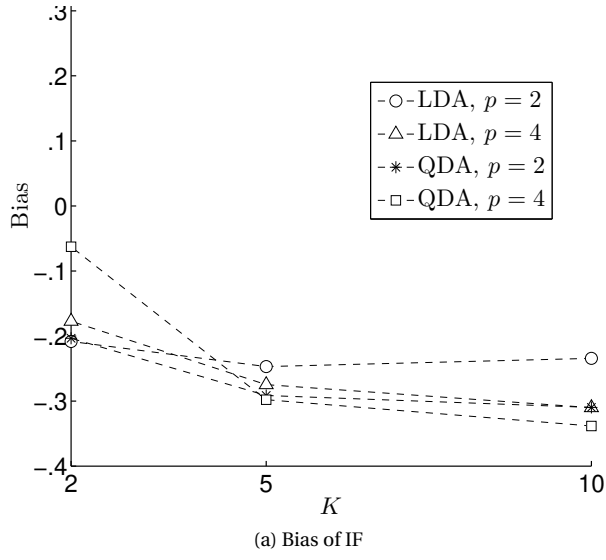


Figure 2: Comparison between the IF method and the adhoc estimator CVKR2 for  $n = 10$ ; Bias, SD, and RMS are normalized to the estimand (the true SD of CVKR)



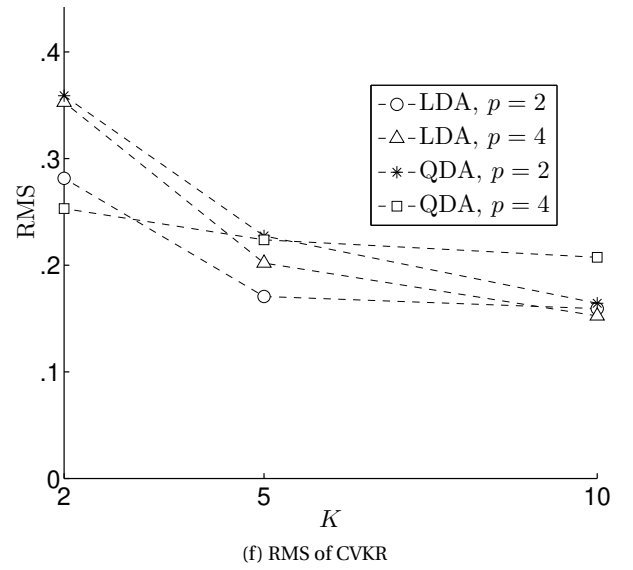
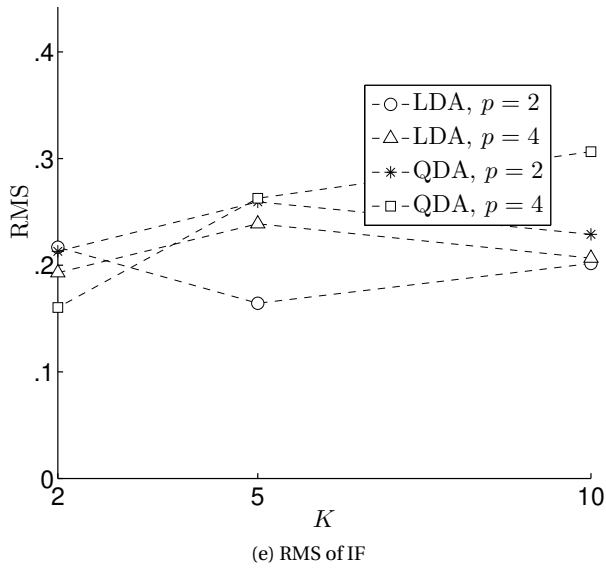
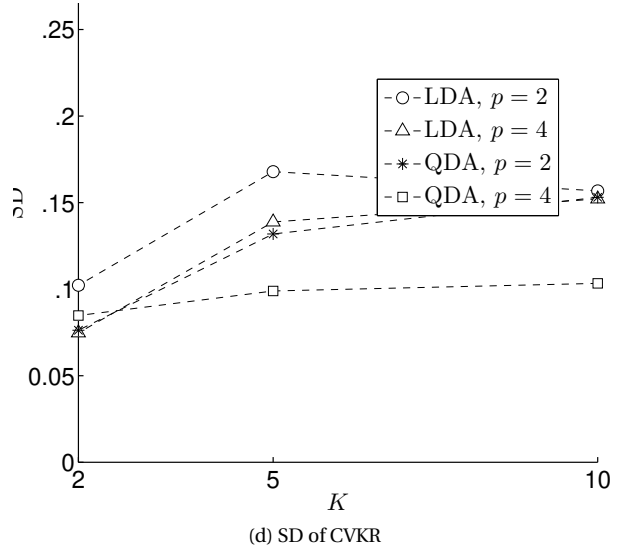
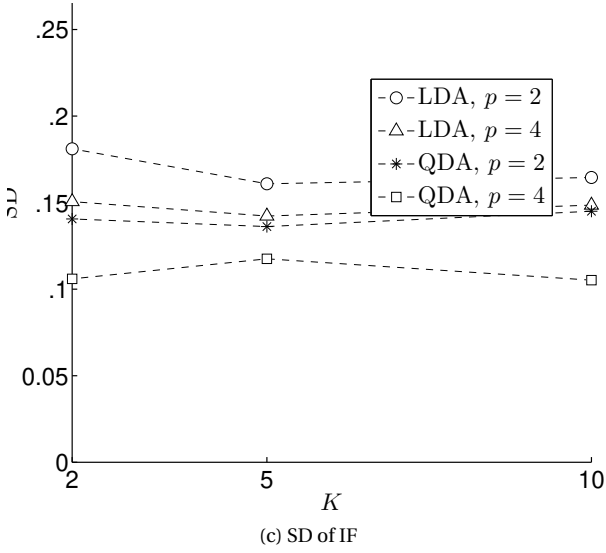
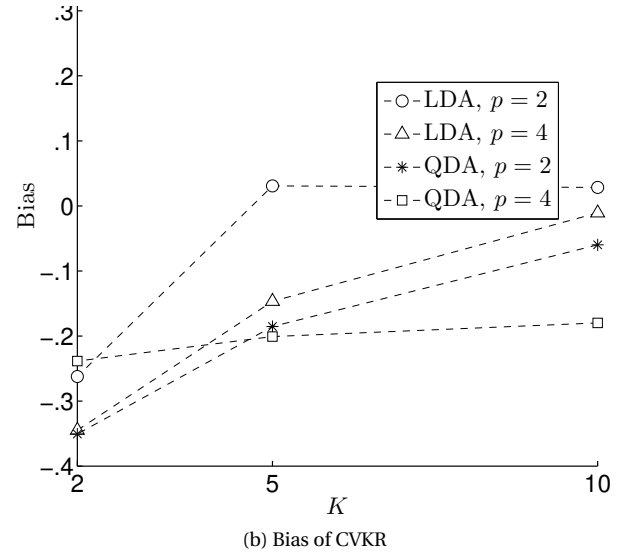
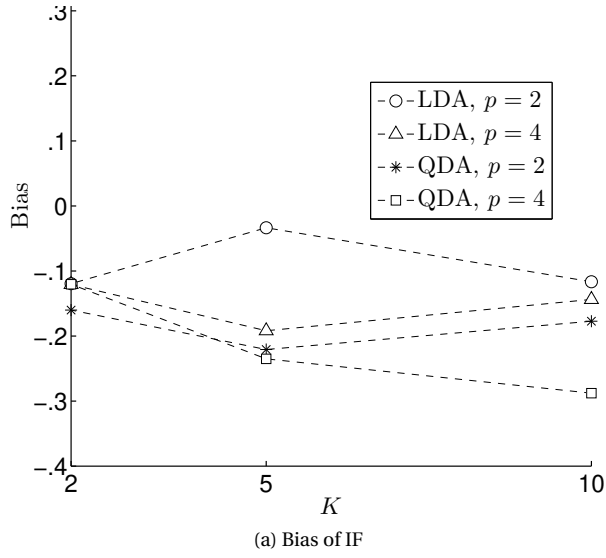


Figure 3: Comparison between the IF method and the adhoc estimator CVKR2 for  $n = 20$ ; Bias, SD, and RMS are normalized to the estimand (the true SD of CVKR)

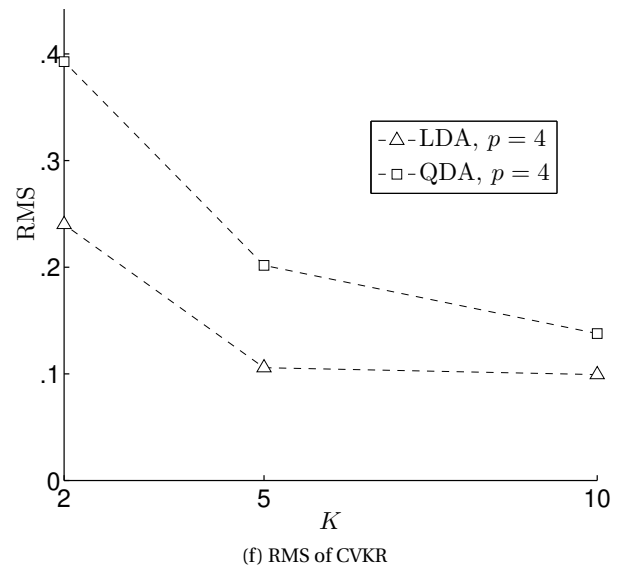
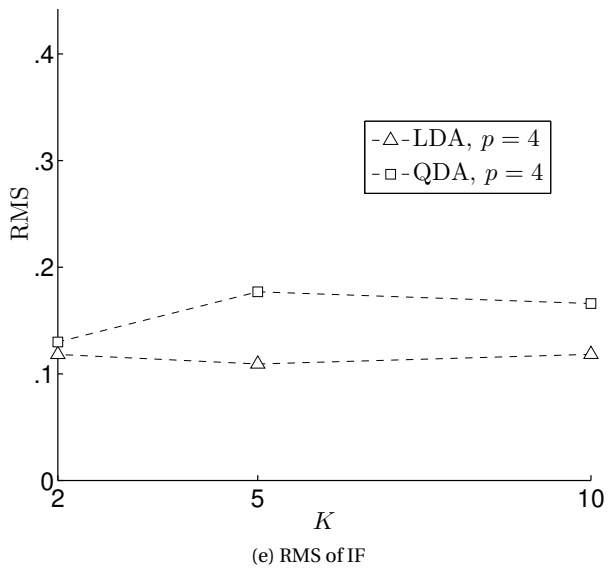
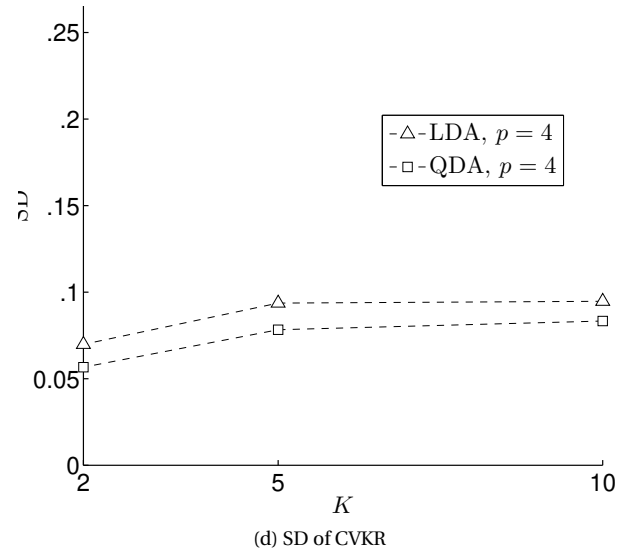
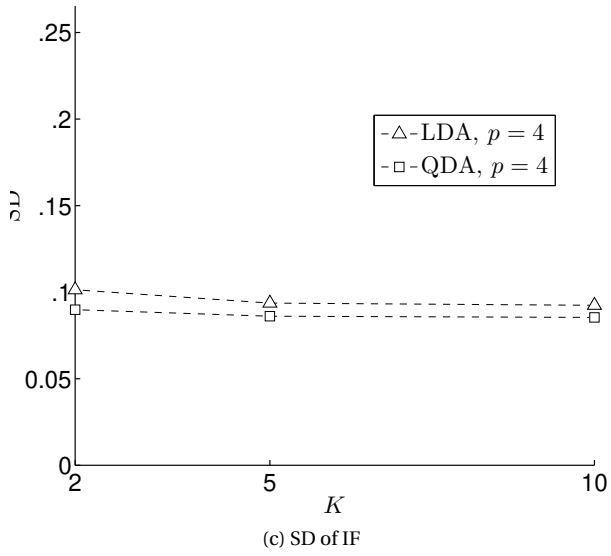
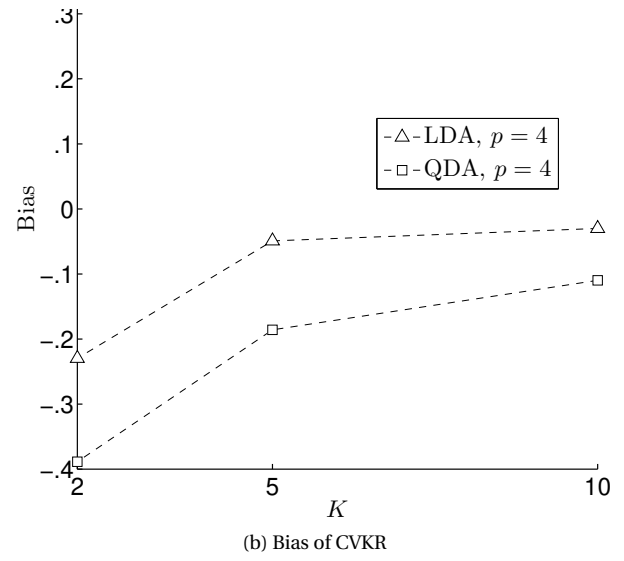
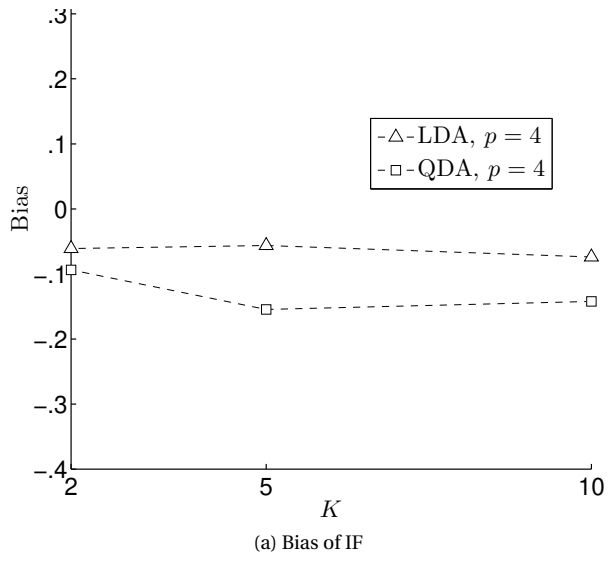


Figure 4: Comparison between the IF method and the adhoc estimator CVKR2 for  $n = 60$ ; Bias, SD, and RMS are normalized to the estimand (the true SD of CVKR)

## 5. Conclusion and Current Work in Progress

We considered the problem of estimating the standard error of CV-based estimators that estimate the performance of classification rules. We derived a novel and rigorous method, for that purpose, based on the Influence Function (IF) approach. Although the method works well in terms of the RMS error with some bias, the ad-hoc methods available in the literature still work better than our developed method in the finite set of experiments that we conducted. Therefore, there is a list of interesting tasks to complement the present article; however, each may be an article itself. We summarize them in the following precise points:

1. More comprehensive simulation study to figure out when the IF method win or loose.
2. Analyzing the different variants of the ad-hoc variance estimators in terms of the covariance structure of the cross validation, to figure out why they work well!
3. More investigation for the smoothness issue to figure out the relationship between the “amount of smoothness” (measured in the different possible number of permutations) and the bias of the method.

In addition, and just for mathematical interest with no practical value, it may be interesting to derive a closed form expression for the SD of the CVKM rather than the expression that involves the terms  $I$ ,  $II$ , and  $III$ ; and to derive the closed form expression for the probability  $G$  for the case of CVKR.

## 6. Acknowledgment

The author is grateful to the U.S. Food and Drug Administration (FDA) for funding an earlier stage of this project, circa 2008; and to both, Brandon Gallas and Weijie Chen, of the FDA, for reviewing an earlier stage of this manuscript when it was an internal report.

## 7. Appendix

For more understanding of the probability perturbation problem, we provide another method for deriving  $g_{\varepsilon,i}$  for CVKM. This method relies on a different perturbation method and gives very similar results to the method above but lacks closed form expression. The probability  $g_{\varepsilon,i}$  of a training set, i.e., the  $K - 1$  folds is the same as the probability of obtaining one testing partition; hence for  $i = j_1$  we have

$$g_{\varepsilon,i} = \frac{1}{\binom{n_1-1}{n_{1K}-1}} \cdot \frac{1}{\binom{n_2}{n_{2K}}}, \quad (54)$$

$$g'_{\varepsilon,i} = 0. \quad (55)$$

If  $i \neq j_1$  then either  $i$  is sampled in the same partition of  $j_1$  (i.e., not included in the training set) or not (i.e., included in the training set). First, suppose that  $i$  is included in the training set. We now sample  $n_{1K} - 1$  from  $n_1 - 1$  observations. Not all of the  $n_{1K} - 1$  have equal probabilities; each observation  $i'$  of them has a probability  $f_{\varepsilon,i}(i')$  of

$$f_{\varepsilon,i}(i') = \frac{\frac{1-\varepsilon}{n_1} + \varepsilon \delta_{ii'}}{1 - \frac{1-\varepsilon}{n_1}} \quad (56)$$

$$= \frac{1 + \varepsilon n_1 \delta_{ii'} - \varepsilon}{\varepsilon + n_1 - 1}, \quad (57)$$

where the normalization factor  $1 - \frac{1-\varepsilon}{n_1}$  accounts for the left-out observation  $j_1$ . We will sample the  $n_{1K} - 1$  observations successively and normalize by the remaining probability measure after each withdraw. For the following discussion, let

$$p = f_{\varepsilon,i}(i' \neq i) \quad (58)$$

$$= \frac{1 - \varepsilon}{\varepsilon + n_1 - 1}, \quad (59)$$

$$p_i = f_{\varepsilon,i}(i' = i) \quad (60)$$

$$= \frac{1 + \varepsilon n_1 - \varepsilon}{\varepsilon + n_1 - 1}. \quad (61)$$

Then,  $g_{\varepsilon,i}$  and its derivative are given by

$$g_{\varepsilon,i} = p \cdot \frac{p}{1-p} \cdot \frac{p}{1-2p} \cdots \frac{p}{1-(n_{1K}-2)p} \cdot (n_{1K}-1)! \cdot \frac{1}{\binom{n_2}{n_{2K}}} \quad (62)$$

$$= \frac{p^{(n_{1K}-1)}}{\prod_{r=1}^{n_{1K}-2} 1-rp} \cdot (n_{1K}-1)! \cdot \frac{1}{\binom{n_2}{n_{2K}}}, \quad (63)$$

$$g_{\varepsilon,i} \Big|_{\varepsilon=0} = \frac{\partial g_{\varepsilon,i}}{\partial p} \frac{\partial p}{\partial \varepsilon} \Big|_{\varepsilon=0} \quad (64)$$

$$= \frac{\partial g_{\varepsilon,i}}{\partial p} \Big|_{p=\frac{1}{n_1-1}} \cdot \frac{-n_1}{(n_1-1)^2} \cdot (n_{1K}-1)! \cdot \frac{1}{\binom{n_2}{n_{2K}}} \quad (65)$$

$$= \frac{1}{\binom{n_2}{n_{2K}}} A. \quad (66)$$

It should be obvious that the value  $g_{\varepsilon,i}(0) = \frac{1}{\binom{n_2}{n_{2K}}} \cdot \frac{1}{\binom{n_1-1}{n_{1K}-1}}$ .

When the  $i^{\text{th}}$  observation included in the testing fold this means that in addition to this  $i^{\text{th}}$  observation, we withdraw  $n_{1K}-2$  observations. There are  $n_{1K}-1$  permutations depending on in which  $n_{1K}-1$  position the observation  $i$  will appear. If it appears in the  $r^{\text{th}}$  position then  $g_{\varepsilon,i}$  will be equal to the summation over these  $n_{1K}-1$  permutations giving

$$g_{\varepsilon,i} = \frac{1}{\binom{n_2}{n_{2K}}} \cdot P^{(n_1-2)} \times \sum_{r=1}^{n_{1K}-1} \frac{p}{1} \cdot \frac{p}{1-p} \cdots \frac{p}{1-(r-2)p} \cdot \frac{p_i}{1-(r-1)p} \cdot \frac{p}{1-((r-1)p+p_i)} \cdots \frac{p}{1-((n_{1K}-3)p+p_i)} \quad (67)$$

$$= \frac{p^{(n_{1K}-2)} p_i \binom{n_1-2}{n_{1K}-2} (n_{1K}-2)!}{\binom{n_2}{n_{2K}}} \sum_{r=1}^{n_{1K}-1} \frac{1}{\prod_{j=1}^r (1-(j-1)p) \prod_{j=r+1}^{n_{1K}-1} (1-(j-2)p-p_i)}, \quad (68)$$

$$g_{\varepsilon,i} = \frac{1}{\binom{n_2}{n_{2K}}} B. \quad (69)$$

The factorial terms account for the permutations of the observations before and after the appearance of  $i$ . Combining the above equations leads to

$$g_{\varepsilon,i} = \frac{1}{\binom{n_2}{n_{2K}}} (1 - \delta_{ij_1}) (A(1 - I_i) + B I_i), \quad (70)$$

where  $I_i$  indicates whether  $i$  is included in the testing set or not.

## References

- Bengio, Y., Grandvalet, Y., 2004. No Unbiased Estimator of the Variance of K-Fold Cross-Validation. *J. Mach. Learn. Res.* 5, 1089–1105.
- Efron, B., Tibshirani, R., 1997. Improvements on Cross-Validation: the .632+ Bootstrap Method. *Journal of the American Statistical Association* 92, 548–560.
- Hampel, F.R., 1974. The Influence Curve and Its Role in Robust Estimation. *Journal of the American Statistical Association* 69, 383–393.
- Hampel, F.R., 1986. *Robust statistics : the approach based on influence functions*. Wiley, New York.
- Hastie, T., Tibshirani, R., Friedman, J.H., 2001. *The elements of statistical learning : data mining, inference, and prediction*. Springer, New York.
- Huber, P.J., 2004. *Robust statistics*. Wiley-Interscience, Hoboken, N.J.
- Randles, R.H., Wolfe, D.A., 1979. *Introduction to the theory of nonparametric statistics*. Wiley, New York.
- Yousef, W.A., 2013. Assessing Classifiers in Terms of the Partial Area Under the Roc curve. *Computational Statistics & Data Analysis* 64, 51–70. URL: <https://doi.org/10.1016/j.csda.2013.02.032>.
- Yousef, W.A., 2019a. AUC: nonparametric estimators and their smoothness. *arXiv preprint arXiv:1907.12851*.
- Yousef, W.A., 2019b. A leisurely look at versions and variants of the cross validation estimator. *arXiv preprint arXiv:1907.13413*.
- Yousef, W.A., Chen, W., 2009. Estimating Cross-Validation Variability, in: *Proceedings of the 2009 Joint Statistical Meeting, Section on Statistics in Epidemiology*, pp. 3318–3326.
- Yousef, W.A., Kundu, S., Wagner, R.F., 2009. Nonparametric Estimation of the Threshold At an Operating Point on the {ROC} curve. *Computational Statistics & Data Analysis* 53, 4370–4383.
- Yousef, W.A., Wagner, R.F., Loew, M.H., 2004. Comparison of Non-Parametric Methods for Assessing Classifier Performance in Terms of {ROC} Parameters, in: *Applied Imagery Pattern Recognition Workshop, 2004. Proceedings. 33rd; IEEE Computer Society*, pp. 190–195.
- Yousef, W.A., Wagner, R.F., Loew, M.H., 2005. Estimating the Uncertainty in the Estimated Mean Area Under the {ROC} Curve of a Classifier. *Pattern Recognition Letters* 26, 2600–2610.
- Yousef, W.A., Wagner, R.F., Loew, M.H., 2006. Assessing Classifiers From Two Independent Data Sets Using {ROC} Analysis: a Nonparametric Approach. *Pattern Analysis and Machine Intelligence, IEEE Transactions on* 28, 1809–1817.