

Maximum likelihood estimation of power-law degree distributions using friendship paradox based sampling*

Buddhika Nettasinghe^{1,†} and Vikram Krishnamurthy^{1,‡}

¹*School of Electrical and Computer Engineering, Cornell University, Ithaca, NY 14853*

(Dated: November 5, 2021)

This paper considers the problem of estimating a power-law degree distribution of an undirected network. Even though power-law degree distributions are ubiquitous in nature, the widely used parametric methods for estimating them (e.g. linear regression on double-logarithmic axes, maximum likelihood estimation with uniformly sampled nodes) suffer from the large variance introduced by the lack of data-points from the tail portion of the power-law degree distribution. As a solution, we present a novel maximum likelihood estimation approach that exploits the *friendship paradox* to sample more efficiently from the tail of the degree distribution. We analytically show that the proposed method results in a smaller bias, variance and a Cramér-Rao lower bound compared to the maximum-likelihood estimate obtained with uniformly sampled nodes (which is the most commonly used method in literature). Detailed simulation results are presented to illustrate the performance of the proposed method under different conditions and how it compares with alternative methods.

I. INTRODUCTION

Many real-world networks such as social networks [1, 2], internet [3], world-wide web [4] power-grids [5], and biological networks [6, 7] have power-law degree distributions i.e. probability $p(k)$ that a uniformly sampled node has k neighbors is proportional to $k^{-\alpha}$ for a fixed value of the power-law exponent $\alpha > 0$. A key reason for this ubiquity is that power-law distributions arise naturally from simple and intuitive generative processes such as preferential attachment [8–11]. Hence, estimating the power-law exponent α is a key step in the study of networks and related topics such as epidemic spreading on networks [12, 13] and network stability [14]. This problem is defined formally as follows:

Problem Definition (Estimating the exponent of a power-law degree distribution). *Consider an undirected network $G = (V, E)$ with a power-law degree distribution*

$$p(k) \propto k^{-\alpha}, \quad k \geq k_{\min} \quad (1)$$

where the power-law exponent $\alpha > 0$ is unknown. Assume $k_{\min} > 0$ is the known minimum degree. Estimate the power-law exponent α using the degrees of n nodes independently sampled from the network G .

The main results of this paper are:

1. A maximum likelihood estimation method that exploits the concept of *friendship paradox* for sampling nodes according to a non-uniform distribution.
2. Expressions for bias, variance and Cramér-Rao lower bounds of the proposed estimation method and their comparison with the alternative methods.

3. Numerical results that illustrate the better performance (in terms of the mean-squared error) of the proposed method compared to alternative methods under different conditions.

Organization: Sec. I A reviews the friendship paradox and Sec. I B discusses related literature. Sec. II presents our main idea of maximum likelihood estimation method that exploits friendship paradox based sampling. Sec. III presents the statistical analysis of the proposed estimate and compares it with widely used alternative methods. Lastly, Sec. IV presents detailed numerical results that support and complement the statistical analysis. Further, how the main results apply to other types of degree distributions is discussed in the appendix.

A. Friendship Paradox

The “Friendship paradox” is a form of network observation bias first presented in [15] by Scott L. Feld in 1991. The friendship paradox states, “*on average, the number of friends of a random friend is always greater than the number of friends of a random individual*”. Formally:

Theorem 1. (Friendship Paradox [15]) *Consider an undirected graph $G = (V, E)$. Let X be a node sampled uniformly from V and, Y be a uniformly sampled end-node from a uniformly sampled edge $e \in E$. Then,*

$$\mathbb{E}\{d(Y)\} \geq \mathbb{E}\{d(X)\}, \quad (2)$$

where, $d(X)$ and $d(Y)$ denote the degrees of X and Y , respectively.

In Theorem 1, the random variable Y depicts a *random friend* (or a random neighbor) since it is obtained by sampling a pair of friends (i.e. an edge from the graph) uniformly and then choosing one of them via an unbiased coin flip. Equivalently, a random friend Y is a node sampled from V with a probability proportional to its degree.

* This research was funded by the Army Research Office grant W911NF-19-1-0365

† dwn26@cornell.edu

‡ vikramk@cornell.edu

Further, the degree distribution q of a random friend Y is given by

$$q(k) \propto kp(k), \quad (3)$$

where, p is the degree distribution defined in Eq. (1). Eq. (3) follows from the fact that each degree k node appears as a friend of k other individuals. Note from Eq. (3) that degree distribution q of random friend Y is a right-skewed version of the degree distribution p and thus resulting in the friendship paradox in Theorem 1.

The intuition behind Theorem 1 is as follows. Individuals with large numbers of friends (high degree) appear as the friends of a large number of individuals. Hence, such popular individuals can contribute to an increase in the average number of friends of friends. On the other hand, individuals with smaller numbers of friends appear as friends of a smaller number of individuals. Hence, they cannot cause a significant change in the average number of friends of friends. This asymmetric contribution of high and low degree individuals to the average number of friends of friends causes the friendship paradox. Further, [16] shows that the original version of the friendship paradox (Theorem 1) is a consequence of the monotone likelihood ratio stochastic ordering between random variables $d(Y)$ and $d(X)$.

B. Motivation and Related Work

a. Alternative methods: Widely used methods for estimating the power-law exponent α include:

1. *Linear regression:* Using the empirical degree distribution \hat{p} on double-logarithmic axes (i.e. $\ln \hat{p}(k)$ against $\ln k$), fit a straight line (using linear least squares) whose slope is the estimate of α . This method is based on the fact that $\ln p(k)$ varies linearly with $\ln(k)$ with a slope of $-\alpha$ according to Eq. (1).
2. *Maximum likelihood estimation with uniformly sampled nodes:* Sample a set of nodes X_1, X_2, \dots, X_n independently and uniformly and, compute $\hat{\alpha}_{\text{vanilla}}$ which maximizes the likelihood of observing the degree sequence $d(X_1), d(X_2), \dots, d(X_n)$.

Previous works [17, 18] show that linear regression (as well as its variants) for estimating the power-law exponent α yields inaccurate results (compared to maximum likelihood estimation method) due to two main reasons. First, the lack of data points from the tail of the power-law degree distribution p (to construct the empirical degree distribution \hat{p}) systematically underestimates the power-law exponent α . Second, the log-log transformation of the empirical degree distribution violates several assumptions (such as constant variance across all data points and zero-mean Gaussian noise) that are required to make the least squares estimate unbiased and statistically efficient (see [19] for a detailed survey of these systematic inaccuracies in using linear regression method to

estimate α). Therefore, the linear regression method for estimating power-laws is not well-justified from a statistical point of view. Maximum likelihood estimation with uniformly sampled nodes is a more principled approach which has been shown to achieve a better accuracy compared to the linear regression method in estimating the power-law exponent α [19]. Maximum likelihood estimates also possess several appealing statistical properties including consistency, asymptotic unbiasedness and asymptotic efficiency. Hence, maximum likelihood estimation with uniformly sampled nodes is currently regarded as the state of the art method for estimating the power-law degree distributions.

b. Use of friendship paradox in estimation problems:

The friendship paradox has been used in several applications related to networks under the broad theme “*how network biases can be exploited effectively in estimation problems?*”. For example, [20, 21] show how the friendship paradox can be used for quickly detecting a disease outbreak, [22] proposes polling algorithms that exploit the friendship paradox for efficiently estimating the fraction of individuals with a certain attribute (e.g. intending to vote for a certain political party) on an undirected social network. Apart from these, [23–33] also explore further effects and generalizations of friendship paradox.

More closely related to our work, [34] presents a method named *tail-scope* which utilizes the friendship paradox for non-parametric estimation of heavy-tailed degree distributions. Tail-scope first obtains an empirical estimate \hat{q} of the neighbor degree distribution q (defined in Eq. (3)) by sampling random neighbors (denoted by random variable Y in Theorem 1). Then, following Eq. (3), empirical neighbor degree distribution $\hat{q}(k)$ scaled by k is used as the estimate of the degree distribution $p(k)$ i.e.

$$\hat{p}_{\text{tail-scope}}(k) \propto \frac{\hat{q}(k)}{k}. \quad (4)$$

The rationale behind tail-scope is that the empirical neighbor degree distribution \hat{q} will include more high degree nodes (due to the friendship paradox) and hence, the scaled estimate $\hat{p}_{\text{tail-scope}}$ will capture the tail of the degree distribution better compared to the empirical degree distribution \hat{p} (which is obtained with uniformly sampled nodes). While the method we propose is motivated by tail-scope, there are several key differences between tail-scope method and our method. Firstly, the proposed method is a parametric method that makes use of the specific power-law form in Eq. (1) whereas tail-scope is a non-parametric method for general heavy-tailed degree distributions. Secondly, the method we propose possesses desirable statistical properties including strong consistency, asymptotic unbiasedness and asymptotic statistical efficiency whereas such analytical guarantees are not available for tail-scope method.

Remark 1. The problem of constructing a statistical decision test as to whether the underlying network has

a power-law degree distribution is not considered in this paper. Instead, assuming that the true degree distribution is a power-law, this paper proposes a statistically efficient method to estimate the power-law exponent.

Summary of motivation and related work: It has been shown in the literature that maximum likelihood methods are more suitable for estimating power-law degree distributions of the form in Eq. (1) compared to alternative methods [17–19]. Further, exploiting the friendship paradox (Theorem 1) has shown to be effective in empirical estimation of heavy-tailed degree distributions by including more high degree nodes into the sample [34]. Motivated by these findings, this paper combines maximum likelihood estimation with friendship paradox based sampling in a principled manner to obtain an asymptotically unbiased, strongly consistent and statistically efficient estimate that outperforms the state of the art.

II. MAXIMUM LIKELIHOOD ESTIMATION OF POWER-LAW EXPONENT

This section introduces two different network sampling methods (uniform sampling and friendship paradox based sampling); we then compare the maximum likelihood estimates of the power-law exponent α for these two sampling methods. The statistical analysis of the maximum likelihood estimates (MLEs) for the two sampling methods illustrates how the MLE obtained with friendship paradox based sampling (proposed method - henceforth referred to as *friendship paradox based MLE*) outperforms the MLE obtained with uniform sampling (classically used method - henceforth referred to as *vanilla MLE*).

We first state the key assumptions used in deriving and analyzing the MLEs.

Assumption 1. *Power law distribution p is continuous in k and is of the form,*

$$p(k) = \frac{\alpha - 1}{k_{\min}} \left(\frac{k}{k_{\min}} \right)^{-\alpha}, \quad k \geq k_{\min} \quad (5)$$

where, k_{\min} is the minimum degree.

Assumption 2. *The power-law exponent α is greater than 2 i.e. $\alpha > 2$.*

Assumption 1 allows us to derive closed-form expressions for MLEs for the power-law exponent α . A similar assumption has been used in [34] that deals with estimating heavy-tailed degree distributions. Further, Assumption 1 is naturally applicable for weighted networks where the weighted degree (also called node strength) follows a continuous power-law distribution [35, 36]. For discrete power-law distributions, MLEs are not available in closed-form [19].

All moments $m \geq \alpha - 1$ diverge for the power-law distribution given in Eq. (5). Hence, both mean and

variance diverge when $\alpha \leq 2$ and variance diverge (and mean is finite) when $2 < \alpha \leq 3$. Therefore, Assumption 2 ensures that the degree distribution p in Eq. (5) has a finite mean which is necessary for the derivation of the proposed friendship paradox based MLE in Sec. II B.

A. Vanilla MLE with uniform sampling

In the classical maximum likelihood estimation method [17], n number nodes X_1, X_2, \dots, X_n are independently and uniformly sampled from the network. Then, the likelihood of observing the degree sequence $d(X_1), d(X_2), \dots, d(X_n)$ is,

$$\mathbb{P}\{d(X_1), \dots, d(X_n) | \alpha\} = \prod_{i=1}^n \frac{\alpha - 1}{k_{\min}} \left(\frac{d(X_i)}{k_{\min}} \right)^{-\alpha}$$

following Eq. (5). Therefore, the log-likelihood for the vanilla method is,

$$\begin{aligned} \mathcal{L}_{\text{vanilla}}(\alpha) &= \ln \mathbb{P}\{d(X_1), d(X_2), \dots, d(X_n) | \alpha\} \\ &= n \ln(\alpha - 1) - n \ln(k_{\min}) - \alpha \sum_{i=1}^n \ln \left(\frac{d(X_i)}{k_{\min}} \right). \end{aligned} \quad (6)$$

Then, by solving $\frac{\partial \mathcal{L}_{\text{vanilla}}}{\partial \alpha} = 0$, we get the vanilla MLE of the power-law exponent α as,

$$\hat{\alpha}_{\text{vanilla}} = \frac{n}{\sum_{i=1}^n \ln \left(\frac{d(X_i)}{k_{\min}} \right)} + 1. \quad (7)$$

Next, we present a maximum likelihood estimator that exploits the friendship paradox.

B. MLE with friendship paradox based sampling

a. Neighbor Degree Distribution: Recall from Sec. I A that Y denotes a random neighbor i.e. uniformly sampled end-node of a uniformly sampled edge. The neighbor degree distribution $q(k)$ is proportional to $kp(k)$ as stated in Eq. (3). Hence, the normalizing constant C_q of the neighbor degree distribution q can be derived as,

$$\begin{aligned} C_q &= \int_{k_{\min}}^{\infty} kp(k) dk \\ &= \int_{k_{\min}}^{\infty} k \frac{\alpha - 1}{k_{\min}} \left(\frac{k}{k_{\min}} \right)^{-\alpha} dk \\ &= \frac{\alpha - 1}{\alpha - 2} k_{\min} \end{aligned} \quad (8)$$

where $p(k)$ is the power-law degree distribution defined in Eq. (5). Note that the normalizing constant of the distribution q is equal to the first moment (i.e. mean) of the power-law degree distribution p (defined in Eq. (5))

and, is guaranteed to exist by Assumption 2. Then, it follows that,

$$\begin{aligned} q(k) &= \frac{1}{C_q} k p(k) \\ &= \frac{\alpha - 2}{k_{\min}} \left(\frac{k}{k_{\min}} \right)^{-(\alpha-1)}, \quad k \geq k_{\min}. \end{aligned} \quad (9)$$

b. Friendship Paradox based MLE: The friendship paradox based maximum likelihood estimator begins with sampling n number of random neighbors Y_1, Y_2, \dots, Y_n from the network independently. Then, the likelihood of observing the neighbor degree sequence $d(Y_1), d(Y_2), \dots, d(Y_n)$ can be written using the neighbor degree distribution in Eq. (9) as,

$$\mathbb{P}\{d(Y_1), \dots, d(Y_n) | \alpha\} = \prod_{i=1}^n \frac{\alpha - 2}{k_{\min}} \left(\frac{d(Y_i)}{k_{\min}} \right)^{-(\alpha-1)}.$$

Therefore, the log-likelihood for the friendship paradox based sampling method is,

$$\begin{aligned} \mathcal{L}_{\text{FP}}(\alpha) &= \ln \mathbb{P}\{d(Y_1), d(Y_2), \dots, d(Y_n) | \alpha\} \\ &= n \ln(\alpha - 2) - n \ln(k_{\min}) - (\alpha - 1) \sum_{i=1}^n \ln \left(\frac{d(Y_i)}{k_{\min}} \right). \end{aligned} \quad (10)$$

Then, by solving $\frac{\partial \mathcal{L}_{\text{FP}}}{\partial \alpha} = 0$, we get the friendship paradox based MLE of the power-law exponent α as,

$$\hat{\alpha}_{\text{FP}} = \frac{n}{\sum_{i=1}^n \ln \left(\frac{d(Y_i)}{k_{\min}} \right)} + 2. \quad (11)$$

Remark 2. Recall again (from Sec. I A) that a random neighbor Y is a uniformly sampled end node of a uniformly sampled edge $e \in E$. In applications such as on-line social networks, uniform link sampling (and therefore, sampling random neighbors) is possible since each edge has a unique integer ID assigned from a specific range of integers [37]. In applications where sampling uniform edges is not possible (e.g. unknown network, lack of edge IDs), one possible method to sample random neighbors (to implement the friendship paradox based MLE in Eq. (11)) is by using random walks. Assuming the underlying network $G = (V, E)$ is a connected, non-bipartite graph, the stationary distribution of a random walk on G samples each node $v \in V$ with a probability proportional to the degree $d(v)$ of node v (page 298, [38]). In other words, the stationary distribution of a random walk on a connected, non-bipartite graph samples random neighbors. Hence, a node sampled from a sufficiently long random walk has approximately the same distribution as a random neighbor Y .

III. STATISTICAL ANALYSIS OF THE ESTIMATES

This section presents the statistical analysis of the two estimates: vanilla MLE $\hat{\alpha}_{\text{vanilla}}$ in Eq. (7) (which uses uniform sampling of nodes) and the friendship paradox based MLE $\hat{\alpha}_{\text{FP}}$ in Eq. (11) (which samples nodes non-uniformly according to the friendship paradox). The statistical analysis below shows that the proposed friendship paradox based MLE $\hat{\alpha}_{\text{FP}}$ outperforms the widely used vanilla MLE $\hat{\alpha}_{\text{vanilla}}$ in terms of bias, variance and Cramér-Rao Lower Bound.

a. Comparison of bias and variance of MLEs for finite sample size: The following result from [39] (also discussed in [19] in a broader context) characterizes the bias and variance of the vanilla MLE $\hat{\alpha}_{\text{vanilla}}$ under finite sample sizes $n < \infty$.

Theorem 2 (Bias and variance of the vanilla MLE [19, 39]). *The bias and variance of the vanilla MLE $\hat{\alpha}_{\text{vanilla}}$ in Eq. (7) for sample size n are given by,*

$$\begin{aligned} \text{Bias}\{\hat{\alpha}_{\text{vanilla}}\} &= \frac{\alpha - 1}{n - 1}, \quad \text{for } n > 1 \\ \text{Var}\{\hat{\alpha}_{\text{vanilla}}\} &= \frac{n^2(\alpha - 1)^2}{(n - 1)^2(n - 2)}, \quad \text{for } n > 2. \end{aligned} \quad (12)$$

The bias and variance of the proposed friendship paradox based MLE $\hat{\alpha}_{\text{FP}}$ under a finite sample size $n < \infty$ are characterized in the following result allowing it to be compared with the vanilla MLE $\hat{\alpha}_{\text{vanilla}}$.

Theorem 3 (Bias and variance of the friendship paradox based MLE). *The bias and variance of the friendship paradox based MLE $\hat{\alpha}_{\text{FP}}$ in Eq. (11) for sample size n are given by,*

$$\begin{aligned} \text{Bias}\{\hat{\alpha}_{\text{FP}}\} &= \frac{\alpha - 2}{n - 1}, \quad \text{for } n > 1 \\ \text{Var}\{\hat{\alpha}_{\text{FP}}\} &= \frac{n^2(\alpha - 2)^2}{(n - 1)^2(n - 2)}, \quad \text{for } n > 2. \end{aligned} \quad (13)$$

Proof. See Appendix A. \square

The following immediate consequence of Theorem 2 and Theorem 3 shows that the proposed friendship paradox based MLE $\hat{\alpha}_{\text{FP}}$ outperforms vanilla MLE $\hat{\alpha}_{\text{vanilla}}$ for any finite sample size n .

Corollary 4. *The bias and variance of the vanilla MLE $\hat{\alpha}_{\text{vanilla}}$ defined in Eq. (7) and the friendship paradox based MLE $\hat{\alpha}_{\text{FP}}$ defined in Eq. (11) satisfy,*

$$\begin{aligned} \text{Bias}\{\hat{\alpha}_{\text{FP}}\} &< \text{Bias}\{\hat{\alpha}_{\text{vanilla}}\}, \quad \text{for } n > 1 \\ \text{Var}\{\hat{\alpha}_{\text{FP}}\} &< \text{Var}\{\hat{\alpha}_{\text{vanilla}}\}, \quad \text{for } n > 2. \end{aligned} \quad (14)$$

Having established that the proposed friendship paradox based MLE $\hat{\alpha}_{\text{FP}}$ outperforms the vanilla MLE $\hat{\alpha}_{\text{vanilla}}$ for all sample sizes $n < \infty$, we now turn to the case where the sample size n tends to infinity.

b. *Comparison of the asymptotic properties of the MLEs:* Based on Eq. (12), Eq. (13) and the strong law of large numbers, we have the following result:

Theorem 5 (Asymptotic unbiasedness and strong consistency of MLEs). *The vanilla MLE $\hat{\alpha}_{\text{vanilla}}$ (defined in Eq. (7)) and friendship paradox based MLE $\hat{\alpha}_{\text{FP}}$ (defined in Eq. (11)) are asymptotically unbiased and strongly consistent i.e. converges to the true power-law exponent α with probability 1 as the sample size n tends to infinity.*

Proof. The asymptotic unbiasedness and strong consistency of the vanilla MLE $\hat{\alpha}_{\text{vanilla}}$ has been established in [39]. See Appendix B for the proof of strong consistency of the proposed friendship paradox based MLE $\hat{\alpha}_{\text{FP}}$. \square

Hence, in order to analytically compare the two MLEs in the asymptotic regime, we use the Cramér-Rao Lower Bound (CRLB). For a scalar random variable (which is the case we deal with), CRLB simplifies to the reciprocal of the Fisher Information [40]. The significance of the CRLB is that the variance of any (scalar) unbiased estimate (or asymptotically unbiased estimate) is bounded below by the CRLB i.e. CRLB is the smallest variance achievable by any unbiased estimate. The following result characterizes the two Cramér-Rao Lower Bounds, $\text{CRLB}_{\text{vanilla}}$ and CRLB_{FP} , of the two estimates $\hat{\alpha}_{\text{vanilla}}$ and $\hat{\alpha}_{\text{FP}}$.

Theorem 6. *The Cramér-Rao Lower Bounds of the vanilla MLE $\hat{\alpha}_{\text{vanilla}}$ in Eq. (7) and the friendship paradox based MLE $\hat{\alpha}_{\text{FP}}$ in Eq. (11) are given by,*

$$\text{CRLB}_{\text{vanilla}}(\alpha) = \frac{(\alpha - 1)^2}{n} \quad \text{CRLB}_{\text{FP}}(\alpha) = \frac{(\alpha - 2)^2}{n}. \quad (15)$$

Proof. See Appendix C. \square

Since maximum likelihood estimates are asymptotically normal and efficient (achieves the CRLB), it follows that,

$$\begin{aligned} \sqrt{n}(\hat{\alpha}_{\text{vanilla}} - \alpha) &\xrightarrow{d} \mathcal{N}(0, (\alpha - 1)^2) \\ \sqrt{n}(\hat{\alpha}_{\text{FP}} - \alpha) &\xrightarrow{d} \mathcal{N}(0, (\alpha - 2)^2). \end{aligned} \quad (16)$$

Hence, it can be seen that the asymptotic variance of $\sqrt{n}(\hat{\alpha}_{\text{FP}} - \alpha)$ is smaller than that of $\sqrt{n}(\hat{\alpha}_{\text{vanilla}} - \alpha)$ implying that the proposed friendship paradox based MLE $\hat{\alpha}_{\text{FP}}$ outperforms the vanilla MLE $\hat{\alpha}_{\text{vanilla}}$ for large samples sizes.

Remark 3 (Exponential degree distributions). Apart from power-law degree distribution, several real world networks (e.g. Worldwide Marine Transportation Network [41]) have exponential degree distributions i.e. probability $p_{\text{exp}}(k)$ that a uniformly sampled node has k neighbors is proportional to $e^{-\lambda k}$ where λ is the fixed rate parameter [42]. The results in Sec. II and

Sec. III also apply to the case where the underlying network has an exponential degree distribution as shown in Appendix D.

Summary of Statistical Analysis: The statistical analysis motivates the use of the proposed friendship paradox based MLE $\hat{\alpha}_{\text{FP}}$ (defined in Eq. (11)) in place of the widely used vanilla MLE $\hat{\alpha}_{\text{vanilla}}$ (defined in Eq. (7)) for estimating power-law degree distributions. Theorems 2, 3 characterizes the bias and variance of the $\hat{\alpha}_{\text{vanilla}}$, $\hat{\alpha}_{\text{FP}}$ and, Corollary 4 concludes that the proposed method has a smaller bias and a smaller variance under finite sample size $n < \infty$. Then, Theorem 6 gives the Cramér-Rao bounds for the two estimates $\hat{\alpha}_{\text{vanilla}}$, $\hat{\alpha}_{\text{FP}}$ to show that the proposed MLE $\hat{\alpha}_{\text{FP}}$ outperforms the vanilla MLE $\hat{\alpha}_{\text{vanilla}}$ in the asymptotic regime and, possesses properties such as asymptotic unbiasedness, consistency and asymptotic normality. Thus, the statistical analysis concludes that the proposed friendship paradox based MLE $\hat{\alpha}_{\text{FP}}$ outperforms the widely used vanilla MLE $\hat{\alpha}_{\text{vanilla}}$ in both finite and asymptotic regimes.

IV. NUMERICAL RESULTS

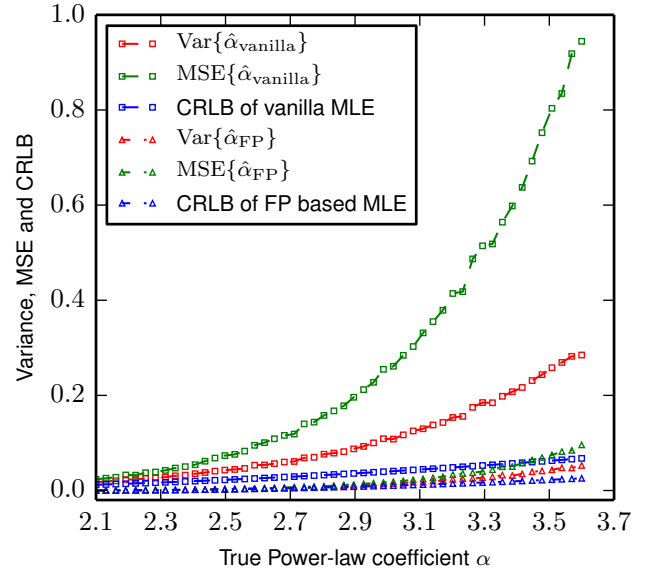


FIG. 1. Empirical variance, empirical mean-squared error (MSE) and Cramér-Rao lower bound (CRLB) of the vanilla maximum likelihood estimate (MLE) $\hat{\alpha}_{\text{vanilla}}$ and the friendship paradox based MLE $\hat{\alpha}_{\text{FP}}$ with the true power-law exponent α for sample size $n = 100$. The synthetic data was generated using the configuration model (see text). The plot shows that the proposed friendship paradox based MLE $\hat{\alpha}_{\text{FP}}$ outperforms the vanilla MLE $\hat{\alpha}_{\text{vanilla}}$ in terms of bias (deviation of MSE from variance), variance, MSE and statistical efficiency.

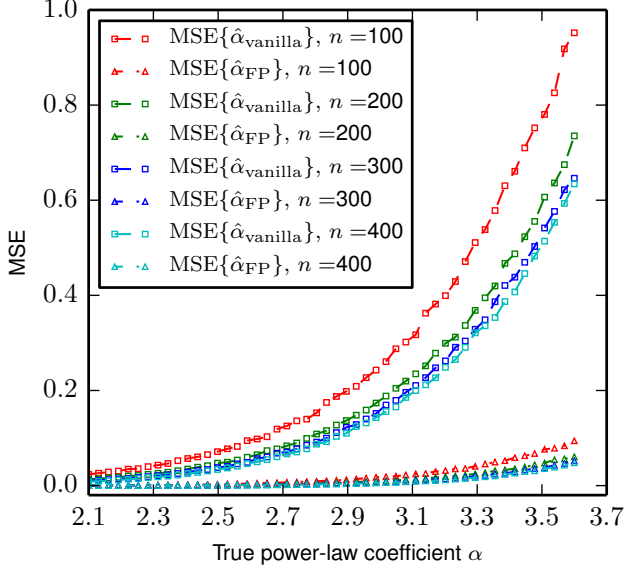


FIG. 2. Empirical mean squared error (MSE) of the vanilla maximum likelihood estimate (MLE) $\hat{\alpha}_{\text{vanilla}}$ and the friendship paradox based MLE $\hat{\alpha}_{\text{FP}}$ for different values of the sample size n . The figure shows that the reduced MSE of the proposed friendship paradox based MLE $\hat{\alpha}_{\text{FP}}$ compared to the vanilla MLE $\hat{\alpha}_{\text{vanilla}}$ holds for several sample sizes n (recall Fig. 1 was for $n = 100$).

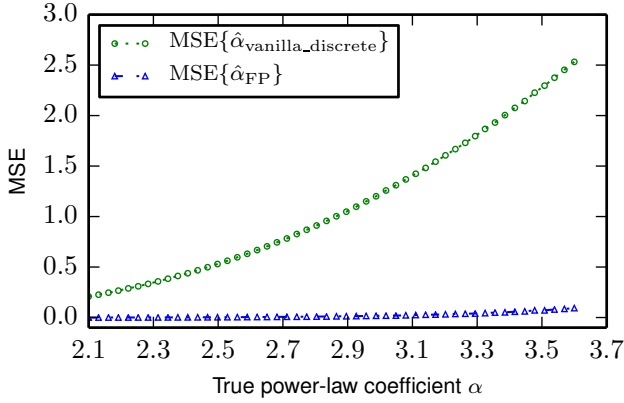


FIG. 3. Mean-squared error (MSE) of the proposed friendship paradox based maximum likelihood estimate (MLE) $\hat{\alpha}_{\text{FP}}$ and the heuristic estimate $\hat{\alpha}_{\text{vanilla_discrete}}$ in Eq. (17). This plot indicates that the proposed friendship paradox based MLE $\hat{\alpha}_{\text{FP}}$ is more accurate compared to estimation methods that take discrete nature of the degree distribution into account but do not exploit friendship paradox.

This section presents numerical examples that complement the statistical analysis in Sec. III. We:

- i. compare the friendship paradox based MLE with the vanilla MLE in terms of empirical mean-squared error
- ii. numerically evaluate the effect of the sample size n

- on the performance of the proposed estimate
- iii. assess the reasonability of Assumption 1 made in deriving the proposed friendship paradox based MLE.

Simulation Setup: The configuration model [43] was used to generate networks with power-law degree distributions with a specified power-law exponent α . The configuration model generates k half-edges for each of the nodes where k is obtained by rounding the realizations sampled from power-law distribution p defined in Eq. (5) to the nearest integer. Then, each half-edge is connected to another randomly selected half-edge yielding a power-law degree distribution. Further, we assume that the minimum degree k_{\min} is 1 as is common in the models of real-world networks. The bias, variance and MSE of the estimates are empirically estimated using Monte-Carlo simulation over 5000 independent iterations.

a. Comparison of mean-squared error: Fig. 1 shows the empirical variance, MSE and the CRLBs of the two estimates $\hat{\alpha}_{\text{vanilla}}$, $\hat{\alpha}_{\text{FP}}$ for a sample size $n = 100$. Several important observations that complement the statistical analysis can be drawn from Fig. 1.

Firstly, the MSE of the proposed estimate $\hat{\alpha}_{\text{FP}}$ is at least an order of magnitude smaller than that of the widely used vanilla MLE $\hat{\alpha}_{\text{vanilla}}$ suggesting the overall better performance of the proposed method compared to the vanilla method. This performance gap increases to several orders of magnitude for smaller power-law exponent values i.e. $\alpha \approx 2$.

Secondly, note that both empirical variance and empirical bias (deviation of the empirical MSE from the empirical variance) is smaller for the proposed estimate $\hat{\alpha}_{\text{FP}}$ compared to the vanilla estimate $\hat{\alpha}_{\text{vanilla}}$. This result is consistent with Corollary 4 and verifies the better performance of the proposed friendship paradox based MLE $\hat{\alpha}_{\text{FP}}$ compared to the vanilla MLE $\hat{\alpha}_{\text{vanilla}}$ under a finite sample setting.

Thirdly, it can be observed that the deviation of the MSE of the proposed estimate $\hat{\alpha}_{\text{FP}}$ from its CRLB is smaller compared to that of the vanilla MLE $\hat{\alpha}_{\text{vanilla}}$. This indicates that the statistical efficiency of the estimate $\hat{\alpha}_{\text{FP}}$ is better compared to that of the estimate $\hat{\alpha}_{\text{vanilla}}$ i.e. MSE of $\hat{\alpha}_{\text{FP}}$ is more closer to the best achievable MSE compared to $\hat{\alpha}_{\text{vanilla}}$.

b. Effect of the sample size n : Fig. 2 illustrates the MSE of the two estimates $\hat{\alpha}_{\text{FP}}$, $\hat{\alpha}_{\text{vanilla}}$ under different values of the sample sizes n to empirically understand effect of sample size n on the accuracy. Note that the proposed friendship paradox based MLE $\hat{\alpha}_{\text{FP}}$ has a smaller MSE compared to the vanilla MLE $\hat{\alpha}_{\text{vanilla}}$ for all considered sample sizes n . Thus, Fig. 2 indicates that the conclusions drawn from Fig. 1 regarding the better performance of $\hat{\alpha}_{\text{FP}}$ (compared to $\hat{\alpha}_{\text{vanilla}}$) for $n = 100$ hold for other sample sizes as well.

c. Assessing the effect of Assumption 1 on accuracy: Recall that the derivation and analysis of the friendship paradox based MLE $\hat{\alpha}_{\text{FP}}$ assumed (Assumption 1) conti-

nity of the power-law distribution (with respect to the degree k) in Eq. (5) in order to obtain closed form expressions amenable to statistical analysis. We now compare the proposed estimate $\hat{\alpha}_{\text{FP}}$ with the heuristic estimate below (where X_i , $i = 1, \dots, n$ are independently and uniformly sampled nodes),

$$\hat{\alpha}_{\text{vanilla_discrete}} = \frac{n}{\sum_{i=1}^n \ln\left(\frac{d(X_i)}{k_{\min} - \frac{1}{2}}\right)} + 1 \quad (17)$$

presented in [19] that takes the discrete nature of the degree distribution into account but, does not exploit friendship paradox. In other words, $\hat{\alpha}_{\text{vanilla_discrete}}$ in Eq. (17) is an adaptation of the vanilla MLE $\hat{\alpha}_{\text{vanilla}}$ to a discrete setting.

Fig. 3 shows the MSE of the proposed friendship paradox based MLE $\hat{\alpha}_{\text{vanilla}}$ and the estimate $\hat{\alpha}_{\text{vanilla_discrete}}$ defined in Eq. (17). It can be observed that the proposed friendship paradox based MLE $\hat{\alpha}_{\text{FP}}$ outperforms the estimate $\hat{\alpha}_{\text{vanilla_discrete}}$ which is specific to discrete degree distributions but does not exploit friendship paradox based sampling. Thus, Fig. 3 suggests that Assumption 1 does not invalidate the claim that the proposed friendship paradox based MLE $\hat{\alpha}_{\text{FP}}$ is more accurate compared to the widely used alternative methods that does not exploit friendship paradox.

Summary of Numerical Results: This section presented numerical results that complement and support the statistical analysis (Sec. III) of the estimates. Specifically, it was shown that the empirical MSE of the proposed MLE $\hat{\alpha}_{\text{FP}}$ is at least an order of magnitude smaller compared to the vanilla MLE $\hat{\alpha}_{\text{vanilla}}$ for finite sample sizes $n < \infty$. Further, it was illustrated that the accuracy of the friendship paradox based MLE $\hat{\alpha}_{\text{FP}}$ is more statistically efficient compared to the vanilla MLE $\hat{\alpha}_{\text{vanilla}}$ by comparing the MSE with CRLB. Lastly, the MSE of the estimate $\hat{\alpha}_{\text{FP}}$ was compared with a heuristic estimate $\hat{\alpha}_{\text{vanilla_discrete}}$ that takes the discrete nature of the degree distribution into account but does not exploit the friendship paradox. This comparison indicates that Assumption 1 used in the derivation and analysis of the proposed MLE $\hat{\alpha}_{\text{FP}}$ does not affect the argument that friendship paradox based MLE outperforms alternative methods (that do not exploit friendship paradox) for estimating power-law degree distributions.

V. CONCLUSION AND FUTURE WORK

Conclusion: This paper proposed a maximum likelihood estimation method that exploits *friendship paradox* based sampling of nodes to estimate a power-law degree distribution of a network. Currently used methods (e.g. linear regression, vanilla maximum likelihood estimation with uniformly sampled nodes) can produce unreliable results due to the lack of samples from the tail of the degree distribution. By exploiting the friendship paradox based sampling, the proposed method yields

more samples from the tail of the degree distribution and thus results in improved accuracy. The analytical results show that the proposed method is strongly consistent and has smaller bias, variance and a Cram r-Rao lower bound compared to the widely used vanilla maximum likelihood estimation method (with uniform samples). Numerical results illustrate the validity of the assumptions and the better accuracy of the proposed method (compared to alternative methods) under different settings. Both analytical and numerical results lead to the conclusion that the proposed friendship paradox based maximum likelihood estimation method achieves an improved accuracy compared to the vanilla maximum likelihood estimation method in both finite and asymptotic sample size regimes.

Extensions and Future Work: The conclusion that friendship paradox based maximum likelihood estimation is more accurate in estimating power-law degree distributions compared to alternative methods opens several further research avenues. Firstly, extending the proposed framework to directed networks by exploiting the versions of friendship paradox for directed graphs [23, 27] is of importance due to the power-law behaviour of the in- and out- degree distributions of real world networks [44, 45]. Such extensions to directed networks might also be able to exploit the correlations [46] between in- and out-degrees as well as other correlation structures of node degrees in order to make the estimation more efficient. Secondly, extending the proposed framework to a setting where the aim is to track a time-evolving power-law degree distribution (i.e. the power-law exponent α of the degree distribution evolves over time) is also an interesting future research direction. Bayesian and stochastic approximation methods (such as [47–49]) based on friendship paradox based sampling might be suitable for such contexts. Thirdly, the method we proposed in this paper is based on the original version of the friendship paradox (Theorem 1) for undirected networks. Exploring how recent extensions of the original version (for example, see [27]) can be used in estimating network degree distributions (or other related network parameters) remains an interesting future direction.

ACKNOWLEDGMENTS

This research was supported by the U. S. Army Research Office under grant 12346080, and the National Science Foundation under grant 1714180.

Appendix A: Proof of Theorem 3

Proof of Theorem 3 is inspired by the ideas used in the proof of Theorem 2. Note from the expression for $\hat{\alpha}_{\text{FP}}$ in

Eq. (11) that,

$$\begin{aligned} \text{Bias}\{\hat{\alpha}_{\text{FP}}\} &= \mathbb{E}\{\hat{\alpha}_{\text{FP}}\} - \alpha \\ &= n\mathbb{E}\left\{\frac{1}{\sum_{i=1}^n \ln\left(\frac{d(Y_i)}{k_{\min}}\right)}\right\} + 2 - \alpha \quad \text{and,} \\ \text{Var}\{\hat{\alpha}_{\text{FP}}\} &= n^2 \text{Var}\left\{\frac{1}{\sum_{i=1}^n \ln\left(\frac{d(Y_i)}{k_{\min}}\right)}\right\}. \end{aligned} \quad (\text{A1})$$

It can easily be shown that

$$\mathbb{P}\left\{\ln\left(\frac{d(Y_i)}{k_{\min}}\right) \leq c\right\} = 1 - e^{-c(\alpha-2)} \quad i = 1, \dots, n,$$

and therefore, $\ln\left(\frac{d(Y_i)}{k_{\min}}\right)$ $i = 1, \dots, n$ are independent and identically distributed (iid) exponential random variables with parameter $\alpha - 2$. Since the sum of iid exponential random variables is a Gamma random variable, it follows that

$$\frac{1}{\sum_{i=1}^n \ln\left(\frac{d(Y_i)}{k_{\min}}\right)} \sim \text{Inv-Gamma}(n, \alpha - 2) \quad (\text{A2})$$

where, $\text{Inv-Gamma}(n, \alpha - 2)$ denotes Inverse-Gamma distribution (distribution of the reciprocal of a Gamma distributed random variable) with parameters n and $\alpha - 2$. Eq. (A2) then implies that [50],

$$\begin{aligned} \mathbb{E}\left\{\frac{1}{\sum_{i=1}^n \ln\left(\frac{d(Y_i)}{k_{\min}}\right)}\right\} &= \frac{\alpha - 2}{n - 1}, \quad \text{for } n > 1 \\ \text{Var}\left\{\frac{1}{\sum_{i=1}^n \ln\left(\frac{d(Y_i)}{k_{\min}}\right)}\right\} &= \frac{(\alpha - 2)^2}{(n - 1)^2(n - 2)}, \quad \text{for } n > 2. \end{aligned} \quad (\text{A3})$$

The result follows by substituting Eq. (A3) in the expressions for bias and variance in Eq. (A1).

Appendix B: Proof of Theorem 5

Note from Eq. (12) and Eq. (13) that bias of both vanilla MLE $\hat{\alpha}_{\text{vanilla}}$ and friendship paradox based MLE $\hat{\alpha}_{\text{FP}}$ goes to zero as the sample size n tends to infinity. Hence, both estimates are asymptotically unbiased.

Next, note from Eq. (11) and Eq. (A2) that,

$$\hat{\alpha}_{\text{FP}} = \frac{1}{\bar{G}_n} + 2 \quad (\text{B1})$$

where, \bar{G}_n is the empirical mean of n iid exponential random variables with parameter $\alpha - 2$. Hence, by strong law of large numbers, \bar{G}_n converges almost surely to $1/(\alpha - 2)$. Since the friendship paradox based MLE $\hat{\alpha}_{\text{FP}}$ is a continuous function of \bar{G}_n , $\hat{\alpha}_{\text{FP}}$ converges almost surely to α .

Appendix C: Proof of Theorem 6

By definition [40]

$$\text{CRLB}_{\text{FP}}(\alpha) = -\left[\mathbb{E}\left\{\frac{\partial^2 \mathcal{L}_{\text{FP}}}{\partial^2 \alpha}\right\}\right]^{-1} \quad (\text{C1})$$

where, \mathcal{L}_{FP} is the log-likelihood function for the friendship paradox based sampling defined in Eq. (10). By evaluating Eq. (C1), we get,

$$\text{CRLB}_{\text{FP}}(\alpha) = -\left[\mathbb{E}\left\{-\frac{n}{(\alpha - 2)^2}\right\}\right]^{-1} = \frac{(\alpha - 2)^2}{n}.$$

Following similar steps, we also get,

$$\text{CRLB}_{\text{vanilla}}(\alpha) = -\left[\mathbb{E}\left\{\frac{\partial^2 \mathcal{L}_{\text{vanilla}}}{\partial^2 \alpha}\right\}\right]^{-1} = \frac{(\alpha - 1)^2}{n}.$$

Appendix D: Extension of results to exponential degree distributions

In this section, we briefly explain how the main results of this paper related to power-law degree distributions extend to exponential degree distributions.

Analogous to the power-law case, following assumption is made for the derivation and analysis of the MLEs for exponential degree distributions.

Assumption 3. *The exponential distribution is continuous in k and is of the form,*

$$p_{\text{exp}}(k) = \lambda e^{-\lambda k}, \quad k \geq 0. \quad (\text{D1})$$

1. Maximum Likelihood Estimation of the Exponential Distribution

Vanilla MLE for exponential degree distribution: The vanilla maximum likelihood estimation of the rate parameter λ of the degree distribution (defined in Eq. (D1)) begins by sampling n nodes X_1, X_2, \dots, X_n independently and uniformly from the network. Then, the likelihood of observing the degree sequence $d(X_1), d(X_2), \dots, d(X_n)$ is,

$$\mathbb{P}\{d(X_1), \dots, d(X_n) | \lambda\} = \prod_{i=1}^n \lambda e^{-\lambda d(X_i)}$$

following Eq. (D1). Therefore, the log-likelihood for vanilla MLE of the rate parameter λ is,

$$\begin{aligned} \mathcal{L}_{\text{vanilla}}(\lambda) &= \ln \mathbb{P}\{d(X_1), d(X_2), \dots, d(X_n) | \lambda\} \\ &= n \ln(\lambda) - \lambda \sum_{i=1}^n d(X_i). \end{aligned} \quad (\text{D2})$$

Then, by solving $\frac{\partial \mathcal{L}_{\text{vanilla}}}{\partial \lambda} = 0$, we get the vanilla MLE of the rate parameter λ as,

$$\hat{\lambda}_{\text{vanilla}} = \frac{n}{\sum_{i=1}^n d(X_i)}. \quad (\text{D3})$$

Next, we present a maximum likelihood estimator for the exponential distribution that exploits the friendship paradox.

MLE for exponential degree distribution with friendship paradox based sampling: Recall (from Eq. (3)) that the neighbor degree distribution is defined by $q_{\text{exp}}(k) \propto k p_{\text{exp}}(k)$ and its normalizing constant is given by the mean λ^{-1} of the degree distribution p_{exp} . Therefore, the neighbor degree distribution for a network with an exponential distribution (of the form Eq. (D1)) is given by,

$$\begin{aligned} q_{\text{exp}}(k) &= \frac{k p_{\text{exp}}(k)}{\lambda^{-1}} \\ &= \lambda^2 k e^{-\lambda k} \\ &= \text{Gamma}(2, \lambda). \end{aligned} \quad (\text{D4})$$

The friendship paradox based maximum likelihood estimator for the rate parameter λ begins with sampling n number of random neighbors Y_1, Y_2, \dots, Y_n from the network independently. Then, the likelihood of observing the neighbor degree sequence $d(Y_1), d(Y_2), \dots, d(Y_n)$ can be written using the neighbor degree distribution in Eq. (D4) as,

$$\mathbb{P}\{d(Y_1), \dots, d(Y_n) | \alpha\} = \prod_{i=1}^n \lambda^2 d(Y_i) e^{-\lambda d(Y_i)}.$$

Therefore, the log-likelihood for the rate parameter λ is,

$$\begin{aligned} \mathcal{L}_{\text{FP}}(\lambda) &= \ln \mathbb{P}\{d(Y_1), d(Y_2), \dots, d(Y_n) | \lambda\} \\ &= 2n \ln(\lambda) + \sum_{i=1}^n \ln(d(Y_i)) - \lambda \sum_{i=1}^n d(Y_i) \end{aligned} \quad (\text{D5})$$

Then, by solving $\frac{\partial \mathcal{L}_{\text{FP}}}{\partial \lambda} = 0$, we get the FP based MLE of the rate parameter λ as,

$$\hat{\lambda}_{\text{FP}} = \frac{2n}{\sum_{i=1}^n d(Y_i)}. \quad (\text{D6})$$

2. Statistical Analysis of MLEs for Exponential Degree Distribution

This section presents the statistical analysis (analogous to the results in Sec. III) of the two MLEs for the exponential degree distribution: vanilla MLE $\hat{\lambda}_{\text{vanilla}}$ in Eq. (D3) and friendship paradox based MLE $\hat{\lambda}_{\text{FP}}$ in Eq. (D6).

a. Comparison of bias and variance for finite sample size: The following two results characterizes the bias and variance of the vanilla MLE $\hat{\lambda}_{\text{vanilla}}$ and the proposed friendship paradox based MLE $\hat{\lambda}_{\text{FP}}$ under a finite samples size $n < \infty$.

Theorem 7 (Bias and variance of the vanilla MLE of exponential degree distribution). *The bias and variance of the vanilla MLE $\hat{\lambda}_{\text{vanilla}}$ in Eq. (D3) for sample size n are given by,*

$$\begin{aligned} \text{Bias}\{\hat{\lambda}_{\text{vanilla}}\} &= \frac{\lambda}{n-1}, \quad \text{for } n > 1 \\ \text{Var}\{\hat{\lambda}_{\text{vanilla}}\} &= \frac{n^2 \lambda^2}{(n-1)^2 (n-2)}, \quad \text{for } n > 2. \end{aligned} \quad (\text{D7})$$

Proof. Note that $\sum_{i=1}^n d(X_i)$ (in the Eq. (D3)) is sum of iid random variables sampled from the exponential distribution specified in Eq. (D1). Since sum of iid exponential random variables is a Gamma random variable, it follows that,

$$\frac{1}{\sum_{i=1}^n d(X_i)} \sim \text{Inv-Gamma}(n, \lambda) \quad (\text{D8})$$

and hence,

$$\begin{aligned} \mathbb{E}\left\{\frac{1}{\sum_{i=1}^n d(X_i)}\right\} &= \frac{\lambda}{n-1}, \quad \text{for } n > 1 \\ \text{Var}\left\{\frac{1}{\sum_{i=1}^n d(X_i)}\right\} &= \frac{\lambda^2}{(n-1)^2 (n-2)}, \quad n > 2. \end{aligned} \quad (\text{D9})$$

Then, the result follows from Eq. (D3) and Eq. (D9). \square

Theorem 8 (Bias and variance of the friendship paradox based MLE of exponential degree distribution). *The bias and variance of the friendship paradox based MLE $\hat{\lambda}_{\text{FP}}$ in Eq. (D6) for sample size n are given by,*

$$\begin{aligned} \text{Bias}\{\hat{\lambda}_{\text{FP}}\} &= \frac{\lambda}{2n-1}, \quad \text{for } n > 1 \\ \text{Var}\{\hat{\lambda}_{\text{FP}}\} &= \frac{2n^2 \lambda^2}{(2n-1)^2 (n-1)}, \quad \text{for } n > 2. \end{aligned} \quad (\text{D10})$$

Proof. Note that $\sum_{i=1}^n d(Y_i)$ (in Eq. (D6)) is sum of iid random variables sampled from the Gamma distribution in Eq. (D4). Since sum of iid Gamma random variables is a Gamma random variable, it follows that,

$$\frac{1}{\sum_{i=1}^n d(Y_i)} \sim \text{Inv-Gamma}(2n, \lambda). \quad (\text{D11})$$

and hence,

$$\begin{aligned} \mathbb{E}\left\{\frac{1}{\sum_{i=1}^n d(Y_i)}\right\} &= \frac{\lambda}{2n-1}, \quad \text{for } n > 1 \\ \text{Var}\left\{\frac{1}{\sum_{i=1}^n d(Y_i)}\right\} &= \frac{\lambda^2}{(2n-1)^2 (2n-2)}, \quad \text{for } n > 2. \end{aligned} \quad (\text{D12})$$

Then, the result follows from Eq. (D6) and Eq. (D12). \square

The following consequence of Theorem 7 and Theorem 8 shows that the proposed friendship paradox based MLE $\hat{\lambda}_{FP}$ outperforms vanilla MLE $\hat{\lambda}_{vanilla}$ for any finite sample size n for exponential degree distributions.

Corollary 9. *The bias and variance of the vanilla MLE $\hat{\lambda}_{vanilla}$ defined in Eq. (D3) and the friendship paradox based MLE $\hat{\lambda}_{FP}$ defined in Eq. (D6) satisfy,*

$$\begin{aligned} \text{Bias}\{\hat{\lambda}_{FP}\} &< \text{Bias}\{\hat{\lambda}_{vanilla}\}, \quad \text{for } n > 1 \\ \text{Var}\{\hat{\lambda}_{FP}\} &< \text{Var}\{\hat{\lambda}_{vanilla}\}, \quad \text{for } n > 2. \end{aligned} \quad (D13)$$

We now turn to the case where the sample size n tends to infinity.

b. Comparison of the asymptotic properties of the MLEs: We have the following result (which is analogous to Theorem 5 for the power-law degree distribution) for the MLEs of rate parameter λ of the exponential degree distribution:

Theorem 10 (Asymptotic unbiasedness and strong consistency of MLEs for exponential degree distribution). *The vanilla MLE $\hat{\lambda}_{vanilla}$ (defined in Eq. (D3) and friendship paradox based MLE $\hat{\lambda}_{FP}$ (defined in Eq. (D6)) are asymptotically unbiased and strongly consistent i.e. converges to the true rate parameter λ with probability 1 as the sample size n tends to infinity.*

Proof. The proof follow from arguments similar to Theorem 5. \square

The following result (analogous to Theorem 6 for the power-law degree distributions) characterizes the two Cramèr-Rao Lower Bounds, $\text{CRLB}_{vanilla}$ and CRLB_{FP} , of the two estimates, $\hat{\lambda}_{vanilla}$ and $\hat{\lambda}_{FP}$.

Theorem 11. *The Cramèr-Rao Lower Bounds of the vanilla MLE $\hat{\lambda}_{vanilla}$ in Eq. (D3) and the friendship paradox based MLE $\hat{\lambda}_{FP}$ in Eq. (D6) are given by,*

$$\text{CRLB}_{vanilla}(\lambda) = \frac{\lambda^2}{n} \quad \text{CRLB}_{FP}(\lambda) = \frac{\lambda^2}{2n}. \quad (D14)$$

Proof. The proof follows from arguments similar to Theorem 6. \square

Summary of results for exponential degree distributions: We showed that the analytical results presented in the paper for power-law degree distributions (in Sec. II and Sec. III) extend to exponential degree distributions as well. More specifically, the proposed friendship paradox based MLE $\hat{\lambda}_{FP}$ (defined in Eq. (D6)) outperforms the vanilla MLE $\hat{\lambda}_{vanilla}$ (defined in Eq. (D3)) in the finite sample regime (in terms of bias and variance) as well as the asymptotic regime (in terms of CRLB).

-
- [1] W. Aiello, F. Chung, L. Lu, A random graph model for massive graphs, in: Proceedings of the thirty-second annual ACM symposium on Theory of computing, ACM, 2000, pp. 171–180.
 - [2] H. Ebel, L.-I. Mielsch, S. Bornholdt, Scale-free topology of e-mail networks, Physical review E 66 (3) (2002) 035103.
 - [3] M. Faloutsos, P. Faloutsos, C. Faloutsos, On power-law relationships of the internet topology, in: ACM SIGCOMM computer communication review, Vol. 29, ACM, 1999, pp. 251–262.
 - [4] B. A. Huberman, L. A. Adamic, Internet: growth dynamics of the world-wide web, Nature 401 (6749) (1999) 131.
 - [5] D. P. Chassin, C. Posse, Evaluating north american electric grid reliability using the barabási-albert network model, Physica A: Statistical Mechanics and its Applications 355 (2-4) (2005) 667–677.
 - [6] H. Jeong, S. P. Mason, A.-L. Barabási, Z. N. Oltvai, Lethality and centrality in protein networks, Nature 411 (6833) (2001) 41.
 - [7] V. M. Eguiluz, D. R. Chialvo, G. A. Cecchi, M. Basili, A. V. Apkarian, Scale-free brain functional networks, Physical review letters 94 (1) (2005) 018102.
 - [8] A.-L. Barabási, R. Albert, Emergence of scaling in random networks, science 286 (5439) (1999) 509–512.
 - [9] M. Mitzenmacher, A brief history of generative models for power law and lognormal distributions, Internet mathematics 1 (2) (2004) 226–251.
 - [10] M. E. Newman, Power laws, pareto distributions and zipf’s law, Contemporary physics 46 (5) (2005) 323–351.
 - [11] X. Gabaix, Power laws in economics and finance, Annu. Rev. Econ. 1 (1) (2009) 255–294.
 - [12] R. Pastor-Satorras, A. Vespignani, Epidemic spreading in scale-free networks, Physical review letters 86 (14) (2001) 3200.
 - [13] R. Pastor-Satorras, C. Castellano, P. Van Mieghem, A. Vespignani, Epidemic processes in complex networks, Reviews of modern physics 87 (3) (2015) 925.
 - [14] R. Cohen, K. Erez, D. Ben-Avraham, S. Havlin, Resilience of the internet to random breakdowns, Physical review letters 85 (21) (2000) 4626.
 - [15] S. L. Feld, Why your friends have more friends than you do, American Journal of Sociology 96 (6) (1991) 1464–1477.
 - [16] Y. Cao, S. M. Ross, The friendship paradox., Mathematical Scientist 41 (1) (2016) 61–64.
 - [17] M. L. Goldstein, S. A. Morris, G. G. Yen, Problems with fitting to the power-law distribution, The European Physical Journal B-Condensed Matter and Complex Systems 41 (2) (2004) 255–258.
 - [18] H. Bauke, Parameter estimation for power-law distribu-

- tions by maximum likelihood methods, *The European Physical Journal B* 58 (2) (2007) 167–173.
- [19] A. Clauset, C. R. Shalizi, M. E. Newman, Power-law distributions in empirical data, *SIAM review* 51 (4) (2009) 661–703.
 - [20] M. Garcia-Herranz, E. Moro, M. Cebrian, N. A. Christakis, J. H. Fowler, Using friends as sensors to detect global-scale contagious outbreaks, *PloS one* 9 (4) (2014) e92413.
 - [21] N. A. Christakis, J. H. Fowler, Social network sensors for early detection of contagious outbreaks, *PloS one* 5 (9) (2010) e12948.
 - [22] B. Nettasinghe, V. Krishnamurthy, “What do your friends think?”: Efficient polling methods for networks using friendship paradox, *arXiv preprint arXiv:1802.06505*.
 - [23] N. Alipourfard, B. Nettasinghe, A. Abeliuk, V. Krishnamurthy, K. Lerman, Friendship paradox biases perceptions in directed networks, *arXiv preprint arXiv:1905.05286*.
 - [24] M. O. Jackson, The friendship paradox and systematic biases in perceptions and social norms, *Journal of Political Economy* 127 (2) (2019) 777–818.
 - [25] B. Nettasinghe, V. Krishnamurthy, K. Lerman, Diffusion in social networks: Effects of monophilic contagion, friendship paradox and reactive networks, *IEEE Transactions on Network Science and Engineering* (2019) 12 pages.
 - [26] E. Lee, S. Lee, Y.-H. Eom, P. Holme, H.-H. Jo, Impact of perception models on friendship paradox and opinion formation, *Physical Review E* 99 (5) (2019) 052302.
 - [27] D. J. Higham, Centrality-friendship paradoxes: When our friends are more important than us, *arXiv preprint arXiv:1807.01496*.
 - [28] J. P. Bagrow, C. M. Danforth, L. Mitchell, Which friends are more popular than you?: Contact strength and the friendship paradox in social networks, in: *Proceedings of the 2017 IEEE/ACM International Conference on Advances in Social Networks Analysis and Mining 2017*, ACM, 2017, pp. 103–108.
 - [29] K. Lerman, X. Yan, X.-Z. Wu, The “majority illusion” in social networks, *PloS one* 11 (2) (2016) e0147617.
 - [30] N. Momeni, M. Rabbat, Qualities and inequalities in online social networks through the lens of the generalized friendship paradox, *PloS one* 11 (2) (2016) e0143633.
 - [31] S. Lattanzi, Y. Singer, The power of random neighbors in social networks, in: *Proceedings of the Eighth ACM International Conference on Web Search and Data Mining*, ACM, 2015, pp. 77–86.
 - [32] F. Kooti, N. O. Hodas, K. Lerman, Network weirdness: Exploring the origins of network paradoxes, in: *Eighth International AAAI Conference on Weblogs and Social Media*, 2014.
 - [33] N. O. Hodas, F. Kooti, K. Lerman, Friendship paradox redux: Your friends are more interesting than you, in: *Seventh International AAAI Conference on Weblogs and Social Media*, 2013.
 - [34] Y.-H. Eom, H.-H. Jo, Tail-scope: Using friends to estimate heavy tails of degree distributions in large-scale complex networks, *Scientific reports* 5 (2015) 09752.
 - [35] A. Barrat, M. Barthélemy, R. Pastor-Satorras, A. Vespignani, The architecture of complex weighted networks, *Proceedings of the national academy of sciences* 101 (11) (2004) 3747–3752.
 - [36] I. E. Antoniou, E. Tsompa, Statistical analysis of weighted networks, *Discrete dynamics in Nature and Society* 2008.
 - [37] J. Leskovec, C. Faloutsos, Sampling from large graphs, in: *Proceedings of the 12th ACM SIGKDD international conference on Knowledge discovery and data mining*, ACM, 2006, pp. 631–636.
 - [38] R. Durrett, *Probability: Theory and Examples*, 4th Edition, Cambridge Series in Statistical and Probabilistic Mathematics, Cambridge University Press, 2010. doi: 10.1017/CB09780511779398.
 - [39] A. Muniruzzaman, On measures of location and dispersion and tests of hypotheses in a pare to population, *Calcutta Statistical Association Bulletin* 7 (3) (1957) 115–123.
 - [40] G. Casella, R. L. Berger, *Statistical inference*, Vol. 2, Duxbury Pacific Grove, CA, 2002.
 - [41] D. Wei-Bing, G. Long, L. Wei, C. Xu, Worldwide marine transportation network: Efficiency and container throughput, *Chinese Physics Letters* 26 (11) (2009) 118901.
 - [42] W. Deng, W. Li, X. Cai, Q. A. Wang, The exponential degree distribution in complex networks: Non-equilibrium network theory, numerical simulation and empirical data, *Physica A: Statistical Mechanics and its Applications* 390 (8) (2011) 1481–1485.
 - [43] M. Molloy, B. Reed, A critical point for random graphs with a given degree sequence, *Random structures & algorithms* 6 (2-3) (1995) 161–180.
 - [44] R. Cohen, A. F. Rozenfeld, N. Schwartz, D. Ben-Avraham, S. Havlin, Directed and non-directed scale-free networks, in: *Statistical Mechanics of Complex Networks*, Springer, 2003, pp. 23–45.
 - [45] B. Bollobás, C. Borgs, J. Chayes, O. Riordan, Directed scale-free graphs, in: *Proceedings of the fourteenth annual ACM-SIAM symposium on Discrete algorithms*, Society for Industrial and Applied Mathematics, 2003, pp. 132–139.
 - [46] O. Williams, C. I. Del Genio, Degree correlations in directed scale-free networks, *PloS one* 9 (10) (2014) e110121.
 - [47] M. Hamdi, V. Krishnamurthy, G. Yin, Tracking a Markov-modulated stationary degree distribution of a dynamic random graph, *IEEE Transactions on Information Theory* 60 (10) (2014) 6609–6625.
 - [48] V. Krishnamurthy, S. Bhatt, T. Pedersen, Tracking infection diffusion in social networks: Filtering algorithms and threshold bounds, *IEEE Transactions on Signal and Information Processing over Networks* 3 (2) (2017) 298–315.
 - [49] V. Krishnamurthy, *Partially Observed Markov Decision Processes*, Cambridge University Press, 2016.
 - [50] V. Witkovský, Computing the distribution of a linear combination of inverted gamma variables, *Kybernetika* 37 (1) (2001) 79–90.