

# The Properties of Nuclear Star Clusters and their Host Galaxies

Anil Seth<sup>1</sup>, Nadine Neumayer<sup>2</sup> and Torsten Böker<sup>3</sup>

<sup>1</sup>University of Utah, Salt Lake City  
email: [aseth@astro.utah.edu](mailto:aseth@astro.utah.edu)

<sup>2</sup>Max Planck Institute for Astronomy, Heidelberg

<sup>3</sup>European Space Agency, Space Telescope Science Center, Baltimore

**Abstract.** Nuclear star clusters are found at the centers of most galaxies. They are the densest stellar systems in the Universe, and thus have unique and interesting stellar dynamics. We review how common nuclear star clusters are in galaxies of different masses and types, and then discuss the typical properties of NSCs. We close by discussing the formation of NSCs, and how a picture is emerging of different formation mechanisms being dominant in lower and higher mass galaxies.

**Keywords.** galaxies: nucleus, galaxies: evolution, galaxies: star clusters

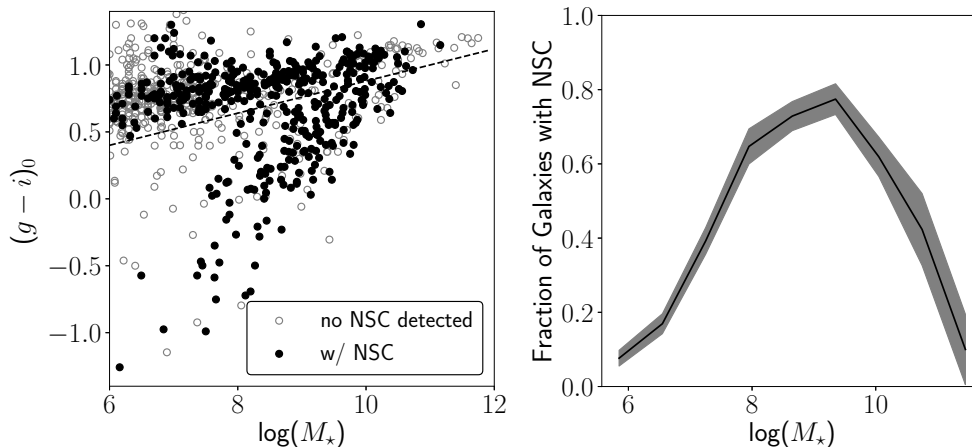
---

## 1. Introduction

Nuclear star clusters (NSCs) are found at the centers of a majority of nearby spiral and elliptical galaxies. NSCs are fascinating objects, and deserve further study for a wide range of reasons. With millions of solar masses packed within the central few parsecs of a galaxy, NSCs are the densest stellar systems in the Universe and therefore host unique stellar dynamics. They often co-exist with central black holes, and their stars can interact with the black hole to create spectacular tidal disruption events. Unlike black holes, which provide no history of their formation, the stellar populations of an NSC provide a record of nuclear mass accretion. Furthermore, when satellite galaxies are tidally stripped, their nuclei are generally unaffected, and thus stripped nuclei can provide information on the overall accretion history of galaxies as well. These stripped nuclei appear to be hiding in plain view amongst the brightest globular clusters in our galaxy and others.

The formation of NSCs is not yet fully understood, but two primary mechanisms are thought to be responsible: (1) the inspiral of globular star clusters to the center of the galaxy due to dynamical friction (e.g. Tremaine et al. 1975; Lotz et al. 2001; Antonini 2013), and/or (2) the *in situ* formation of stars from gas accreted into the galaxy center (e.g. McLaughlin et al. 2006; Hopkins & Quataert 2010; Brown et al. 2018).

This contribution presents a brief review of NSCs drawn from an upcoming review article (Neumayer, Seth, Böker, *in prep for The Astronomy and Astrophysics Review*). We urge readers to consult that article for a more complete review. We start with discussing what galaxies host NSCs, and then discuss the basic properties of NSCs. We conclude by highlighting an apparent transition in the dominant formation mechanism of NSCs at galaxy stellar masses of  $\sim 10^9 M_{\odot}$  from globular cluster accretion at lower masses to *in situ* star formation at higher masses.

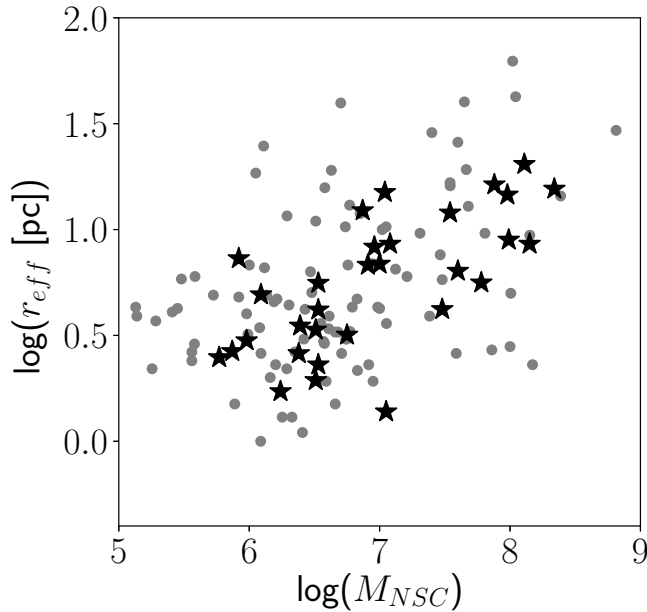


**Figure 1.** The demographics of galaxies hosting NSCs. The plot combines data from studies of early-type galaxies in nearby clusters (Ferrarese et al. 2006b; Eigenthaler et al. 2018; Sánchez-Janssen et al. 2019), and late-type field galaxies (Georgiev et al. 2009; Georgiev & Böker 2014). *Left* – Filled points indicate galaxies with clear NSCs, while open circles are galaxies where no NSC was identified. For more details on the derivation of colors and stellar masses of the galaxies, see Neumayer, Seth & Böker *in prep.* *Right* – The nucleation fraction as a function of galaxy mass shows a clear peak around  $\sim 10^9 M_\odot$ . This curve is similar to one presented in Sánchez-Janssen et al. (2019), but includes both early and late-type galaxies. We note that this represents a lower limit to the true nucleation fraction as in some galaxies nuclei were hard to identify due to dust extinction and confusion.

## 2. What Galaxies Have NSCs?

Early studies identified NSCs in nearby galaxies, including our own Milky Way and extending out to the Virgo cluster (Becklin & Neugebauer 1968; Light et al. 1974; Binggeli et al. 1985). Thanks to large-scale nearby galaxy surveys with the Hubble Space Telescope (e.g. Carollo et al. 1997; Böker et al. 2002; Côté et al. 2006), as well as deep ground-based surveys (e.g. Ordenes-Briceño et al. 2018; Sánchez-Janssen et al. 2019) we now have a much better census on how common NSCs are across all types of galaxies. NSCs are typically easily identified as a clear overdensity in stars above the inwardly extrapolated light profile of a galaxy within the central 50 pc. In most cases, NSCs are the brightest star clusters in their host galaxies. However, we note that in some cases identifying or separating NSCs from the underlying galaxy is challenging due to the presence of dust, star formation, or multiple morphological structures.

In Fig. 1 we compile data from several surveys of nuclear star clusters in both early- and late-type galaxies. In all cases, these surveys report on both the detection of NSCs and those galaxies in which they were not identified. We caution that these non-detections can be due to dust obscuration or complexity and therefore do not necessarily imply no NSC is present. The left panel shows that NSCs are ubiquitous in a wide range of galaxies from the red-sequence to the blue cloud, and especially in galaxies with stellar masses above  $\sim 10^8 M_\odot$ . The right panel shows the fraction of galaxies with NSCs making the trends with stellar mass easily visible. Recent studies of NSCs in early-type galaxies in nearby galaxy clusters have clearly shown that the fraction of galaxies with NSCs declines at both the lowest and highest masses with a peak in the nucleation fraction at  $\sim 10^9 M_\odot$  (Côté et al. 2006; den Brok et al. 2014; Sánchez-Janssen et al. 2019). A similar behavior is seen for late-type galaxies as well (Georgiev et al. 2009; Georgiev & Böker 2014), although the turndown at the highest masses is less clear.



**Figure 2.** The mass and radii of NSCs in a wide range of galaxies. Circles show photometric estimates of the NSC masses from Georgiev et al. (2016) and Spengler et al. (2017), while the stars represent a compilation of dynamical and spectral synthesis mass estimates from Erwin & Gadotti (2012).

### 3. Properties of NSCs

*Sizes, Masses, and Densities:* NSCs are compact and massive stellar systems with typical radii of  $\sim 4$  pc and masses ranging from  $\sim 10^{6-8} M_{\odot}$  (e.g. Georgiev et al. 2016; Spengler et al. 2017). In Fig. 2 we plot the mass vs. radius of NSCs in both early and late-type galaxies. Below  $\sim 10^7 M_{\odot}$  there is almost no correlation of mass and radius, while above more massive NSCs are also typically larger in radius. The densities of NSCs reach  $\gtrsim 10^6 M_{\odot}/\text{pc}^3$  in the central parsec (Lauer et al. 1998), and their densities correlates with galaxy stellar mass (Pechetti et al., *in prep*).

*Stellar Populations:* Unlike GCs, whose stars appear to have formed over a short period of time, NSCs clearly have multiple epochs of star formation. This is most apparent in the two nearest NSCs at the center of our Milky Way and the Sgr dwarf galaxy, where stars can be resolved individually. In both cases, their stars span a wide range of ages and metallicities (e.g. Siegel et al. 2007; Pfuhl et al. 2011; Feldmeier-Krause et al. 2015, and Alfaro-Cuello in this proceedings). In more distant galaxies, stellar population synthesis has also revealed that most NSCs seem to host stellar populations with a wide range of ages (e.g. Walcher et al. 2006; Kacharov et al. 2018), with the youngest stars typically concentrated towards the center (Carson et al. 2015). The metallicity of NSCs is also a key indicator of their formation, which we will discuss more in the next section.

*Morphology & Kinematics:* Many NSCs are flattened, and in edge-on spiral galaxies, this flattening roughly aligns with the flattening of galaxies as a whole (Seth et al. 2006). Rotation is also typically found in NSCs with  $v/\sigma$  values of up to  $\sim 1$  being common (Seth et al. 2008b; Feldmeier et al. 2014; Nguyen et al. 2018).

*Coincidence with Black Holes:* There are now many examples of galaxies with both NSCs and central black holes, including our own Milky Way (e.g. Seth et al. 2008a; Graham & Spitler 2009; Nguyen et al. 2018). The lack of NSCs in the most massive

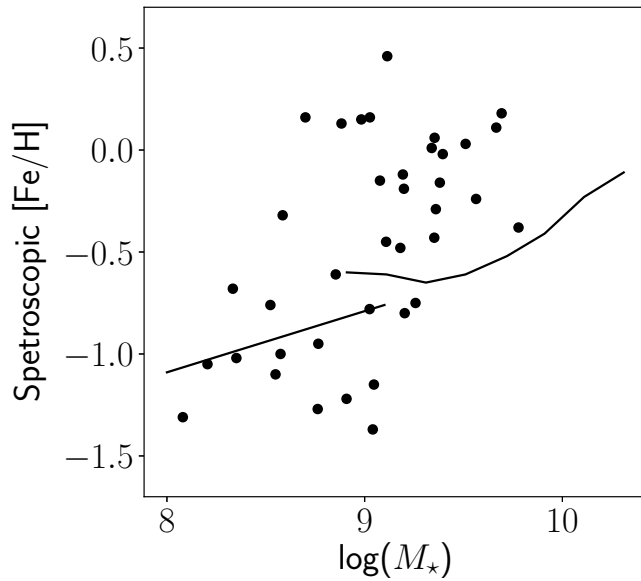
early-type galaxies is likely due to binary BH merging (e.g. Milosavljević & Merritt 2001), although the presence of a BH can also hinder the formation NSCs through dynamical friction (Antonini 2013). There are also lower-mass galaxies where a NSC is present and a BH appears to be lacking (Gebhardt et al. 2001; Neumayer & Walcher 2012). Thus far, no strong evidence for BHs has been found in galaxies below  $\sim 10^9 M_\odot$  (e.g. Reines & Volonteri 2015), a mass at which a vast majority of galaxies host NSCs (Figure 1).

*Correlation with Host Galaxy Properties:* The masses and luminosities of NSCs correlate with those of their host galaxies (e.g. Balcells et al. 2003; Rossa et al. 2006; Ferrarese et al. 2006a). While initial studies suggested NSCs made up a constant fraction of a galaxy’s stellar mass (Côté et al. 2006), it is now clear that this mass fraction varies with galaxy stellar mass. Specifically, at the low mass end, the scaling of NSC mass with galaxy stellar mass is roughly  $M_{NSC} \propto M_\star^{0.5}$  (e.g. Scott & Graham 2013; Sánchez-Janssen et al. 2019), and thus an increasing fraction of a galaxies mass is present in an NSC at the lowest galaxy masses (reaching up to about 10%); however note that this is accompanied by a decline in the fraction of galaxies that host NSCs at the lowest masses. And while it was initially proposed that black holes and NSCs may share scaling relations with their hosts (Ferrarese et al. 2006a), it is now clear that is not the case (e.g. Erwin & Gadotti 2012).

*Stripped Nuclei and Ultracompact Dwarfs:* During galaxy interactions, satellite galaxies can be fully stripped of their envelopes leaving behind only their NSCs (Bekki et al. 2001; Pfeffer & Baumgardt 2013); these remnants may be hiding amongs the most massive globular clusters and ultracompact dwarf galaxies (Drinkwater et al. 2003). The Sgr dwarf galaxy is an example of a snapshot in this process (Ibata et al. 1994), with its NSC (the globular cluster M54) being the first part of the galaxy to be detected. The detection of supermassive black holes in the most massive ultracompact dwarf galaxies has provided strong evidence that they are in fact stripped NSCs (e.g. Mieske et al. 2013; Seth et al. 2014; Ahn et al. 2017). These stripped nuclei are as common in clusters as present day nuclei, and may contain up to a third of the massive black holes in the local Universe (Voggel et al. 2019). We note that an ongoing challenge is distinguishing stripped nuclei from ordinary globular clusters in cases where significant age spreads or a massive black hole are not present. Recent theoretical work has predicted a range of stripped nuclei in the Milky Way from  $\sim 1$ -6 (Pfeffer et al. 2014; Kruijssen et al. 2019). The number of Milky Way globular clusters with metallicity spreads is now quite a bit larger than this expected number of stripped nuclei, suggesting perhaps that metallicity spreads alone are not sufficient to identify a stripped nucleus (e.g. Da Costa 2016; Marino et al. 2018).

#### 4. An Emerging Picture of the Mass-Dependence of NSC Formation

As noted in the introduction, two main scenarios are thought to be responsible for NSC formation: (1) globular cluster inspiral due to dynamical friction, and (2) *in situ* star formation from gas that reaches the nucleus. From recent literature, it is becoming increasingly clear that the dominant formation mechanism changes with galaxy mass, with a transition happening around stellar masses of  $10^9 M_\odot$ . This transition mass represents an upturn in the scaling relations between the luminosity/mass of NSCs vs. those of their galaxy (den Brok et al. 2014; Sánchez-Janssen et al. 2019). At low-masses the  $M_{NSC} \propto M_\star^{0.5}$  scaling meets the expectations of globular cluster inspiral (Gnedin et al. 2014). The densities of NSCs are also found to be significantly higher than typical globular clusters in galaxies with stellar masses above  $10^9 M_\odot$ , suggesting *in situ* star formation may be playing an important role (Pechetti et al., *in prep*). The important role of ongoing



**Figure 3.** Spectroscopic metallicity estimates of NSCs in early-type galaxies show a change with galaxy stellar mass (Koleva et al. 2009; Paudel et al. 2011). At low galaxy masses, the NSC metallicities often fall below the galaxy mass-metallicity relation (solid lines; Gallazzi et al. 2005; Kirby et al. 2013), while at higher galaxy masses almost all are above.

star formation in galaxies above  $10^9 M_{\odot}$  is also supported by the observations of young stars in many of these galaxies (e.g. Walcher et al. 2006).

The metallicity of NSCs is a particularly revealing quantity for determining their formation, as the inspiral model would create the possibility of having more metal-poor stars at the center than in the surrounding galaxy. In contrast, the accretion of polluted gas into the center would suggest that stars will equal or higher metallicity as their surrounding stars (e.g. Brown et al. 2018). Figure 3 shows spectroscopic metallicities in early-type NSCs from two papers (Koleva et al. 2009; Paudel et al. 2011), compared to the mass-metallicity relationship of galaxies (Gallazzi et al. 2005; Kirby et al. 2013). A clear transition is visible  $\sim 10^9 M_{\odot}$  where above this mass all NSCs are more metal-rich than the typical galaxy, while below this mass a wider range of metallicities is seen, with some NSCs significantly more metal-poor than the typical galaxy. A low metallicity ( $[\text{Fe}/\text{H}] \sim -1.6$ ) is found for the dominant population in M54 (Carretta et al. 2010), whose stellar mass is estimated to be a few times  $10^8 M_{\odot}$ . Several NSCs around Cen A are also found to be more metal-poor than their surrounding stars (Seth et al. *in prep*). Overall, the existing metallicity measurements clearly support a scenario where low mass galaxies form their NSCs primarily through GC accretion, while at high masses *in situ* star formation becomes more important. These observations raise the unsolved question of why there is a transition at  $10^9 M_{\odot}$ , and whether this might be related to the increasing importance of black holes at these higher masses.

*Acknowledgments:* AS acknowledges funding for this work from NSF grants AST-1350389 & AST-1813609.

## References

Ahn, C. P. et al. 2017, ApJ, 839, 72

- Antonini, F. 2013, *ApJ*, 763, 62
- Balcells, M., Graham, A. W., Domínguez-Palmero, L., & Peletier, R. F. 2003, *ApJ*, 582, L79
- Becklin, E. E., & Neugebauer, G. 1968, *ApJ*, 151, 145
- Bekki, K., Couch, W. J., & Drinkwater, M. J. 2001, *ApJ*, 552, L105
- Binggeli, B., Sandage, A., & Tammann, G. A. 1985, *AJ*, 90, 1681
- Böker, T. et al. 2002, *AJ*, 123, 1389
- Brown, G., Gnedin, O. Y., & Li, H. 2018, *ApJ*, 864, 94
- Carollo, C. M., Stiavelli, M., de Zeeuw, P. T., & Mack, J. 1997, *AJ*, 114, 2366
- Carretta, E. et al. 2010, *A&A*, 520, A95
- Carson, D. J. et al. 2015, *AJ*, 149, 170
- Côté, P. et al. 2006, *ApJS*, 165, 57
- Da Costa, G. S. 2016, in *IAU Symposium, Vol. 317, The General Assembly of Galaxy Halos: Structure, Origin and Evolution*, ed. A. Bragaglia, M. Arnaboldi, M. Rejkuba, & D. Romano, 110–115
- den Brok, M. et al. 2014, *MNRAS*, 445, 2385
- Drinkwater, M. J. et al. 2003, *Nature*, 423, 519
- Eigenthaler, P. et al. 2018, *ApJ*, 855, 142
- Erwin, P., & Gadotti, D. A. 2012, *Advances in Astronomy*, 2012, 946368
- Feldmeier, A. et al. 2014, *A&A*, 570, A2
- Feldmeier-Krause, A. et al. 2015, *A&A*, 584, A2
- Ferrarese, L. et al. 2006a, *ApJ*, 644, L21
- . 2006b, *ApJS*, 164, 334
- Gallazzi, A. et al. 2005, *MNRAS*, 362, 41
- Gebhardt, K. et al. 2001, *AJ*, 122, 2469
- Georgiev, I. Y., & Böker, T. 2014, *MNRAS*, 441, 3570
- Georgiev, I. Y. et al. 2016, *MNRAS*, 457, 2122
- . 2009, *MNRAS*, 396, 1075
- Gnedin, O. Y., Ostriker, J. P., & Tremaine, S. 2014, *ApJ*, 785, 71
- Graham, A. W., & Spitler, L. R. 2009, *MNRAS*, 397, 2148
- Hopkins, P. F., & Quataert, E. 2010, *MNRAS*, 405, L41
- Ibata, R. A., Gilmore, G., & Irwin, M. J. 1994, *Nature*, 370, 194
- Kacharov, N. et al. 2018, *MNRAS*, 480, 1973
- Kirby, E. N. et al. 2013, *ApJ*, 779, 102
- Koleva, M. et al. 2009, *MNRAS*, 396, 2133
- Kruijssen, J. M. D. et al. 2019, *MNRAS*, 486, 3180
- Lauer, T. R. et al. 1998, *AJ*, 116, 2263
- Light, E. S., Danielson, R. E., & Schwarzschild, M. 1974, *ApJ*, 194, 257
- Lotz, J. M. et al. 2001, *ApJ*, 552, 572
- Marino, A. F. et al. 2018, *ApJ*, 859, 81
- McLaughlin, D. E., King, A. R., & Nayakshin, S. 2006, *ApJ*, 650, L37
- Mieske, S. et al. 2013, *A&A*, 558, A14
- Milosavljević, M., & Merritt, D. 2001, *ApJ*, 563, 34
- Neumayer, N., & Walcher, C. J. 2012, *Advances in Astronomy*, 2012, 709038
- Nguyen, D. D. et al. 2018, *ApJ*, 858, 118
- Ordenes-Briceño, Y. et al. 2018, *ApJ*, 860, 4
- Paudel, S., Lisker, T., & Kuntschner, H. 2011, *MNRAS*, 413, 1764
- Pfeffer, J., & Baumgardt, H. 2013, *MNRAS*, 433, 1997
- Pfeffer, J., Griffen, B. F., Baumgardt, H., & Hilker, M. 2014, *MNRAS*, 444, 3670
- Pfuhl, O. et al. 2011, *ApJ*, 741, 108
- Reines, A. E., & Volonteri, M. 2015, *ApJ*, 813, 82
- Rossa, J. et al. 2006, *AJ*, 132, 1074
- Sánchez-Janssen, R. et al. 2019, *ApJ*, 878, 18
- Scott, N., & Graham, A. W. 2013, *ApJ*, 763, 76
- Seth, A., Agüeros, M., Lee, D., & Basu-Zych, A. 2008a, *ApJ*, 678, 116

- Seth, A. C. et al. 2008b, *ApJ*, 687, 997  
Seth, A. C., Dalcanton, J. J., Hodge, P. W., & Debattista, V. P. 2006, *AJ*, 132, 2539  
Seth, A. C. et al. 2014, *Nature*, 513, 398  
Siegel, M. H. et al. 2007, *ApJ*, 667, L57  
Spengler, C. et al. 2017, *ApJ*, 849, 55  
Tremaine, S. D., Ostriker, J. P., & Spitzer, L. 1975, *ApJ*, 196, 407  
Voggel, K. T. et al. 2019, *ApJ*, 871, 159  
Walcher, C. J. et al. 2006, *ApJ*, 649, 692