

Influence Maximization with Few Simulations

Gal Sadeh
Tel Aviv University
galsdh@gmail.com

Edith Cohen
Google Research
Tel Aviv University
edith@cohenwang.com

Haim Kaplan
Google Research
Tel Aviv University
haimk@tau.ac.il

Abstract

Influence maximization (IM) is the problem of finding a set of s nodes in a network with maximum influence. We consider models such as the classic Independent Cascade (IC) model of Kempe, Kleinberg, and Tardos [26] where influence is defined to be the expectation over *simulations* (random sets of live edges) of the size of the reachability set of the seed nodes. In such models the influence function is unbiasedly approximated by an average over a set of i.i.d. simulations. A fundamental question is to bound the IM *sample complexity*: The number of simulations needed to determine an approximate maximizer. An upper bound of $O(sn\epsilon^{-2} \ln \frac{n}{\delta})$, where n is the number of nodes in the network and $1 - \delta$ the desired confidence applies to all models. We provide a sample complexity bound of $O(s\tau\epsilon^{-2} \ln \frac{n}{\delta})$ for a family of models that includes the IC model, where τ (generally $\tau \ll n$) is the step limit of the diffusion. Algorithmically, we show how to adaptively detect when a smaller number of simulations suffices. We also design an efficient greedy algorithm that computes a $(1 - 1/e - \epsilon)$ -approximate maximizer from simulation averages. Influence maximization from simulation-averages is practically appealing as it is robust to dependencies and modeling errors but was believed to be less efficient than other methods in terms of required data and computation. Our work shows that we can have both robustness and efficiency.

1 Introduction

Influence maximization (IM) is the problem of finding a set S of nodes (entities) in a network of specified cardinality $|S| = s$ and maximum *influence*. The problem was introduced nearly two decades ago by Richardson and Domingos [16, 34] and inspired by spread of information in social networks and viral marketing. In a seminal paper, Kempe, Kleinberg, and Tardos [26] introduced the elegant *Independent Cascade* (IC) model which sparked extensive followup research and large scale implementations [30, 7, 25, 33]. The applications of IM expanded to span multiple domains with linked entities and tasks as varied as diversity-maximization (the most representative subset of the population) and sensor placement that maximize coverage [27, 4, 29].

We consider models $\mathcal{G}(V, \mathcal{E})$ specified by a graph (V, \mathcal{E}) with $|V| = n$ nodes and $|\mathcal{E}| = m$ directed edges and a distribution $E \sim \mathcal{G}$ over subsets $E \subset \mathcal{E}$ of "live" edges. A diffusion process from a set of nodes $S \subset V$ starts at time step $t = 0$ by activating all nodes in S . When a node v becomes activated at step t , we set the state of each of its outgoing edges $e = (v, u)$ according to the distribution (conditioned on prior settings). If an edge (v, u) is set as live and u is not already activated, then u becomes activated in step $t + 1$. The τ -step influence $\mathcal{I}^\tau(S)$ of a set of nodes S is defined as the expected number of nodes that are activated by a diffusion process from S of τ steps. The IM task for seed set size s and step-limit τ is to find $\arg \max_{S: |S| \leq k} \mathcal{I}^\tau(S)$.

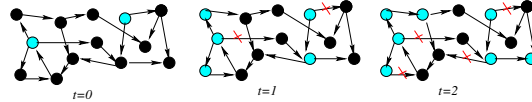


Figure 1: A 2-step cascade from two seed nodes.

The influence function \mathbb{I}^τ can be equivalently expressed as an expectation of simpler coverage functions defined by *Monte Carlo simulations* of the model. Each such simulation is obtained by drawing a set E of edges from the model \mathcal{G} . The respective coverage function $\text{Reach}^\tau(E, S)$ is the number of nodes reachable from S in the graph (V, E) by paths of length at most τ .

The Independent Cascade model is the special case where edges $e \in \mathcal{E}$ are independent Bernoulli random variables and set to be live with probabilities p_e ($e \in \mathcal{E}$). We note that early formulations only considered unrestricted diffusion (that is, $\tau = n$) and the refinement of specifying a step limit was introduced later [5, 28, 19, 17, 14] to model applications where activation time matters. A step limit τ is also an important problem parameter when analyzing properties and algorithms for unrestricted diffusion: Due to the “small world” phenomenon [38], most activations occur along short paths from the seed set, in which case, unrestricted influence is approximated well by a step-limited influence with $\tau \ll n$.

Kempe et al [26] noted that the IM problem generalizes the classic Max Cover problem even with $\tau = 1$ and a fixed set of live edges ($p_e = 1$ for all $e \in \mathcal{E}$). Therefore, IM inherits Max Cover’s hardness of approximation for ratio better than $1 - (1 - 1/s)^s \geq 1 - 1/e$ [18]. On the positive, each coverage function $\text{Reach}^\tau(E, S)$ obtained from a simulation E is monotone and submodular and thus so is the influence function \mathbb{I} , which is the expectation over such functions. For monotone and submodular functions, an approximation ratio of $1 - (1 - 1/s)^s$ can be achieved by the first s nodes of a greedy sequence generated by sequentially adding a node with maximum marginal value [31].

With randomized models, even the simpler problem of evaluating the influence function point wise poses a challenge. Exact evaluation even for IC models, is #P hard [6]. As for approximation, Kempe et al proposed to work with *averaging oracles*

$$\hat{\mathbb{A}}^\tau(T) := \frac{1}{\ell} \sum_{i=1}^{\ell} \text{Reach}^\tau(E_i, T)$$

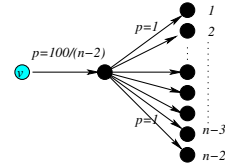
that average the coverage functions obtained from a set $\{E_i\}$ of i.i.d simulations, each drawn independently from \mathcal{G} . The averaging oracle has some appealing properties. First it is robust in that for any distribution \mathcal{G} , also with complex dependencies between edges, for any set S , $\hat{\mathbb{A}}(S)$ is an unbiased estimate of the exact influence value $\mathbb{I}^\tau(S)$ and estimates are accurate as long as the variance of $\text{Reach}^\tau(E, S)$ is “sufficiently” small. Moreover, the function $\hat{\mathbb{A}}$ is monotone and submodular, as an average of such functions, and hence can be approximately optimized by the greedy algorithm. One challenge when working with averaging oracles is improving the efficiency of greedy maximization: Prior work introduced improved greedy [27, 22] and using reachability/distance sketches [9] to efficiently estimate $\hat{\mathbb{A}}(S)$ values [7, 13]. Another challenge is to relate averaging oracles to the original influence function: A fundamental question is to upper bound the *sample complexity*, that is, the number of i.i.d. simulations needed to recover an approximate maximizer of the influence function \mathbb{I}^τ . Formally, for parameters (ϵ, δ) , identify a seed set T of size s so that $\Pr[\mathbb{I}^\tau(T) \geq (1 - \epsilon)\text{OPT}_s^\tau] \geq 1 - \delta$, where $\text{OPT}_s^\tau := \max_{S||S|| \leq s} \mathbb{I}^\tau(S)$ is the exact maximum.

Kempe et al considered the stricter *uniform relative-error estimation problem* where for a given (ϵ, δ) we bound the number of simulations so that with probability $1 - \delta$, for all subsets S such that $|S| \leq s$, $\hat{\mathbb{A}}(S)$ approximates $\mathbb{I}^\tau(S)$ within relative error of ϵ . Uniform estimation implies approximate maximization because the oracle maximizer $\arg \max_{S||S|| \leq s} \hat{\mathbb{A}}(S)$ must be an approximate maximizer. Their bound for the uniform estimation problem is:

$$O\left(\epsilon^{-2} s n \log \frac{n}{\delta}\right). \quad (1)$$

The argument is very simple: Our coverage functions Reach^τ and hence their expectation $\mathbb{I}^\tau(S)$ have values in $[1, n]$. Using the multiplicative Chernoff bound (with values divided by n) we obtain that $O(\epsilon^{-2} n \ln \delta^{-1})$ simulations guarantee a relative error of ϵ with probability at least $(1 - \delta)$ for the estimate of any particular set S . This bound turns out to be tight for the point-wise estimation problem even for the IC model: Example 1.1 shows a family of models where $\tau = 2$ and $\Omega(\epsilon^{-2} n)$ simulations are required for estimating the influence value of a single node. The uniform estimation bound (1) follows from applying a union bound over all $\binom{n}{s} = O(n^s)$ subsets. The maximization problem, however, requires more precise estimates only for subsets with high influence (and the point-wise lower bound of Example 1.1 does not apply).

Example 1.1.

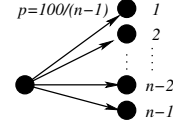


Node v has influence $\mathbb{I}^{\tau=2}(v) = 100$ but variance $\approx 100n$.

There is a lower bound on the IM sample complexity when we allow for arbitrary dependencies between edges: Consider the star graph family at example 1.2 where either all edges are live or none is. Clearly $n/100$ simulations are needed to detect the maximizer. The linear dependence on n is prohibitive and the hope is to be able to provide guarantees with a much smaller number of simulations when there are weaker edge dependencies. The existence of a tighter upper bound, even for the IC model (full independence between edges) eluded researchers for nearly two decades.

Influence maximization from averaging oracles \hat{A} has practical appeal because of it is robust to dependencies and also because it does not require learning a model and hence is robust to modeling or inference errors. The starting point in applications is typically raw activity data of interacting entities. When performing the optimization on a model, it needs to first be learned or inferred [35, 21, 20]. Simulations (sets of simultaneously live edges), on the other hands, can be gleaned directly as activity snapshots of the network or as aggregated activity over time windows. The model inference and optimization pipeline is sensitive to modeling assumptions and accuracy of estimating model parameters [8, 23]. The phenomenon generating the data may have complex dependencies between edge random variables that are lost in a simplistic model (e.g. an IC model can not capture dependencies) and requires a massive amount of data to model properly. Even estimating marginal edge probabilities p_e requires a large amount of data: Edges with tiny, polynomially small probabilities, can be critical for the accuracy of influence maximization (see Example 1.2) but a polynomial number of $\Omega(1/p_e)$ independent "observations" of the state of the edge is required in order to accurately estimate each p_e . The large amount of raw data required to produce a "sufficiently accurate" model may not be available or can be costly to obtain.

Example 1.2.



Star graph: The center node has influence value 101 and all other nodes have influence 1.

Contributions and overview

We study the sample complexity of influence maximization from averaging oracles computed from i.i.d. simulations. One of our main contributions is an upper bound of

$$O\left(\epsilon^{-2} s \tau \log \frac{n}{\delta}\right) \quad (2)$$

on the number of simulations needed for approximate IM. Our bound applies to the IC model and a natural generalization that we call *b-dependence models* that allows for positive dependence of small groups of edges with a shared tail node. Our bound improves over prior work by removing the prohibitive linear dependence in the number of nodes n in (1) and replaces it with the typically much smaller value τ (step-limit or average activation path length in unrestricted diffusion).

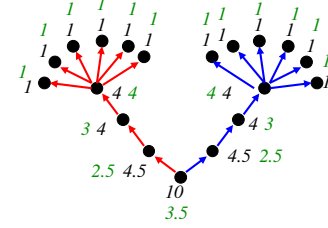
We overview our results and implications – complete proofs can be found in the supplementary material. We review related work in Section 2. In Section 3 we state properties we need from influence oracles and relate unrestricted and step-limited influence. In Section 4 we state our main technical lemma that upper bounds the variance of $\text{Reach}^\tau(E, v)$ when $E \sim \mathcal{G}$ for *b-dependence* (and hence IC) models. We also provide matching worst-case lower bounds for the IC model. All our subsequent results apply to any model (i.e., distribution over sets of live edges) that satisfies these variance bounds. In Section 5 we review *averaging oracles* and bound the sample complexity using variance upper bounds. In section 6 we present our *median-of-averages* oracle that amplifies the confidence guarantees of the averaging oracle and facilitates a tighter sample complexity bound. In Section 7 we provide a data-adaptive framework that provides guarantees while avoiding the worst-case sample complexity upper bounds on models when a smaller number of simulations suffices. In Section 8 we present an efficient greedy maximization algorithm that uses our median-of-averages oracles.

2 Related work

We place our results in the context of the current state of the art large-scale scalable algorithms for approximate greedy influence maximization [37, 36, 32, 24]. These algorithms also build for each node a sample of its "influence set" but instead of full i.i.d. simulations they use a finer building block of i.i.d. *Reverse reachability (RR) searches*. The random RR approach was used in [9] to estimate size of reachability sets in graphs and Borg et al [3] adapted it to an IC model. A basic RR search is conducted by selecting a node $v \in V$ uniformly at random and performing a BFS

search on reversed edges that is pruned at length τ . The search "flips" edges as their head node is reached according to conditional distribution on \mathcal{G} . The index number of the RR search is then added to the sample set of each node that is "reached" by the search. Influence of a subset S can then be unbiasedly estimated from the cardinality of the union of the samples of nodes $v \in S$ and the greedy algorithm can be applied to the samples for approximate maximization. To obtain an approximate influence maximizer we need to perform RR searches until some node has a sample of size $O(\epsilon^{-2}s \log(n/\delta))$. In the worst case, this requires $O(\epsilon^{-2}sn \log(n/\delta))$ RR searches. An independent RR search can be obtained from a simulation $E \sim \mathcal{G}$ by randomly drawing a node and performing a reverse search from it using edges E . The same simulation, however, can not generally be reused to generate multiple independent RR searches. This way of obtaining RR searches works in general models (with arbitrary edge dependencies) but requires $O(nse^{-2} \log(n/\delta))$ simulations, which does not improve over the generic upper bound (1). The appeal of RR searches is that they can be very efficient when we work with an IC model. The total work performed requires only $O(mse^{-2}(\log(n/\delta)))$ "edge flips" that can be easily obtained from specified edge probabilities p_e . The basic building block of RR searches are local simulations of sets of incoming edges of specified nodes. When we have full simulations generated by a pure IC model, enough "local simulations" can be obtained by decomposing $O(\epsilon^{-2}s \log(n/\delta))$ full simulations. But this breaks the coherence of simulations, as we construct each RR search from components taken from multiple simulations. When dependencies between edges (beyond incoming edges to same node) are present, and even when the variance is low, the influence estimates from RR samples become biased and results are not robust. Example 2.1 shows a simple model with dependencies where the "efficient" version of RRS badly fails. Therefore simulation averages provide a distinct advantage of robustness over the efficient RRS implementation in that even with arbitrary dependencies they remain unbiased and are accurate as long as the variance is sufficiently small.

Example 2.1.



Model where with probability 0.5 all red edges are active and otherwise all blue edges are active. Influence values of nodes are shown in black. Simulation averages and RRS with full simulations provide unbiased estimates. "Efficient" RRS that works with marginal probabilities (1/2 for each edge) or with decomposed simulations to "local" ones is biased, with expected values of the influence estimates of nodes shown in green. We can see that we also obtain an erroneous maximizer.

3 Preliminaries

We consider node-weighted influence models $\mathcal{G}(V, w, \mathcal{E})$ with a distribution $E \sim \mathcal{G}$ over subsets of edges and $w : V \rightarrow \mathcal{R}^+$. Most commonly uniform weights $w(v) = 1$ are considered but all our results apply in the weighted setting. When $w(v) = 1$ for all v we simply denote a model by $\mathcal{G}(V, \mathcal{E})$. An IC model is a special case where edges are included independently with probabilities p_e for $e \in \mathcal{E}$. We also consider a slight generalization of the IC model that we refer to as *b-dependence*. Here edges are partitioned into disjoint groups, where each group contains at most b edges emanating from the same node. We allow positive dependence between edges in the same group. We refer to sets of edges $E \sim \mathcal{G}$ drawn according to the model as *simulations*.

For a set of edges $E \subset \mathcal{E}$, $\tau > 0$, and $T \subset V$ we denote by $\text{Reach}^\tau(E, T)$ the sum of the weights $w(v)$ of all nodes v within shortest path distance at most τ from T in the graph $G(V, E)$. We denote by $R^\tau(T)$ the random variable $\text{Reach}^\tau(E, T)$ when $E \sim \mathcal{G}$. Equivalently, $R^\tau(T)$ is the number of activated nodes in a τ -step diffusion process from a seed set T . The τ -step influence of $T \subset V$ is defined as the expectation

$$I^\tau(T) := \mathbb{E}[R^\tau(T)] = \mathbb{E}_{E \sim \mathcal{G}} \text{Reach}^\tau(E, T).$$

We denote the maximum influence value of a subset of size s by $\text{OPT}_s^\tau := \max_{S: |S| \leq s} I^\tau(S)$.

3.1 Relating step-limited and unrestricted Influence

When most activations in unrestricted diffusion occur on paths of length at most τ from the seed set, the unrestricted influence I is approximated well by τ -step influence I^τ . We can also relate unrestricted influence with small expected length of activations paths to step-limited influence: For a seed set S , node v , and length d , we denote by $p(S, v, d)$ the probability that node v is

activated in a diffusion from S with shortest path distance exactly d . By definition, $\mathbb{I}^\tau(S) = \sum_{v \in V} w(v) \sum_{d \leq \tau} p(S, v, d)$. The *expected length of an activation path* from S (in unrestricted diffusion) is:

$$\bar{D}(S) := \frac{\sum_{v \in V} w(v) \sum_{d \leq \tau} d \cdot p(S, v, d)}{\mathbb{I}(S)}. \quad (3)$$

We show that τ -stepped influence with $\tau = O(\bar{D}(S))$ approximates well the unrestricted influence. Specifically, the following lemma is an immediate consequence of Markov's inequality.

Lemma 3.1. *For all S and $\epsilon > 0$, $\mathbb{I}^{\bar{D}(S)\epsilon^{-1}}(S) \geq (1 - \epsilon)\mathbb{I}(S)$.*

3.2 Influence Oracles

We say that a set function \hat{F} is an ϵ -approximation of another set function F at a point T if $|\hat{F}(T) - F(T)| \geq \epsilon \max\{F(T), \text{OPT}_1(F)\}$, where $\text{OPT}_s(F) := \max_{S: |S| \leq s} F(S)$. That is, the estimate \hat{F} has a small relative error for sets T with $F(T) \geq \text{OPT}_1(F)$ and a small absolute error of $\epsilon \text{OPT}_1(F)$ for sets T with $F(T) \leq \text{OPT}_1(F)$. We say that \hat{F} provides a *uniform ϵ -approximation* for all subsets T in a collection C if \hat{F} is an ϵ -approximation for all $T \in C$.

An *influence oracle*, $\hat{\mathbb{I}}^\tau$, is a randomized data structure that is constructed from a set of i.i.d. simulations of a model. The influence oracle, $\hat{\mathbb{I}}^\tau$, defines a set function (we use the same name $\hat{\mathbb{I}}^\tau$ for the set function) that for any input query set $T \subset V$, returns a value $\hat{\mathbb{I}}^\tau(T)$. For $\epsilon < 1$ and $\delta < 1$ we say that an oracle provides (ϵ, δ) *approximation guarantees with respect to \mathbb{I}^τ* if for any set T it is an ϵ -approximation with probability at least $1 - \delta$. That is

$$\forall T \text{ such that } \mathbb{I}^\tau(T) \geq \text{OPT}_1^\tau, \Pr \left[\frac{|\hat{\mathbb{I}}^\tau(T) - \mathbb{I}^\tau(T)|}{\mathbb{I}^\tau(T)} \geq \epsilon \right] \leq \delta. \quad (4)$$

$$\forall T \text{ such that } \mathbb{I}^\tau(T) \leq \text{OPT}_1^\tau, \Pr \left[|\hat{\mathbb{I}}^\tau(T) - \mathbb{I}^\tau(T)| \geq \epsilon \text{OPT}_1^\tau \right] \leq \delta. \quad (5)$$

where $\text{OPT}_1^\tau := \text{OPT}_1(\mathbb{I}^\tau)$. Example 1.1 shows that this type of requirement is what we can hope for with an oracle that is constructed from a small number of simulations.

The (ϵ, δ) requirements are *for any* particular set T . If we are interested in stronger guarantees that with probability $(1 - \delta)$ the approximation uniformly holds *for all* sets in a collection \mathcal{C} , we can use an oracle that provides $(\epsilon, \delta_A = \delta/|\mathcal{C}|)$ guarantees. The ϵ -approximation guarantee for all sets in \mathcal{C} then follow using a union bound argument: The probability that all $|\mathcal{C}|$ sets are approximated correctly is at most $|\mathcal{C}|\delta_A \leq \delta$.

4 Variance Bounds

In this section we present our upper bound on the variance $\text{Var}[\mathbb{R}^\tau(T)]$ of the reachability of a set of nodes T in terms of the product of its influence value and OPT_1^τ , the maximum influence value of a single node. In Section 4.2 we show an IC model in which our upper bound is tight. The results we present in the sequel apply to any family of models that satisfies these variance upper bounds.

4.1 Variance upper bound

This key technical lemma facilitates our main results. The proof is provided in Appendix A.

Theorem 4.1 (Variance Upper Bound Lemma). *Consider an IC model $\mathcal{G}(V, \mathcal{E})$, a step limit $\tau \geq 0$, and a set $T \subset V$ of nodes. Then*

$$\text{Var}[\mathbb{R}^\tau(T)] \leq \tau \mathbb{I}^\tau(T) \max_{v \in V \setminus T} \mathbb{I}^\tau(v),$$

For models with b -dependence, the same upper bound holds with additional multiplicative factor of $2b$.

Generally, the results we present in a sequel apply to b -dependence models with an additional $2b$ factor and to any family of models that satisfies a similarly relaxed variance bound by incorporating the appropriate factor.

4.2 Variance lower bound

We provide a family of IC models for which this variance upper bound is asymptotically tight. This shows that the dependence of the variance bound on τ is necessary.

Theorem 4.2 (Variance Lower Bound). *For any $\tau > 0$ there is an IC model $\mathcal{G}^\tau = (V, \mathcal{E})$ with a node $v \in V$ of maximum influence such that $\text{Var}[R^\tau(v)] \geq \frac{1}{12}\tau I^\tau(v)^2$*

Our family of models $\mathcal{G}^\tau = (V, \mathcal{E})$ are such that (V, \mathcal{E}) is a complete directed binary tree of depth $\tau \geq 1$ rooted at $v \in V$ with all edges directed away from the root and $p_e = 1/2$ for all $e \in \mathcal{E}$. We show (details in Appendix B) that:

$$I^\tau(v) = \tau$$

$$\text{Var}[R^\tau(v)] = \frac{1}{12}\tau(\tau - 1)(2\tau - 1).$$

5 The Averaging Oracle

The *averaging oracle* uses i.i.d. simulations $\{E_i\}_{i=1}^\ell$. For a query T it returns the average cardinality of the reachability of T : $\hat{A}^\tau(T) = \text{Ave}_{i \in [\ell]} \text{Reach}^\tau(E_i, T) := \frac{1}{\ell} \sum_{i=1}^\ell \text{Reach}^\tau(E_i, T)$. We apply our variance bound in Theorem 4.1 to quantify the approximation guarantees of an averaging oracle.

Lemma 5.1. *For any $\epsilon, \delta < 1$, an averaging oracle constructed from $\ell \geq \epsilon^{-2}\delta^{-1}\tau$ i.i.d. simulations of an IC model provides (ϵ, δ) guarantees. An averaging oracle constructed from $2b\epsilon^{-2}\delta^{-1}\tau$ simulations of a b -dependence model provide the same guarantees.*

Proof. We provide the argument for an IC model (the argument for b -dependence is similar). Using Theorem 4.1 and variance properties of the average of i.i.d. random variables, we get that for any query T

$$\text{Var}[\hat{A}^\tau(T)] = \frac{1}{\ell} \text{Var}[R^\tau(T)] \leq \frac{1}{\ell} \tau I^\tau(T) \text{OPT}_1^\tau.$$

The claims follow using Chebyshev's inequality that states that for any random variable X and M , $\Pr[|X - \mathbb{E}[X]| \geq \epsilon M] \leq \epsilon^{-2} \text{Var}[X]/M^2$. We apply it to the random variable $\hat{A}^\tau(T)$ that has expectation $I^\tau(T)$ and plug in the variance bound. To establish (4) we use $M = I^\tau(T)$ and to establish (5) we use $M = \text{OPT}_1^\tau$. \square

5.1 Sketched averaging oracle

The query efficiency of the averaging oracle can be improved with off-the-shelf use of τ -step combined reachability sketches [9, 13, 14, 10]. The sketching is according to a sketch-size parameter k that also determines the sketches computation time and accuracy of the estimates that sketches provide. A sketch of size $O(k)$ is computed for each node v so that for any set of nodes S , $\sum_{i=1}^r \text{Reach}^\tau(E_i, S)$ can be efficiently estimated from the sketches of the nodes $v \in S$. The computation of the sketches from an arbitrary set of simulations $\{E_i\}$ uses at most $\sum_i |E_i| + k \sum_v \max_i d_v(E_i)$ edge traversals, where $d_v(E_i)$ is the maximum in-degree of node v over simulations $\{E_i\}$. In the case of an IC model, the expected number of traversals is $(k + \ell) \sum_e p_e$. Sketching with general node weights can be handled as in [10]. The estimates obtained from the sketches are unbiased with coefficient of variation $1/\sqrt{k-2}$ and are concentrated: Sketches of size $k = O(\epsilon^{-2} \log(\delta^{-1}))$ provide estimates with relative error ϵ with probability $1 - \delta$.

6 Confidence Amplification: The median-of-averages oracle

The statistical guarantees we provide for our averaging oracle are derived from variance bounds. The limitation is that the number of simulations we need to provide (ϵ, δ) guarantees is linear in δ^{-1} and therefore the number of simulations we need to provide uniform guarantees (via a union bound argument) grows linearly with the number of subsets. In order to find an approximate optimizer, we would like to have a uniform ϵ -approximation for all the $\binom{n}{s}$ subsets of size at most s but doing so with an averaging oracle would require too many simulations. We adapt to our setting a classic

confidence amplification technique [1] to construct an oracle where the number of simulations grows logarithmically in the confidence parameter δ^{-1} .

A *median-of-averages* oracle is specified by a number r of *pools* with ℓ simulations in each pool. The oracle is therefore constructed from $r\ell$ i.i.d. simulations E_{ij} for $i \in [r]$ and $j \in [\ell]$.

The simulations of each pool are used in an averaging oracle for the i th pool returns the estimates $\hat{A}_i^\tau(T)$ ($i \in [r]$). The median-of-averages oracle returns the median value of these r estimates

$$\widehat{\mathbf{m}\mathbf{A}}^\tau(T) := \text{Median}_{i \in [r]} \hat{A}_i^\tau(T) = \text{Median Ave}_{i \in [r] \ j \in [\ell]} \text{Reach}^\tau(E_{ij}, T).$$

We establish that when the i.i.d simulations are of an IC model, the median-of-averages oracle provides (ϵ, δ) approximation guarantees using $112\epsilon^{-2}\tau \ln \delta^{-1}$ i.i.d. simulations. A respective extension (with a factor of $2b$ on the number of simulations) applies to b -dependence models.

Lemma 6.1. *For ϵ and δ , a median-average oracle $\widehat{\mathbf{m}\mathbf{A}}$ organized with $r = 28 \ln \delta^{-1}$ pools of $\ell = 4\epsilon^{-2}\tau$ simulations in each provides (ϵ, δ) approximation guarantees.*

Proof. An averaging oracle with ℓ simulations provides (ϵ, δ_A) approximation guarantees for $\delta_A = 1/4$. Therefore, the probability of correct estimate for any subset is at least $3/4$. We now consider the estimates \hat{A}_j obtained from the r pools when sorted in increasing order. The estimates that are not correct (too low or too high) will be at the prefix and suffix of the sorted order. The expected number of correct estimates is at least $\mu \geq \frac{3}{4}r$. The probability that the median estimate is not correct is bounded by the probability that number of correct estimates is $\leq r/2$, which is $\leq \frac{2}{3}\mu$. From multiplicative Chernoff bounds, the probability of a sum of Bernoulli random variables being below $(1 - \epsilon')\mu$ is at most $e^{-\epsilon'^2\mu/(2+\epsilon')}$. Using $\epsilon' = 1/3$ we have $\epsilon'^2\mu/(2 + \epsilon') = \frac{1}{9} \frac{3}{4} \frac{3}{7} 28 \ln \delta^{-1} = \ln \delta^{-1}$. \square

As a corollary, we obtain one of our main results:

Theorem 6.1. *For $\epsilon < 1$ and $\delta < 1$, using $112\epsilon^{-2}\tau s \ln \frac{n}{\delta}$ i.i.d. simulations the oracle optimum $T := \arg \max_{S \mid |S| \leq s} \widehat{\mathbf{m}\mathbf{A}}(S)$ satisfies that*

$$\Pr [I^\tau(T) \geq (1 - 2\epsilon)\text{OPT}_s^\tau] \geq 1 - \delta.$$

Proof. We construct a median-of-averages oracle with $\ell = 4\epsilon^{-2}\tau$ and $r = 28 \ln \delta_{MA}^{-1}$ where $\delta_{MA} = \delta / \binom{n}{s}$. From Lemma 6.1 using a union bound over the $\binom{n}{s}$ sets we obtain that with probability $1 - \delta$ the oracle provides a uniform ϵ -approximation for all subsets of size at most s . Let O be the that maximizes the influence, we have that

$$I(T) \geq (1 - \epsilon)\widehat{\mathbf{m}\mathbf{A}}(T) \geq (1 - \epsilon)\widehat{\mathbf{m}\mathbf{A}}(O).$$

Since $\widehat{\mathbf{m}\mathbf{A}}(O) \geq (1 - \epsilon)I(O) = (1 - \epsilon)\text{OPT}_s^\tau$ we have that $I^\tau(T) \geq (1 - 2\epsilon)\text{OPT}_s^\tau$. The $(1 - 2\epsilon)$ bound is not tight, there is $\epsilon' < \epsilon$ such that the inequality $\widehat{\mathbf{m}\mathbf{A}}(O) \geq (1 - \epsilon')I(O)$ still holds. There is such ϵ' because we use union bound on many sets where each satisfies the inequality. \square

7 Optimization with Adaptive sample size

The bound on the number of simulations we derived in Theorem 6.1 (through a median-of-averages oracle) and also the naive bound (1) (for the averaging oracle) are worst-case. This is obtained by using enough simulations to have the oracle provide a uniform ϵ -approximation with probability at least $1 - \delta$ on any problem instance. To obtain the uniform approximation we applied a union bound over $\binom{n}{s}$ subsets that resulted in an increase in the number of required simulations by an $s \log n$ factor over the base (ϵ, δ) approximation guarantees.

On real data sets a much smaller number of simulations than this worst-case often suffices. We are interested in algorithms that adapt to such data and return a seed set of approximate maximum influence using a respectively smaller number of simulations and while providing statistical guarantees on the quality of the end result. To do so, we apply an adaptive optimization framework [11] (some

example applications are [13, 32, 15, 12]). This framework consists of a “wrapper” that take as inputs oracle constructions from simulations and a base algorithm that performs an optimization over an oracle. The wrapper invokes the algorithm on oracles constructed using an increasing number of simulations until a validation condition on the quality of the result is met. The details are provided in Appendix D. We denote by $r(\epsilon, \delta)$ the number of simulations that provides (ϵ, δ) guarantees and we obtain the following results:

Theorem 7.1. *Suppose that on our data the averaging (respectively, median-of-averages) oracle \hat{I} has the property that with r simulations, with probability at least $1 - \delta$, the oracle optimum $T := \arg \max_{S \mid |S| \leq s} \hat{I}(S)$ satisfies*

$$\mathcal{I}^\tau(T) \geq (1 - \epsilon) \text{OPT}_s^\tau.$$

Then with probability at least $1 - 5\delta$, when using $2 \max\{r, r(\epsilon, \delta)\} + O(\epsilon^{-2}\tau(\ln \frac{1}{\delta} + \ln(\ln \ln \frac{n}{\delta} + \ln s)))$ simulations with the median-of-averages oracle and $2 \max\{r, r(\epsilon, \delta)\} + O(\epsilon^{-2}\tau(\ln \frac{1}{\delta} + \ln(\ln \ln \frac{n}{\delta} + \ln n)))$ simulations with the averaging oracle, the wrapper outputs a set T such that $\mathcal{I}^\tau(T) \geq (1 - 5\epsilon) \text{OPT}_s^\tau$.

The wrapper can also be used with a base algorithm that is an approximation algorithm. Our averaging oracle is monotone and submodular and hence we can apply greedy to efficiently compute a set with approximation ratio at least $1 - 1/e$ (with respect to the oracle). If we use greedy as our base algorithm we obtain the following:

Theorem 7.2. *If the averaging oracle \hat{A} has the property that with $\geq r$ simulations, with probability at least $1 - \delta$, it provides a uniform ϵ -approximation for all subsets of size at most s , then with $2 \max\{r, r(\epsilon, \delta)\} + O(\epsilon^{-2}\tau(\ln \frac{1}{\delta} + \ln(\ln \ln \frac{n}{\delta} + \ln n)))$ simulations we can find in polynomial time a $(1 - (1 - 1/s)^s)(1 - 5\epsilon)$ approximate solution with confidence $1 - 5\delta$.*

8 Approximate Greedy Maximization

In this section we consider the computational efficiency of maximization over our oracle $\hat{\mathcal{I}}$ that approximates the influence function \mathcal{I}^τ . The maximization problem is computationally hard: The brute force method evaluates $\hat{\mathcal{I}}(S)$ on all $\binom{n}{s}$ subsets S of size s in order to find the oracle maximizer. An efficient algorithm for approximate maximization of a monotone submodular function \hat{F} is greedy that sequentially builds a seed set S by adding a node u with maximum marginal contribution $\arg \max_{u \in V} (\hat{F}(S \cup \{u\}) - \hat{F}(S))$ at each step. To implement greedy we only need to evaluate at each step the function on a linear number of subsets $\hat{F}(S \cup \{u\})$ for $u \in V$ and thus overall we do sn evaluations of \hat{F} on subsets. With a monotone and submodular \hat{F} , for any $s \geq 1$ the subset T that consists of the first s nodes in a greedy sequence satisfies [31]:

$$\hat{F}(T) \geq (1 - (1 - 1/s)^s) \max_{S \mid |S| \leq s} \hat{F}(S) \geq (1 - 1/e) \text{OPT}_s(\hat{F}).$$

If our functions \hat{F} provides a uniform ϵ -approximation of another function F for all subsets of size at most s , then $F(T) \geq (1 - (1 - 1/s)^s)(1 - 2\epsilon) \text{OPT}_s(F)$ (See the proof of 6.1).

The averaging oracle is monotone and submodular [26] but unfortunately our median-of-averages oracle which facilitates tighter bounds on the number of simulations is monotone but not a submodular function. Generally when this is the case, greedy may fail (as highlighted in recent work by Balkanski et al [2]).

Fortunately, greedy is effective on a function \hat{F} that is monotone but not necessarily submodular as long as \hat{F} “closely approximates” a monotone submodular F in that marginal contributions of the form

$$F(u \mid S) := F(S \cup \{u\}) - F(S)$$

are approximated well by $\hat{F}(u \mid S)$ [13]. We apply this to establish the following lemma:

Lemma 8.1. *The greedy algorithm applied to a function \hat{F} that is monotone and provides a uniform ϵ_A -approximation of a monotone submodular function F where $\epsilon_A = \frac{\epsilon(1-\epsilon)}{14s}$ returns a set T such that $F(T) \geq (1 - (1 - 1/s)^s)(1 - \epsilon) \text{OPT}_s(F)$.*

Our proof of Lemma 8.1 generally applies to an approximate oracle \hat{F} of any monotone submodular function F and is presented in Appendix C. For influence functions we obtain the following as a corollary:

Theorem 8.1. *Consider a median-of-averages oracle constructed with $O(\epsilon^{-2}s^3\tau \ln \frac{n}{\delta})$ simulations arranged as $r = O(s \ln \frac{n}{\delta})$ pools with $\ell = O(\epsilon^{-2}s^2\tau)$ simulations each. Then with probability $1 - \delta$, the set T that contains the first s nodes returned by greedy satisfies $I^\tau(T) \geq (1 - (1 - 1/s)^s)(1 - \epsilon)\text{OPT}_s^\tau$.*

Proof. From Lemma 6.1, with appropriate constants, this configuration provides us with $(\epsilon/(14s), \delta)$ approximation guarantees. From Lemma 8.1 greedy provides the stated approximation ratio. \square

The implementation of greedy on a median-of-averages oracle can be done by explicit maintenance of reachability sets or by using sketches [9, 13, 14, 10] (see Section 5.1). We obtain the following bounds:

Theorem 8.2. *greedy on median-of-averages oracle can be implemented with explicit reachability sets in time*

$$O(\epsilon^{-2}s^3\tau \ln \left(\frac{n}{\delta}\right) \overline{m}n), \quad (6)$$

where \overline{m} is the average number of edges per simulation (For an IC model, $E[\overline{m}] = \sum_{e \in \mathcal{E}} p_e$). When using sketches, the time bound is

$$O(\epsilon^{-2}s^3 \ln \frac{n}{\delta} (\tau \overline{m} + s(m^* + ns) \ln n)), \quad (7)$$

where $m^* = \sum_v \max_{ij} d_v(E_{ij})$ with arbitrary simulations and $m^* = \sum_e p_e$ in expectations for simulations generated by an IC model.

Proof. For the first bound, we explicitly maintain for each node $u \in V$, for each pool, the reachability set of u in the simulations of the pool (and its cardinality). The dominant term in the cost of computation is performing a BFS from each node in each of the $r\ell$ simulations that is truncated at distance τ . The total computation time is

$$O(r\ell \overline{m}n) = O(\epsilon^{-2}s^3\tau \ln \left(\frac{n}{\delta}\right) \overline{m}n), \quad (8)$$

where

$$\overline{m} = \frac{1}{\ell r} \sum_{i=1}^r \sum_{j=1}^{\ell} |E_{ij}|$$

is the average number of edges per simulation. For an IC model, $E[\overline{m}] = \sum_{e \in \mathcal{E}} p_e$. When a node u is selected into the seed set we remove all nodes in its reachability set from the reachability sets of all other nodes. The removal cost can be "charged" to the initial reachability computation.

The dependence of the computation time on the graph size can be improved by using combined reachability sketches [9, 13, 14, 10] instead of maintaining the reachability sets explicitly (see Section 5.1). The sketch size needed in order to provide the required accuracy of $O(\epsilon/s)$ (as in Theorem 8.1) uniformly for all subsets of size at most s is $k = O(\epsilon^{-2}s^3 \ln n)$. We compute a sketch for each node in each of the r pools, so in total we have rn node sketches. The construction time of these sketches has a term $\sum_{ij} |E_{ij}| = r\ell \overline{m}$ linear in the total size of simulations and a term for sketch constructions which is a product of the number of pools r and the construction time for each pool. The per-pool construction time is as described in Section 5.1 and is bounded by k (sketch size) visits for each node, each involving reverse traversals of incoming edges of the node in some simulation. The per-pool construction time for an IC model is $O(k(n + \sum_e p_e))$ in expectation. The time with arbitrary simulations for pool i is $O(k(n + \sum_v \max_j d_v(E_{ij})))$. In total over all pools, the construction time is dominated by $O(r(\ell \overline{m} + k(n + m^*)))$, where $m^* = \sum_v \max_{ij} d_v(E_{ij})$ for arbitrary simulations and $m^* = \sum_e p_e$ for simulations generated by an IC model.

The sketches improve the computation time of greedy. Each iteration of greedy uses the (precomputed) union sketch of the current seed set S in each pool. It then examines the sketches of each $v \in V$ to compute the estimate of the averaging oracle $\hat{A}(S \cup \{v\})$ in each pool. This operations takes $O(knr)$ in total for the iteration. Therefore s iterations of greedy maximization takes $O(knrs)$ using the

sketches. Combining the construction cost of the sketches using $r = O(s \ln \frac{n}{\delta})$ and $\ell = O(\epsilon^{-2} s^2 \tau)$ and the greedy implementation over the sketches we obtain a total bound on the computation time of

$$\begin{aligned} O(r\ell\bar{m} + kr(m^* + ns)) &= O(r(\ell\bar{m} + k(m^* + ns))) \\ &= O(s \ln \frac{n}{\delta} (\epsilon^{-2} s^2 \tau \bar{m} + \epsilon^{-2} s^3 (m^* + ns) \ln n)) \\ &= O(\epsilon^{-2} s^3 \ln \frac{n}{\delta} (\tau \bar{m} + s(m^* + ns) \ln n)) . \end{aligned}$$

□

Conclusion

Influence maximization from averaging the sizes of reachability sets in simulations (i.i.d. sets of "live" edges) is robust to modeling errors as it can be performed directly over raw data samples and is also robust to dependencies between edges as estimates are unbiased. We explore the "sample complexity" and show that an approximate maximizer (within a small relative error) can be recovered from a small number of simulations as long as the variance is appropriately bounded. We establish the variance bound for IC models (where edges are drawn independently) and b -dependence models. Our sample complexity bound significantly improves over the previous bound for the IC model by replacing the linear dependence in the number of nodes by a logarithmic dependence on the number of nodes and linear dependence on the length of the activation paths (which are usually very short). Our results indicate that the more robust simulation-averaging based IM is also efficient.

We conclude by proposing directions for future work: (i) Derive upper bound on the variance (and hence sample complexity) of other natural models (such as the Linear Threshold model of influence), (ii) perform an empirical study of different algorithms in the presence of dependencies, and (iii) design improved simulations-averages based approximate greedy maximization algorithms.

Acknowledgements

This research is partially supported by the Israel Science Foundation (Grant No. 1841/14). ‘

References

- [1] N. Alon, Y. Matias, and M. Szegedy. The space complexity of approximating the frequency moments. *J. Comput. System Sci.*, 58:137–147, 1999.
- [2] E. Balkanski, A. Rubinfeld, and Y. Singer. The limitations of optimization from samples. In *Proceedings of the 49th Annual ACM SIGACT Symposium on Theory of Computing, STOC 2017, Montreal, QC, Canada, June 19-23, 2017*, 2017.
- [3] C. Borg, M. Brautbar, J. Chayes, and B. Lucier. Maximizing social influence in nearly optimal time. In *SODA*, 2014.
- [4] W. Chen, L. V. S. Lakshmanan, and C. Castillo. *Information and Influence Propagation in Social Networks*. Morgan & Claypool, 2013.
- [5] W. Chen, W. Lu, and Y. Zhang. Time-critical influence maximization in social networks with time-delayed diffusion process. In *AAAI*, 2012.
- [6] W. Chen, C. Wang, and Y. Wang. Scalable influence maximization for prevalent viral marketing in large-scale social networks. In *KDD*. ACM, 2010.
- [7] W. Chen, Y. Wang, and S. Yang. Efficient influence maximization in social networks. In *KDD*. ACM, 2009.
- [8] Wei Chen, Tian Lin, Zihan Tan, Mingfei Zhao, and Xuren Zhou. Robust influence maximization. In *Proceedings of the 22Nd ACM SIGKDD International Conference on Knowledge Discovery and Data Mining, KDD '16*. ACM, 2016.
- [9] E. Cohen. Size-estimation framework with applications to transitive closure and reachability. *J. Comput. System Sci.*, 55:441–453, 1997.
- [10] E. Cohen. All-distances sketches, revisited: HIP estimators for massive graphs analysis. *TKDE*, 2015.
- [11] E. Cohen. Multi-objective weighted sampling. In *HotWeb*. IEEE, 2015. full version: <http://arxiv.org/abs/1509.07445>.

- [12] E. Cohen, S. Chechik, and H. Kaplan. Clustering small samples with quality guarantees: Adaptivity with one2all pps. In *AAAI*, 2018.
- [13] E. Cohen, D. Delling, T. Pajor, and R. F. Werneck. Sketch-based influence maximization and computation: Scaling up with guarantees. In *CIKM*. ACM, 2014.
- [14] E. Cohen, D. Delling, T. Pajor, and R. F. Werneck. Distance-based influence in networks: Computation and maximization. Technical Report cs.SI/1410.6976, arXiv, 2015.
- [15] E. Cohen, N. Grossuag, and H. Kaplan. Processing Top-k Queries from Samples. In *Proceedings of the 2006 ACM conference on Emerging network experiment and technology (CoNext)*. ACM, 2006.
- [16] P. Domingos and M. Richardson. Mining the network value of customers. In *KDD*. ACM, 2001.
- [17] N. Du, L. Song, M. Gomez-Rodriguez, and H. Zha. Scalable influence estimation in continuous-time diffusion networks. In *NIPS*. 2013.
- [18] U. Feige. A threshold of $\ln n$ for approximating set cover. *J. Assoc. Comput. Mach.*, 45:634–652, 1998.
- [19] M. Gomez-Rodriguez, D. Balduzzi, and B. Schölkopf. Uncovering the temporal dynamics of diffusion networks. In *ICML*, 2011.
- [20] M. Gomez-Rodriguez, J. Leskovec, and A. Krause. Inferring networks of diffusion and influence. In *KDD*, 2010.
- [21] A. Goyal, F. Bonchi, and L. V. S. Lakshmanan. Learning influence probabilities in social networks. In *WSDM*, 2010.
- [22] A. Goyal, W. Lu, and L.V.S. Lakshmanan. Celf++: Optimizing the greedy algorithm for influence maximization in social networks. In *WWW*. ACM, 2011.
- [23] Xinran He and David Kempe. Robust influence maximization. In *Proceedings of the 22Nd ACM SIGKDD International Conference on Knowledge Discovery and Data Mining*, KDD '16. ACM, 2016.
- [24] K. Huang, S. Wang, G. S. Bevilacqua, X. Xiao, and L. K. S. Lakshmanan. Revisiting the stop-and-stare algorithms for influence maximization. *PVLDB*, 10, 2017.
- [25] K. Jung, W. Heo, and W. Chen. Irie: Scalable and robust influence maximization in social networks. In *ICDM*. ACM, 2012.
- [26] D. Kempe, J. M. Kleinberg, and É. Tardos. Maximizing the spread of influence through a social network. In *KDD*. ACM, 2003.
- [27] J. Leskovec, A. Krause, C. Guestrin, C. Faloutsos, J. VanBriesen, and Glance N. Cost-effective outbreak detection in networks. In *KDD*. ACM, 2007.
- [28] B. Liu, G. Cong, X. Dong, and Y. Zeng. Time constrained influence maximization in social networks. In *ICDM*, 2012.
- [29] B. Mirzasoleiman, A. Karbasi, R. Sarkar, and A. Krause. Distributed submodular maximization: Identifying representative elements in massive data. In *NIPS*, 2013.
- [30] Elchanan Mossel and Sébastien Roch. On the submodularity of influence in social networks. In *STOC*, 2007.
- [31] G. Nemhauser, L. Wolsey, and M. Fisher. An analysis of the approximations of maximizing submodular set functions. *Mathematical Programming*, 14, 1978.
- [32] H. T. Nguyen, M. T. Thai, and T. N. Dinh. Stop-and-stare: Optimal sampling algorithms for viral marketing in billion-scale networks. In *SIGMOD*. ACM, 2016.
- [33] H. T. Nguyen, M. T. Thai, and T. N. Dinh. A billion-scale approximation algorithm for maximizing benefit in viral marketing. *IEEE/ACM Trans. Netw.*, 25(4), 2017.
- [34] M. Richardson and P. Domingos. Mining knowledge-sharing sites for viral marketing. In *KDD*. ACM, 2002.
- [35] K. Saito, R. Nakano, and M. Kimura. Prediction of information diffusion probabilities for independent cascade model. In *Knowledge-Based Intelligent Information and Engineering Systems (KES)*, volume 5179 of *Lecture Notes in Computer Science*. Springer, 2008.
- [36] Y. Tang, Y. Shi, and X. Xiao. Influence maximization in near-linear time: A martingale approach. In *SIGMOD*, 2015.
- [37] Y. Tang, X. Xiao, and Y. Shi. Influence maximization: Near-optimal time complexity meets practical efficiency. In *SIGMOD*, 2014.
- [38] J. Travers and S. Milgram. An experimental study of the small world problem. *Sociometry*, 32:425–443, 12 1969.

A Proof of Theorem 4.1

In section A.3 we prove Theorem 4.1 which is restated as Theorem A.2. In section A.1 we give some basic facts that we need, and in Section A.2 we prove Theorem A.1 that bounds the variance of a submodular function over a random subset. Theorem A.1 is needed for our main argument in Section A.3.

A.1 helpful lemmas

We start with some helpful lemmas.

Lemma A.1. Let $A = \{a_i\}_{1 \leq i \leq d}$, $B = \{b_i\}_{1 \leq i \leq d}$ be two sets of positive numbers. Then:

$$\frac{\sum a_i}{\sum b_i} \leq \max_i \left\{ \frac{a_i}{b_i} \right\}$$

Lemma A.2. If X, Y are two random variables on the same probability space and the variance of Y is finite, then:

$$\begin{aligned} \mathbb{E}[Y] &= \mathbb{E}[\mathbb{E}[Y|X]] \quad (\text{total expectation}) \\ \text{Var}[Y] &= \mathbb{E}[\text{Var}[Y|X]] + \text{Var}[\mathbb{E}[Y|X]] \quad (\text{total variance}) \end{aligned}$$

where $\mathbb{E}[Y|X]$ is a random variable that gets the expectation of Y conditioned the value of X and $\text{Var}[Y|X]$ is a random variable that gets the variance of Y conditioned the value of X .

When X is a Bernoulli random variable $X \sim \text{Ber}(p)$ then Lemma A.2 gives that

$$\text{Var}[Y] = \mathbb{E}[\text{Var}[Y|X]] + \text{Var}[\mathbb{E}[Y|X]] = pV_1 + (1-p)V_0 + p(1-p)(E_1 - E_0)^2.$$

where $V_0 = \text{Var}[Y|X = 0]$, $V_1 = \text{Var}[Y|X = 1]$, $E_0 = \mathbb{E}[Y|X = 0]$, and $E_1 = \mathbb{E}[Y|X = 1]$.

A.2 Submodular monotone functions

Let $S = \{a_i\}_{1 \leq i \leq t}$ be a set with t elements and let $P = \{p_i\}_{1 \leq i \leq t}$ be a set of t probabilities such that p_i is associated with the element a_i . Let X be a random subset of S that contains a_i with probability p_i independently for each $i = 1, \dots, t$. That is

$$\forall A \in 2^S : \Pr[X = A] = \prod_{a_i \in A} p_i \prod_{a_i \notin A} (1 - p_i).$$

We say that X is a random subset of S using probabilities P .

A submodular monotone function f over S is a function with the following properties:

1. $f : 2^S \rightarrow \mathbb{R}^+$
2. For every $A, B \subset S$ with $A \subset B$ and for every $x \in S \setminus B$ we have that $f(A \cup x) - f(A) \geq f(B \cup x) - f(B)$
3. $A \subset B \Rightarrow f(A) \leq f(B)$

For any singleton $\{a\} \in S$ we write $f(a)$ instead of $f(\{a\})$. Let $M_f = \max_i f(a_i) - f(\emptyset)$. Our purpose in this section is to show that:

Theorem A.1. For every random subset X of S using probabilities P and submodular monotone function f we have that

$$\text{Var}[f(X)] \leq M_f \mathbb{E}[f(X) - f(\emptyset)].$$

We give the following additional definitions and lemmas before proving this theorem.

Let $S_{-i} = S \setminus \{a_i\}$ and let $P_{-i} = P \setminus \{p_i\}$. We define X_{-i} to be a random subset of S_{-i} using the probabilities P_{-i} . Let f_i^0, f_i^1 be submodular functions over S_{-i} defined by $f_i^0(A) = f(A)$ and $f_i^1(A) = f(A \cup \{a_i\})$. Let

$$\mathbb{E}_i^1 = \mathbb{E}[f_i^1(X_{-i})] = \sum_{A \in 2^{S \setminus \{a_i\}}} \Pr[X_{-i} = A] f_i^1(A).$$

and

$$\mathbb{E}_i^0 = \mathbb{E}[f_i^0(X_{-i})] = \sum_{A \in 2^{S \setminus \{a_i\}}} \Pr[X_{-i} = A] f_i^0(A).$$

By our definitions $\mathbb{E}[f(X_{-i})] = \mathbb{E}_i^0$ and from total expectation (Lemma A.2), $\mathbb{E}[f(X)] = p_i \mathbb{E}_i^1 + (1 - p_i) \mathbb{E}_i^0$.

Lemma A.3. *let f be a submodular monotone function over S and X a random subset of S using probabilities P . Then,*

$$\forall i : E_i^1 - E_i^0 \leq f(a_i) - f(\emptyset) \leq M_f.$$

Proof. Since X is obtained by drawing the elements in S independently it follows that

$$\begin{aligned} E_i^1 - E_i^0 &= \sum_{A \in 2^{S-i}} \Pr[X_{-i} = A] [f(A \cup \{a_i\}) - f(A)] \stackrel{\text{submodularity}}{\leq} \\ &\sum_{A \in 2^{S \setminus a_i}} \Pr[X_{-i} = A] [f(a_i) - f(\emptyset)] \leq f(a_i) - f(\emptyset) \leq M_f. \end{aligned}$$

□

Lemma A.4. *for any submodular monotone function f over S and for any index i we have that $M_{f_i^0} \leq M_f$ and $M_{f_i^1} \leq M_f$.*

Proof. The first inequality follows immediately from our definition since

$$M_{f_i^0} = \max_{j \neq i} f_i^0(a_j) - f_i^0(\emptyset) = \max_{j \neq i} f(a_j) - f(\emptyset) \leq M_f.$$

For the second inequality we use submodularity as follows

$$M_{f_i^1} = \max_{j \neq i} f_i^1(a_j) - f_i^1(\emptyset) = \max_{j \neq i} f(\{a_j \cup a_i\}) - f(a_i) \stackrel{\text{sub-modularity}}{\leq} \max_j f(a_j) - f(\emptyset) = M_f.$$

□

We are now ready for the proof of Theorem A.1.

Proof. (of Theorem A.1) The proof is by induction on the size of S .

Base case: Let $S = \{a_1\}$, $P = \{p_1\}$ we have that

$$E[f(X)] = p_1 f(a_1) + (1 - p_1) f(\emptyset),$$

and

$$\begin{aligned} \text{Var}[f(X)] &= E[f(X)^2] - E^2[f(X)] = p_1 f^2(a_1) + (1 - p_1) f^2(\emptyset) - [p_1 f(a_1) + (1 - p_1) f(\emptyset)]^2 \\ &= p_1(1 - p_1) [f(a_1) - f(\emptyset)]^2 \leq M_f p_1(1 - p_1) [f(a_1) - f(\emptyset)]. \end{aligned}$$

It is left to prove that $E[f(X) - f(\emptyset)] \geq p_1(1 - p_1) [f(a_1) - f(\emptyset)]$, and indeed we have that

$$E[f(X) - f(\emptyset)] = p_1 [f(a_1) - f(\emptyset)] \geq p_1(1 - p_1) [f(a_1) - f(\emptyset)].$$

Inductive Step: Assume the lemma holds for sets of size ℓ and any submodular function f and probabilities P . For a set S with $\ell + 1$ elements and a submodular function f over S . Let $j \leq i$ be an arbitrary index.

From the total variance formula in Lemma A.2 we know that

$$\text{Var}[f(X)] = p_j V_j^1 + (1 - p_j) V_j^0 + p_j(1 - p_j) [E_j^1 - E_j^0]^2, \quad (9)$$

where $E_j^1 = E[f_j^1(X_{-j})]$, $E_j^0 = E[f_j^0(X_{-j})]$, $V_j^1 = \text{Var}[f_j^1(X_{-j})]$, and $V_j^0 = \text{Var}[f_j^0(X_{-j})]$.

By applying the induction hypothesis to S_{-j} with probabilities P_{-j} and $|S_{-j}| = \ell$ and f_j^0 and f_j^1 we get that

$$V_j^0 \leq M_{f_j^0} [E_j^0 - f_j^0(\emptyset)] \stackrel{\text{Lemma A.4}}{\leq} M_f [E_j^0 - f(\emptyset)],$$

and

$$V_j^1 \leq M_{f_j^1} [E_j^1 - f_j^1(\emptyset)] \stackrel{\text{Lemma A.4}}{\leq} M_f [E_j^1 - f(a_j)].$$

Substituting these bounds in Equation (9) we get that

$$\begin{aligned}
\text{Var}[f(X)] &\leq p_j \mathbb{M}_f[\mathbf{E}_j^1 - f(a_j)] + (1 - p_j) \mathbb{M}_f[\mathbf{E}_j^0 - f(\emptyset)] + p_j(1 - p_j)[\mathbf{E}_j^1 - \mathbf{E}_j^0]^2 \\
&= \mathbb{M}_f[p_j \mathbf{E}_j^1 + (1 - p_j) \mathbf{E}_j^0 - f(\emptyset)] + p_j(1 - p_j)[\mathbf{E}_j^1 - \mathbf{E}_j^0]^2 - p_j \mathbb{M}_f[f(a_j) - f(\emptyset)] \\
&\quad \underbrace{=}_{\text{total expectation}} \mathbb{M}_f[\mathbb{E}[f(X)] - f(\emptyset)] + p_j(1 - p_j)[\mathbf{E}_j^1 - \mathbf{E}_j^0]^2 - p_j \mathbb{M}_f[f(a_j) - f(\emptyset)] \\
&\quad \underbrace{\leq}_{\text{Lemma A.3}} \mathbb{M}_f[\mathbb{E}[f(X)] - f(\emptyset)] + p_j \mathbb{M}_f[f(a_j) - f(\emptyset)][(1 - p_j) - 1] \\
&\leq \mathbb{M}_f[\mathbb{E}[f(X)] - f(\emptyset)].
\end{aligned}$$

□

A.3 Upper bound on the variance in the IC model with τ steps

Let \mathcal{G} be a τ -stepped IC model. We denote by $\mathbb{M}_{\mathcal{G}}^{\tau}(\bar{T})$ the maximum influence of a single node in \mathcal{G} that is not included in T :

$$\mathbb{M}_{\mathcal{G}}^{\tau}(\bar{T}) = \max_{v \in V \setminus T} \mathbb{I}_{\mathcal{G}}^{\tau}(v)$$

As before, we omit \mathcal{G} if it can be understood from the context. We prove the following theorem which is a restatement of Theorem 4.1.

Theorem A.2. *For every τ -stepped IC model \mathcal{G} and for every set of nodes $T \in \mathcal{G}$:*

$$\frac{\text{Var}[\mathbb{R}^{\tau}(T)]}{M^{\tau}(\bar{T}) I^{\tau}(T)} \leq \tau$$

Proof. Proof by induction on τ .

Base case ($\tau = 1$): Let T be a set of nodes, and let $N(T) = \{v \notin T \mid \exists(u, v) \in \mathcal{E}, u \in T\}$ be the set of outgoing neighbors of T . Let p_v be the probability of reaching node v from T in one step. Clearly, $\mathbb{I}^1(T) = |T| + \sum_{v \in N(T)} p_v$, and since the events of reaching nodes $v_1, v_2 \in N(T)$ are independent for every $v_1, v_2 \in N(T)$ we have that $\text{Var}[\mathbb{R}^1(T)] = \sum_{v \in N(T)} p_v(1 - p_v)$. It is easy to see that

$$\frac{\sum_{v \in N(T)} p_v(1 - p_v)}{|T| + \sum_{v \in N(T)} p_v} \leq 1.$$

Since $M^1(\bar{T}) \geq 1$ for every T , it implies that:

$$\frac{\text{Var}[\mathbb{R}^1(T)]}{M^1(\bar{T}) \mathbb{I}^1(T)} \leq 1.$$

Note that in the weighted model the we have that:

$$I^1(T) = \sum_{v \in T} w_v + \sum_{v \in N(T)} p_v w_v$$

and the variance is:

$$\text{Var}[\mathbb{R}^1(T)] = \sum_{v \in N(T)} p_v(1 - p_v) w_v^2$$

$M^1(\bar{T}) \geq \max_{v \in N(T)} w_v$, therefore the inequality $\frac{\text{Var}[\mathbb{R}^1(T)]}{M^1(\bar{T}) \mathbb{I}^1(T)} \leq 1$ still holds.

Inductive step: Let T be a set of nodes, and let $N(T) = \{v \notin T \mid \exists(u, v) \in \mathcal{E}, u \in T\}$ be the set of outgoing neighbors of T . We define A to be the subset of $N(T)$ which is activated after the first step. By the total variance formula we get that

$$\text{Var}[\mathbb{R}^{\tau}(T)] = \text{Var}_A[\mathbb{E}[\mathbb{R}^{\tau}(T|A)]] + \mathbb{E}_A[\text{Var}[\mathbb{R}^{\tau}(T|A)]]. \quad (10)$$

We define $f(A) = \mathbb{E}[\mathbb{R}^\tau(T|A)] - |T|$ for sets $A \subseteq N(T)$. This function represents the expected number of nodes which are not in T that are activated after τ steps if we activate T at time 0 and the set A after one step. The function f has the following three trivial properties:

1. f is monotone and submodular,
2. $f(\emptyset) = 0$,
3. $\max_{v \in N(T)} f(v) \leq M^\tau(\bar{T})$.

By Theorem A.1 and Properties 2 and 3 we have:

$$\begin{aligned} \text{Var}_A[\mathbb{E}[\mathbb{R}^\tau(T|A)]] &= \text{Var}_A[f(A) + |T|] \stackrel{\text{Theorem A.1}}{\leq} \max_{v \in N(T)} f(v) \mathbb{E}_A[f(A) - f(\emptyset)] \\ &\stackrel{\text{Properties 2,3}}{\leq} M^\tau(\bar{T}) \mathbb{E}_A[\mathbb{E}[\mathbb{R}^\tau(T|A) - |T|]]. \end{aligned} \quad (11)$$

By dividing Equation (10) by $M^\tau(\bar{T}) \mathbb{E}_A[\mathbb{E}[\mathbb{R}^\tau(T|A) - |T|]]$ and applying (11) we get that:

$$\frac{\text{Var}[\mathbb{R}^\tau(T)]}{M^\tau(\bar{T}) \mathbb{E}_A[\mathbb{E}[\mathbb{R}^\tau(T|A) - |T|]]} \leq 1 + \frac{\mathbb{E}_A[\text{Var}[\mathbb{R}^\tau(T|A)]]}{M^\tau(\bar{T}) \mathbb{E}_A[\mathbb{E}[\mathbb{R}^\tau(T|A) - |T|]]} \quad (12)$$

Now we can bound $\frac{\mathbb{E}_A[\text{Var}[\mathbb{R}^\tau(T|A)]]}{M^\tau(\bar{T}) \mathbb{E}_A[\mathbb{E}[\mathbb{R}^\tau(T|A) - |T|]]}$:

$$\begin{aligned} \frac{\mathbb{E}_A[\text{Var}[\mathbb{R}^\tau(T|A)]]}{M^\tau(\bar{T}) \mathbb{E}_A[\mathbb{E}[\mathbb{R}^\tau(T|A) - |T|]]} &= \frac{1}{M^\tau(\bar{T})} \frac{\sum_{S \subseteq N(T)} \Pr[A = S] \text{Var}[\mathbb{R}^\tau(T|A = S)]}{\sum_{S \subseteq N(T)} \Pr[A = S] \mathbb{E}[\mathbb{R}^\tau(T|A = S) - |T|]} \\ &\stackrel{\text{Lemma A.1}}{\leq} \frac{1}{M^\tau(\bar{T})} \max_{S \subseteq N(T)} \frac{\text{Var}[\mathbb{R}^\tau(T|A = S)]}{\mathbb{E}[\mathbb{R}^\tau(T|A = S) - |T|]} \end{aligned}$$

Let $S' = \arg \max_{S \subseteq N(T)} \frac{\text{Var}[\mathbb{R}^\tau(T|A = S)]}{\mathbb{E}[\mathbb{R}^\tau(T|A = S) - |T|]}$, and let \mathcal{G}' be a new model obtained from \mathcal{G} by deleting T and its incident edges. Since A represents the activated nodes in the first step we can simply write:

$$\mathbb{R}_{\mathcal{G}}^\tau(T|A = S') - |T| = \mathbb{R}_{\mathcal{G}'}^{\tau-1}(S')$$

therefore,

$$\mathbb{I}_{\mathcal{G}}^\tau(T|A = S') - |T| = \mathbb{I}_{\mathcal{G}'}^{\tau-1}(S') \quad (13)$$

By the construction of \mathcal{G}' also follows that $M^\tau(\bar{T}) \geq M^{\tau-1}(\bar{S}')$. Using that, we get:

$$\begin{aligned} \frac{\text{Var}[\mathbb{R}_{\mathcal{G}}^\tau(T)]}{M_{\mathcal{G}}^\tau(\bar{T}) \mathbb{I}_{\mathcal{G}}^\tau(T)} &\leq \frac{\text{Var}[\mathbb{R}_{\mathcal{G}'}^{\tau-1}(S')]}{M_{\mathcal{G}'}^{\tau-1}(\bar{S}') (\mathbb{I}_{\mathcal{G}'}^{\tau-1}(S') - |T|)} = \frac{\text{Var}[\mathbb{R}_{\mathcal{G}'}^{\tau-1}(S')]}{M_{\mathcal{G}'}^{\tau-1}(\bar{S}') \mathbb{E}_A[\mathbb{E}[\mathbb{R}_{\mathcal{G}'}^{\tau-1}(S') - |T|]]} \\ &\stackrel{\text{Eq. 12}}{\leq} 1 + \frac{\text{Var}[\mathbb{R}_{\mathcal{G}'}^{\tau-1}(S')]}{M_{\mathcal{G}'}^{\tau-1}(\bar{S}') \mathbb{E}_A[\mathbb{E}[\mathbb{R}_{\mathcal{G}'}^{\tau-1}(S') - |T|]]} \stackrel{\text{Eq. 13}}{\leq} 1 + \frac{\text{Var}[\mathbb{R}_{\mathcal{G}'}^{\tau-1}(S')]}{M_{\mathcal{G}'}^{\tau-1}(\bar{S}') \mathbb{I}_{\mathcal{G}'}^{\tau-1}(S')} \stackrel{\text{induction's hypothesis}}{\leq} 1 + \tau - 1 = \tau \end{aligned}$$

The proof in the weighted model is identical except for the fact that instead of subtracting $|T|$ we subtract $\sum_{v \in T} w_v$. □

B Variance lower bound construction

Lemma B.1. *Let \mathcal{G} be complete binary tree where each edge has probability $\frac{1}{2}$ and let $h(u)$ be the height of the node u . Then, $\mathbb{I}^\tau(u) = h(u)$ and $\text{Var}[\mathbb{R}^\tau(u)] = \frac{1}{2} \sum_{i=0}^{h(u)-1} i^2 = \frac{(h(u)-1)h(u)(2h(u)-1)}{12}$.*

Proof. By induction on the height of the node.

base step: ($h(u) = 1$): It is clear that $\mathbb{I}^1(u) = 1$ and $\text{Var}[\mathbb{R}^1(u)] = 0$ since u is a leaf.

Inductive step: u has two neighbors and each is reached with probability $\frac{1}{2}$. Let v_1 and v_2 be the neighbors of u and let X_1, X_2 be random variables that indicate if $(u, v_1), (u, v_2)$ were activated respectively. The variables X_1, X_2 are Bernoulli random variables with $p = \frac{1}{2}$, hence, $\mathbb{E}[X_1] = \mathbb{E}[X_2] = \frac{1}{2}$ and $\text{Var}[X_1] = \text{Var}[X_2] = \frac{1}{4}$. Since the graph is a tree, the reachabilities of v_1 and v_2 are independent random variables, so we can simply write:

$$\mathbb{R}^\tau(u) = 1 + X_1 \mathbb{R}^{\tau-1}(v_1) + X_2 \mathbb{R}^{\tau-1}(v_2)$$

The variable $\mathbb{R}^{\tau-1}(v_1)$ and $\mathbb{R}^{\tau-1}(v_2)$ are identical and $X_1, \mathbb{R}^{\tau-1}(v_1)$ and $X_2, \mathbb{R}^{\tau-1}(v_2)$ are independent random variables, Thus,

$$\begin{aligned} \mathbb{I}^\tau(u) &= \mathbb{E}[\mathbb{R}^\tau(u)] = 1 + \mathbb{E}[X_1] \mathbb{E}[\mathbb{R}^{\tau-1}(v_1)] + \mathbb{E}[X_2] \mathbb{E}[\mathbb{R}^{\tau-1}(v_2)] = 1 + 2 \frac{1}{2} \mathbb{E}[\mathbb{R}^{\tau-1}(v_1)] \\ &\stackrel{\text{induction's hypothesis}}{=} 1 + h(u) - 1 = h(u) \end{aligned}$$

The computation of the variance is similar:

$$\text{Var}[\mathbb{R}^\tau(u)] = \text{Var}[X_1 \mathbb{R}^{\tau-1}(v_1)] + \text{Var}[X_2 \mathbb{R}^{\tau-1}(v_2)] = 2 \text{Var}[X_1 \mathbb{R}^{\tau-1}(v_1)]$$

For two independent random variables A, B holds that: $\text{Var}[AB] = \text{Var}[A] \text{Var}[B] + \text{Var}[A] \mathbb{E}^2[A] + \text{Var}[B] \mathbb{E}^2[B]$, we have that:

$$\begin{aligned} \text{Var}[\mathbb{R}^\tau(u)] &= 2 (\text{Var}[X_1] \text{Var}[\mathbb{R}^{\tau-1}(v_1)] + \text{Var}[X_1] \mathbb{E}^2[\mathbb{R}^{\tau-1}(v_1)] + \text{Var}[\mathbb{R}^{\tau-1}(v_1)] \mathbb{E}^2[X_1]) \\ &= 2 \left(\frac{1}{2} \text{Var}[\mathbb{R}^{\tau-1}(v_1)] + \frac{1}{4} \mathbb{E}^2[\mathbb{R}^{\tau-1}(v_1)] \right) = \text{Var}[\mathbb{R}^{\tau-1}(v_1)] + \frac{1}{2} (h(u) - 1)^2 \\ &\stackrel{\text{induction's hypothesis}}{=} \frac{1}{2} \sum_{i=0}^{h(u)-1} i^2 = \frac{(h(u) - 1)h(u)(2h(u) - 1)}{12}. \end{aligned}$$

□

Theorem B.1. *There is a model \mathcal{G} and a set of nodes T such that $\frac{\text{Var}[\mathbb{R}^\tau(T)]}{M^\tau((T)) \mathbb{I}^\tau(T)} \geq \frac{\tau}{12}$.*

Proof. Lemma B.1 shows that for every node $u \in \mathcal{G}$, $\mathbb{I}^\tau(u) = h(u)$ and $\text{Var}[\mathbb{R}^\tau(u)] = \frac{(h(u)-1)h(u)(2h(u)-1)}{12}$. It follows that the root r has the largest influence $\mathbb{I}^\tau(r) = \tau$ and $\text{Var}[\mathbb{R}^\tau(u)] = \frac{(\tau-1)\tau(2\tau-1)}{12}$. Furthermore $M^\tau(\bar{r}) = \tau - 1$ since the nodes of the largest influence in $V \setminus r$ are the children of r . We conclude that:

$$\frac{\text{Var}[\mathbb{R}^\tau(r)]}{M^\tau(\bar{r}) \mathbb{I}^\tau(r)} = \frac{(\tau-1)\tau(2\tau-1)}{\tau(\tau-1)12} = \frac{2\tau-1}{12} \stackrel{\tau \geq 1}{\geq} \frac{\tau}{12}.$$

□

C Greedy optimization with approximate non-submodular oracle

In this section we present the proof of Lemma 8.1. We show that our approximation guarantees imply that the application of greedy on \hat{F} generates a sequence that is an approximate greedy sequence (in the sense of Lemma C.1) with respect to F .

We first state a helpful Lemma [13] that establishes that it suffices that $\hat{F}(u \mid S)$ to approximate the marginal contributions

$$F(u \mid S) := F(S \cup \{u\}) - F(S)$$

Lemma C.1. [13] Given a monotone submodular function F , an approximate greedy algorithm that for some $\epsilon \in [0, 1)$ selects at each step an element u such that $F(u \mid S) \geq (1 - \epsilon) \max_v F(v \mid S)$ has approximation ratio $\geq (1 - (1 - 1/s)^s)(1 - \epsilon)$.

Proof. It is easy to see that the approximation ratio of ϵ -approximate greedy is $1 - (1 - (1 - \epsilon)/s)^s$. It therefore suffices to establish that this expression is larger than $(1 - (1 - 1/s)^s)(1 - \epsilon)$ for $\epsilon \in [0, 1]$. Equivalently, we need to show that for all $s \geq 2$ and $x \in [0, 1]$

$$(1 - (1 - x)/s)^s - (1 - x)(1 - 1/s)^s - x \leq 0.$$

This follows from equality holding for $x = 0$ and $x = 1$ and the function being concave up (second derivative is positive). \square

Proof of Lemma 8.1. Consider a monotone non-negative \hat{F} that is a uniform ϵ_A -approximation of a monotone non-negative F with $\epsilon_A = \frac{\epsilon(1-\epsilon)}{14s}$. By definition of ϵ -approximation (see Section 3.2), $|\hat{F}(T) - F(T)| \geq \epsilon_A \max\{F(T), \text{OPT}_1(F)\}$ for all S with $|S| \leq s$. Therefore,

$$\text{if } F(S) \geq (1 - \epsilon)\text{OPT}_1(F) \text{ then } \frac{|\hat{F}(S) - F(S)|}{F(S)} \leq \frac{\epsilon}{14s} \quad (14)$$

$$\text{if } F(S) \leq (1 - \epsilon)\text{OPT}_1(F) \text{ then } \hat{F}(S) \leq \left(1 - \frac{\epsilon}{2}\right) \text{OPT}_1(F). \quad (15)$$

Inequality (14) follows immediately when $F(S) \geq \text{OPT}_1(F)$ because the relative error is at most $\epsilon_A \leq \frac{\epsilon}{14s}$. For $(1 - \epsilon)\text{OPT}_1(F) \leq F(S) < \text{OPT}_1(F)$ we have absolute error being at most $\epsilon_A \text{OPT}_1(S)$ which is a relative error of at most $\epsilon_A/(1 - \epsilon) \leq \frac{\epsilon}{14s}$. Inequality (15) follows from the absolute error being at most $\epsilon_A \text{OPT}_1(F)$ and $\epsilon_A \leq \epsilon/2$.

We establish that these conditions imply that greedy on \hat{F} on the prefix of the greedy sequence where $F(S) \leq \frac{3}{4}\text{OPT}_s(F)$ is actually approximate greedy (as in the conditions of Lemma C.1) with respect to F . Note that $1 - (1 - 1/s)^s \geq 3/4$ for $s \geq 2$ and thus the prefix restriction does not limit generality. The claim will then follow from Lemma C.1.

For $s = 1$, it follows from Equations (14) and (15), that the first element of a greedy sequence with respect to \hat{F} , $\arg \max_u \hat{F}(u)$, satisfies $\hat{F}(u) \geq (1 - \frac{\epsilon}{14})\text{OPT}_1(F)$. Therefore from the second iteration and on, we have a set S for which the relative error bounds in Equation (14) applies.

We consider the marginal contributions $F(u \mid S)$ for any node u . We have

$$\begin{aligned} |\hat{F}(S) - F(S)| &\leq \frac{\epsilon}{14s} F(S) \\ |\hat{F}(S \cup \{u\}) - F(S \cup \{u\})| &\leq \frac{\epsilon}{14s} F(S \cup \{u\}) = \frac{\epsilon}{14s} (F(S) + F(u \mid S)). \end{aligned}$$

We use these inequalities to bound the absolute error of (any) marginal influence estimate by

$$\begin{aligned} |\hat{F}(u \mid S) - F(u \mid S)| &= |\hat{F}(S \cup \{u\}) - \hat{F}(S) - F(S \cup \{u\}) + F(S)| \\ &\leq |\hat{F}(S \cup \{u\}) - F(S \cup \{u\})| + |\hat{F}(S) - F(S)| \\ &\leq \frac{\epsilon}{7s} F(S) + \frac{\epsilon}{14s} F(u \mid S). \end{aligned} \quad (16)$$

We now consider the node $v = \arg \max_{u \in V} F(u \mid S)$ with maximum marginal contribution to S with respect to F and its contribution value

$$\Delta := F(v \mid S) \geq \frac{1}{s} (\text{OPT}_s - F(S)).$$

Thus, when $F(S) \leq \frac{3}{4}\text{OPT}_s$,

$$\Delta \geq \frac{1}{3s} F(S). \quad (17)$$

By applying (16) to v we get that

$$\hat{F}(v \mid S) \geq \Delta - \frac{\epsilon}{7s} F(S) - \frac{\epsilon}{14s} \Delta$$

Therefore the node $v' = \arg \max_v \hat{F}(v \mid S)$ with maximum marginal contribution according to \hat{F} satisfies

$$\hat{F}(v' \mid S) \geq \hat{F}(v \mid S) \geq \Delta - \frac{\epsilon}{7s} F(S) - \frac{\epsilon}{14s} \Delta.$$

By using (16) again, substituting (17), and using that fact that $s \geq 2$:

$$F(v' | S) \geq \Delta - 2\frac{\epsilon}{7s}F(S) - 2\frac{\epsilon}{14s}\Delta \quad (18)$$

$$\geq \Delta - \epsilon\Delta\left(\frac{1}{7s} + \frac{6}{7}\right) \geq \Delta(1 - \epsilon) . \quad (19)$$

Therefore, the greedy sequence according to \hat{F} is an approximate greedy sequence according to F and satisfies the conditions of Lemma C.1. Therefore the resulting sequence yields an approximation ratio at least $(1 - (1 - 1/s)^s)(1 - \epsilon)$. \square

D Optimization with adaptive sample size

The pseudocode for our wrapper is provided in Algorithm 1. The inputs to the wrapper are a base algorithm \mathcal{A} and two constructions of oracles from sets of simulations. The first construction produces an oracle, \hat{F}_v , that we use for validation. The second construction produces oracles, \hat{F}_x , that are provided as input to \mathcal{A} to perform the optimization. The oracles provide an approximation of our influence function $\mathbb{I}^\tau(S)$ with non-uniform guarantees. For specified (ϵ, δ) we use the expressions $r_v(\epsilon, \delta)$ or $r_x(\epsilon, \delta)$ for the number of simulations required to obtain (ϵ, δ) guarantees (in the sense of Section 3.2). This gives us a relation between ϵ, δ , and a number of simulations. When constructing an oracle with a given number of simulations r and a specified ϵ , we can determine the confidence δ we have from ϵ and r . The oracles that we consider have the property that for a fixed ϵ , δ decreases at least linearly with the number of simulations. (i.e., when we double the number of simulations δ decreases by at least a factor of 2.)

Algorithm 1 Optimization wrapper

Input: (i) Two oracle constructions from simulations: \hat{F}_v (validation) and \hat{F}_x (optimization) that with $r_v(\epsilon, \delta)$ (resp., $r_x(\epsilon, \delta)$) simulations provide (ϵ, δ) guarantees. (ii) An optimization algorithm \mathcal{A} that applies to the optimization oracle \hat{F}_x and returns a subset. (iii) M : Bound on maximum number of simulations. (iv) Parameters $\epsilon > 0$ and $\delta > 0$.

```

 $r \leftarrow r_x(\epsilon, \delta)$  // #simulations for  $\hat{F}_x$  to provide  $(\epsilon, \delta)$  guarantees
// Build validation oracle
 $\delta_v \leftarrow \frac{\delta}{\lceil \log_2 M/r \rceil}; r_v \leftarrow r_v(\epsilon, \delta_v)$  // #simulations for validation oracle
 $\hat{F}_v \leftarrow$  validation oracle from  $r_v$  i.i.d simulations that provides  $(\epsilon, \delta_v)$  guarantees
 $\mathcal{R} \leftarrow \perp$  // Initialize set of i.i.d simulations for optimization
repeat
    Add  $r$  fresh i.i.d simulations to set  $\mathcal{R}$ 
     $\hat{F}_x \leftarrow$  optimization oracle from simulations  $\mathcal{R}$  that provides  $(\epsilon, *)$  guarantees // * determined by  $|\mathcal{R}|$ 
     $T \leftarrow \mathcal{A}(\hat{F}_x)$  // Optimize over the oracle
    if  $\hat{F}_v(T) \geq \frac{(1-2\epsilon)}{1+\epsilon} \hat{F}_x(T)$  then
        | return  $T, \hat{F}_v(T)$ 
    else
        |  $r \leftarrow 2r$ 
until  $|\mathcal{R}| + r_v > M$ 

```

The wrapper first determines an upper bound ($\lceil \log_2 M/r_x(\epsilon, \delta) \rceil$) on the maximum number of iterations it performs (based on the initial number and the simulation budget) and constructs a validation oracle that provides guarantees for a small number of sets (queries) which equals this maximum number of iterations. It then starts with a set \mathcal{R} of $r_x(\epsilon, \delta)$ simulations that suffice for the oracle \hat{F}_x to provide (non-uniform) (ϵ, δ) approximation guarantees. The wrapper repeats the following: It constructs an “optimization” oracle \hat{F}_x using the set of simulations \mathcal{R} and applies \mathcal{A} over \hat{F}_x to obtain a set T . The wrapper terminates when $\hat{F}_v(T)$ is close to $\hat{F}_x(T)$ or when our simulation budget of M is exceeded. Otherwise, we double the number of simulations in our set \mathcal{R} and repeat.

The wrapped algorithm \mathcal{A} can be an exact or approximate optimizer. It is applied to the oracle function and therefore its quality guarantees are with respect to how well the oracle value $\hat{F}_x(T)$ of the output set T approximates the oracle optimum $\max_{S||S|\leq s} \hat{F}_x(S)$. The wrapper extends the approximation guarantees that \mathcal{A} provides (with respect to the oracle) to a guarantee with respect to the influence function while avoiding the worst-case number of simulations needed for a uniform approximation.

We first establish some basic properties.

Lemma D.1. Let S be a set with maximum influence (with $\mathcal{I}^\tau(S) = \text{OPT}_s^\tau$). With probability at least $1 - 2\delta$, all the optimization oracles \hat{F}_x constructed by the wrapper have $(1 - \epsilon)\text{OPT}_s^\tau \leq \hat{F}_x(S) \leq (1 + \epsilon)\text{OPT}_s^\tau$.

Proof. The probability that $(1 - \epsilon)\text{OPT}_s^\tau \leq \hat{F}_x(S) \leq (1 + \epsilon)\text{OPT}_s^\tau$ fails for the first oracle is at most δ . The number of \hat{F}_x uses simulations doubles in each iteration and all our constructions are such that the confidence parameter δ decreases at least linearly with the number of simulations. We therefore obtain that the sequence of failure probabilities for $(1 - \epsilon)\text{OPT}_s^\tau \leq \hat{F}_x(S) \leq (1 + \epsilon)\text{OPT}_s^\tau$ is geometric and sums up to at most 2δ . \square

As an immediate corollary we obtain:

Corollary D.2. Under the conditions of Lemma D.1, the oracle optimum in all iterations satisfies

$$\max_{T \mid |T| \leq s} \hat{F}_x(T) \geq (1 - \epsilon)\text{OPT}_s^\tau.$$

The following is immediate from the construction of the validation oracle.

Lemma D.3. With probability at least $1 - \delta$, the validation oracle has relative error at most ϵ on all tests in which the input set T is such that $\mathcal{I}^\tau(T) \geq \text{OPT}_1^\tau$ and absolute error at most $\epsilon\text{OPT}_1^\tau$ otherwise.

Proof. The wrapper performs at most $\lceil \log_2 M/r \rceil$ iterations before it stops, in each iteration the validation oracle fails to provide an ϵ -approximation with probability at most δ_v . Therefore, by union bound, the probability that the algorithm fails to provide an ϵ -approximation in at least one round is at most $\delta_v \lceil \log_2 M/r \rceil \leq \delta$. \square

Lemma D.4. Assume that our data and our optimization oracle with r or more simulations, are such that with probability at least $1 - \delta$, the optimum of the oracle is an approximate optimizer, that is:

$$(1 + \epsilon)\text{OPT}_s^\tau \geq \max_{S \mid |S| \leq s} \hat{F}_x(S) \geq (1 - \epsilon)\text{OPT}_s^\tau \quad (20)$$

$$\mathcal{I}^\tau(\arg \max_{S \mid |S| \leq s} \hat{F}_x(S)) \geq (1 - \epsilon)\text{OPT}_s^\tau \quad (21)$$

and assume that the algorithm \mathcal{A} returns the oracle optimum. Then with probability at least $1 - 5\delta$, the wrapper terminates after at most $2 \max\{r, r_x(\epsilon, \delta)\} + r_v$ simulations and returns T such that $\mathcal{I}^\tau(T) \geq (1 - 5\epsilon)\text{OPT}_s^\tau$.

Proof. First we show that the wrapper returns a set T with the required properties with probability at most $1 - 3\delta$ and then we show that the number of iterations the wrapper does before it stops is smaller than M with probability of at most $1 - 2\delta$.

From Lemma D.1, with probability at least $1 - 2\delta$ in all iterations \mathcal{A} returns T for which $\hat{F}_x(T) \geq (1 - \epsilon)\text{OPT}_s^\tau$. The validation succeeds only if $\hat{F}_v(T) \geq \frac{(1-2\epsilon)}{1+\epsilon} \hat{F}_x(T) \geq \frac{(1-\epsilon)(1-2\epsilon)}{1+\epsilon} \text{OPT}_s^\tau$. From Lemma D.3 with probability at least $1 - \delta$ in all iterations we have

$$\hat{F}_v(T) \leq \max\{(1 + \epsilon)\mathcal{I}^\tau(T), \mathcal{I}^\tau(T) + \epsilon\text{OPT}_1^\tau\}.$$

Therefore, with probability $1 - 3\delta$ the set T returned by the wrapper satisfies

$$\frac{(1 - \epsilon)(1 - 2\epsilon)}{1 + \epsilon} \text{OPT}_s^\tau \leq \max\{(1 + \epsilon)\mathcal{I}^\tau(T), \mathcal{I}^\tau(T) + \epsilon\text{OPT}_1^\tau\}.$$

If $(1 + \epsilon)\mathcal{I}^\tau(T) > \mathcal{I}^\tau(T) + \epsilon\text{OPT}_1^\tau$ then $\mathcal{I}^\tau(T) \geq \frac{(1-\epsilon)(1-2\epsilon)}{(1+\epsilon)^2} \text{OPT}_s^\tau \geq (1 - 5\epsilon)\text{OPT}_s^\tau$. Otherwise, we have that $\mathcal{I}^\tau(T) \geq \left(\frac{(1-\epsilon)(1-2\epsilon)}{1+\epsilon} - \epsilon\right) \text{OPT}_s^\tau \geq (1 - 5\epsilon)\text{OPT}_s^\tau$.

We have to show that with probability at least $1 - 2\delta$ within $2 \max\{r, r_x(\epsilon, \delta)\} + r_v$ simulations the wrapper returns such a set T to finish the proof. Consider the first iteration where $|\mathcal{R}| \geq r$. By Equations (20) and (21) with probability at least $1 - \delta$ we have that $\mathcal{I}^\tau(T) \geq (1 - \epsilon)\text{OPT}_s^\tau$ and $(1 + \epsilon)\text{OPT}_s^\tau \geq \hat{F}_x(T) \geq (1 - \epsilon)\text{OPT}_s^\tau$. By Lemma D.3 we have that with probability at least $1 - \delta$, the validation oracle satisfies that $\hat{F}_v(T) \geq (1 - \epsilon)\mathcal{I}^\tau(T)$ or $\hat{F}_v(T) \geq \mathcal{I}^\tau(T) - \epsilon\text{OPT}_1^\tau \geq \mathcal{I}^\tau(T) - \epsilon\text{OPT}_s^\tau$. By the last two statements we have that with probability of at least $1 - 2\delta$:

$$\hat{F}_v(T) \geq (1 - \epsilon)\mathcal{I}^\tau(T) \geq (1 - \epsilon)^2 \text{OPT}_s^\tau \geq (1 - 2\epsilon)\text{OPT}_s^\tau \geq \frac{(1 - 2\epsilon)}{1 + \epsilon} \hat{F}_x(T)$$

or

$$\hat{F}_v(T) \geq \mathbb{I}^\tau(T) - \epsilon \text{OPT}_s^\tau \geq (1 - 2\epsilon) \text{OPT}_s^\tau \geq \frac{(1 - 2\epsilon)}{1 + \epsilon} \hat{F}_x(T).$$

□

Theorem 7.1, which we restate below to provide reading fluency, now follows as a corollary.

Theorem D.1 (Theorem 7.1). *Suppose that on our data the averaging (respectively, median-of-averages) oracle \hat{F} has the property that with r simulations, with probability at least $1 - \delta$, the oracle optimum $T := \arg \max_{S \mid |S| \leq s} \hat{F}(S)$ satisfies*

$$\mathbb{I}^\tau(T) \geq (1 - \epsilon) \text{OPT}_s^\tau.$$

Then with probability at least $1 - 5\delta$, when using $2 \max\{r, r(\epsilon, \delta)\} + O(\epsilon^{-2}\tau(\ln \frac{1}{\delta} + \ln(\ln \ln \frac{n}{\delta} + \ln s)))$ simulations with the median-of-averages oracle and $2 \max\{r, r(\epsilon, \delta)\} + O(\epsilon^{-2}\tau(\ln \frac{1}{\delta} + \ln(\ln \ln \frac{n}{\delta} + \ln n)))$ simulations with the averaging oracle, the wrapper outputs a set T such that $\mathbb{I}^\tau(T) \geq (1 - 5\epsilon) \text{OPT}_s^\tau$.

Proof of Theorem 7.1. We analyze here the number of simulations required using the averaging oracles and the median-of-averages oracles, in both cases we use median-of-averages oracles for validation. In both cases $r_v = r(\epsilon, \delta_v) = O(\epsilon^{-2}\tau \log \frac{1}{\delta_v})$, where $\delta_v = \frac{\delta}{\lceil \log_2 \frac{M}{r_x} \rceil}$. By Lemma D.4 the number of simulations is at most $2 \max\{r, r_x(\epsilon, \delta)\} + r_v$. M and r_x get different values for each oracle.

median-of-averages oracles analysis

We have that $r_x = O(\epsilon^{-2}\tau \ln \delta^{-1})$ by Lemma 6.1 and we set $M = O(\epsilon^{-2}\tau s \ln \frac{n}{\delta})$ by Theorem 6.1. Simple calculation shows that:

$$\frac{1}{\delta_v} = \frac{\lceil \ln \frac{s \ln \frac{n}{\delta}}{\ln \frac{1}{\delta}} \rceil}{\delta} \leq \frac{1}{\delta} (\ln s + \ln(\ln \frac{n}{\delta})).$$

Therefore,

$$r_v = O\left(\epsilon^{-2}\tau \left(\ln \frac{1}{\delta} + \ln(\ln \ln \frac{n}{\delta} + \ln s)\right)\right).$$

averaging oracles analysis

We have $r_x = O(\epsilon^{-2}\tau \delta^{-1})$ and we set $M = O(\epsilon^{-2} s n \ln \frac{n}{\delta})$ according to the respective worst-case guarantees on the number of simulations specified in (1). A simple calculations shows:

$$\frac{1}{\delta_v} = \frac{\lceil \ln \frac{\delta s n \ln \frac{n}{\delta}}{\tau} \rceil}{\delta} \leq \frac{1}{\delta} (\ln \ln \frac{n}{\delta} + 2 \ln n)$$

Therefore,

$$r_v = O\left(\epsilon^{-2}\tau \left(\ln \frac{1}{\delta} + \ln(\ln \ln \frac{n}{\delta} + \ln n)\right)\right).$$

□

We next consider cases where the algorithm \mathcal{A} is approximate (may not return the oracle optimizer). We assume in these cases that the optimization oracles \hat{F}_x when constructed with a given number of simulations provide, with high probability, uniform ϵ -approximation for all $\binom{n}{s}$ subsets of cardinality at most s :

$$\forall T \text{ such that } |T| < s, \left| \hat{F}(T) - \mathbb{I}^\tau(T) \right| \leq \epsilon \max\{\mathbb{I}^\tau(T), \text{OPT}_1^\tau\}.$$

We first show that a very weak assumption on \mathcal{A} suffices to guarantee termination with good probability.

Lemma D.5. *If the optimization oracle \hat{F}_x when constructed with r or more simulations provides uniform ϵ -approximation with probability at least $1 - \delta$, and the algorithm \mathcal{A} returns T such that $\hat{F}_x(T) \geq (1 - \epsilon) \text{OPT}_1^\tau$. Then with probability at least $1 - 2\delta$ the wrapper will terminate after using at most $2 \max\{r, r_x(\epsilon, \delta)\} + r_v$ simulations.*

Proof. Consider the first iteration where \hat{F}_x is constructed using at least r simulations. Let T be the set that \mathcal{A} returns at this iteration. Since \hat{F}_x provides uniform ϵ -approximation we have that $\hat{F}_x(T) \leq (1 + \epsilon) \mathbb{I}^\tau(T)$ with probability at least $1 - \delta$. Combining this with our assumption we get that $\mathbb{I}^\tau(T) \geq \text{OPT}_1^\tau$ and by Lemma D.3 we have that with probability at least $1 - \delta$ if $\mathbb{I}^\tau(T) \geq \text{OPT}_1^\tau$ then $\hat{F}_v(T) \geq (1 - \epsilon) \mathbb{I}^\tau(T)$ and if $\frac{1-\epsilon}{1+\epsilon} \text{OPT}_1^\tau \leq \mathbb{I}^\tau(T) \leq \text{OPT}_1^\tau$ then $\hat{F}_v(T) \geq \mathbb{I}^\tau(T) - \epsilon \text{OPT}_1^\tau \geq \mathbb{I}^\tau(T) - \frac{\epsilon(1+\epsilon)}{1-\epsilon} \mathbb{I}^\tau(T)$. Combining we obtain that $\hat{F}_v(T) \geq \frac{1-2\epsilon}{1+\epsilon} \hat{F}_x(T)$, and thus the validation condition holds. \square

We next consider algorithms \mathcal{A} that guarantees some approximation ratio ρ .

Theorem D.2. *Suppose that our optimization oracle when constructed with r or more simulations provides uniform ϵ -approximation with probability at least $1 - \delta$. Assume now that the algorithm \mathcal{A} returns a set T such that*

$$\hat{F}_x(T) \geq \rho \max_{S \mid |S| \leq s} \hat{F}_x(S).$$

Then, the set T returned by our wrapper satisfies $\mathbb{I}^\tau(T) \geq \rho(1 - 5\epsilon) \text{OPT}_s^\tau$ with probability of at least $(1 - 3\delta)$.

Proof. Consider an optimal set S (with $\mathbb{I}^\tau(S) = \text{OPT}_s^\tau$). By Lemma D.1 with probability at least $1 - 2\delta$ all our oracles have $(1 - \epsilon) \text{OPT}_s^\tau \leq \hat{F}_x(S) \leq (1 + \epsilon) \text{OPT}_s^\tau$ are within $(1 \pm \epsilon) \text{OPT}_s^\tau$. By the assumption, the sets T returned by \mathcal{A} in all iterations have $\hat{F}_x(T) \geq \rho \max_{S \mid |S| \leq s} \hat{F}_x(S) \geq \rho(1 - \epsilon) \text{OPT}_s^\tau$. When the wrapper stops we have that $\hat{F}_x(T) \leq \frac{1+\epsilon}{1-2\epsilon} \hat{F}_v(T)$ and by Lemma D.3 we have with probability at least $1 - \delta$ that $\hat{F}_v(T) \leq \max\{(1 + \epsilon) \mathbb{I}^\tau(T), \mathbb{I}^\tau(T) + \epsilon \text{OPT}_1^\tau\}$.

Combining, we have that with probability at least $1 - 3\delta$,

$$\rho(1 - \epsilon) \text{OPT}_s^\tau \leq \rho \hat{F}_x(S) \leq \hat{F}_x(T) \leq \frac{1 + \epsilon}{1 - 2\epsilon} \hat{F}_v(T) \leq \frac{1 + \epsilon}{1 - 2\epsilon} \max\{(1 - \epsilon) \mathbb{I}^\tau(T), \mathbb{I}^\tau(T) + \epsilon \text{OPT}_1^\tau\}.$$

Now, a simple calculation shows that $\mathbb{I}^\tau(T) \geq \rho(1 - 5\epsilon) \text{OPT}_s^\tau$. \square

We can prove now Theorem 7.2 (restated for reading fluency):

Theorem D.3 (Theorem 7.2). *If the averaging oracle $\hat{\mathbf{A}}$ has the property that with $\geq r$ simulations, with probability at least $1 - \delta$, it provides a uniform ϵ -approximation for all subsets of size at most s , then with $2 \max\{r, r(\epsilon, \delta)\} + O(\epsilon^{-2} \tau (\ln \frac{1}{\delta} + \ln(\ln \ln \frac{n}{\delta} + \ln n)))$ simulations we can find in polynomial time a $(1 - (1 - 1/s)^s)(1 - 5\epsilon)$ approximate solution with confidence $1 - 5\delta$.*

Proof. The averaging oracle is monotone and submodular [26] and therefore greedy can efficiently recover a set T such that $\hat{F}_x(T) \geq (1 - (1 - 1/s)^s) \max_{S \mid |S| \leq s} \hat{F}_x(S)$.

By Lemma D.5, the wrapper terminates using at most $2 \max\{r, r_x(\epsilon, \delta)\} + r_v$ with probability at least $1 - 2\delta$. Applying Theorem D.2 with $\rho = (1 - (1 - 1/s)^s)$, we get that $\mathbb{I}^\tau(T) \geq (1 - (1 - 1/s)^s)(1 - 5\epsilon) \text{OPT}_s^\tau$ with probability at least $1 - 3\delta$. Hence, with probability at least $1 - 5\delta$ the wrapper applied with greedy finds $(1 - (1 - 1/s)^s)(1 - 5\epsilon)$ -approximate solution using $2 \max\{r, r_x(\epsilon, \delta)\} + r_v$ simulations. \square

E Variance bound in b -dependence models

In this section we establish a similar upper bound on the variance of the reachability of a set of nodes in b -dependence models that generalize IC models by allowing for some dependencies between edges. We define a b -dependence mode as follows. We assume that all edges with the same tail node are partitioned into disjoint groups where each group is of size at most b . The edges of each group B all appear together with probability p_B , and neither of them appear with probability $1 - p_B$. The special case where all groups are of size 1 corresponds to an IC model (where all edges are independent). We extend the variance upper bound established in Section A for b -dependence models.

Theorem E.1. *Let \mathcal{G} be a b -dependence model for some $b \geq 1$. For every set T we have that:*

$$\text{Var}[R_{\mathcal{G}}^\tau(T)] \leq 2b\tau \mathbb{I}_{\mathcal{G}}^\tau(T) \max_{v \in V \setminus T} R_{\mathcal{G}}^\tau$$

Proof. We construct an IC model \mathcal{G}' from the given b -dependence model \mathcal{G} . The model \mathcal{G}' is defined over the set of nodes V of \mathcal{G} together with an additional set D of dummy nodes. The construction has the properties that 2τ -step influence in \mathcal{G}' from a set of nodes $T \subseteq V$ is equal to τ -stepped influence of T in \mathcal{G} . Furthermore, the variances of the sizes of the 2τ -step reachability of T in \mathcal{G}' is the same as the variance of the τ step reachability of T in \mathcal{G} . The influence of the dummy nodes in \mathcal{G}' are at most $b \max_{v \in V} \mathbb{I}^\tau(v)$. From this and Theorem 4.1 the theorem would follow.

Here is a formal description of our reduction.

We start by putting in \mathcal{G}' the set V of the nodes of \mathcal{G} . Then for every group $B = \{(u, v_1), (u, v_2), \dots, (u, v_\ell)\}$ in \mathcal{G} we do the following:

1. Add a new dummy node v_B to \mathcal{G}' , and add to \mathcal{G}' the edge (u, v_B) and give it the probability p_B . We assign weight 0 to v_B so that it does not contribute to the reachability of any set of nodes.
2. we create edges (v_B, v_i) for every $1 \leq i \leq \ell$, each such edge has probability 1.

Let $T \subset V$ be a set of nodes in \mathcal{G} . It follows from our construction that for any set of nodes $B \subset V$ the probability that $\mathbb{R}_{\mathcal{G}'}^{2\tau}(T) = B$ is the same as the probability that $\mathbb{R}_{\mathcal{G}}^\tau(T) = B$. This implies that for any $T \subseteq V$

$$\mathbb{I}_{\mathcal{G}'}^{2\tau}(T) = \mathbb{I}_{\mathcal{G}}^\tau(T),$$

and

$$\text{Var}[\mathbb{R}_{\mathcal{G}'}^{2\tau}(T)] = \text{Var}[\mathbb{R}_{\mathcal{G}}^\tau(T)].$$

Each dummy node is connected to at most k original nodes, hence, $\mathbb{I}_{\mathcal{G}'}^{2\tau}(v)$ is bounded by $b \max_{v \in V} \mathbb{I}_{\mathcal{G}}^{2\tau}(v)$. By Theorem A.2 it follows that for every set of nodes T in \mathcal{G}' :

$$\text{Var}[\mathbb{R}_{\mathcal{G}'}^{2\tau}(T)] \leq 2\tau \mathbb{I}_{\mathcal{G}'}^{2\tau}(T) \max_{v \in V \setminus T} \mathbb{R}_{\mathcal{G}'}^{2\tau}.$$

Combining all these observations together, we get that

$$\text{Var}[\mathbb{R}_{\mathcal{G}}^\tau(T)] \leq 2b\tau \mathbb{I}_{\mathcal{G}}^\tau(T) \max_{v \in V \setminus T} \mathbb{R}_{\mathcal{G}}^\tau$$

□

This theorem can be generalized to more complicated dependencies. For example it holds for any distribution on subsets of the outgoing edges from each node that we can realize by a distribution on disjoint subsets where we draw each subset with certain probability, and take the union of the subset which we draw.