

SenseFitting: Sense Level Semantic Specialization of Word Embeddings for Word Sense Disambiguation

Manuel Stoeckel, Sajawel Ahmed, Alexander Mehler

Text Technology Lab

Goethe University Frankfurt

Frankfurt, Germany

{manuel.stoeckel}@stud.uni-frankfurt.de

{sahmed, mehler}@em.uni-frankfurt.de

Abstract

We introduce a neural network-based system of *Word Sense Disambiguation* (WSD) for German that is based on *SenseFitting*, a novel method for optimizing WSD. We outperform knowledge-based WSD methods by up to 25% F1-score and produce a new state-of-the-art on the German sense-annotated dataset *We-bCAGe*. Our method uses three feature vectors consisting of a) sense, b) gloss, and c) relational vectors to represent target senses and to compare them with the vector centroids of sample contexts. Utilizing widely available word embeddings and lexical resources, we are able to compensate for the lower resource availability of German. *SenseFitting* builds upon the recently introduced semantic specialization procedure *Attract-Repel*, and leverages sense level semantic constraints from lexical-semantic networks (e.g. GermaNet) or online social dictionaries (e.g. Wiktionary) to produce high-quality sense embeddings from pre-trained word embeddings. We evaluate our sense embeddings with a new SimLex-999 based similarity dataset, called *SimSense*, that we developed for this work. We achieve results that outperform current lemma-based specialization methods for German, making them comparable to results achieved for English.

1 Introduction

Embeddings have been used successfully for a variety of Natural Language Processing (NLP) tasks, including Word Sense Disambiguation (WSD). There is a multitude of English evaluation datasets, sense annotated corpora, and tasks available to measure the performance of WSD systems, some of which were designed with embeddings in mind (Moro and Navigli, 2015), some without (Edmonds and Cotton, 2001; Mihalcea et al., 2004). For German, however, only a few sense

annotated datasets exist and therefore possibilities for NLP applications are limited.

In this paper, we present a system for *lexical-sample* WSD that is applicable to high and low resource languages by using widely available resources such as word embeddings trained on large unlabeled text corpora, and lexical-semantic networks. We refine the procedure of *Simple Embedding-Based Word Sense Disambiguation* introduced by Oele and van Noord (2018) for Dutch (another low-resource language), who use sense embeddings and expanded glosses to represent target senses. Instead of only extending glosses and contexts, as suggested by the authors, we include a third feature vector in sense representation that is derived from the sense relationships of the target senses in a lexical-semantic network.

The sense embeddings used in this work are computed with the help of *SenseFitting*, a novel method that extends the semantic specialization procedure *Attract-Repel* (Mrkšić et al., 2017) by exploring sense level semantic constraints. We apply *SenseFitting* to sense embeddings based on pre-trained word embeddings using a technique similar to that of Chen et al. (2014). We show that this method can significantly improve the performance of WSD compared to the use of word embeddings alone. We also show that the quality of semantic constraints plays a major role in this improvement.

We independently leverage both GermaNet (Hamp and Feldweg, 1997), a German lexical-semantic network similar to WordNet (Kunze and Lemnitzer, 2002), and the German Wiktionary¹, a collaborative online social dictionary, to extract semantic constraints on the sense level and apply *SenseFitting* to word embeddings trained on two large German corpora (Leipzig (Goldhahn et al.,

¹<https://de.wiktionary.org>

2012) and COW (Schäfer, 2015)). To evaluate our sense embeddings, we create *SimSense*, a resource for German based on from SimLex-999 (Hill et al., 2015) that addresses sense level semantic similarities.

From the few open source datasets containing German sense annotations, we chose WebCAGE (Henrich et al., 2012), which is the only dataset that contains sense annotations from both lexical resources used in this paper: WebCAGE mainly collects sentences sampled from the German Wiktionary and annotated with senses from GermaNet. We align WebCAGE with a current version of the German Wiktionary to use the resulting subset *WebCAGE-aligned* (WCA) for evaluating our algorithm by means of both GermaNet and Wiktionary.

The remainder of this paper is organized as follows: Section 2 reviews related work. Section 3 describes SenseFitting and our WSD algorithm. Section 4 describes the preparation of the resources (GermaNet, Wiktionary, SimSense, WCA) used to evaluate our algorithm. Section 5 presents experimental results. Finally, section 6 draws a conclusion.

2 Related Work

Recent years have seen multiple noteworthy approaches to WSD using sense embeddings. Early works trained sense embeddings on automatically disambiguated corpora. These include Chen et al. (2014), who present a unified model for joint word sense representation and disambiguation, and Iacobacci et al. (2015), who train sense embeddings using word2vec (Mikolov et al., 2013). More recently, Uslu et al. (2018) used a supervised method to train sense embeddings on manually annotated corpora.

Oele and van Noord (2018) use sense embeddings created with AutoExtend (Rothe and Schütze, 2015), a method for fine-tuning word embeddings to include representations of lexemes and synsets from WordNet. Tuning methods are also proposed by Faruqui et al. (2015), who tune embeddings using synonymy-related constraints on lemma-level extracted from WordNet, and Wieting et al. (2015), who explore paraphrase-related constraints. Mrkšić et al. (2016, 2017) evaluate antonymy- and synonymy-related constraints on lemma-level to refine word embeddings, a method called *semantic specialization*.

In this article we combine the method of semantic specialization with the generation of sense embeddings. That is, we examine sense-related constraints provided by known lexical resources for the fine tuning of sense embeddings to finally solve various tasks of WSD.

3 Methods

Figure 1 shows a flowchart of our approach. Pre-trained word embeddings and sense level relational data are used in *SenseFitting* to create sense embeddings. These are used along the lexical resources to create three-fold vector representations which are finally applied to our WSD downstream task. The following section 3.1 describes our vector representations of senses, while section 3.2 describes *SenseFitting* and section 3.3 describes our WSD approach. Some lexical resources, such as Wiktionary, are ambiguous on the sense level and have to be disambiguated first. This is briefly reported in section 4.2.2 and discussed more thoroughly in section A.1.1.

3.1 Three-fold Vector Representations of Senses

We use three feature vectors to represent any sense S of a word w : the sense vector S_s , the gloss vector S_g and the sense relation vector S_r . These three vectors are compared with lexical contexts C in which w is observed to compute similarity scores between C and S . Contexts C in which w has to be disambiguated are represented by the centroid C_w of the embeddings of all textual neighbors of w in C . Likewise, the gloss vector S_g corresponds to the centroid of the embeddings of all words describing S in the underlying gloss, while the sense relation vector S_r denotes the centroid of the lexical neighborhood of S in GermaNet and alternatively in Wiktionary. Thirdly, the sense vector S_s is obtained from a sense embedding which has been created using SenseFitting, a semantic specialization method that explores sense level semantic constraints to refine word embeddings (see section 3.2).

To compute the relational vector S_r we exploit explicit semantic constraints from terminological ontologies. This is inspired by Oele and van Noord (2018), who use elements of lexical chains that reach a similarity threshold or are similar according to a distribution thesaurus to extend the gloss of a sense. However, we select words or senses

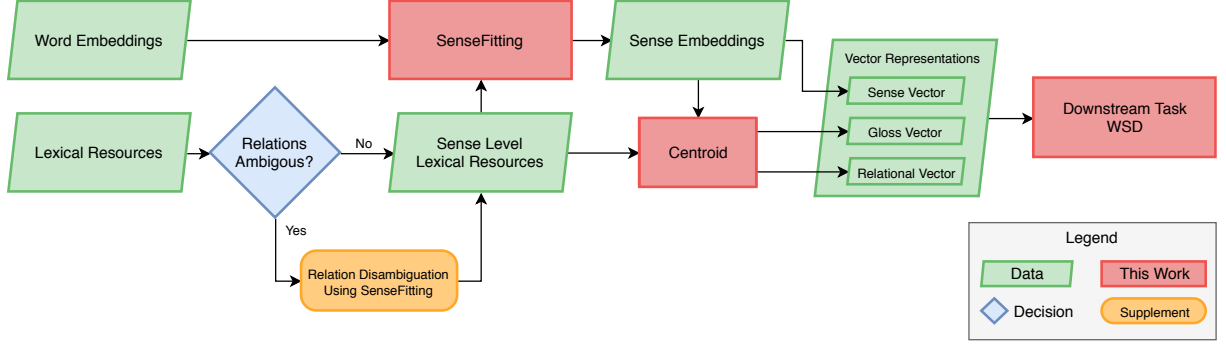


Figure 1: Flowchart showing the data flow within our work. Various data resources (green) are used in the presented methods (red) to improve the final WSD performance.

that are related to sense S according to the given lexical-semantic network to form S_r as an *additional feature vector*. We assume that words contained in the gloss of a sense are distributed differently than words that have an explicit semantic relation to that sense. Thus, we distinguish S_g and S_r as two different vector representations. In order to compute S_r , we exploit synonymy and hyponymy relations from GermaNet and alternatively from Wiktionary.

3.2 SenseFitting

Sense vectors S_s are computed by means of *SenseFitting*, an optimization method of semantic specialization that creates sense embeddings from word embeddings using lexical-semantic networks. *SenseFitting* is based on *semantic specialization*, a post-processing method that increases the quality of embeddings by constraining their computation through semantic constraints derived from terminological ontologies. In previous work, these constraints are extracted on the *lemma level* to specialize word embeddings (e.g. Faruqui et al., 2015; Mrkšić et al., 2016, 2017). We extend this approach by constraining the computation of *sense* embeddings through *sense level* relations.

Initially, we compute the *sense* embedding S_s of the sense S of word w as the centroid of the embeddings of all words contained in the gloss describing S whose cosine similarity to the word embedding of w is higher than threshold δ (we set $\delta = 0.05$), similarly to the way Chen et al. (2014) create their initial sense embeddings. To keep distributional information from the original embeddings and to compensate for differences in the quality of glosses, we include the embedding of w into computing this centroid. In a second

step, S_s is post-processed with the help of semantic specialization. This is done using the Attract-Repel² algorithm (Mrkšić et al., 2017). This specialization algorithm differs from related approaches such as retrofitting (Faruqui et al., 2015) in that it refers to synonyms and antonyms to constrain the fine-tuning of embeddings in different ways: while training attempts to locate the embeddings further apart from antonyms, synonyms are brought closer together. In this way, embeddings are created that better reflect sense relations. As a result of this constraint satisfaction process, S_s is computed as a hybrid vector representation to which S_g and the sense relations that embed S into the operational lexical resource (GermaNet or Wiktionary) contribute in different ways.

3.3 Word Sense Disambiguation

After S_g , S_r and S_s have been calculated for each sense S of a word w , WSD can be performed. For this purpose, we calculate the similarity of the context vector C_w and the three-part vector representation $S_w = \{S_s, S_g, S_r\}$ of the sense S of w , choosing the sense with the highest score as follows:

$$\text{sim}(C_w, S_w) = \frac{1}{|S_w|} \sum_{X \in S_w} \cos(C_w, X) \quad (1)$$

$$S_{opt} = \arg \max_{S_w \in S(w)} \text{sim}(C_w, S_w) \quad (2)$$

Here $S(w)$ denotes the set of all senses of w . Note that all three component vectors are equally weighted in Equation (1). Of course, we could have considered weighting the effects of these component vectors differently and learning their relative weights. In our experiments, however, our simpler approach was already very effective.

²<https://github.com/nmrksic/attract-repel>

4 Experimental Setup

4.1 Embeddings

We used a set of pre-trained word embeddings³ of Ahmed and Mehler (2018) as a basis for SenseFitting. This concerns *wang2vec* embeddings (Ling et al., 2015) trained on two large German corpora: the *COW* corpus and the *LeipzigMT* corpus, which is the combination of *Leipzig40-2018* (Schäfer, 2015) and *WMT-2010-German* corpora (Callison-Burch et al., 2010). Ahmed and Mehler (2018) trained Structured Skip-gram *wang2vec* embeddings with a dimension of 100, window size of 8, minimum word count threshold of 4 and otherwise default parameters as given in Ling et al. (2015).

As German is a highly inflected language in comparison to English, a single word can be distributed across various morphological and spelling variants effectively weakening the information value of their embeddings. To mitigate the dispersion of information of an embedding over multiple variants, we also use embeddings trained on lemmatized versions of the corpora.

The original embeddings are very large, based on a vocabulary of several million words. Thus, we drop all entries that do not occur anywhere in Wiktionary, GermaNet or our test data. In the case of COW, this leads to 435 003 embeddings of words converted to lowercase letters and 402 575 lemma-based embeddings. In the case of Leipzig40MT, this leads to 347 550 lowercased word embeddings and 334 625 lemma embeddings. On top of these embeddings, we performed SenseFitting using the default parameters for Attract-Repel defined by Mrkšić et al. (2017).

4.2 Preparing SenseFitting

We utilize GermaNet and Wiktionary as sense inventories for SenseFitting. Sections 4.2.1 and 4.2.2 describe the steps necessary to prepare them for SenseFitting, while section 4.2.3 provides a summary of the resulting resources. Section 4.3 describes SimSense, a sense-annotated semantic similarity evaluation dataset, which we specifically created for this work.

4.2.1 Preprocessing GermaNet

Only a few modifications are necessary to prepare GermaNet for SenseFitting with Attract-Repel. GermaNet does not contain own sense glosses but glosses mapped from Wiktionary by Henrich et al.

³<https://texttechnologylab.org/resources2018/>

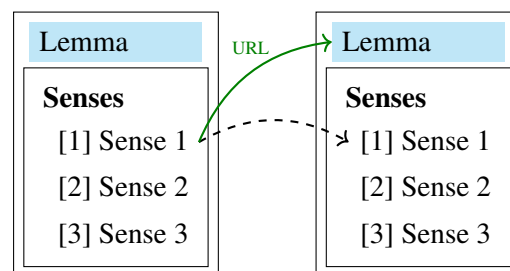


Figure 2: An example Wiktionary sense-to-lemma relation in solid green and a disambiguated relation as dashed line below. Image courtesy of Mehler et al. (2018)

(2011), yielding 27 903 sense definitions. We expand these definitions with an additional 32 850 mappings from Matuschek and Gurevych (2013). In this way, we obtain a total of 30 352 distinct sense glosses for our training⁴. In order to run SenseFitting on the lemma-based *wang2vec* embeddings from Ahmed and Mehler (2018), we lemmatized the glosses using spaCy V2.0⁵, the same tool used to lemmatize the embeddings’ training corpora.

4.2.2 Preprocessing Wiktionary

We used WikiDragon (Gleim et al., 2018) to obtain a Neo4j⁶ graph-database from a current German Wiktionary dump (April 2018) and used spaCy V2.0 to lemmatize 147 363 sense glosses, adding them to the database. Utilizing the German Wiktionary for SenseFitting, which relies on sense-to-sense relations, is more challenging because relations are encoded as URLs from the source sense to the target’s page (sense-to-lemma relations, see figure 2) and thus are inherently ambiguous. In a further pre-processing step, detailed and evaluated in section A.1.1, we are able to disambiguate 164 154 of 220 927 relations⁷, leaving 56 773 ambiguous sense-to-lemma relations. These are still used in training, as our experiments have shown a small positive effect on embedding quality while retaining them.

4.2.3 SenseFitting Training Resources

After pre-processing, the relation count in the case of GermaNet ranges from 685 484 synonym relations to 3 426 antonym relations. In the case

⁴The entire joined dataset holds 30 455 mappings, but some do not occur in our GermaNet version or are just empty.

⁵<https://spacy.io>

⁶<https://neo4j.com/>

⁷Counting only antonyms, hyponyms, hypernyms and synonyms.

Dataset	Sample	Source	Source Gloss	Target	Target Gloss	Score
SimLex	1	new	N/A	fresh	N/A	8.62
SimLex	2	wide	N/A	fresh	N/A	0.00
SimSense	1 (pos)	new ₁	Recently made, or created.	fresh ₁	Newly produced or obtained.	9.00
SimSense	2 (neg)	new ₁	Recently made, or created.	fresh ₂	Not cooked, dried, frozen, or spoiled.	3.00
SimSense	3 (neg)	new ₁	Recently made, or created.	fresh ₄	Refreshing or cool.	0.00
SimSense	4 (false)	wide ₁	Having a large physical extent from side to side.	fresh ₁	Newly produced or obtained.	0.00

Table 1: SimSense annotations using English Wiktionary glosses for two word pairs from the English SimLex. Index n denotes the n -th sense in the Wiktionary entry.

of Wiktionary, the relation count ranges from 249 751 synonyms to 51 173 antonyms⁸. Table 6 in the supplemental material section A.1.3 shows all resource statistics including the individual count for each relation type. Training with this amount of data takes about 15 minutes per epoch for Wiktionary and 30 minutes for GermaNet on a single NVIDIA 1070 GPU.

4.3 SenseFitting Evaluation Dataset

In their work, Mrkšić et al. (2017) measure Attract-Repel’s performance by using the multilingual semantic similarity evaluation dataset SimLex (Hill et al., 2015). It contains word pairs that have been annotated by experts regarding their degree of similarity in order to clarify their status as synonyms. Mrkšić et al. (2017) obtain state-of-the-art results using Spearman’s rank correlation coefficient to measure the performance of their embeddings. Although SimLex is available in German, there is, unfortunately, no such dataset for sense similarity.

Thus, in order to evaluate our sense embeddings computed with SenseFitting, we tagged a subset of SimLex word pairs with senses using the GermaNet sense inventory and annotated their degree of similarity.

4.3.1 Dataset Description

The annotations are grouped into three categories: positive, negative and false samples. They aim to capture four different types of relations between senses for which we believe a semantic specialization method should be tested. Table 1 exemplifies annotations for each relation type using two English word pairs from SimLex⁹ using sense glosses

from the English Wiktionary.

Positive samples are obtained from word pairs that are connected at least by one sense relation that exists between their senses. We look for such pairings for each sense in our subset of SimLex using GermaNet as resource. From the first pairing that we find for such a sense, we create a *positive sample*. Sample 1 (*pos*) in table 1 captures two synonymous senses of *new* and *fresh*.

Then, for any such pairing, we check all other pairings and use the first one whose senses are unrelated to generate a *negative sample*. Sample 2 (*neg*) shows a negative sample of two unrelated senses with a small similarity, while sample 3 (*neg*) shows a negative sample of two unrelated senses with no similarity.

Words and senses for which we did not find any positive sample are considered to be entirely unrelated, like sample 4 (*false*) in the table above. In this case, we use the first senses of such words to generate *false samples*. Using synonym, antonym, hyponym and hypernym relations from GermaNet for generating positive samples, we get 210 pairs, which were finally annotated regarding their similarity based on their glosses (see section 4.3.2). These annotations form the evaluation dataset called **SimSense**.

Unfortunately, GermaNet does not feature Wiktionary identifiers for its glosses mapped by Henrich et al. (2011), complicating the use of SimSense to evaluate SenseFitting performance with Wiktionary. Thus, only 76 of the annotated pairs are applicable to evaluate SenseFitting with Wiktionary.

4.3.2 Annotation Process

The SimSense dataset was annotated by two native speakers of German. Both annotators were given a table containing a single unannotated SimSense pair per row. Each row only detailed the senses lemmata and definition, but did not contain further

⁸These are the numbers when using the COW embeddings. With the Leipzig embeddings, all numbers are about 10-20% lower.

⁹In this example, we consider *new*₁ and *fresh*₁ to be synonyms.

information like the sample type. With the practical example in table 1, the annotators would have been given the third to sixth column (Source, Target and respective Gloss columns).

To evaluate the resulting dataset, we computed inter-annotator agreement ρ and average response deviation σ in the same manner as Hill et al. (2015). The authors compute ρ as the average of the Spearman rank correlation for each annotation pairwise across the authors and σ as the average standard deviation, likewise.

Figure 3 shows the inter-annotator agreement and average response deviation for all pairs and by sample type. With 0.85 inter-annotator agreement ρ over all annotation is significantly (+0.177) higher than for SimLex-999. Further, the response deviation σ is about half compared with SimLex-999 (Hill et al., 2015)¹⁰. We presume the lower ambiguity of senses with a given definition to be responsible for our better values, possibly influenced by the lower amount of annotators and annotation pairs.

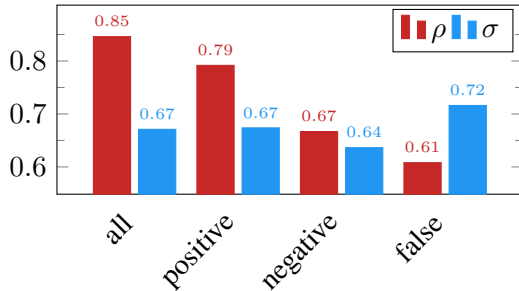


Figure 3: Inter-Annotator Agreement ρ & Response Consistency σ for SimSense

4.4 Word Sense Disambiguation

In all experiments described below, our WSD method is based on the following parameter setting unless otherwise stated. We set the window size to observe context words around target words to 8, matching the window size of the wang2vec embeddings during training. We exclude the target word from the list of context words, as suggested by Iacobacci et al. (2016). As a measure of the performance of WSD, we adopt the scoring system used in IMS (Zhong and Ng, 2010), taking a single best guess for every sample.

¹⁰Note: The authors report a response consistency of 0.751 for all annotations in their work, which is defined as $1/\sigma$.

4.4.1 Preprocessing WebCAGE

As mentioned at the beginning, evaluation datasets such as Senseval or SemEval, as well as training datasets of sense annotations, are missing in German. However, there is a single sense annotated corpus that has annotations for GermaNet and Wiktionary called *WebCAGE* (Henrich et al., 2012). WebCAGE is a corpus mainly composed of examples from word sense definitions from the German Wiktionary which were automatically annotated with GermaNet senses and hand-corrected afterward. However, the authors do not provide a mapping to Wiktionary; only GermaNet senses are tagged with an ID. After the pre-processing outlined in the supplemental section section A.2, we get a new corpus called *WebCAGE-aligned* (WCA) that contains about 58% of WebCAGE’s sentences, for a total of 4 125 sentences with 2 178 unique lemmas and thus 1.89 sentences per lemma.

5 Results

5.1 SenseFitting Performance

Table 2 shows the Spearman’s rank correlation for all our created sense embeddings with SimSense. The third column shows the specialization method used for the given embedding. Here “Baseline” denotes sense embeddings which were initialized using only the vector centroid of sense glosses as described in section 3.2 but not specialized further.

All results for GermaNet outperform the baseline by about +0.314, across both COW and Leipzig embeddings and with or without lemmatization. This shows that extending word embeddings to the sense-layer and specializing them using sense-to-sense relations improves the representation of semantic similarity by a large margin. For comparison to lemma-based specialization, we ran Attract-Repel with GermaNet lemma relations on our COW embeddings. The resulting embeddings scored 0.415 for SimLex, slightly lower than the ones trained by Mrkšić et al. (2017) which scored 0.43. The underlying COW embeddings however already score 0.352 for Simlex, resulting in a performance increase with Attract-Repel of 0.063. Therefore, the increase of SenseFitting is nearly 7 times as large as the increase of Attract-Repel using lemma-to-lemma constraints. This improvement is also significantly higher than the improvement with Attract-Repel on SimLex for German reported by Mrkšić et al. (2017) of +0.23 using lemma-based monolingual data.

Embedding	Resource	Method	ρ
Leipzig-lower	GN	Baseline	0.385
Leipzig-lower	GN	SenseFitting	0.700
Leipzig-lemma	GN	Baseline	0.359
Leipzig-lemma	GN	SenseFitting	0.703
COW-lower	GN	Baseline	0.425
COW-lower	GN	SenseFitting	0.738
COW-lemma	GN	Baseline	0.420
COW-lemma	GN	SenseFitting	0.734
Leipzig-lower	WKT	Baseline	0.212
Leipzig-lower	WKT	SenseFitting	0.484
Leipzig-lemma	WKT	Baseline	0.236
Leipzig-lemma	WKT	SenseFitting	0.392
COW-lower	WKT	Baseline	0.197
COW-lower	WKT	SenseFitting	0.488
COW-lemma	WKT	Baseline	0.216
COW-lemma	WKT	SenseFitting	0.466

Table 2: SimSense Spearman’s correlation ρ with COW and Leipzig embeddings. Bold results are the maxima for the corresponding resource.

It is worth noting that all COW embeddings trained with GermaNet relations strictly outperform the Leipzig embeddings confirming [Ahmed and Mehler \(2018\)](#) observation that the COW embeddings are of higher quality. The authors attribute this to the significantly higher data size of the COW corpus which is with over 600 million sentences more than ten times larger than the extended Leipzig corpus with 60 million sentences.

The lower half of Table 2 shows the Spearman’s correlation for the Wiktionary sense embeddings, which perform only about half as good as GermaNet’s did. Using GermaNet to create the SimSense dataset may introduce a bias, as we do not control whether Wiktionary has similar relations to the ones from which the dataset is induced. Instead we rely on the fact that the glosses in GermaNet were automatically mapped from Wiktionary ([Henrich et al., 2011](#)), strongly suggesting there must a certain degree of similarity to the sense definitions and relations. Still, further work has to be done to fully analyze the possible impact of this issue and refine the evaluation of SenseFitting for Wiktionary. While the total performance using Wiktionary as SenseFitting resource is lower when compared with GermaNet, the relative increase of +0.291 for the COW-lower embeddings using SenseFitting is still noteworthy.

Our results demonstrate that we can improve the semantic quality of embeddings even more with

sense level constraints. Further, our results show that SenseFitting improves the representation of semantic relationships not only for senses with an explicit relationship, but also for those not covered in the lexical resource. Given the status of German as a low-resource language and the difficulties in generating embeddings for this highly inflectional language, these results are promising.

5.2 Word Sense Disambiguation

Taking all optimized resources into account, we come to the main task of WSD. The following two tables show the results of our WSD method for the WCA dataset. Table 3 holds the results with GermaNet as sense inventory, while Table 4 holds the results for Wiktionary: w2v stands for wang2vec, AR for Attract-Repel and SF for SenseFitting. When running our disambiguation with word embeddings (w2v & AR), we drop the sense feature vector and use gloss and relational features only. We used a First Sense baseline, as suggested by [Iacobacci et al. \(2016\)](#), and a Random Sense baseline.

All results for GermaNet outperform these baselines by a significant margin. The embeddings trained on the Leipzig corpus are outperformed by the COW embeddings, again confirming the previous assumption that the latter are of higher quality. However, we cannot entirely confirm our hypothesis about lemmatization (formulated in section 4.1). The lemmatized Leipzig sense embeddings bring a slight improvement for verbs, beating their lowercased variant by +0.98, but the COW embeddings do not profit from lemmatization. In light of the fact that verbs usually have the most inflections in German, followed by adjectives, we presume that lemmatizing the many possible wordforms of a verb or adjective helps to capture their meaning and consequently improve their embedding. Although spaCy gives decent results for lemmatization in German, we might see an improvement with a better lemmatizer, as our disambiguation performance depends on it.

We take steps towards closing the gap to WSD results for high-resource languages such as English, and outperform the Lesk-based methods used by [Henrich \(2015\)](#) on the original WebCAGe corpus with both GermaNet as dataset by +2.86, +18.37 and +25.81 for nouns, verbs, and adjectives, respectively. The work of [Henrich \(2015\)](#) provides the only other German WSD method

Model	Method	Nouns	Verbs	Adj.
Henrich (2015)	Lesk	53.17	28.76	29.01
	Borda c.	55.92	45.97	56.28
Baseline	First Sense	38.68	31.54	33.04
	Random Sense	34.28	26.59	29.17
w2v*	COW-lower	51.49	42.67	50.89
AR*	COW-lower	46.57	43.01	46.43
SF	Leipzig-lower	50.00	43.38	49.70
SF	Leipzig-lemma	46.88	44.36	47.46
SF	COW-lower	56.03	47.13	<u>53.27</u>
SF	COW-lemma	50.21	45.68	51.79

Table 3: WCA F₁-Scores for **GermaNet** in percent. Our maximas are underlined, absolute best in bold. *Only definition and relational feature vectors are used.

for WebCAGe, using knowledge-based and supervised machine learning (ML) methods. The ML approaches are not comparable to our work, as, according to [Henrich \(2015\)](#), they are only applicable to a very small subset of 43 out of 2 178 lemmas from the WebCAGe corpus. We outperform the author’s best knowledge-based method *Borda count*, which combines all methods in their work, for nouns (+0.11) and verbs (+1.16). Further, our sense embedding performance exceeds the Attract-Repel (AR) embeddings performance. The AR embeddings, in turn, cannot beat the *pure* wang2vec embeddings, although after specialization they perform similarly for SimLex (0.415) to the ones trained by [Mrkšić et al. \(2017\)](#) using German monolingual data (0.43).

Table 4 show the results using Wiktionary as a sense inventory. Wiktionary has a large number of sense glosses, resulting in good baseline performance using wang2vec embeddings, however, with automatically annotated relations, SenseFitting does not improve the performance over the original wang2vec embeddings consistently. Still, our results beat the Wiktionary Lesk results from [Henrich \(2015\)](#) by more than 5%. The best results throughout our work are obtained with SenseFitting on expert-crafted lexical data from GermaNet, which outperforms Wiktionary in all tasks.

6 Conclusion

We introduced SenseFitting, an extension of semantic specialization algorithms based on Attract-Repel. SenseFitting performs a semantic specialization of the centroids of word embeddings used

Method	Model	Nouns	Verbs	Adj.
Henrich (2015)	Lesk	50.38	41.66	42.77
	Borda c.	55.92	45.97	56.28
Baseline	First Sense	41.68	38.06	42.90
	Random Sense	29.97	28.69	32.63
w2v*	COW-lower	55.95	46.58	<u>50.76</u>
AR*	COW-lower	53.96	45.40	49.55
SF	Leipzig-lower	47.68	43.94	46.43
SF	Leipzig-lemma	45.77	39.82	46.67
SF	COW-lower	52.58	47.04	48.81
SF	COW-lemma	46.79	40.91	49.85

Table 4: WCA F₁-Scores for **Wiktionary** in percent. Our maximas are underlined, absolute best in bold. *Only definition and relational feature vectors are used.

to represent senses by means of sense level constraints. We evaluated our sense-specialized embeddings using a newly created resource called *SimSense* and showed that SenseFitting improves sense representation by a large margin. Then, we applied our sense embeddings to Word Sense Disambiguation (WSD) using a simple disambiguation algorithm. Our sense embedding-based method outperforms competitors based on word embeddings, specialized word embeddings, the first sense baseline, as well as previous results obtained for the WebCAGe corpus. To sum up, our results show: a) SenseFitting generates embeddings that allow semantic similarities on the sense level to be reconstructed in a valid manner; b) recognizing these similarities leads to an increase in performance in downstream-tasks such as WSD.

Future work will examine whether the results obtained for German can be transferred to other languages. Further work will evaluate whether sense embeddings obtained by SenseFitting can increase performance while using other embedding based WSD methods. We believe that high-quality representations of senses and their similarities can enhance performance in tasks other than WSD. This will also be tested in future work. In addition, we plan to apply SenseFitting to pre-trained sense embeddings, such as FastSense ([Uslu et al., 2018](#)) to evaluate whether we can improve their performance as well.

References

- Sajawel Ahmed and Alexander Mehler. 2018. Resource-Size matters: Improving Neural Named

- Entity Recognition with Optimized Large Corpora. In *Proceedings of the 17th IEEE International Conference on Machine Learning and Applications (ICMLA)*.
- Chris Callison-Burch, Philipp Koehn, Christof Monz, Kay Peterson, Mark Przybocki, and Omar F Zaidan. 2010. Findings of the 2010 joint workshop on statistical machine translation and metrics for machine translation. In *Proceedings of the Joint Fifth Workshop on Statistical Machine Translation and MetricsMATR*, pages 17–53. Association for Computational Linguistics.
- Xinxiong Chen, Zhiyuan Liu, and Maosong Sun. 2014. A Unified Model for Word Sense Representation and Disambiguation. In *Proceedings of the 2014 Conference on Empirical Methods in Natural Language Processing (EMNLP)*, pages 1025–1035. Association for Computational Linguistics.
- Philip Edmonds and Scott Cotton. 2001. SENSEVAL-2: Overview. In *The Proceedings of the Second International Workshop on Evaluating Word Sense Disambiguation Systems*, SENSEVAL '01. Association for Computational Linguistics.
- Manaal Faruqui, Jesse Dodge, Sujay Kumar Jauhar, Chris Dyer, Eduard Hovy, and Noah A. Smith. 2015. [Retrofitting Word Vectors to Semantic Lexicons](#). In *Proceedings of the 2015 Conference of the North American Chapter of the Association for Computational Linguistics: Human Language Technologies*, pages 1606–1615. Association for Computational Linguistics.
- Rüdiger Gleim, Alexander Mehler, and Sung Y. Song. 2018. Wikidragon: A java framework for diachronic content and network analysis of mediawikis. In *Proceedings of the 11th edition of the Language Resources and Evaluation Conference, May 7 - 12, LREC 2018, Miyazaki, Japan*.
- Dirk Goldhahn, Thomas Eckart, and Uwe Quasthoff. 2012. Building Large Monolingual Dictionaries at the Leipzig Corpora Collection: From 100 to 200 Languages. In *LREC*.
- Birgit Hamp and Helmut Feldweg. 1997. [Germanet - a lexical-semantic net for german](#). In *Automatic Information Extraction and Building of Lexical Semantic Resources for NLP Applications*.
- Verena Henrich. 2015. *Word Sense Disambiguation with GermaNet - Semi-Automatic Enhancement and Empirical Results*. Ph.D. thesis, Eberhard Karls Universität, Tübingen.
- Verena Henrich, Erhard Hinrichs, and Tatiana Vodolazova. 2011. Semi-automatic extension of germanet with sense definitions from wiktionary. In *Proceedings of the 5th Language and Technology Conference (LTC 2011)*, pages 126–130.
- Verena Henrich, Erhard Hinrichs, and Tatiana Vodolazova. 2012. WebCAGe – A Web-Harvested Corpus Annotated with GermaNet Senses. In *Proceedings of the 13th Conference of the European Chapter of the Association for Computational Linguistics*. Association for Computational Linguistics.
- Felix Hill, Roi Reichart, and Anna Korhonen. 2015. [SimLex-999: Evaluating Semantic Models With \(Genuine\) Similarity Estimation](#). *Computational Linguistics*, 41(4):665–695.
- Ignacio Iacobacci, Mohammad Taher Pilehvar, and Roberto Navigli. 2015. [Senseembed: Learning sense embeddings for word and relational similarity](#). In *Proceedings of the 53rd Annual Meeting of the Association for Computational Linguistics and the 7th International Joint Conference on Natural Language Processing (Volume 1: Long Papers)*, pages 95–105, Beijing, China. Association for Computational Linguistics.
- Ignacio Iacobacci, Mohammad Taher Pilehvar, and Roberto Navigli. 2016. [Embeddings for Word Sense Disambiguation: An Evaluation Study](#). In *Proceedings of the 54th Annual Meeting of the Association for Computational Linguistics (Volume 1: Long Papers)*, Berlin, Germany. Association for Computational Linguistics.
- Claudia Kunze and Lothar Lemnitzer. 2002. GermaNet – representation, visualization, application. In *Proceedings of the 3rd International Conference on Language Resources and Evaluation (LREC 2002)*, pages 1485–1491, Paris. European Language Resources Association.
- Wang Ling, Chris Dyer, Alan W Black, and Isabel Trancoso. 2015. [Two/Too Simple Adaptations of Word2Vec for Syntax Problems](#). In *Proceedings of the 2015 Conference of the North American Chapter of the Association for Computational Linguistics: Human Language Technologies*, pages 1299–1304, Denver, Colorado. Association for Computational Linguistics.
- Michael Matuschek and Iryna Gurevych. 2013. Dijkstra-WSA: A Graph-Based Approach to Word Sense Alignment. *Transactions of the Association of Computational Linguistics*.
- Alexander Mehler, Rüdiger Gleim, Wahed Hemati, and Tolga Uslu. 2018. [Skalenfreie online-soziale Lexika am Beispiel von Wiktionary](#). In Stefan Engelberg, Henning Lobin, Kathrin Steyer, and Sascha Wolfer, editors, *Wortschätze*, pages 269–292. De Gruyter, Berlin, Boston.
- Christian M. Meyer and Iryna Gurevych. 2012. To Exhibit is not to Loiter: A Multilingual, Sense-Disambiguated Wiktionary for Measuring Verb Similarity. In *Proceedings of COLING 2012*. The COLING 2012 Organizing Committee.

- Rada Mihalcea, Timothy Chklovski, and Adam Kilgarriff. 2004. The Senseval-3 English lexical sample task. In *Senseval-3: Third International Workshop on the Evaluation of Systems for the Semantic Analysis of Text*, Barcelona, Spain. Association for Computational Linguistics.
- Tomas Mikolov, Kai Chen, G.s Corrado, and Jeffrey Dean. 2013. Efficient estimation of word representations in vector space. *Proceedings of Workshop at ICLR*, 2013.
- Andrea Moro and Roberto Navigli. 2015. Semeval-2015 task 13: Multilingual all-words sense disambiguation and entity linking. In *Proceedings of the 9th international workshop on semantic evaluation (SemEval 2015)*, pages 288–297.
- Nikola Mrkšić, Diarmuid Ó Séaghdha, Blaise Thomson, Milica Gašić, Lina Rojas-Barahona, Pei-Hao Su, David Vandyke, Tsung-Hsien Wen, and Steve Young. 2016. Counter-fitting Word Vectors to Linguistic Constraints. In *Proceedings of HLT-NAACL*.
- Nikola Mrkšić, Ivan Vulić, Diarmuid Ó Séaghdha, Ira Leviant, Roi Reichart, Milica Gašić, Anna Korhonen, and Steve Young. 2017. Semantic Specialisation of Distributional Word Vector Spaces using Monolingual and Cross-Lingual Constraints. *Transactions of the Association for Computational Linguistics*, 5:309–324.
- Dieke Oele and Gertjan van Noord. 2018. Simple Embedding-Based Word Sense Disambiguation. *Global Wordnet Conference 2018*, page 7.
- Sameer S. Pradhan, Edward Loper, Dmitriy Dligach, and Martha Palmer. 2007. SemEval-2007 Task 17: English Lexical Sample, SRL and All Words. In *Proceedings of the 4th International Workshop on Semantic Evaluations, SemEval '07*, Stroudsburg, PA, USA. Association for Computational Linguistics.
- Sascha Rothe and Hinrich Schütze. 2015. Autoextend: Extending word embeddings to embeddings for synsets and lexemes. In *Proceedings of the ACL*.
- Roland Schäfer. 2015. Processing and querying large web corpora with the COW14 architecture. In *Proceedings of Challenges in the Management of Large Corpora 3 (CMLC-3)*, Lancaster. UCREL, IDS.
- Tolga Uslu, Alexander Mehler, Daniel Baumartz, Alexander Henlein, and Wahed Hemati. 2018. fast-sense: An efficient word sense disambiguation classifier. In *Proceedings of the 11th edition of the Language Resources and Evaluation Conference, May 7 - 12, LREC 2018, Miyazaki, Japan*.
- John Wieting, Mohit Bansal, Kevin Gimpel, Karen Livescu, and Dan Roth. 2015. [From Paraphrase Database to Compositional Paraphrase Model and Back](#). *Transactions of the Association for Computational Linguistics*.
- Zhi Zhong and Hwee Tou Ng. 2010. It Makes Sense: A Wide-coverage Word Sense Disambiguation System for Free Text. In *Proceedings of the ACL 2010 System Demonstrations, ACLDemos '10*. Association for Computational Linguistics.

A Supplemental Material

A.1 Preparing SenseFitting

A.1.1 Preprocessing Wiktionary

We are able to disambiguate 164 154 of 220 927 relations, leaving 56 773 ambiguous sense-to-lemma relations. Out of the disambiguated ones, there were 110 584 sense-to-lemma relations where the target lemma was monosemous, leaving 110 343 ambiguous relations of 220 927 relations in total. To disambiguate the remaining 110 3435 ambiguous relations¹¹, we utilize SenseFitting itself. We initialize a minimalist sense embedding by creating a copy of a lemma embedding for each of its senses and run SenseFitting for one epoch with sense-to-lemma relations, where a single epoch means a full run of Attract-Repel. Using the resulting embedding, we try to disambiguate the target side of such a relation by selecting the sense with the lowest (or highest in the case of antonyms) cosine distance to the target sense. We repeat this process with these partially disambiguated relations for up to 10 epochs, updating the relations each time. During our experimentation, we noticed a significant performance decrease when disambiguating antonyms together with the other sense relations. Thus, we run the disambiguation in two batches: one for hyponyms, hypernyms and synonyms, and one for antonyms. Finally, we can proceed with SenseFitting using the disambiguated relations.

A.1.2 Wiktionary Relation Disambiguation

To evaluate the results of this automatic disambiguation, we used the sense-annotated Wiktionary created by Meyer and Gurevych (2012). The authors created four datasets of different language combinations to evaluate the disambiguation performance of Wiktionary relations. The German dataset consists of 1 119 annotated relations of which 514 are correct according to manual annotations. Of these, we are able to use 486 for evaluation.

To determine whether the performance of disambiguating relations during pre-processing is influenced by the structure of the used resource, we repeated the process described in section A.1.1 for GermaNet. We removed target sense information from all relations and ran SenseFitting for 10

epochs, which sums to a total of 50 Attract-Repel iterations.

Dataset	Relation type	P	R	F ₁
GermaNet	Synonyms	99	90	94
	Hypernyms	94	85	90
	Hyponyms	96	90	93
	Antonyms	100	89	94
	All	96	88	92
Wiktionary lower	Synonyms	71	34	46
	Hypernyms	71	39	50
	Hyponyms	71	54	62
	Antonyms	70	46	56
	All	71	43	54
Wiktionary lemma	Synonyms	65	34	45
	Hypernyms	73	38	50
	Hyponyms	72	57	63
	Antonyms	58	71	48
	All	68	49	52

Table 5: F₁- and precision (P) scores for relation disambiguation of SenseFitting in percent.

Table 5 shows the F₁-scores of disambiguating these relations. The GermaNet disambiguation reaches a score of more than 90% for all relation types with a precision of 94 – 100%. We assume that this high performance is due to GermaNet’s structure: all relations are symmetric¹², and relations between synsets essentially create fully connected graphs of senses that all get moved towards their center.

Wiktionary does not show the graph structure of GermaNet; nor is its development controlled by a group of experts, but by a heterogeneous online community based on the wiki principle. Mehler et al. (2018) show that this community consists of a small number of highly active authors that contribute to a broader set of topics and a large number of less active authors who contribute to a narrower set of topics. This imbalance suggests that Wiktionary’s thematic orientation may be distorted by these highly active authors. As such, Wiktionary is likely not as consistent and stable as a resource created by a group of experts.

The performance of Wiktionary’s relation disambiguation on the dataset from Meyer and Gurevych (2012) confirms this hypothesis. Although precision remains high around 70%, F₁-scores drop about half, because recall is rather low. Synonyms show the most significant difference to results obtained for GermaNet. We assume this to be caused by the lack of symmetry in Wiktionary

¹¹Counting only antonyms, hyponyms, hypernyms and synonyms.

¹²Each hyponym relation has a hypernym relation in reverse direction, so we consider it to be symmetric, too.

relations which is present in about 20% of synonymy relations¹³.

These results show that our semantic specialization can produce viable results for relation disambiguation if the used resource is well structured and features dense relations.

A.1.3 SenseFitting Training Resources

Table 6 shows the relation count for each resource in all variations. The before mentioned graph structure of GermaNet can be seen in the count of hyponyms and hypernyms: they are equal as both relations are symmetric. This symmetry helps drawing hypernym-hyponym pairs together, most likely increasing SenseFittings positive effect on injecting semantic information into sense embeddings.

Dataset	Syn	Hypo	Hyper	Ant
GN	103 554	314 058	314 058	3 486
GN ⁺	95 740	294 872	294 872	3 426
WKT	93 800	182 224	124 724	82 675
WKT ⁺	50 335	114 762	85 349	51 173
lower*	31 352	46 053	58 002	29 314
lemma*	29 467	43 788	53 322	28 393

Table 6: The number of relations used in SenseFitting based on COW embeddings. ⁺: total number of applicable relations used in training; *: number of automatically disambiguated relations for Wiktionary.

A.2 Preprocessing WebCAGE

Task	Nouns	Verbs	Adjectives	Total
WCA	2 150	1 639	336	4 125
Senseval-2	1 740	1 806	375	3 921
Senseval-3	1 807	1 978	159	3 944
SemEval-07	2 559	2 292	—	4 851

Table 7: Number of sentences per part of speech in the WCA dataset in comparison to English datasets used for performing WSD in [Iacobacci et al. \(2016\)](#).

As mentioned in section A.2, WebCAGE is a corpus mainly composed of examples from word sense definitions from the German Wiktionary which were automatically annotated with GermaNet senses and hand-corrected afterward ([Henrich et al., 2011](#)). However, the authors do not provide a mapping to Wiktionary; only GermaNet

senses are tagged with an ID. Thus we needed to map WebCAGE back to Wiktionary to be able to evaluate the performance of our WSD method with both Wiktionary and GermaNet. We were able to match a large portion of all sentences from WebCAGE to a recent German Wiktionary export from April 2018. From this portion, we excluded sentences that did not include the target word itself (e.g. if a target word was only contained in the sentence as part of a word formation or compound)¹⁴. The size of WCA is similar to the size of datasets available for WSD tasks in English. Table 7 compares WCA against task-related datasets used to evaluate the method of [Iacobacci et al. \(2016\)](#), namely Senseval-2 ([Edmonds and Cotton, 2001](#)), Senseval-3 ([Mihalcea et al., 2004](#)) and SemEval-07 ([Pradhan et al., 2007](#)). Note that WCA differs from the English datasets in the number of sentences per lemma: It has on average only 1.89 sentences per lemma, while Senseval-2 has 59.3. This might affect a WSD performance evaluation, as the methods performance is not evaluated as consistently across many samples for the same target word, but rather sparsely across a large variety of target words. While WebCAGE (and WCA alike) might cover many different words, it does not cover all possible senses for a given target word.

¹³For Wiktionary sense-to-lemma relations, we consider a relation to be symmetric if $\{(S_a, L_b), (S_b, L_a)\} \subseteq R_r$, where S_X is a sense of lemma L_X and R_r is the set of all relations of the given type r .

¹⁴For example, an excluded instance of the target word *Bank* is “Bankleitzahl” (English: bank code), a compound of the words *Bank* and *Leitzahl*.