

The variation of the posterior variance and Bayesian sample size determination

Jörg Martin and Clemens Elster

Physikalisch-Technische Bundesanstalt (PTB)

July 31, 2019

Abstract

We investigate a new criterion for Bayesian sample size determination that is designed to limit the fluctuations of the posterior variance under repeated sampling. Instead of taking the approach to bound the variance of the posterior variance we present a modified object that has an intuitive interpretation and matches closer the asymptotic behavior of the fluctuations as well as frequentist analogues. Our approach can be derived in the context of decision theory using a suitable loss function. Computations and explicit formulas are presented for several standard choices of likelihoods and their conjugate priors.

1 Introduction

Sample size determination (SSD) is the attempt to estimate the data size that is needed in order to meet a certain criterion [1]. This task is usually performed at a planning stage before any data is actually measured or recorded so that especially in the context of high financial or temporal expenses a careful SSD becomes indispensable. In the design, say, of animal experiments SSD can even have a moral dimension [2, 3].

Various approaches have been developed using frequentist or Bayesian statistics, compare for instance [4, 5, 6, 7]. While frequentist methods are quite established [1], Bayesian methods for SSD [6] have the advantage to incorporate prior knowledge and can thereby lead to smaller sample sizes [8, 9]. In this article we present a Bayesian method for SSD that takes the fluctuations of the posterior variance under repeated sampling into account.

Consider samples of n i.i.d. univariate datapoints $x = (x_1, \dots, x_n)$ that are drawn from a distribution

$$p(x|\theta) = \prod_{i=1}^n p(x_i|\theta), \quad (1)$$

where $\theta \in \mathbb{R}^p, p \geq 1$. We split $\theta = (\theta_0, \theta')$ into a one-dimensional parameter of interest $\theta_0 \in \mathbb{R}$ and a (possibly empty) nuisance parameter $\theta' \in \mathbb{R}^{p-1}$. Following the Bayesian paradigm our prior knowledge is expressed in the prior distribution $\pi(\theta)$. The posterior distribution associated with a data sample $x \in \mathbb{R}^n$ is then

$$\pi(\theta|x) \propto \pi(\theta) \cdot p(x|\theta), \quad (2)$$

with marginal $\pi(\theta_0|x) = \int \pi(\theta_0, \theta'|x) d\theta'$. In Bayesian SSD one often chooses a test statistic $T(x)$ that takes as input the data sample x and considers the expectation [4, 7]

$$\mathbb{E}[T(x)] = \int T(x) \pi(x) dx, \quad (3)$$

which is taken with respect to the prior predictive distribution $\pi(x) = \int p(x|\theta) \pi(\theta) d\theta$. A condition such as $\mathbb{E}[T(x)] \leq \varepsilon$ is formulated and the minimal sample size n is determined for which this requirement can be satisfied. Depending on the exact nature of T the quantity (3) can describe various objects such as the length or coverage of a posterior interval [10, 8, 9, 5], a posterior probability [11, 7] or some loss from decision theory [12, 13]. Another quite common approach, which we will mostly follow here, is to take $T(x) = \mathbb{V}(\theta_0|x)$, that is the posterior variance for the parameter of interest θ_0 , and to require

$$\mathbb{E}[\mathbb{V}(\theta_0|x)] \leq \varepsilon. \quad (4)$$

This requirement is known as the *average posterior variance criterion* (APVC) in the literature [7, 6, 14] and formalizes the idea that the expected uncertainty about the quantity θ_0 should be below a certain threshold that seems acceptable. However, this will only assure that on average the posterior variance has the desired magnitude, while the dispersion of $\mathbb{V}(\theta_0|x)$ is ignored by such an approach. One way to circumvent this issue in certain cases, for instance for Bernoulli distributed data [6], is to replace the expectation in (4) by a maximization over all possible x , which is however in general hard to solve or even ill-posed.

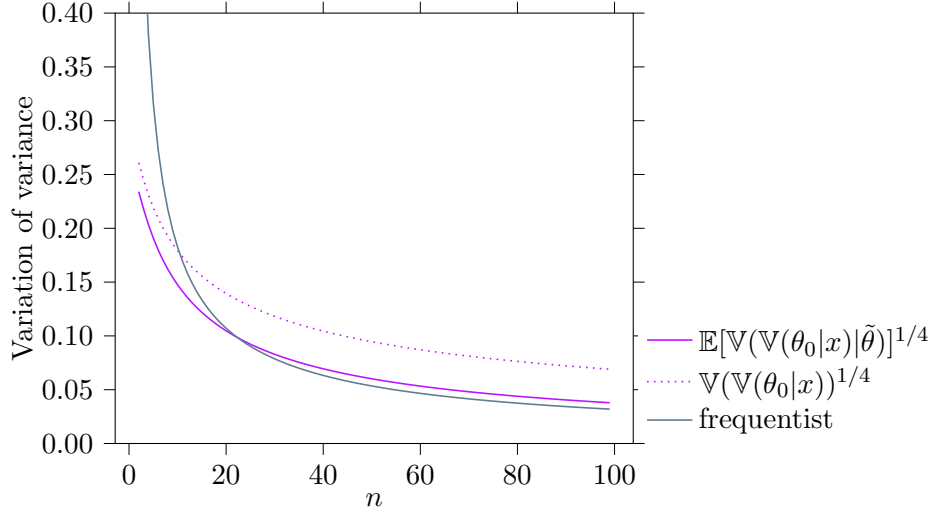


Figure 1: Comparison of the expression $\mathbb{V}(\mathbb{V}(\theta_0|x))^{1/4}$ (purple, dotted - from (5)) with the modified object $\mathbb{E}[\mathbb{V}(\mathbb{V}(\theta_0|x)|\tilde{\theta})]^{1/4}$ (purple, solid - from (6)) for normally distributed data and a normal inverse gamma prior, compare Section 3. The gray, solid line depicts the frequentist analogue: the 4th root of (7). While both Bayesian quantities show smaller variations for small n only $\mathbb{E}[\mathbb{V}(\mathbb{V}(\theta_0|x)|\tilde{\theta})]^{1/4}$ seems to reflect the frequentist asymptotic behavior for large n .

From the perspective of (4) a somehow more natural idea would be to compute in addition the variance of the variance [6]

$$\mathbb{V}(\mathbb{V}(\theta_0|x)) \leq \varepsilon', \quad (5)$$

where the outer variance is again taken w.r.t to the marginal $\pi(x)$. We here find that this quantity has a rather undesirable behavior, especially in the asymptotic regime, as it is mostly dominated by the prior, compare Proposition 2.2 below.

We argue that instead of (5) one could control the fluctuations of the posterior variance via

$$\mathbb{E}[\mathbb{V}(\mathbb{V}(\theta_0|x)|\tilde{\theta})] \leq \varepsilon', \quad (6)$$

where $\mathbb{V}(\mathbb{V}(\theta_0|x)|\tilde{\theta})$ is computed conditional on the parameter value $\tilde{\theta}$ and where the expectation is taken with respect to the prior density $\tilde{\theta} \sim \pi(\tilde{\theta})$. An approach like (6) has, to the best of the authors knowledge, so far neither been proposed nor discussed in the literature about Bayesian SSD.

In contrast to (5) the object (6) exhibits more desirable properties. Figure 1 shows the dependency of $\mathbb{E}[\mathbb{V}(\mathbb{V}(\theta_0|x)|\tilde{\theta})]^{1/4}$ (solid, purple line) and $\mathbb{V}(\mathbb{V}(\theta_0|x))^{1/4}$ (dashed, purple line) for a model with normally distributed data and normal-inverse-gamma prior (compare Section 3.1) with mean as parameter of interest θ_0 . For comparison we also plot a “frequentist” description of the variation of variance (gray, solid line), namely

$$\mathbb{V}\left(\frac{1}{n-1} \sum_{i=1}^n (x_i - \bar{x})^2 \middle| \theta_r\right) \quad (7)$$

with θ_r chosen as the prior mean to allow for comparability (one could assume for instance that θ_r was inferred from historical data). Figure 1 reveals that for small sample sizes the Bayesian quantities $\mathbb{E}[\mathbb{V}(\mathbb{V}(\theta_0|x)|\tilde{\theta})]^{1/4}$ and $\mathbb{V}(\mathbb{V}(\theta_0|x))^{1/4}$ decrease the predicted variation in comparison to a frequentist approach. However, as n increases only one of the two quantities shows a similar behavior as the frequentist criterion. In fact, one sees that for the considered case we have a decay rate of $n^{-3/4}$ for both $\mathbb{E}[\mathbb{V}(\mathbb{V}(\theta_0|x)|\tilde{\theta})]^{1/4}$ and the frequentist approach, whereas the object in (6) only decays at $n^{-1/2}$.

By replacing the outer variance in (5) by the nested structure in (6) we can apparently achieve a more meaningful asymptotic behavior. It turns out that this object also more resembles the fluctuations of $\mathbb{V}(\theta_0|x)$ under the true (but unknown) parameter. In fact, if we knew from somewhere the true parameter $\tilde{\theta}$ the expression $\mathbb{V}(\mathbb{V}(\theta_0|x)|\tilde{\theta})$ would perfectly describe the variation of posterior variance under the data that is about to be drawn. As the true parameter $\tilde{\theta}$ is of course unknown we use the only information we have, namely the prior, and take the average.

The paper is organized as follows. Section 2 gives the general framework, while in Section 3 explicit formulas in various scenarios are provided and discussed. In Section 4 the quantity in (6) is associated with a corresponding loss function which places our criterion in the framework of decision theory, which can be seen as a unifying concept behind Bayesian experimental design [15]. Let us point out that the methods presented in this article are basically also applicable to multidimensional parameters θ_0 although in such a case one has to decide how to measure the size of the posterior covariance appearing in (6).

Notation

For this article we use a notation that is more or less intuitive, compact and common. Densities of probability distributions are denoted either by p or π ,

where the usage of a letter has no strict mathematical meaning but follows rather the Bayesian philosophy to distinguish between the probability p for an observable random variable and degree of belief π . We will always use only one of p or π for the same density. Hyperparameters will not be mentioned in our notation. We will, following a common practice in the literature, silently replace integrals by sums whenever the corresponding distribution is discrete.

Different densities are *not* explicitly distinguished by different letters or indices but solely by their argument (and an eventual conditioning) so that, for instance, for two different parameters θ_1 and θ_2 the notations $\pi(\theta_1)$ and $\pi(\theta_2)$ stand for two different densities. There is only *one exception* to this rule: A tilde “ \sim ” above a symbol is used to distinguish between two values of the *same* random variable. In particular we might use in an expression $\pi(\theta)$ and $\pi(\tilde{\theta})$ and mean that the same density is evaluated at two different values θ and $\tilde{\theta}$.

The notation of expectation and variance is given in a succinct form whose meaning should be clear from the following examples

$$\begin{aligned}\mathbb{E}[f(x)] &= \int f(x)\pi(x) \, d\theta, \\ \mathbb{V}(f(\theta)|x) &= \int (f(\theta) - \mathbb{E}[f(\theta)|x])^2 \pi(\theta|x) \, d\theta,\end{aligned}$$

where in the second line $\mathbb{E}[f(\theta)|x] = \int f(\theta)\pi(\theta|x) \, d\theta$, and

$$\begin{aligned}\mathbb{E}[\mathbb{V}(f(\theta)|x)|\tilde{\theta}] &= \int \mathbb{V}(f(\theta)|x)p(x|\tilde{\theta}) \, dx, \\ \mathbb{E}[\mathbb{V}(\mathbb{V}(f(\theta)|x)|\tilde{\theta})] &= \int \left[\int (\mathbb{V}(f(\theta)|x) - \mathbb{E}[\mathbb{V}(f(\theta)|x)|\tilde{\theta}])^2 p(x|\tilde{\theta}) \, dx \right] \pi(\tilde{\theta}) d\tilde{\theta}.\end{aligned}$$

Let us recall for the last expression that with the convention above $\pi(\tilde{\theta})$ is really the density of the prior for θ , but a “ \sim ” was added to allow for a distinction with the argument of the inner variance.

2 General framework

Based on the posterior (2) and its marginal $\pi(\theta_0|x) = \int \pi(\theta|x)d\theta'$ we can construct quantities such as the posterior mean and variance

$$\mathbb{E}[\theta_0|x] = \int \theta_0 \cdot \pi(\theta_0|x) d\theta_0, \quad \mathbb{V}(\theta_0|x) = \int (\theta_0 - \mathbb{E}[\theta_0|x])^2 \cdot \pi(\theta_0|x) d\theta_0. \quad (8)$$

Often, the posterior mean $\mathbb{E}[\theta_0|x]$ is taken as the Bayes estimate of θ_0 and the posterior variance $\mathbb{V}(\theta_0|x)$ is regarded as a type of uncertainty [16].

The goal of this article is to derive a criterion that relates the reliability of a Bayesian inference based on the quantities (8) with the sample size, where reliability in this context should be understood in terms of the fluctuations of the quantities in (8) under repeated sampling. We want to do this *before* any data is available so that we have to base our considerations solely on the prior $\pi(\theta)$. Our a priori information about the distribution of the data vector $x \in \mathbb{R}^n$ is then summarized by the *prior predictive*

$$\pi(x) = \int p(x|\theta) \pi(\theta) d\theta. \quad (9)$$

It is important to understand that this density does *not* reflect the real distribution of data but rather our knowledge of what might come out of a future experiment. The *real* distribution of data will be

$$p(x|\theta_r) = \prod_{i=1}^n p(x_i|\theta_r), \quad (10)$$

where $\theta_r \in \mathbb{R}^p$ denotes the true, but unknown, parameter. A sample drawn from (10) will be a vector of i.i.d. components whereas a sample from (9) will in general only be exchangeable, compare de Finetti's theorem [16]. In particular, we can hope for familiar statements such as the central limit theorem to only hold under (10) and *not* under (9).

As pointed out in the introduction a popular approach in Bayesian sample size determination is the following [7, 6, 14]: choose the sample size n such that the posterior variance $\mathbb{V}(\theta_0|x)$ for a drawn data vector $x \in \mathbb{R}^n$ will be below a certain threshold $\varepsilon > 0$. As the data vector x is unknown one takes the average of $\mathbb{V}(\theta_0|x)$ over the available information - the prior predictive (9) - and requires

$$\mathbb{E}[\mathbb{V}(\theta_0|x)] = \int \mathbb{V}(\theta_0|x) \pi(x) dx \leq \varepsilon. \quad (11)$$

Occasionally this is used in the context of historical data [14], which is however technically equivalent as the posterior under the historical data can just be regarded as a prior $\pi(\theta)$. As $\mathbb{E}[\mathbb{V}(\theta_0|x)]$ decays in many cases like n^{-1} , compare Section 3 below, condition (11) can usually be achieved for n large enough.

There is, however, a substantial drawback with this approach. Often a scientist performing an experiment has an idea of what would be an acceptable variance ε_0 to specify for his result. He might pick in (11) simply

ε to be equal to ε_0 or some fraction of it. This will push on average the variance into the right order of magnitude. But as x will be random, so will be $\mathbb{V}(\theta_0|x)$. Assume he observes a random sample for which $\mathbb{V}(\theta_0|x)$ is substantially larger than ε_0 . Specifying the larger value of $\mathbb{V}(\theta_0|x)$ for the outcome of his experiment might be intolerable for the scientist as being too imprecise and he would consider his SSD as having failed. One might argue that he was “unlucky” and picked a sample from which only poor a posteriori knowledge can be derived, so that he can only collect more data if he wants to shift the posterior variance in the ballpark of ε_0 . While this might then indeed be a reasonable decision, it is, especially for experiments with a costly preparation phase, an unpleasant scenario.

In order to largely prevent such situations we here propose to use the expected variations of $\mathbb{V}(\theta_0|x)$ as an (additional) index for sample size planning. Based on (11) a natural approach would be to consider a quantity such as

$$\mathbb{V}(\mathbb{V}(\theta_0|x)) = \int (\mathbb{V}(\theta_0|\tilde{x}) - \mathbb{E}[\mathbb{V}(\theta_0|x)])^2 \pi(\tilde{x}) d\tilde{x}$$

and to require a condition such as $\mathbb{V}(\mathbb{V}(\theta_0|x)) \leq \varepsilon'$ in addition to (4). Alternatively, a relative object such as the following coefficient of variation

$$\Delta_n := \frac{\sqrt{\mathbb{V}(\mathbb{V}(\theta_0|x))}}{\mathbb{E}[\mathbb{V}(\theta_0|x)]} \quad (12)$$

might be more intuitive. One could agree on a certain fraction, say 10%, and then choose the sample size such that the variation of the posterior variance is below the threshold. Alas, it turns out that even for a rather standard case (12) has unpleasant properties.

Lemma 2.1. *Consider normally distributed data with parameters μ and σ^2 , and further for $\mu_0 \in \mathbb{R}, \alpha > 2, \beta, \lambda > 0$, the normal-inverse-gamma prior $\pi(\mu, \sigma^2) = \mathcal{NIG}(\mu, \sigma^2 | \mu_0, \alpha, \beta, \lambda)$. Define Δ_n as the quotient in (12) for the choice $\theta_0 = \mu$. We have*

$$\Delta_n \xrightarrow{n \rightarrow \infty} \sqrt{\frac{1}{\alpha - 2}}.$$

Proof. Using the law of total variance we can split the square of (12) into

$$\Delta_n^2 = \frac{\mathbb{V}(\mathbb{V}(\theta_0|x))}{\mathbb{E}[\mathbb{V}(\theta_0|x)]^2} = \frac{\mathbb{V}(\mathbb{E}(\mathbb{V}(\theta_0|x)|\tilde{\theta}))}{\mathbb{E}[\mathbb{V}(\theta_0|x)]^2} + \frac{\mathbb{E}[\mathbb{V}(\mathbb{V}(\theta_0|x)|\tilde{\theta})]}{\mathbb{E}[\mathbb{V}(\theta_0|x)]^2}.$$

For the first term we show in the appendix, Lemma A.4, that

$$\frac{\mathbb{V}(\mathbb{E}(\mathbb{V}(\theta_0|x)|\tilde{\theta}))}{\mathbb{E}[\mathbb{V}(\theta_0|x)]^2} = \frac{1}{\alpha - 2} \cdot \frac{n^2 + 2(\alpha - 1)(\frac{n}{n+1/\lambda})^2}{(n + 2(\alpha - 1))^2},$$

which converges to $1/(\alpha - 2)$ as $n \rightarrow \infty$. The second term is treated in Subsection 3.1 below, where we derive an expression that vanishes in the limit. \square

Lemma 2.1 implies that a condition such as for instance $\Delta_n \leq 10\%$ cannot be satisfied asymptotically for α small enough. The result from Lemma 2.1 might seem surprising at first sight as we would expect from the Bernstein-von-Mises theorem [17] that the posterior $\pi(\theta_0|x)$ from which $\mathbb{V}(\theta_0|x)$ is computed has at least asymptotically, that is for $n \rightarrow \infty$, a rather standardized behavior. In particular we would not expect limits that depend on a hyperparameter such as α . We will see in Section 3 below that the coefficient of variation of $\mathbb{V}(\theta_0|x)$ under repeated sampling, namely

$$r_n = \frac{\sqrt{\mathbb{V}(\mathbb{V}(\theta_0|x)|\tilde{\theta})}}{\mathbb{E}[\mathbb{V}(\theta_0|x)|\tilde{\theta}]} \quad (13)$$

decays for the case treated in Lemma 2.1 like $n^{-1/2}$. This behavior seems in stark disagreement with the one observed in Lemma 2.1. However, note that there is a substantial difference between (12) and (13). Both the outer variance and outer expectation in the numerator and denominator of (12) are computed with respect to the prior predictive $\pi(x)$ which, as we pointed out at the beginning of this section, does not provide i.i.d. samples so that limit theorems such as the Bernstein-von-Mises theorem are not applicable. In Proposition 2.2 below we will in fact see that while r_n converges to 0 under reasonably strong assumptions, Δ_n will stay above 0 asymptotically for most interesting cases.

A closer look on the proof of Lemma 2.1 reveals a slightly deeper insight why Δ_n , in contrast to r_n , does not converge to 0. Let's split the square of (12) using the law of total variance into

$$\Delta_n^2 = \bar{\delta}_n^2 + \delta_n^2, \quad (14)$$

where

$$\bar{\delta}_n^2 = \frac{\mathbb{V}(\mathbb{E}[\mathbb{V}(\theta_0|x)|\tilde{\theta}])}{\mathbb{E}[\mathbb{V}(\theta_0|x)]^2}, \quad \delta_n^2 = \frac{\mathbb{E}[\mathbb{V}(\mathbb{V}(\theta_0|x)|\tilde{\theta})]}{\mathbb{E}[\mathbb{V}(\theta_0|x)]^2}, \quad (15)$$

where we wrote in the outer operations $\tilde{\theta}$ instead of θ to distinguish it from the inner variable θ_0 . For the case treated in Lemma 2.1 it is $\bar{\delta}_n^2$ that causes Δ_n to stay above 0, while δ_n does converge to 0. In the following proposition we observe that this is in fact a generic pattern, which proposes to use δ_n instead of Δ_n for Bayesian SSD.

Proposition 2.2. *In the setup above consider a parameter $\tilde{\theta} = (\tilde{\theta}_0, \tilde{\theta}')$ for which the inverse of the (single observation) Fisher information $I_{\tilde{\theta}_0}^{-1}$ exists. If we have L^2 convergence of the posterior variance conditional on $\tilde{\theta}$, in the sense*

$$\lim_{n \rightarrow \infty} \mathbb{E}[|n\mathbb{V}(\theta_0|x) - I_{\tilde{\theta}_0}^{-1}|^2|\tilde{\theta}] = 0, \quad (16)$$

then r_n^2 as defined in (13) converges to 0.

Suppose the inverse of the Fisher information exists for every parameter in the domain of the prior and that the second moment $\mathbb{E}[I_{\theta_0}^{-2}]$ exists. If the convergence in (16) holds in average over the prior, that is

$$\lim_{n \rightarrow \infty} \mathbb{E}[\mathbb{E}[|n\mathbb{V}(\theta_0|x) - I_{\tilde{\theta}_0}^{-1}|^2|\tilde{\theta}]] = \lim_{n \rightarrow \infty} \mathbb{E}[|n\mathbb{V}(\theta_0|x) - I_{\tilde{\theta}_0}^{-1}|^2] = 0 \quad (17)$$

then we have for δ_n^2 as defined in (15) that

$$\lim_{n \rightarrow \infty} \delta_n = 0, \quad (18)$$

The objects Δ_n^2 from (12) and $\bar{\delta}_n^2$ from (15) converge under these conditions to the squared coefficient of variation of $I_{\theta_0}^{-1}$

$$\lim_{n \rightarrow \infty} \Delta_n^2 = \lim_{n \rightarrow \infty} \bar{\delta}_n^2 = \frac{\mathbb{V}(I_{\theta_0}^{-1})}{\mathbb{E}[I_{\theta_0}^{-1}]^2}. \quad (19)$$

The limit in (19) is in particular strictly positive whenever the Fisher information I_{θ_0} is not constant almost surely w.r.t. the prior.

Remark 2.3. Conditions (16) and (17) merely require that the posterior variance should approach the limit proposed by the Bernstein-von-Mises theorem [17]. While (16) and (17) require a stronger convergence as predicted by the latter (and might be too stringent) they allow for a concise proof and are satisfied for all standard cases treated in Section 3 below. The easiest way to check this is to rewrite $\mathbb{E}[(n\mathbb{V}(\theta_0|x) - I_{\tilde{\theta}_0}^{-1})^2|\tilde{\theta}] = n^2\mathbb{V}(\mathbb{V}(\theta_0|x)|\tilde{\theta}) + (n\mathbb{E}[\mathbb{V}(\theta_0|x)|\tilde{\theta}] - I_{\tilde{\theta}_0}^{-1})^2$. Explicit formulas for $\mathbb{V}(\mathbb{V}(\theta_0|x)|\tilde{\theta})$ and $\mathbb{E}[\mathbb{V}(\theta_0|x)|\tilde{\theta}]$ can be found in Section 3 for all cases treated there. Both terms can be checked to be polynomials in $\tilde{\theta}$ with coefficients that decay as $n \rightarrow 0$ so that the averaging in (17) does not do any harm.

Proof. We only consider the case where (17) holds, the arguments for r_n are similar but easier. Let us write $X_n = n\mathbb{V}(\theta_0|x)$ and $Y_n = X_n - I_{\tilde{\theta}_0}^{-1}$. We have from (17)

$$\mathbb{E}[Y_n^2] \rightarrow 0. \quad (20)$$

First we show that

$$\mathbb{E}[\mathbb{E}[X_n|\tilde{\theta}]^2] \rightarrow \mathbb{E}[I_{\tilde{\theta}_0}^{-2}] \quad (21)$$

To this end we split

$$\mathbb{E}[\mathbb{E}[X_n|\tilde{\theta}]^2] = \mathbb{E}[\mathbb{E}[Y_n|\tilde{\theta}]^2] + 2\mathbb{E}[Y_n \cdot I_{\tilde{\theta}}^{-1}] + \mathbb{E}[I_{\tilde{\theta}}^{-2}] \quad (22)$$

The first term converges to 0 due to Jensen's inequality $\mathbb{E}[\mathbb{E}[Y_n|\tilde{\theta}]^2] \leq \mathbb{E}[Y_n^2]$ and (20), while the middle term goes to 0 by the Cauchy-Schwarz inequality. Since (20) implies in particular that $\mathbb{E}[X_n^2] \xrightarrow{n \rightarrow \infty} \mathbb{E}[I_{\tilde{\theta}_0}^{-2}]$ and $\mathbb{E}[X_n] \xrightarrow{n \rightarrow \infty} \mathbb{E}[I_{\tilde{\theta}_0}^{-1}]$ we obtain

$$\delta_n^2 = \frac{\mathbb{E}[\mathbb{V}(X_n|\tilde{\theta})]}{\mathbb{E}[X_n]^2} = \frac{\mathbb{E}[X_n^2] - \mathbb{E}[\mathbb{E}[X_n|\tilde{\theta}]^2]}{\mathbb{E}[X_n]^2} \rightarrow \frac{\mathbb{E}[I_{\tilde{\theta}_0}^{-2}] - \mathbb{E}[I_{\tilde{\theta}_0}^{-2}]}{\mathbb{E}[I_{\tilde{\theta}_0}^{-1}]^2} = 0.$$

Considering (19) note that (21) implies that the random variable $Z_n := \mathbb{E}[X_n|\tilde{\theta}]$ converges in L^2 (w.r.t the prior) against $I_{\tilde{\theta}}$. Writing $\tilde{\delta}_n^2 = \mathbb{V}(Z_n)/\mathbb{E}(Z_n)^2$ and using (12) we conclude. \square

By conditioning on $\tilde{\theta}$ and averaging over the prior the term $\mathbb{E}[\mathbb{V}(\mathbb{V}(\theta|x)|\tilde{\theta})]$ seems to capture the asymptotics of i.i.d. data without demanding the true value of the parameter. In this article we will mostly work with δ_n as a scaled version of $\mathbb{E}[\mathbb{V}(\mathbb{V}(\theta_0|x)|\tilde{\theta})]$ that is independent of the scale or unit that was chosen for θ_0 . In practice one might either use $\mathbb{E}[\mathbb{V}(\mathbb{V}(\theta_0|x)|\tilde{\theta})]$ or its scaled version δ_n depending on which one has better intuition.

3 Discussion for popular cases

We here consider the quantity δ_n from (15) for different sampling distributions $p(x|\theta)$ together with their (conjugate) priors. We derive explicit formulas for δ_n that allow to judge the influence of hyperparameters (and thus of the prior knowledge) on possible variations of the the posterior variance.

Each subsection contains an overview on the derivation of the corresponding formula for δ_n .

To allow for comparability we will fix in the plots below a parameter θ_r and choose all considered variants of the hyperparameters of the prior such that

$$\mathbb{E}[\theta] = \theta_r. \quad (23)$$

This allows us to specify in addition the “true” variation of the posterior variance, which we define as

$$r_n = \frac{\sqrt{\mathbb{V}(\mathbb{V}(\theta_0|x)|\theta_r)}}{\mathbb{E}[\mathbb{V}(\theta_0|x)|\theta_r]}. \quad (24)$$

The value of r_n is unknown in practice as the true parameter is unknown. In a way, r_n is the object we are actually after but cannot compute.

3.1 Normal sampling - \mathcal{N} IG-prior

Suppose we consider i.i.d. normally distributed random variables $x = (x_1, \dots, x_n)$ with $p(x|\theta) = \prod_{i=1}^n \frac{1}{\sqrt{2\pi\sigma^2}} e^{-\frac{1}{2\sigma^2}(x_i-\mu)^2}$, where we wrote $\theta = (\mu, \sigma^2) \in \mathbb{R}^2$. Our parameter of interest is μ (so that in the notation of the previous sections $\theta_0 = \mu$, $\theta' = \sigma^2$). As a prior for θ we take the rather conventional choice of a Normal Inverse Gamma prior [18]

$$\pi(\theta) = \mathcal{N}\text{IG}(\theta|\mu_0, \lambda, \alpha, \beta) = \mathcal{N}(\mu|\mu_0, \lambda\sigma^2) \cdot \text{IG}(\sigma^2|\alpha, \beta)$$

with hyperparameters $\alpha > 2, \lambda, \beta > 0$ and μ_0 and where IG denotes the inverse Gamma distribution. The posterior variance can explicitly specified as [18]

$$\mathbb{V}(\mu|x) = \frac{1}{n_\lambda} \frac{\beta'}{\alpha'} \cdot \frac{2\alpha'}{2\alpha' - 2} = \frac{1}{n_\lambda} \frac{\beta'}{\alpha' - 1} =: c_n \beta', \quad (25)$$

where $\alpha' = \alpha + \frac{n}{2}, \beta' = \beta + \frac{1}{2} \sum_{i=1}^n (x_i - \bar{x})^2 + \frac{n}{2\lambda n_\lambda} (\bar{x} - \mu_0)^2$ with $\bar{x} = \frac{1}{n} \sum_{i=1}^n x_i$, $n_\lambda = n + 1/\lambda$ and where we introduced $c_n = 1/n_\lambda(\alpha' - 1)$. We can then express δ_n via β' as

$$\delta_n^2 = \frac{\mathbb{E}[\mathbb{V}(\beta'|\tilde{\theta})]}{\mathbb{E}[\mathbb{E}[\beta'|\tilde{\theta}]]^2}. \quad (26)$$

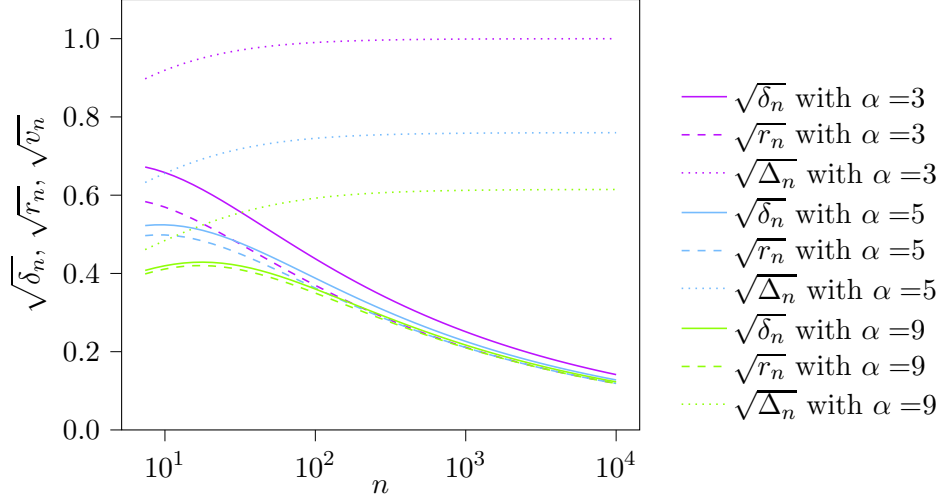


Figure 2: Plot of $\sqrt{\delta_n}$ (solid lines - from (15)), $\sqrt{r_n}$ (dashed lines - from (13)) and $\sqrt{\Delta_n}$ (dotted lines - from (12)) for normally distributed data and a \mathcal{NIG} prior. Various choices of prior hyperparameters are considered: We fix $\lambda = 1$, $\mu_0 = 0$, $\sigma_r^2 = 1$, vary α and choose β according to (29).

Let us rewrite β' as $\beta' = \beta + \frac{1}{2} \sum_{i=1}^n Z_i^2 + \frac{n}{2\lambda n_\lambda} z^2$ where $Z = x - \bar{x} = (I - n^{-1}\mathbf{1}\mathbf{1}^\top)x$, $z = \bar{x} - \mu_0 = \frac{1}{n}\mathbf{1}^\top x - \mu_0$ so that, conditional on $\tilde{\theta} = (\tilde{\mu}, \tilde{\sigma}^2)$

$$\begin{aligned} Z|\tilde{\theta} &\sim \mathcal{N}(\mathbf{0}, \tilde{\sigma}^2(I - n^{-1}\mathbf{1}\mathbf{1}^\top)^2) = \mathcal{N}(\mathbf{0}, \tilde{\sigma}^2(I - n^{-1}\mathbf{1}\mathbf{1}^\top)), \\ z|\tilde{\theta} &\sim \mathcal{N}(\tilde{\mu} - \mu_0, \frac{\tilde{\sigma}^2}{n^2} \mathbf{1}^\top \mathbf{1}) = \mathcal{N}(\tilde{\mu} - \mu_0, \frac{\tilde{\sigma}^2}{n}), \end{aligned} \quad (27)$$

where we used that $(I - \frac{1}{n}\mathbf{1}\mathbf{1}^\top)$ is a projection. One readily checks that, conditional on $\tilde{\theta}$, Z and z are uncorrelated and thus, as Gaussians, independent. We can then simplify $\mathbb{V}(\beta'|\tilde{\theta}) = \frac{1}{4}\mathbb{V}(\sum_{i=1}^n Z_i^2|\tilde{\theta}) + \left(\frac{n}{2\lambda n_\lambda}\right)^2 \mathbb{V}(z^2|\tilde{\theta})$ and $\mathbb{E}[\beta'|\tilde{\theta}] = \beta + \frac{1}{2}\mathbb{E}[\sum_{i=1}^n Z_i^2|\tilde{\theta}] + \frac{n}{2\lambda n_\lambda}\mathbb{E}[z^2|\tilde{\theta}]$.

Using Lemma A.1 and Lemma A.2 in the appendix and (27) we obtain $\mathbb{E}[\sum_i Z_i^2|\tilde{\theta}] = (n-1)\tilde{\sigma}^2$, $\mathbb{V}(\sum_i Z_i^2|\tilde{\theta}) = 2(n-1)\tilde{\sigma}^4$ and $\mathbb{E}[z^2|\tilde{\theta}] = \frac{\tilde{\sigma}^2}{n} + (\tilde{\mu} - \mu_0)^2$, $\mathbb{V}(z^2|\tilde{\theta}) = 2\frac{\tilde{\sigma}^2}{n}(\frac{\tilde{\sigma}^2}{n} + 2(\tilde{\mu} - \mu_0)^2)$. Putting this into the formulas above we arrive at

$$\begin{aligned} \mathbb{V}(\beta'|\tilde{\theta}) &= \frac{1}{2}(n-1)\tilde{\sigma}^4 + \left(\frac{n}{2\lambda n_\lambda}\right)^2 2\frac{\tilde{\sigma}^2}{n}(\frac{\tilde{\sigma}^2}{n} + 2(\tilde{\mu} - \mu_0)^2), \\ \mathbb{E}[\beta'|\tilde{\theta}] &= \beta + \frac{1}{2}(n-1)\tilde{\sigma}^2 + \frac{n}{2\lambda n_\lambda}(\frac{\tilde{\sigma}^2}{n} + (\tilde{\mu} - \mu_0)^2). \end{aligned} \quad (28)$$

A subsequent averaging over $\tilde{\theta} = (\tilde{\mu}, \tilde{\theta}) \sim \mathcal{NIG}(\mu_0, \lambda, \alpha, \beta)$ then yields

$$\mathbb{E}[\beta'] = \frac{\beta}{2(\alpha-1)} \cdot (n + 2\alpha - 2), \quad \mathbb{E}[\mathbb{V}(\beta'|\tilde{\theta})] = \frac{\beta^2}{2(\alpha-1)(\alpha-2)} \left(n - \left(\frac{n}{n_\lambda} \right)^2 \right),$$

and in total

$$\delta_n^2 = \frac{\mathbb{V}(\beta'|\tilde{\theta})}{\mathbb{E}[\beta']^2} = \frac{2(\alpha-1)}{\alpha-2} \cdot \frac{n - \left(\frac{n}{n_\lambda} \right)^2}{(n + 2\alpha - 2)^2}.$$

Due to Lemma A.4 we further have $\bar{\delta}_n^2 = \frac{1}{\alpha-2} \cdot \frac{n^2 + 2(\alpha-1)\left(\frac{n}{n_\lambda}\right)^2}{(n+2(\alpha-1))^2}$, which converges to $(\alpha-2)^{-1}$ for $n \rightarrow \infty$. By using the condition (23)

$$\mathbb{E}[\theta] = \left(\mu_0, \frac{\beta}{\alpha-1} \right) \stackrel{!}{=} (\mu_r, \sigma_r^2), \quad (29)$$

we obtain $r_n^2 = 2 \frac{n-1 + \left(\frac{1}{\lambda n_\lambda}\right)^2}{(n+2\alpha-3 + \frac{1}{\lambda n_\lambda})^2}$ via (28).

The behavior of δ_n (solid lines) and r_n (dashed lines) is plotted in Figure 2 for several choices of hyperparameters. For comparison the object Δ_n from (12) is also plotted (dotted lines). For the plots we fixed $\tilde{\sigma} = \lambda = 1$, varied α and adapted β according to (29). Higher values α correspond to a more precise prior knowledge (a smaller prior variance). It can be seen that a larger α does decrease the corresponding curves for $\sqrt{\delta_n}$, $\sqrt{r_n}$ and $\sqrt{\Delta_n}$.

Note, that in contrast to (1) we now have a far slower decay as we plot $\sqrt{\delta_n}$ that was defined via a quotient in (15) and which decays like $n^{-1/4}$, instead of $\sqrt[4]{\mathbb{E}[\mathbb{V}(\mathbb{V}(\theta_0|x)|\theta)]}$, that decays like $n^{-1/2}$. It can be observed that while $\sqrt{\delta_n}$ roughly follows the object r_n , which is based on the “true” parameter, the object $\sqrt{\Delta_n}$ shows a completely distinct behavior and even converges to $1/\sqrt{\alpha-2}$, which we have already seen in Lemma 2.1. Note that these limits differ for different α , which is quite in contrast to δ_n where the asymptotics seems to be rather insensitive to the prior knowledge.

We also observe the interesting effect that apparently there is a maximum for δ_n for higher values of α - an effect that was already reported, for the object in (5), in [6].

Bernoulli sampling - Beta prior

Suppose we consider i.i.d. Bernoulli random variables $p(x|\theta) = \prod_{i=1}^n \text{Ber}(x_i|\theta) = \prod_{i=1}^n \theta^{x_i} (1-\theta)^{1-x_i}$ where the x_i take values in $\{0, 1\}$. As a prior we take the Beta distribution $\pi(\theta) = \text{Beta}(\theta|\alpha, \beta)$ parametrized by the hyperparameters

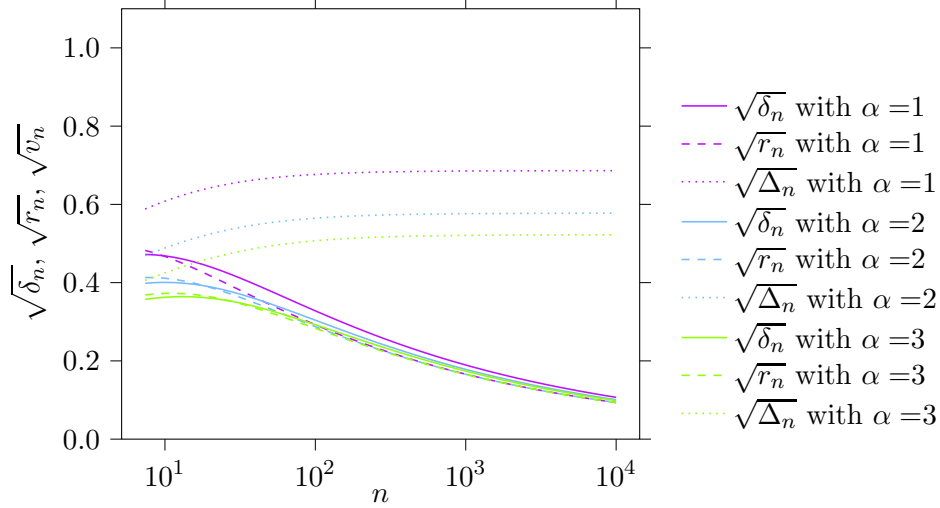


Figure 3: Plot of $\sqrt{\delta_n}$ (solid lines - from (15)), $\sqrt{r_n}$ (dashed lines - from (13)) and $\sqrt{\Delta_n}$ (dotted lines - from (12)) for Bernoulli distributed data and a Beta prior. Various choices of prior hyperparameters are considered. We fixed $\theta_r = 0.3$, varied α and adapted β according to (34).

$\alpha, \beta > 0$. The posterior is once more a Beta distribution with variance [18]

$$\mathbb{V}(\theta|x) = \frac{(\alpha + Y)(\beta + n - Y)}{n_{\alpha,\beta}^2(n_{\alpha,\beta} + 1)} = \frac{\alpha n_{\beta} + n_{-\alpha,\beta} Y - Y^2}{n_{\alpha,\beta}^2(n_{\alpha,\beta} + 1)}, \quad (30)$$

where $Y = \sum_{i=1}^n x_i$, $n_{\beta} = \beta + n$, $n_{\alpha,\beta} = \beta + \alpha + n$, $n_{-\alpha,\beta} = \beta - \alpha + n$. Conditional on a parameter $\tilde{\theta}$ the random variable Y is Binomial(n, θ) distributed. Let us introduce the notation $m_k = m_k(\tilde{\theta}) = \mathbb{E}[Y^k|\tilde{\theta}]$, which is a polynomial in $\tilde{\theta}$ and n . One then checks that

$$\begin{aligned} \mathbb{E}[\mathbb{V}(\theta|x)|\tilde{\theta}] &= \frac{\alpha n_{\beta} + n_{-\alpha,\beta} m_1 - m_2}{n_{\alpha,\beta}^2(n_{\alpha,\beta} + 1)}, \\ \mathbb{V}(\mathbb{V}(\theta|x)|\tilde{\theta}) &= \frac{m_4 - m_2^2 + 2n_{-\alpha,\beta}(m_1 m_2 - m_3) + n_{-\alpha,\beta}^2(m_2 - m_1^2)}{n_{\alpha,\beta}^4(n_{\alpha,\beta} + 1)^2}. \end{aligned} \quad (31)$$

Note that both expressions are polynomials in $\tilde{\theta}$. Averaging now both expressions over $\theta \sim \pi(\tilde{\theta})$ yields objects like

$$\mathbb{E}[\mathbb{V}(\theta|x)] = \frac{\text{Poly}_{\alpha,\beta}^{\mathbb{E}}(n)}{n_{\alpha,\beta}^2(n_{\alpha,\beta} + 1)}, \quad \mathbb{E}[\mathbb{V}(\mathbb{V}(\theta|x)|\tilde{\theta})] = \frac{\text{Poly}_{\alpha,\beta}^{\mathbb{V}}(n)}{n_{\alpha,\beta}^4(n_{\alpha,\beta} + 1)^2}, \quad (32)$$

where $\text{Poly}_{\alpha,\beta}^{\mathbb{E}}(n)$ and $\text{Poly}_{\alpha,\beta}^{\mathbb{V}}(n)$ are polynomials in n that can be specified explicitly. The corresponding formulas are rather bulky and therefore postponed to Lemma A.3 in the appendix of this article. One observes that $\text{Poly}_{\alpha,\beta}^{\mathbb{E}}(n)$ is of second degree, whereas $\text{Poly}_{\alpha,\beta}^{\mathbb{V}}(n)$ is of third degree. The quantity

$$\delta_n = \frac{\sqrt{\mathbb{E}[\mathbb{V}(\mathbb{V}(\theta|x)|\tilde{\theta})]}}{\mathbb{E}[\mathbb{V}(\theta|x)]} = \frac{\sqrt{\text{Poly}_{\alpha,\beta}^{\mathbb{V}}(n)}}{\text{Poly}_{\alpha,\beta}^{\mathbb{E}}(n)} \quad (33)$$

therefore behaves asymptotically as $n^{-1/2}$ for large sample sizes. The quantity $\bar{\delta}_n$ is given as another quotient of two polynomials, which we do not specify here as the corresponding formulas are rather cumbersome and do not really contribute to any understanding. In the spirit of (23) we fix some $\tilde{\theta}$ and require

$$\mathbb{E}[\theta] = \frac{\alpha}{\alpha + \beta} \stackrel{!}{=} \theta_r \quad (34)$$

from which r_n can be computed via (31). The development of $\sqrt{\delta_n}$, $\sqrt{r_n}$ and $\sqrt{\Delta_n}$ for different hyperparameters is shown in Figure 3 for $\theta_r = 0.3$, several choices for α and β chosen via (34). Higher values of α correspond to a more focused prior. As for the cases with normal distributed data we observe that while $\sqrt{\Delta_n}$ does converge to a positive limit that is dependent on the hyperparameters, we do have a strong resemblance between $\sqrt{\delta_n}$ and $\sqrt{r_n}$ that becomes more narrow for larger α .

Poisson sampling - Gamma prior

Consider n i.i.d. $\text{Poi}(\theta)$ distributed observations $x = (x_1, \dots, x_n)$, that is $p(x|\theta) = \prod_{i=1}^n \text{Poi}(x_i|\theta) = \prod_{i=1}^n \frac{\theta^{x_i}}{x_i!} e^{-\theta}$ together with the conjugate Gamma prior $\pi(\theta) = \text{Gamma}(\theta|\alpha, \beta)$ with shape hyperparameter $\alpha > 0$ and scale $\beta > 0$. The corresponding posterior variance is [18]

$$\mathbb{V}(\theta|x) = \frac{\alpha + Y}{n_{\beta}^2}, \quad (35)$$

where we wrote $Y = \sum_{i=1}^n x_i$ and $n_{\beta} = n + \beta$. Conditional on a parameter $\tilde{\theta}$ the random variable Y is $\text{Poi}(n \cdot \tilde{\theta})$ distributed so that

$$\mathbb{E}[\mathbb{V}(\theta|x)|\tilde{\theta}] = \frac{\alpha + n\tilde{\theta}}{n_{\beta}^2}, \quad \mathbb{V}(\mathbb{V}(\theta|x)|\tilde{\theta}) = \frac{n\tilde{\theta}}{n_{\beta}^4}. \quad (36)$$

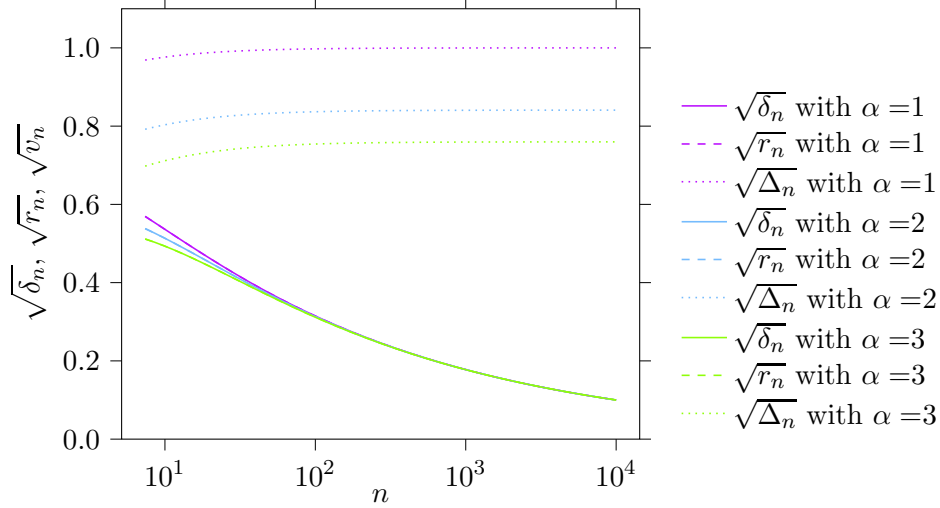


Figure 4: Plot of $\sqrt{\delta_n}$ (solid lines - from (15)), $\sqrt{r_n}$ (dashed lines - from (13)) and $\sqrt{\Delta_n}$ (dotted lines - from (12)) for Poisson distributed data and Gamma prior. Various choices of prior hyperparameters are considered: We fixed $\theta_r = 1$, varied α and adapted β according to (34).

Averaging both expressions over the prior $\pi(\tilde{\theta})$ results in $\mathbb{E}[\mathbb{V}(\theta|x)] = \frac{\alpha}{\beta} \frac{1}{n_\beta}$, $\mathbb{E}[\mathbb{V}(\mathbb{V}(\theta|x)|\tilde{\theta})] = \frac{n}{n_\beta^4} \frac{\alpha}{\beta}$ and thus

$$\delta_n = \frac{\sqrt{\mathbb{E}[\mathbb{V}(\mathbb{V}(\theta|x)|\tilde{\theta})]}}{\mathbb{E}[\mathbb{V}(\theta|x)]} = \frac{n^{1/2}}{n_\beta} \sqrt{\frac{\beta}{\alpha}}. \quad (37)$$

which scales like $n^{-1/2}$ for large n . Using $\mathbb{V}(\mathbb{E}[\mathbb{V}(\theta|x)|\tilde{\theta}]) = \frac{n^2}{n_\beta^4} \cdot \frac{\alpha}{\beta^2}$ we obtain $\bar{\delta}_n^2 = \frac{1}{\alpha} \cdot \frac{n^2}{n_\beta^2}$ and finally, by requiring

$$\mathbb{E}[\theta] = \frac{\alpha}{\beta} \stackrel{!}{=} \theta_r \quad (38)$$

we get due to (36) that $r_n^2 = \frac{n \cdot \theta_r}{(\alpha + n \cdot \theta_r)^2}$. Figure 4 depicts $\sqrt{\delta_n}$, $\sqrt{r_n}$ and $\sqrt{\Delta_n}$ for various choices of hyperparameters: we fixed $\theta_r = 1$, varied α and adapted β via (38). We observe once more a strong correspondence between $\sqrt{\delta_n}$ and $\sqrt{r_n}$, while $\sqrt{\Delta_n}$ does neither decay nor forget the prior knowledge in the limit $n \rightarrow \infty$. The quantities $\sqrt{\delta_n}$ and $\sqrt{r_n}$ for different hyperparameters on the other hand are almost indistinguishable beyond $n = 100$ so that prior knowledge only plays a relevant role for small values of n .

4 Decision theoretic formulation

The concept of a loss function [19] is a framework for deriving descisions on the basis of a posterior distribution. One specifies a loss function $L(d, \theta, x)$ that takes as an argument the parameter θ , a decision d (often of the same dimensionality as θ) and the observation vector x ¹. One then defines for a given observation $x \in \mathbb{R}^n$ the posterior loss

$$\rho(d|x) = \int \pi(\theta|x) L(d, \theta; x) d\theta \quad (39)$$

with the posterior $\pi(\theta|x) \propto \pi(\theta)p(x|\theta)$ and looks for the $d^*(x)$ that minimizes ρ . The integrated risk [19] is obtained by averaging the posterior loss over the marginal, that is

$$\mathcal{L} = \int \pi(x) \rho(d^*(x)|x) dx.$$

Consider the squared loss $L_{sq}(d, \theta) = |d - \theta|^2$. Minimizing the corresponding $\rho(\cdot|x)$ yields the posterior expectation $d^*(x) = \mathbb{E}[\theta|x]$ so that such a procedure formalizes the routine of taking the posterior mean as the Bayes estimate of θ gained from $\pi(\theta|x)$. In this case the integrated risk is given by

$$\mathcal{L} = \mathbb{E}[\mathbb{V}(\theta_0|x)],$$

which is in fact just the object appearing in the APVC in (4)

Can we also embed the criterion (6) into a decision theoretic framework? It turns out this is true for a slightly more involved loss function. For any $d \in \mathbb{R}$, $\tilde{\theta} \in \mathbb{R}^p$ and $\tilde{x} \in \mathbb{R}^n$ define

$$L(d, \tilde{\theta}; \tilde{x}) = \left(\mathbb{E}[|\theta_0 - d|^2|\tilde{x}] - \mathbb{E}[\mathbb{V}(\theta_0|x)|\tilde{\theta}] \right)^2. \quad (40)$$

Let's have a closer look on what the loss function from (40) tries to express. Given a decision d (a "guess" for θ_0) the first term $\mathbb{E}[(\theta_0 - d)^2|\tilde{x}]$ describes the error one makes on average based on the a-posteriori knowledge given \tilde{x} . The second term however describes the average a posteriori variance that is observed given $\tilde{\theta}$. The loss function therefore punishes deviations of the error based on \tilde{x} from the average a posteriori variance. In fact we will see in Lemma 4.1 that the minimizer is just the posterior mean for which the loss just measures the expected deviation of the posterior variance from its average conditional on $\tilde{\theta}$.

¹Often, the loss function is assumed to be independent on the latter [19], however we will profit greatly from a x dependency here, which is why we follow [15].

Lemma 4.1. Fix a \tilde{x} and consider $\rho(\cdot|\tilde{x})$ as in (39) with L as in (40). The posterior mean $d^\star(\tilde{x}) = \mathbb{E}[\theta_0|\tilde{x}]$ is the unique, global minimizer of $d \mapsto \rho(d|\tilde{x})$.

Moreover we have

$$\mathcal{L} = \mathbb{E} \left[\mathbb{V} \left(\mathbb{V}(\theta_0|x) | \tilde{\theta} \right) \right] .$$

Proof. By exchanging integration and derivation we have

$$\partial_d \rho(d, \tilde{\theta}; \tilde{x}) = 2 \left(\mathbb{E}[(\theta_0 - d)^2 | \tilde{x}] - \mathbb{E}[\mathbb{V}(\theta_0|x) | \tilde{\theta}] \right) \cdot 2\mathbb{E}[d - \theta_0 | \tilde{x}], \quad (41)$$

which vanishes for $d = d^\star$. Now, write $\delta d := d^\star - d$ and observe that we can write the second derivative as $\partial_d^2 \rho(d, \tilde{\theta}; \tilde{x}) = 4 \left(\mathbb{E}[(\delta d)^2 | \tilde{x}] + \mathbb{V}(\mathbb{E}[\theta_0|x] | \tilde{x}) \right) + 8\mathbb{E}[d - \theta_0 | \tilde{x}]^2$ which can be bounded from below via

$$\partial_d^2 \rho(d, \tilde{\theta}; \tilde{x}) \geq 4\mathbb{E}[(\delta d)^2 | \tilde{x}] .$$

In particular we have $\partial_d^2 \rho \geq 0$ for any d and moreover $\partial_d^2 \rho > 0$ whenever $d \neq d^\star$. Considering here only a one-dimensional problem this is enough to conclude, e.g. via integration, from $\partial_d \rho|_{d=d^\star} = 0$ that d^\star is a unique, global minimizer.

With this minimizer we obtain $L(d^\star(\tilde{x}), \tilde{\theta}; \tilde{x}) = (\mathbb{V}(\theta_0|\tilde{x}) - \mathbb{E}[\mathbb{V}(\theta_0|x) | \tilde{\theta}])^2$.

Applying Fubini and Bayes' rule $\pi(\tilde{x}) \pi(\tilde{\theta}|\tilde{x}) = \pi(\tilde{\theta}) p(\tilde{x}|\tilde{\theta})$ then gives us the claimed expression for the integrated risk

$$\begin{aligned} \mathcal{L} &= \int \pi(\tilde{x}) \int \pi(\tilde{\theta}|\tilde{x}) (\mathbb{V}(\theta_0|\tilde{x}) - \mathbb{E}[\mathbb{V}(\theta_0|x) | \tilde{\theta}])^2 d\tilde{\theta} d\tilde{x} \\ &= \int \pi(\tilde{\theta}) \int p(\tilde{x}|\tilde{\theta}) \left(\mathbb{V}(\theta_0|\tilde{x}) - \mathbb{E}[\mathbb{V}(\theta_0|x) | \tilde{\theta}] \right)^2 d\tilde{x} d\tilde{\theta} \\ &= \mathbb{E} \left[\mathbb{V} \left(\mathbb{V}(\theta_0|x) | \tilde{\theta} \right) \right] . \end{aligned}$$

□

Lemma 4.1 shows that the object $\mathbb{E}[\mathbb{V}(\mathbb{V}(\theta_0|x) | \tilde{\theta})]$, appearing in our criterion (6), is the integrated risk of the loss function in (40). Recall, that the averaged variance that appeared in the more classical criterion (4) could be read as the integrated risk of the square distance loss function $L_{\text{sq}}(d, \theta) = |d - \theta|^2$. From this perspective we can see (6) as a modification of this criterion to a different loss (40) that punishes deviations from the averaged posterior variance. Using δ_n from (15) instead of $\mathbb{E}[\mathbb{V}(\mathbb{V}(\theta_0|\tilde{x}) | \tilde{\theta})]$ in (6) we can moreover work with an object that is independent of the scale/unit that was chosen for the parameter of interest.

5 Conclusions

In this article we presented a method for controlling the variation under repeated sampling of the posterior variance based on a priori knowledge. This can be used to avoid unpleasant effects such as obtaining an intolerably high posterior variance after performing the series of measurements and can be combined with previous approaches such as the average posterior variance criterion.

We here propose to use instead of the naive approach, which computes the variance of the posterior variance, rather a modified object that puts asymptotically less emphasis on the variance of the prior. This object arises when applying the law of total variance and has a rather intuitive interpretation. Its behavior resembles more closely the fluctuations of the posterior variance under repeated sampling as well as the corresponding frequentist analogue.

We discussed our methodology for several standard cases of likelihoods together with corresponding conjugate priors. For all treated cases we provided explicit formulas. Finally we gave a motivation for our approach based on decision theory.

References

- [1] M. Desu, *Sample Size Methodology*. Elsevier, 2012.
- [2] J. Charan and N. Kantharia, “How to calculate sample size in animal studies?,” *Journal of pharmacology & pharmacotherapeutics*, vol. 4, no. 4, p. 303, 2013.
- [3] R. B. Dell, S. Holleran, and R. Ramakrishnan, “Sample size determination,” *ILAR journal*, vol. 43, no. 4, pp. 207–213, 2002.
- [4] C. Adcock, “Sample size determination: a review,” *Journal of the Royal Statistical Society: Series D (The Statistician)*, vol. 46, no. 2, pp. 261–283, 1997.
- [5] S.-C. Chow, J. Shao, H. Wang, and Y. Lokhnygina, *Sample size calculations in clinical research*. Chapman and Hall/CRC, 2017.
- [6] T. Pham-Gia and N. Turkkan, “Sample size determination in Bayesian analysis,” *Journal of the Royal Statistical Society: Series D (The Statistician)*, vol. 41, no. 4, pp. 389–397, 1992.

- [7] F. Wang, A. E. Gelfand, *et al.*, “A simulation-based approach to Bayesian sample size determination for performance under a given model and for separating models,” *Statistical Science*, vol. 17, no. 2, pp. 193–208, 2002.
- [8] L. Joseph and P. Belisle, “Bayesian sample size determination for normal means and differences between normal means,” *Journal of the Royal Statistical Society: Series D (The Statistician)*, vol. 46, no. 2, pp. 209–226, 1997.
- [9] L. Joseph, R. Du Berger, and P. Bélisle, “Bayesian and mixed Bayesian/likelihood criteria for sample size determination,” *Statistics in medicine*, vol. 16, no. 7, pp. 769–781, 1997.
- [10] L. Joseph, D. B. Wolfson, and R. D. Berger, “Sample size calculations for binomial proportions via highest posterior density intervals,” *Journal of the Royal Statistical Society: Series D (The Statistician)*, vol. 44, no. 2, pp. 143–154, 1995.
- [11] P. Brutti, F. De Santis, and S. Gubbiotti, “Robust Bayesian sample size determination in clinical trials,” *Statistics in Medicine*, vol. 27, no. 13, pp. 2290–2306, 2008.
- [12] D. V. Lindley, “The choice of sample size,” *Journal of the Royal Statistical Society: Series D (The Statistician)*, vol. 46, no. 2, pp. 129–138, 1997.
- [13] G. Parmigiani and L. Inoue, *Decision theory: Principles and approaches*, vol. 812. John Wiley & Sons, 2009.
- [14] F. De Santis, “Using historical data for Bayesian sample size determination,” *Journal of the Royal Statistical Society: Series A (Statistics in Society)*, vol. 170, no. 1, pp. 95–113, 2007.
- [15] K. Chaloner and I. Verdinelli, “Bayesian experimental design: A review,” *Statistical Science*, pp. 273–304, 1995.
- [16] A. Gelman, J. B. Carlin, H. S. Stern, D. B. Dunson, A. Vehtari, and D. B. Rubin, *Bayesian data analysis*. Chapman and Hall/CRC, 2013.
- [17] A. W. Van der Vaart, *Asymptotic statistics*, vol. 3. Cambridge university press, 2000.
- [18] D. Fink, “A compendium of conjugate priors,” tech. rep., 1997.

- [19] C. Robert, *The Bayesian choice: from decision-theoretic foundations to computational implementation*. Springer Science & Business Media, 2007.
- [20] A. Meurer *et al.*, “SymPy: symbolic computing in python,” *PeerJ Computer Science*, vol. 3, p. e103, Jan. 2017.

A Appendix

Lemma A.1. *Let $Z \sim \mathcal{N}(0, \Sigma)$ we then have*

$$\mathbb{E} \left[\sum_{i=1}^n Z_i^2 \right] = \text{tr} \Sigma = \sum_{i=1}^n \Sigma_{ii}, \quad \mathbb{V} \left(\sum_{i=1}^n Z_i^2 \right) = 2 \sum_{i,j} \Sigma_{ij}^2,$$

where the square Σ_{ij}^2 should be read pointwise.

Proof. The expression for the expectation is obvious. We thus consider the variance term $\mathbb{V} \left(\sum_{i=1}^n Z_i^2 \right) = \sum_{i,j} \mathbb{E}[Z_i^2 Z_j^2] - (\sum_{i=1}^n \Sigma_{ii})^2$. Using Wick’s theorem one can re-express the first term as $2 \sum_i \Sigma_{ii}^2 + (\sum_i \Sigma_{ii})^2 + 2 \sum_i \sum_{j \neq i} \Sigma_{ij}^2$ so that $\mathbb{V} \left(\sum_{i=1}^n Z_i^2 \right) = 2 \sum_i \Sigma_{ii}^2 + 2 \sum_i \sum_{j \neq i} \Sigma_{ij}^2 = 2 \sum_{i,j} \Sigma_{ij}^2$. \square

Lemma A.2. *Let $Z \sim \mathcal{N}(\mu, \sigma^2)$ we then have*

$$\mathbb{V}(Z^2) = 2 \cdot (\sigma^4 + 2\mu^2\sigma^2).$$

Proof. Simply use $\mathbb{V}(Z^2) = \mathbb{E}[Z^4] - \mathbb{E}[Z^2]^2$ and the well-known identities for non-central Gaussian moments. \square

Lemma A.3. *The expressions $\text{Poly}_{\alpha,\beta}^{\mathbb{E}}(n)$ and $\text{Poly}_{\alpha,\beta}^{\mathbb{V}}(n)$ from (32) are given by*

$$\begin{aligned} \text{Poly}_{\alpha,\beta}^{\mathbb{E}}(n) &= \frac{\alpha\beta}{(\alpha+\beta)(\alpha+\beta+1)} n^2 + \frac{\alpha\beta(2\alpha+2\beta+1)}{(\alpha+\beta)(\alpha+\beta+1)} n + \alpha\beta, \\ \text{Poly}_{\alpha,\beta}^{\mathbb{V}}(n) &= \frac{\alpha\beta(\alpha^2 - 2\alpha\beta + \alpha + \beta^2 + \beta + 2)}{(\alpha+\beta)(\alpha+\beta+1)(\alpha+\beta+2)(\alpha+\beta+3)} n^3 + \frac{2\alpha\beta(\alpha^3 - \alpha^2\beta + 2\alpha^2 - \alpha\beta^2 - 3\alpha\beta + \beta^3 + 2\beta^2 - 1)}{(\alpha+\beta)(\alpha+\beta+1)(\alpha+\beta+2)(\alpha+\beta+3)} n^2 \\ &\quad + \frac{\alpha\beta(\alpha^4 + 3\alpha^3 - 2\alpha^2\beta^2 - 3\alpha^2\beta + \alpha^2 - 3\alpha\beta^2 - 4\alpha\beta - \alpha + \beta^4 + 3\beta^3 + \beta^2 - \beta)}{(\alpha+\beta)(\alpha+\beta+1)(\alpha+\beta+2)(\alpha+\beta+3)} n. \end{aligned}$$

Proof. Based on (31) and using $m_k = \frac{d^k}{ds^k}(\tilde{\theta}e^s + (1 - \tilde{\theta}))^n|_{s=0}$ we can express $\mathbb{E}[\mathbb{V}(\theta|x)|\tilde{\theta}]$ and $\mathbb{V}(\mathbb{V}(\theta|x)|\tilde{\theta})$ in terms of $\tilde{\theta}$. Using then that $\mathbb{E}[\tilde{\theta}^k] = \prod_{r=0}^{k-1} \frac{\alpha+r}{\alpha+\beta+r}$ the polynomials above can be deduced. We used the Python package `sympy` [20] to collect and simplify the terms. \square

Lemma A.4. *For normally distributed data, a Normal inverse gamma prior as in Lemma 2.1 and β' as in Section 3.1 we have $\mathbb{V}(\mathbb{E}(\beta'|\tilde{\theta})) = \frac{\beta^2}{4(\alpha-1)^2(\alpha-2)}[n^2 + 2(\alpha-1)(\frac{n}{n_\lambda})^2]$ and in particular $\frac{\mathbb{V}(\mathbb{E}(\mathbb{V}(\theta_0|x)|\tilde{\theta}))}{\mathbb{E}[\mathbb{V}(\theta_0|x)]^2} = \frac{1}{\alpha-2} \cdot \frac{n^2+2(\alpha-1)(\frac{n}{n_\lambda})^2}{(n+2(\alpha-1))^2}$.*

Proof. Using the law of total variance the expression $\mathbb{V}(\mathbb{E}[\beta'|\tilde{\theta}])$ can be split into

$$\mathbb{V}(\mathbb{E}[\beta'|\tilde{\theta}]) = \mathbb{E}[\mathbb{V}(\mathbb{E}[\beta'|\tilde{\theta}|\tilde{\sigma}])] + \mathbb{V}(\mathbb{E}[\mathbb{E}[\beta'|\tilde{\theta}|\tilde{\sigma}])). \quad (42)$$

Using $\mathbb{V}((\tilde{\mu}-\mu_0)^2|\tilde{\sigma}) = 2\tilde{\sigma}^4\lambda^2$ (which follows from Lemma A.2) and $\mathbb{E}[\beta'|\tilde{\theta}] = \beta + \frac{1}{2}(n-1)\tilde{\sigma}^2 + \frac{n}{2\lambda n_\lambda} \left(\frac{\tilde{\sigma}^2}{n} + (\tilde{\mu}-\mu_0)^2 \right)$ (compare (28)) we obtain for the first term of (42)

$$\mathbb{E}[\mathbb{V}(\mathbb{E}[\beta'|\tilde{\theta}|\tilde{\sigma}])] = \mathbb{E} \left[\left(\frac{n}{2\lambda n_\lambda} \right)^2 \cdot 2\tilde{\sigma}^4\lambda^2 \right] = \frac{\beta^2}{2(\alpha-1)(\alpha-2)} \cdot \left(\frac{n}{n_\lambda} \right)^2.$$

For the second term of (42) we get

$$\mathbb{V}(\mathbb{E}[\mathbb{E}[\beta'|\tilde{\theta}|\tilde{\sigma}])) = \mathbb{V} \left(\frac{\tilde{\sigma}^2}{2} \left(n-1 + \frac{n}{\lambda n_\lambda} \left(\frac{1}{n} + \lambda \right) \right) \right) = \frac{n^2}{4} \cdot \frac{\beta^2}{(\alpha-1)^2(\alpha-2)}$$

so that the first claimed identity follows. For the second one we divide by $\mathbb{E}[\beta']^2 = \mathbb{E}[\mathbb{E}[\beta'|\tilde{\theta}]]^2$ as in Section 3.1. \square