

Subsampling Sparse Graphons Under Minimal Assumptions

Robert Lunde and Purnamrita Sarkar

Abstract: We establish a general theory for subsampling network data generated by the sparse graphon model. In contrast to previous work for network data, we demonstrate validity under minimal assumptions; the main requirement is weak convergence of the functional of interest. We study the properties of two subsampling procedures: vertex subsampling, and p -subsampling. For the first procedure, we prove validity under the mild condition that the number of subsampled vertices is $o(n)$. For the second, we establish validity under analogous conditions on the expected subsample size. For both procedures, we also establish conditions under which uniform validity holds. Under appropriate sparsity conditions, we also derive limiting distributions for the nonzero eigenvalues of the adjacency matrix of a low rank sparse graphon. Our weak convergence result immediately yields the validity of subsampling for the nonzero eigenvalues under suitable assumptions.

Keywords and phrases: networks, sparse graphon, subsampling, uniform inference, eigenvalue, weak convergence.

1. Introduction

The analysis of network data has quickly become one of the most active research areas in statistics. Many results are now known about canonical network models such as the Stochastic Block Model and its many variants [19] [2] [21], the (Generalized) Random Dot Product Model [41] [31], and the Latent Space Model [18], among others. Nonparametric estimation has also received significant interest; for instance, minimax rates are becoming known under the sparse graphon model [14] [23], which we will define in Section 1.1. For an overview of some results in these areas, see for example, the review articles by Abbe [1] and Gao and Ma [15]. However, the problem of statistical inference for common network statistics, particularly in the nonparametric setting, has been less studied. One exception is count statistics, which has been extensively studied by Bhattacharyya and Bickel [5], where the validity of two subsampling schemes for normalized count functionals of sparse graphons is established.

Subsampling is a general methodology that has been shown to exhibit first-order correctness under minimal assumptions for a wide range of data generating processes; for an overview, see Politis et al. [28]. While count statistics are an important class of functionals in network analysis, we will show that a more general theory is possible for sparse graphons. Before discussing our results in more detail, we will introduce the network model that we consider below.

1.1. Graphons and Sparse Graphons

Let $G := \{G_n\}_{n \in \mathbb{N}}$ denote a sequence of random undirected graphs, and let $\{V(G_n)\}_{n \in \mathbb{N}}$ and $\{E(G_n)\}_{n \in \mathbb{N}}$ denote the corresponding sequence of vertices and edges, respectively. We will assume that $|V(G_n)| = n$ and that the adjacency matrix corresponding to G_n , denoted $A^{(n)}$, is generated by the following model:

$$A_{ij}^{(n)} = A_{ji}^{(n)} = \mathbb{1}(\eta_k \leq h_n(\xi_i, \xi_j)) \stackrel{d}{=} \text{Bernoulli}(h_n(\xi_i, \xi_j)) \quad (1)$$

where $h_n : [0, 1]^2 \mapsto [0, 1]$ is a symmetric measurable function and $\xi_i, \eta_k \sim \text{Uniform}[0, 1]$ for $1 \leq i \leq n$ and $1 \leq k \leq \binom{n}{2}$. We will assume that $A_{ii}^{(n)} = 0$. For notational convenience, we will drop dependence on n when appropriate. Formally, we require that $\{\xi_i\}_{i=1}^\infty$ and $\{\eta_k\}_{k=1}^\infty$ are defined on the common probability space (Ω, \mathcal{F}, P) ¹.

When h_n is fixed for all n , this model corresponds to the notion of a graphon. Graphons are natural models for graphs that exhibit vertex exchangeability. The theorems of Aldous [3] and Hoover [20] assert that any binary jointly exchangeable infinite-dimensional array (here the adjacency matrix) may be represented as a mixture of processes for which the data generating process is given above, with h_n fixed for all n . For modeling purposes, it is common to fix one component of the mixture, and assume that a size n graph is a partial observation from an infinite-dimensional array. Alternatively, graphons arise as limits of convergent graph sequences, where ‘‘convergence’’ may be defined by one of several equivalent notions; see Lovász [26] for an overview of this theory.

Graphons are known to generate either empty or dense graphs; in the latter case, the expected number of edges $O(n^2)$. However, many real-world networks are known to have expected number of edges given by $o(n^2)$; therefore having h_n fixed as $n \rightarrow \infty$ is often inappropriate. Instead, following Bickel and Chen [6], we will consider the following parametrization. Let:

$$\rho_n = P(A_{ij} = 1) = \int_0^1 \int_0^1 h_n(u, v) du dv$$

It follows that we may express $h_n(u, v)$ as:

$$h_n(u, v) = \rho_n w_n(u, v)$$

where $w_n(u, v) : [0, 1]^2 \mapsto \mathbb{R}$ is the conditional density of (ξ_i, ξ_j) given $A_{ij}^{(n)} = 1$. With this parametrization, it is natural to keep $w_n(u, v)$ fixed and let ρ_n vary with n . Doing so, we arrive at the following model:

$$h_n(u, v) = \rho_n w(u, v) \wedge 1 \quad (2)$$

where $w(u, v) = w(v, u)$, $w(u, v) \geq 0$ and $\int_0^1 \int_0^1 w(u, v) du dv = 1$. By letting $\rho_n \rightarrow 0$ at an appropriate rate, we may generate an appropriately sparse sequence of graphs. With this generalization, note that $w(u, v)$ and ρ_n may lose

¹It should be noted that our results are largely unaffected if $\{\xi_i\}_{i=1}^\infty$ and $\{\eta_k\}_{k=1}^\infty$ are replaced with appropriate triangular arrays on (Ω, \mathcal{F}, P) .

their original interpretation for any finite n . One may alternatively arrive at this model by considering L^p graphons of Borgs et al. [9], where w is an element of $L^p([0, 1]^2)$ instead of $L^\infty([0, 1]^2)$. As noted in the above reference, an unbounded graphon allows power law degree distributions and allows sparse graphs to contain dense spots.

Notable alternative frameworks for sparse network models include the graphon process or graphex [37, 8]. These models are based on different notions of exchangeability. While we focus on graphons only, we will consider a subsampling procedure based on a natural sampling mechanism for graphexes in Section 2.3.

1.2. Overview of Main Results

Our main contribution is that we establish a general theory of subsampling for network-structured data. Now that we have introduced the sparse graphon model, we may provide some intuition as to why a general theory is possible for this model.

At a high level, subsampling often works for many data generating processes because a size b subsample can itself be viewed as a size b sample from the population. If the size b subsamples are not too dependent, then we may aggregate them to form a “good” empirical estimate of the size b sampling distribution. Furthermore, if the functional of interest converges in distribution, then the sampling distributions of the size b subsamples and the size n sample should be close asymptotically as b grows with n . Let $G_{n,b}$ denote an induced subgraph formed from b vertices of G_n . From (2), we can see that, in the case of graphons, $G_{n,b}$ follows the same distribution as G_b . Therefore, if the induced subgraphs are not too dependent, then intuitively, subsampling should be valid under very general conditions. We will show that this is indeed the case in Section 2.2.

For sparse graphons, observe that $G_{n,b}$ generally does not follow the same distribution as G_b . It will typically be the case that the induced subgraph is sparser, since typically $\rho_b > \rho_n$. However, a general theory is still possible for sparse graphons. It turns out that, for many functionals, the exact sparsity sequence does not affect the limiting distribution so long as the graph sequence is not too sparse. Our proof hinges on a novel Hoeffding representation, which allows us to sidestep network dependence.

In Section 2.3, we also establish the validity of a subsampling scheme based on p -sampling for sparse graphons. The p -sampling procedure, introduced by Veitch and Roy [38], involves sampling each vertex with probability p and taking the induced subgraph, with isolated nodes removed. See Definition 2.3 for a formal definition. We show that p -subsampling is valid for sparse graphons under slightly stronger regularity conditions than those for vertex subsampling.

While the conditions in our subsampling theorems are comparable to those in the i.i.d data setting, a question remains as to the applicability of our results; namely, what network functionals converge in distribution? Prior work by Bickel et al. [7] establishes asymptotic normality of certain count functionals and subsampling validity was established for these functionals by Bhattacharyya and

Bickel [5]. In general, establishing weak convergence results for networks can be quite challenging, particularly if one considers a sufficiently large class of models. In Section C, we derive a limiting joint distribution for the nonzero eigenvalues of a rank k sparse graphon.

Finally, in Section 5, we complement our theoretical analysis with a simulation study. Our simulations suggest that subsampling has satisfying finite-sample properties for the maximum eigenvalue, but coverage for the non-maximal eigenvalues may be poor for sparse graphs. We also work with a real Facebook social network dataset, where we consider the problem of two-sample testing based on subsampled eigenvalues.

1.3. Related Work on Statistical Inference for Network Data

Aside from the aforementioned work by Bhattacharyya and Bickel [5], there has been some work involving subsampling for network data. For example, Ali et al. [4] develop a subsampling method named *Netdis*, which consists of sampling nodes and forming two-step ego-networks for these nodes. Count statistics are then computed from these ego-networks and averaged to yield a test statistic that is used for comparing two networks. While some theoretical justification is provided involving dependency graphs, the conditions are often difficult to check in practice. In addition, some trivial counterexamples are given that suggest that, while the procedure may often work well in practice, there are cases in which *Netdis* fails while subsampling still works.

For the general problem of nonparametric inference for network data, some work has started to emerge involving hypothesis testing. Ghoshdastidar et al. [16] develop a framework for nonparametric two-sample testing based on network statistics that satisfy a certain concentration property. Among the network statistics considered are eigenvalues of independent edge random graphs. Under some conditions, the tests are shown to be minimax optimal over a large class of models. However, the test requires estimation of a deviation parameter; the estimated deviation parameter may not be sharp in practice. In addition, our subsampling results involve a different target parameter related to the eigenvalues of an integral operator.

Tang et al. [34] also consider nonparametric two-sample testing, but in a setting where the networks are generated by a random dot product graph [41]. Their test involves estimating the latent positions of the network and using the kernel MMD [17] to test whether the latent positions are generated by the same distribution. The nonparametric nature of the MMD is well-suited for a comparison of the distributions generating the latent positions, as it is not clear a priori how these distributions might differ. However, their results require that the rank is known and that the eigenvalues of mean matrix are distinct; these conditions can be restrictive in practice.

2. General Theorems for Subsampling

2.1. Notation

Let $\hat{\theta}_n(G_n) : \{0, 1\}^{n \times n} \mapsto \mathbb{R}$ be an estimator of $\theta(G_\infty)$, where $\theta(G_\infty)$ is some parameter such that $\hat{\theta}_n(G_n) - \theta(G_\infty) \xrightarrow{P} 0$. We will assume $\hat{\theta}_n(G_n)$ is invariant to permutations of the vertices. The distribution function of interest is given by:

$$J_n(t, P_n) = P\left(\tau_n[\hat{\theta}_n(G_n) - \theta(G_\infty)] \leq t\right) \quad (3)$$

As discussed in Section 1.2, for sparse graphons, it will often be the case that the induced subgraph of size b , denoted $G_{n,b}$, will be sparser than G_b . For each $n \geq 2$ and $2 \leq b_n \leq n$, let $\hat{\theta}_{n,b} : \{0, 1\}^{b \times b} \mapsto \mathbb{R}$ be an estimator defined on the induced subgraph; for reasons that will be explained shortly, $\hat{\theta}_{n,b}$ need not be equal to $\hat{\theta}_b$, but will be closely related. Define the following CDF corresponding to the functional defined on an induced subgraph:

$$J_{n,b}(t, P_n) = P\left(\tau_b[\hat{\theta}_{n,b}(G_{n,b}) - \theta(G_\infty)] \leq t\right) \quad (4)$$

We will impose the following condition:

Assumption 1. *For a given sequence $\{b_n\}_{n \in \mathbb{N}}$ satisfying $b_n \rightarrow \infty$, there exists some non-degenerate limiting distribution $J(t, P_\infty)$, such that, for all continuity points of $J(t, P_\infty)$:*

$$|J_n(t, P_n) - J(t, P_\infty)| \rightarrow 0 \quad \text{and} \quad |J_{n,b}(t, P_n) - J(t, P_\infty)| \rightarrow 0$$

The network statistics considered will often be normalized by some power of ρ_n . Assumption 1 requires that the functional converges in distribution even when a size b graph is normalized by ρ_n instead of ρ_b . We will provide a concrete example below.

Example 2.1 (Distributions of interest for leading eigenvalue). *Let $\lambda_1(w)$ denote the parameter of interest, which turns out to only depend on w for graph sequences that are not too sparse; see Section C for details. Let $A^{(n,b)}$ denote the adjacency matrix corresponding to a subgraph induced by b nodes. The corresponding CDFs of interest may be expressed as:*

$$\begin{aligned} J_n(t, P_n) &= P(\sqrt{n}[\lambda_1(A^{(n)})/n\rho_n] - \lambda_1(w)] \leq t) \\ J_b(t, P_b) &= P(\sqrt{b}[\lambda_1(A^{(b)})/b\rho_b] - \lambda_1(w)] \leq t) \\ J_{n,b}(t, P_n) &= P(\sqrt{b}[\lambda_1(A^{(n,b)})/b\rho_n] - \lambda_1(w)] \leq t) \end{aligned}$$

Assumption 1 imposes implicit limitations on the sparsity level; for count functionals one would typically need that $n\rho_n \rightarrow \infty$, whereas for eigenvalue statistics, $\rho_n = \omega(1/\sqrt{n})$ is required. Even if subsampling is valid for certain sequences, this condition will also impose an implicit restriction on how slowly

b_n can grow. Furthermore, in our definition of $J_n(t, P_n)$, note that ρ_n is unknown. For ease of exposition, we will not introduce estimation of ρ_n in our theorems below, but in Section 4.1 we will show that subsampling may still be used to approximate $J_n(t, P_n)$ when ρ_n is estimated.

Since $J_n(t, G_n)$ is inaccessible, we will approximate it with an empirical quantity defined on subsamples of the data. Our first subsampling scheme computes the functional of interest on each induced subgraph with b vertices. Bhattacharyya and Bickel [5]) referred to this procedure as uniform subsampling; in the present work, we use the terminology vertex subsampling to avoid confusion with the notion of uniform validity. Let $N_n = \binom{n}{b_n}$; we will drop the subscripts when there is no ambiguity. For a given n , let $S_{b,1}, S_{b,2}, \dots, S_{b,N}$ denote subsets of size b constructed from $\{1, \dots, n\}$, arranged in any order. Furthermore, let $G_{n,b,i}$ denote the graph induced by the nodes in $S_{b,i}$. The resulting empirical CDF may be expressed as follows:

$$L_{n,b}(t, P_n) = \frac{1}{N} \sum_{i=1}^N \mathbb{1} \left(\tau_b [\hat{\theta}_{n,b}(G_{n,b,i}) - \hat{\theta}_n(G_n)] \leq t \right) \quad (5)$$

Since $\theta(G_\infty)$ is unobservable, it is customary to replace it with its empirical counterpart estimated on G_n . As long as $b_n = o(n)$, this substitution is asymptotically negligible.

2.2. Validity of Vertex Subsampling for Sparse Graphons

In the theorem below, we establish the validity of vertex subsampling for sparse graphons under minimal conditions. As mentioned in Section 1.2, our proof hinges on a technique involving the independence of induced subgraphs when the node sets are disjoint. To make the similarities to the theory for IID processes transparent, we have stated the theorem below in a manner analogous to Theorem 2.2.1 of Politis et al. [28].

Theorem 2.2. *Assume $\tau_b/\tau_n \rightarrow 0$, $b_n \rightarrow \infty$, and $b_n = o(n)$. Further suppose that for the sequence $\{b_n\}_{n \in \mathbb{N}}$, Assumption 1 is satisfied. Then,*

- i. *If t is a continuity point of $J(\cdot, P_\infty)$, then $L_{n,b}(t, P_n) \xrightarrow{P} J(t, P_\infty)$.*
- ii. *If $J(\cdot, P_\infty)$ is continuous, then,*

$$\sup_{t \in \mathbb{R}} |L_{n,b}(t, P_n) - J_n(t, P_n)| \xrightarrow{P} 0$$

- iii. *Let*

$$c_{n,b}(1 - \alpha) = \inf \{ t \in \mathbb{R} \mid L_{n,b}(t, P_n) \geq 1 - \alpha \}$$

Correspondingly define:

$$c(1 - \alpha) = \inf \{ t \in \mathbb{R} \mid J(t, P_\infty) \geq 1 - \alpha \}$$

If $J(\cdot, P_\infty)$ is continuous at $c(1 - \alpha)$ then,

$$P\left(\tau_n[\hat{\theta}_n(G_n) - \theta(G_\infty)] \leq c_{n,b}(1 - \alpha)\right) \rightarrow 1 - \alpha \text{ as } n \rightarrow \infty$$

Remark 1. *The above result may be generalized in several ways. The latent positions need not be uniform and may instead follow any distribution. In addition, the above theorem holds for weighted/directed graphs as well as graphon models with covariates, so long as the pair $(\xi_i, X_i) \in \mathbb{R}^p$ is IID.*

We would like to mention that several auxiliary results in Politis et al. [28] may be proved following similar reasoning. Certain results, such as the validity of subsampling with a data-driven subsample size (Theorem 2.7.1 [28]) require slightly stronger assumptions since $J_{n,b}(t, P_n)$ need not be equal to $J_b(t, P_n)$. We will not pursue this here, but we would like to mention that a similar issue arises in Section 2.3; granting Assumption 2 should be enough to extend the aforementioned results.

2.3. Validity of p -subsampling for Sparse Graphons

We will now consider the validity of a subsampling procedure that involves repeatedly p -sampling a given graph. The notion of p -sampling was introduced by Veitch and Roy [38] in the context of sampling for graphex processes. This procedure is described below.

Definition 2.3 (p -sampling). *For $p \in [0, 1]$, a p -sample of a graph G , denoted $\text{Smpl}_p(G)$, is a random subgraph obtained by including vertices independently with probability p , and taking the induced subgraph, with isolated vertices removed.*

Given a size n realization of a graphex, a p -sampling of the graph generates a smaller graphex; therefore, p -sampling may be viewed as the natural sampling mechanism for this process. The p -sampling procedure may also be of interest in streaming settings since it provides a natural mechanism for updating samples. Under weak assumptions on the (expected) subsample size, we will demonstrate that a subsampling procedure based on p -sampling works for sparse graphons. To our knowledge, our result is the first subsampling validity result for a procedure with a random subsample size. We will begin by preparing some notation.

Since the subsample size is random, we will now denote it with B_i . Let $X_{ij}^{(n)} \sim \text{Bernoulli}(p_n)$; this random variable indicates whether the j th node is included in the subsampled graph before the deletion of isolated vertices. We will assume the Bernoulli trials are generated independently from G_n on the probability space $(\Omega', \mathcal{F}', P')$. Furthermore, let M denote the number of p -subsamples. In addition, we will modify Assumption 1 to accommodate the random sample size. Consider the following condition:

Assumption 2. *For a given sequence $\{b_n\}_{n \in \mathbb{N}}$ satisfying $b_n \rightarrow \infty$, there exists some non-degenerate limiting distribution $J(t, P_\infty)$, such that, for all continuity*

points of $J(t, P_\infty)$:

$$|J_n(t, P_n) - J(t, P_\infty)| \rightarrow 0 \quad \text{and} \quad \sup_{b_n \leq j \leq n} |J_{n,j}(t, P_n) - J(t, P_\infty)| \rightarrow 0$$

Now, let:

$$b_n = np_n - \sqrt{3np_n \log n} \quad (6)$$

In light of Assumption 2, our choice of b_n ensures that the sequence with a random sample size converges in distribution with high probability. In other settings, Assumption 2 is typically implied by weak convergence of the functional of interest. In our case, we may not view $J_{n,b}(t, P_n)$ as a subsequence of $J_n(t, P_\infty)$ since $\hat{\theta}_{n,b}(\cdot)$ need not be equal to $\hat{\theta}_b(\cdot)$.

Define the following functional, which denotes the empirical distribution function of the functional of interest following a p -subsampling procedure:

$$L'_{n,B}(t, P_n) = \frac{1}{M} \sum_{i=1}^M \mathbb{1} \left(\tau_{B_i} [\hat{\theta}_{n,B_i,i}(\text{Smpl}_p(G_n)) - \hat{\theta}_n(G_n)] \leq t \right) \quad (7)$$

Since the number of vertices of the input graph is random, we will have to be slightly careful in formally defining $\hat{\theta}_{n,B_i,i}(\cdot)$. Let $\hat{\theta}_{n,B_i,i} : \Omega \times \Omega' \mapsto \mathbb{R}$ be equal to $\hat{\theta}_{n,j}(\cdot)$ when $|\mathcal{V}(\text{Smpl}_p(G_n))| = j$ for $j \geq 2$ and 0 otherwise.

We are now ready to state our result. Our proof strategy involves approximating the empirical CDF of the p -subsampling functional with a convex combination of U-statistics, corresponding to its conditional expectation given G_n . This approximation demonstrates that vertex sampling and p -sampling are closely linked, which is an interesting concept in its own right.

Theorem 2.4 (Validity of p -subsampling for Sparse Graphons). *Assume that $\tau_n = n^\alpha$ for some $\alpha > 0$, $M \rightarrow \infty$, $np_n \rightarrow \infty$, and $p_n = o(1)$. Further suppose for b_n given in (6), Assumption 2 is satisfied and $(\rho_n, w(u, v))$ satisfy $\rho_n = \omega(\log b_n/b_n)$, and $w(\xi_i, \xi_j) \geq c$ almost surely, where $c > 0$. Then, **i.** – **iii.** of Theorem 2.2 hold for $L'_{n,B}(t, P_n)$.*

3. On the Uniform Validity of Subsampling for Sparse Graphons

In the previous sections, we establish conditions under which subsampling is point-wise valid in the sense that, for any fixed P ,

$$\liminf_{n \rightarrow \infty} P \left(\tau_n [\hat{\theta}_n(G_n) - \theta(G_\infty)] \leq c_{n,b}(1 - \alpha) \right) \geq 1 - \alpha \quad (8)$$

However, such point-wise statements can be misleading in finite samples, as the rate of convergence to the desired coverage level depends on the unknown distribution P and can be arbitrarily slow. We will establish sufficient conditions under which, for some collection of probability measures \mathcal{P}_n , we have the following uniform convergence guarantee:

$$\liminf_{n \rightarrow \infty} \inf_{P_n \in \mathcal{P}_n} P_n \left(\tau_n [\hat{\theta}_n(G_n) - \theta(G_\infty)] \leq c_{n,b}(1 - \alpha) \right) \geq 1 - \alpha \quad (9)$$

Such a statement guarantees that, for any $P_n \in \mathcal{P}_n$ and $\epsilon > 0$, there exists some n' such that for all $n > n'$ the coverage exceeds $1 - \alpha - \epsilon$. By inversion of the confidence interval, the above statement also has implications for hypothesis testing. Suppose $\phi(G_n)$ is an appropriate binary decision rule for $\theta(G_\infty)$ constructed from the quantiles of $J(t, P_\infty)$ and we are interested in constructing a level α test for a null hypothesis $P_n \in \mathcal{P}_{n,0}$ against an alternative hypothesis $P_n \in \mathcal{P}_{n,1}$. The statement (9) ensures that:

$$\limsup_{n \rightarrow \infty} \sup_{P_n \in \mathcal{P}_{n,0}} \mathbb{E}_{P_n} \phi(G_n) \leq \alpha$$

Uniform validity of confidence intervals formed by subsampling was investigated in Romano and Shaikh [30] for IID data. The extension of their argument to other settings seems to be difficult in general, as the Dvoretzky-Kiefer-Wolfowitz inequality is invoked. Therefore, it may be surprising that we are able to derive uniform validity for network data. We will state theorems below for both vertex subsampling and p-subsampling.

Theorem 3.1 (Uniform Validity for Vertex Subsampling). *Let $b_n = o(n)$ and suppose that:*

$$\lim_{n \rightarrow \infty} \sup_{P_n \in \mathcal{P}_n} \sup_{t \in \mathbb{R}} |J_{n,b}(t, P_n) - J_n(t; P_n)| = 0 \quad (10)$$

Moreover, suppose that for any $\epsilon > 0$, we have that:

$$\lim_{n \rightarrow \infty} \sup_{P \in \mathcal{P}_n} P \left(\sup_{t \in \mathbb{R}} |L_{n,b}(t, P_n) - U_{n,b}(t, P_n)| > \epsilon \right) = 0 \quad (11)$$

Then, (9) holds for $c_{n,b}(1 - \alpha) = \{\inf t \in \mathbb{R} \mid L_{n,b}(t, P_n) \geq 1 - \alpha\}$.

Theorem 3.2 (Uniform Validity for p-Subsampling). *Assume that $\tau_n = n^\alpha$ for some $\alpha > 0$, $M \rightarrow \infty$, $np_n \rightarrow \infty$, and $np_n = o(n)$. Further suppose that $(\rho_n, w(u, v))$ satisfy $\rho_n = \omega(\log b_n/b_n)$, and $w(\xi_i, \xi_j) \geq c$ almost surely, where $c > 0$. In addition, suppose for b_n given in (6), we have that:*

$$\lim_{n \rightarrow \infty} \sup_{P_n \in \mathcal{P}_n} \sup_{b_n \leq j \leq n} \sup_{t \in \mathbb{R}} |J_{n,j}(t, P_n) - J(t; P_n)| = 0 \quad (12)$$

Moreover, suppose that for any $\epsilon > 0$, we have that:

$$\lim_{n \rightarrow \infty} \sup_{P \in \mathcal{P}_n} P \left(\sup_{t \in \mathbb{R}} |L'_{n,B}(t, P_n) - V_{n,B}(t, P_n)| > \epsilon \right) = 0 \quad (13)$$

Then, (9) holds for $c_{n,b}(1 - \alpha) = \{\inf t \in \mathbb{R} \mid L'_{n,b}(t, P_n) \geq 1 - \alpha\}$.

We will establish conditions under which uniform validity holds for two important classes of functionals: counts and eigenvalues. We will defer all results involving eigenvalue statistics to Section C and will consider uniform validity for count functionals below.

3.1. Uniform Validity for Count Functionals

We will now proceed by defining the count functionals under consideration, which were introduced in Bickel et al. [7]. Let R be a subset of $\{(i, j) \mid 1 \leq i \leq j \leq n\}$ and let $G_n(R)$ denote the subgraph induced by the vertices in R , which we will denote $\mathcal{V}(R)$. Furthermore, let $\bar{R} = \{(i, j) \notin R, i \in \mathcal{V}(R), j \in \mathcal{V}(R)\}$. Let $p = |\mathcal{V}(R)|$ and $e = |\mathcal{E}(R)|$. The probability that an induced subgraph is exactly equal to R is given by:

$$\begin{aligned} P(R) &= P(G_n(R) = R) \\ &= \mathbb{E} \left[\prod_{(i,j) \in R} h_n(\xi_i, \xi_j) \prod_{(i,j) \in \bar{R}} (1 - h_n(\xi_i, \xi_j)) \right] \end{aligned} \quad (14)$$

When the graph sequence is sparse, $P(R)$ is uninformative, as $P(R) \rightarrow 0$. Instead, consider the normalized functional below:

$$\tilde{P}(R) = \rho_n^{-e} P(R) \quad (15)$$

Our estimator of $\tilde{P}(R)$ is given by:

$$\hat{P}(R) = \rho_n^{-e} \frac{1}{\binom{n}{p} |\text{Iso}(R)|} \sum_{S \sim R} \mathbb{1}(S \subseteq G_n) \quad (16)$$

Below, we will characterize the class of distributions in terms of the pair $(\rho_n, w(u, v))$. We will use \mathcal{W} to denote a class of graphons, and \mathcal{S} to denote a class of sparsity sequences, with \mathcal{S}_n denoting the set of real numbers formed by evaluating the sequences in \mathcal{S} at n .

It turns out that the behavior of $\tilde{P}(R)$ is driven by a U-statistic involving the edge structure of the subgraph. Our conditions on \mathcal{W} will be defined in terms of this kernel. Let:

$$g(\xi_1, \dots, \xi_p; w) = \frac{1}{|\text{Iso}(R)|} \sum_{\mathcal{V}(S)=\{1, \dots, p\}, S \sim R} \prod_{(i,j) \in S} w(\xi_i, \xi_j) \quad (17)$$

For example, in the case of a two-star, for some $S \sim R$ we have that:

$$\prod_{(i,j) \in S} w(\xi_i, \xi_j) = w(\xi_1, \xi_2) w(\xi_1, \xi_3)$$

The parameter of interest is given by $\theta(G_\infty) = \lim_{n \rightarrow \infty} \tilde{P}(R) = \mathbb{E}[g(\xi_1, \dots, \xi_p)]$. Now, let $g_1(x; w)$ denote the following functional:

$$g_1(x; w) = \mathbb{E}[g(\xi_1, \dots, \xi_p; w) \mid \xi_1 = x] \quad (18)$$

Suppose that functions in \mathcal{W} satisfy the following conditions:

$$\sup_{w \in \mathcal{W}} \mathbb{E} [w^{2p+1}(\xi_i, \xi_j)] < \infty, \quad \inf_{w \in \mathcal{W}} \text{Var}(g_1(\xi_1; w)) > 0 \quad (19)$$

Now suppose that \mathcal{S} is defined so that the following properties hold:

$$\lim_{n \rightarrow \infty} \sup_{\rho_n \in \mathcal{S}_n} \rho_n \rightarrow 0, \quad \lim_{n \rightarrow \infty} \inf_{\rho_n \in \mathcal{S}_n} b_n \rho_n = \infty \quad (20)$$

We have the following result for vertex subsampling; an analogous theorem holds for p -subsampling under some additional assumptions stated in Theorem 3.2. While uniform validity holds under mild conditions on \mathcal{W} , we would like note that convergence rates depend mostly on $\{\rho_n\}_{n \in \mathbb{N}}$.

Proposition 3.3 (Uniform Validity of Vertex Subsampling for Counts). *Suppose that R is a fixed acyclic or p -cycle. Furthermore, suppose that \mathcal{W} satisfies (19), \mathcal{S} satisfies (20), and $b_n = o(n)$. Then, conditions (10) and (11) are satisfied.*

4. Weak Convergence of Nonzero Eigenvalues of Sparse Graphons

In this section, we prove a weak convergence result for eigenvalues of adjacency matrices generated by sparse graphons of finite rank. Limit theorems are one of the most important topics in random matrix theory, so our result here is of sufficient independent interest. The main tools we use are results on random matrix approximations of integral operators due to Koltchinskii and Giné [24] and refined eigenvalue perturbation bounds developed by Eldridge et al. [12]. To use the latter, an upper bound on the operator norm of the centered adjacency matrix is needed; however, sharp results (e.g. Vu [39]) require independent entries. To handle the graphon dependence structure, we develop a technique that involves conditioning on the latent positions and using Egorov's Theorem to control the conditional probability uniformly on a high probability set.

For Erdős-Rényi graphs, limiting distributions of the eigenvalues are well-known. After appropriate centering, the leading eigenvalue of the adjacency matrix generated by Erdős-Rényi graphs has been shown to converge to Normal distribution at a \sqrt{n} -rate by Füredi and Komlós [13]. However, beyond this, weak convergence results were not previously known for more general classes of models.

We would like to note that Borgs et al. [10] show that the scaled eigenvalues of an adjacency matrix generated by a graphon converge to a limiting quantity. Their result can be thought of as a law of large numbers for spectra; what we show is along the lines of a central limit theorem. We will now introduce some concepts needed to state our result.

Let $w : [0, 1]^2 \mapsto \mathbb{R}$ be a symmetric element of $L^2([0, 1]^2)$. Consider the following integral operator associated with w , which we will denote $T_w : L^2([0, 1]^2) \mapsto L^2([0, 1]^2)$:

$$T_w f = \int_0^1 w(u, v) f(v) dv \quad (21)$$

By Spectral Theorem, there exists an orthonormal collection of eigenfunctions $\{\phi_r, r \in J\}$, where J is either finite or countable, and a sequence of real numbers

$\{\lambda_r, r \in J\}$ satisfying $\sum_{r \in J} \lambda_r^2 < \infty$ such that:

$$w(u, v) = \sum_{r \in J} \lambda_r \phi_r(u) \phi_r(v) \quad (22)$$

in the $L^2([0, 1]^2)$ sense. We will consider the ordering $\lambda_1 \geq \lambda_2 > 0 > \dots \geq \lambda_{-2} \geq \lambda_{-1}$, where negative indices correspond to negative eigenvalues. We will not consider zero eigenvalues. To avoid ambiguity with the eigenvalues of the integral operator, we will denote the eigenvalues associated with w as $\lambda_r(w)$.

Let $\tilde{A}^{(n)} = A^{(n)}/n\rho_n$. In the theorem below, we will establish conditions under which:

$$Z_{n,r} := \sqrt{n}[\lambda_r(\tilde{A}^{(n)}) - \lambda_r(w)] \quad (23)$$

weakly converges to a limiting distribution $Z_{\infty,r}$. In fact, we may show stronger statements involving convergence of joint distributions. While we require that the kernel is finite rank, this assumption is, strictly speaking, not necessary for establishing marginal convergence; see Remark 2 for details. We will now state our result below under various assumptions on the pair $(\rho_n, w(u, v))$.

Theorem 4.1 (Weak Convergence of Nonzero Eigenvalues). *Let $\{G_n\}_{n \in \mathbb{N}}$ be a sequence of graphs generated by the model (2). Suppose $w(u, v)$ is an element of $L^2([0, 1]^2)$ with an eigendecomposition of the form:*

$$w(u, v) = \sum_{r=1}^k \lambda_r \phi_r(u) \phi_r(v)$$

for some $k < \infty$ where $\lambda_r \neq 0$ for all $1 \leq r \leq k$, and one of the following conditions are satisfied:

- A. (Boundedness) $\|w(u, v)\|_{\infty} < \infty$, $\rho_n = o(1)$ and $\rho_n = \omega(1/\sqrt{n})$.
- B. (sub-Weibull) There exists $K_1 < \infty$ and $\gamma > 0$ such that:

$$\mathbb{E} \left[\exp \left(\frac{w(\xi_i, \xi_j) - \mathbb{E}[w(\xi_i, \xi_j)]}{K_1} \right)^\gamma \right] \leq 2 \quad (24)$$

Furthermore, for $1 \leq r \leq k$, the eigenfunctions satisfy:

$$\int_0^1 \phi_r^4(u) du < \infty \quad (25)$$

Further suppose that $\rho_n = O(n^{-\delta})$ and $\rho_n = \omega(n^{-1/2+\delta})$ for some $\delta > 0$.

- C. (Moment) Suppose that $\mathbb{E}[w^s(\xi_i, \xi_j)] < \infty$ for some $s > 3 + \sqrt{5}$. Further suppose the eigenfunctions satisfy (25) and ρ_n satisfies $n\rho_n^{s-2} = o(1)$ and $\rho_n = \omega(n^{(2-s+\delta)/2s})$ for some $\delta > 0$.

Let $Z_n := (Z_{n,1}, \dots, Z_{n,k})$, where $Z_{n,r}$ are given by (23). Then, there exists some limiting random variable Z_{∞} such that:

$$Z_n \rightsquigarrow Z_{\infty} \quad (26)$$

Furthermore, if $\lambda_1, \dots, \lambda_k$ are distinct, then Z_{∞} is multivariate Gaussian.

Remark 2. *Following Theorem 5.1 of Koltchinskii and Giné [24], one may impose the following condition for graphons that are not finite rank. For some $R_n \rightarrow \infty$, suppose that w satisfies:*

$$\sum_{|r| > R_n} \lambda_r^2 = o(n^{-1})$$

Further suppose that:

$$\sum_{|r| \leq R_n} \sum_{|s| \leq R_n} \int \phi_r^2 \phi_s^2 dP \sum_{|r| \leq R_n} \sum_{|s| \leq R_n} (\lambda_r^2 + \lambda_s^2) \int \phi_r^2 \phi_s^2 dP = o(n)$$

Moreover,

$$\sum_{r \in \mathbb{Z}} |\lambda_r| \phi_r^2 \in L^2(P)$$

Then, one may show convergence of finite-dimensional distributions of the nonzero eigenvalues of interest. However, it seems that verifying these conditions is non-trivial outside of the finite-rank case. For instance, it appears that smoothness properties by themselves do not imply the conditions above.

We will now discuss some of the conditions in our theorem. As mentioned previously, we assume that the graphon has finite rank. Several important classes of graphon models fall within this framework. For instance, stochastic block models and their variants, such as the mixed membership stochastic block model [2] and the degree-corrected stochastic block model [21], are finite rank. Subsuming these models are generalized random dot product graphs [31], which are a very rich class of models, particularly when the dimension of the latent space is allowed to be any natural number.

In addition, while we require that graphon is rank k , the rank need not be known a priori. For any $k' \leq k$, the theorem above provides joint convergence of the k' nonzero eigenvalues. Furthermore, since we derive joint convergence, one may use the Delta Method to derive weak convergence for certain differentiable functions of the nonzero k' eigenvalues. We will provide examples of eigenvalue statistics that may be of interest below.

Example 4.2 (Functionals Based on Disparities between Eigenvalues). *For the purpose of comparing two networks, it may be of interest to consider certain functionals of two eigenvalues. Two natural choices are spectral gaps and eigenvalue ratios, as defined below:*

$$\hat{\theta}_{\text{gap}}(A^{(n)}) = \frac{\lambda_1(A^{(n)}) - \lambda_2(A^{(n)})}{n\rho_n}, \quad \hat{\theta}_{\text{ratio}}(G_n) = \frac{\lambda_1(A^{(n)})}{\lambda_{k'}(A^{(n)})} \quad (27)$$

Example 4.3 (Approximate Trace). *Another important functional in network analysis is $\text{tr}(A^p)$. This functional is closely related to subgraph counts; more*

precisely, it provides the number of closed walks of length p from any vertex back to itself. It is well known that:

$$\text{tr}(A^p) = \sum_{r=1}^n \lambda_r^p(A)$$

Consider the following functional:

$$\hat{\theta}_{\text{trace},p,k'}(A^{(n)}) = \sum_{r=1}^{k'} \lambda_r^p(A^{(n)}/n\rho_n) \quad (28)$$

When $k' \approx k$, this functional is a suitable approximation to its population counterpart $\sum_{r=1}^k \lambda_r^p(w)$.

While our result here is sufficiently general, it should be mentioned that, even for bounded graphons, our theorem requires $\rho_n = \omega(1/\sqrt{n})$. In general, it seems difficult to improve the eigenvalue perturbation bounds to weaken conditions for concentration; O'Rourke et al. [27] derive similar bounds under a low rank hypothesis for the mean matrix. In addition, for sub-Weibull and L^p graphons, we impose lower bounds on the rate of decay of ρ_n , which may seem unusual. These lower bounds allow us to control the difference between eigenvalues of the mean matrix, with entries given by $\rho_n w(\xi_i, \xi_j) \wedge 1$, and a matrix with entries given by $\rho_n w(\xi_i, \xi_j)$. In essence, if we allow w to be unbounded, we need a sparser graph sequence to observe most of the uncensored values of $w(\xi_i, \xi_j)$.

4.1. On Subsampling Eigenvalues

One practical limitation with the above result is that ρ_n is assumed to be known; in practice, it will need to be estimated from data. A natural idea is to plug in the following estimator:

$$\hat{\rho}_n = \frac{1}{n(n-1)} \sum_{i=1}^n \sum_{j=1}^n A_{ij} \quad (29)$$

Doing so, we arrive at the following quantity:

$$\sqrt{n}[\lambda_r(A^{(n)}/n\hat{\rho}_n) - \lambda_r(w)] \quad (30)$$

In Theorem 1 [7], it is shown that $\hat{\rho}_n/\rho_n$ converges to 1 at a \sqrt{n} -rate; therefore, replacing ρ_n with $\hat{\rho}_n$ turns out to be too large of a perturbation to be considered asymptotically negligible. One may often use the Delta Method to establish convergence with an estimated sparsity parameter, but this often leads to a higher variance². Fortunately, we may still approximate the sampling distribution of the nonzero eigenvalues through subsampling. In essence, if we plug in

²One exception is the maximum eigenvalue, which appears to have lower variance with ρ_n estimated; a figure depicting this phenomenon is provided in Appendix D.

$\hat{\rho}_n$ estimated on G_n in each of the subsampled functionals, it will turn out that the estimate is accurate enough relative to the subsampled functionals so that it is asymptotically negligible. For ease of exposition, we will demonstrate this result solely for vertex subsampling. Define $\hat{L}_{n,b}(t, P_n)$ as follows:

$$\hat{L}_{n,b}(t, P_n) = \frac{1}{N} \sum_{i=1}^N \mathbb{1} \left(\sqrt{b} \left[\frac{\lambda_r(A^{(n,b,i)})}{b\hat{\rho}_n} - \frac{\lambda_r(A^{(n)})}{n\hat{\rho}_n} \right] \leq t \right) \quad (31)$$

The sampling distribution of interest is given by:

$$J_n(t, P_n) = P \left(\sqrt{n} \left[\frac{\lambda_r(A^{(n)})}{n\rho_n} - \lambda_r(w) \right] \leq t \right) \quad (32)$$

We have the following result:

Proposition 4.4 (Subsampling Validity for Eigenvalues With Estimated Sparsity Parameter). *Let $\{G_n\}_{n \in \mathbb{N}}$ be a sequence of graphs generated by the model (2), with $w(u, v)$ having an eigendecomposition satisfying (24). Moreover, suppose that one of Conditions A., B., C. of Theorem 4.1 are satisfied for ρ_{b_n} , where $b_n = o(n)$ and $b_n \rightarrow \infty$. Further suppose that t is a continuity point of $J(\cdot, P_\infty)$. Then,*

$$\hat{L}_{n,b}(t, P_n) \xrightarrow{P} J(t, P_\infty)$$

4.2. Uniform Validity for Eigenvalues

In this section, we will provide some simple sufficient conditions under which uniform validity holds for eigenvalue statistics. As one might expect, the nature of the function class is much different from the class considered for count functionals in Section 3.1. Let \mathcal{W} be a collection of functions with an integral operator satisfying:

$$r \leq \text{rank}(T_w) \leq K \quad (33)$$

for some $0 < r \leq K < \infty$. Suppose that $w \in \mathcal{W}$ further satisfy:

$$\begin{aligned} \|w(u, v)\|_\infty &\leq D \text{ a.s.} \\ |\lambda_i| &\geq d \quad \forall 1 \leq i \leq k \\ |\lambda_i - \lambda_{i-1}| &\geq \epsilon \quad \forall 1 \leq i \leq k \end{aligned} \quad (34)$$

for $D < \infty$, $d > 0$, and $\epsilon > 0$. Further suppose $\{\rho_n\}_{n \in \mathbb{N}} \in \mathcal{S}$ satisfy:

$$\lim_{n \rightarrow \infty} \sup_{\rho_n \in \mathcal{S}_n} \rho_n = 0, \quad \inf_{\rho_n \in \mathcal{S}_n} \rho_n = \omega(1/\sqrt{b_n}) \quad (35)$$

We have the following result; a proof is omitted as our result may be verified by tracing steps in the proof of Theorem 5.6 of Koltchinskii and Giné [24].

Proposition 4.5 (Uniform Validity of Vertex Subsampling for Eigenvalues). *Let \mathcal{W} be a collection of functions such that all $w \in \mathcal{W}$ satisfy (33) for some $K < \infty$. Further suppose that (34) is satisfied for appropriate constants and \mathcal{S} satisfies (35) for some $b_n = o(n)$. Let $\tau_n[\hat{\theta}(G_n) - \theta(G_\infty)] = \sqrt{n}[\lambda_i(A^{(n)})/n\rho_n - \lambda_i(w)]$ for some $1 \leq i \leq r$.*

Then, conditions (10) and (11) are satisfied.

Remark 3. *For certain problems such as hypothesis testing, it may be of interest to consider function classes changing with n . The bounds in [24] are actually sharper than needed for finite rank graphons, so one may asymptotically relax any of the conditions in (34) at an appropriate rate.*

Remark 4. *Uniform validity may be established for smooth functionals of eigenvalues or counts using uniform variants of the Delta Method or the Continuous Mapping Theorem. See for example, Kasy [22].*

5. Simulation Study

We investigate the finite-sample properties of confidence intervals for various eigenvalue statistics formed by subsampling. We consider two sparse graphon models; for these models, it will be more natural to consider the following parameterization:

$$h_n(u, v) = P(A_{ij} = 1 \mid \xi_i = u, \xi_j = v) = \nu_n h(u, v) \quad (36)$$

where $h(u, v)$ is a dense graphon and ν_n is a sparsity parameter. It then follows that $\rho_n = \nu_n \int h(\xi_i, \xi_j) dP$. We study the performance of our method for sample sizes ranging from $n = 1000$ to $n = 10000$ and sparsity parameters ranging from $\nu_n = n^{-0.1}$ to $\nu_n = n^{-0.45}$. We also vary the subsample size so that b_n ranges from $0.1n$ to $0.3n$ for vertex subsampling and p_n from 0.1 to 0.3 for p -subsampling.

The data generating processes considered in our simulation study are described below. For each of these processes, we approximate the true parameter $\lambda_i(w)$ by simulating a graph of size $n = 20000$ and $\nu_n = 1$. We then approximate the population parameter with $\lambda_i(A^{(n)})/n\hat{\rho}_n$. We assess coverage by counting the number of times the parameter falls within our confidence interval; to this end, we simulate the model 500 times and construct a confidence interval from $N = 500$ subsamples for each iteration.

Stochastic Block Model

We consider a three class stochastic block model studied in Lei [25], with $B = \begin{pmatrix} 1/4 & 1/2 & 1/4 \\ 1/2 & 1/4 & 1/4 \\ 1/4 & 1/4 & 1/6 \end{pmatrix}$ and $\pi = (0.3, 0.3, 0.4)$. The corresponding graphon is rank 2 and has one positive and one negative eigenvalue, with $\lambda_1 = 1.035$ and $\lambda_2 = -0.267$.

Gaussian Latent Space Model

We also investigate the properties of our procedure for a graphon model that is not low rank. The following model is a special case of the Gaussian Latent Space Model studied in Rastelli et al. [29]. Let $\xi_i \sim N(0, 1)$ and define:

$$h_n(u, v) = \nu_n \exp(-25(u - v)^2) \quad (37)$$

We study the behavior of our procedure for the top 3 positive eigenvalues; the associated parameters are: $\lambda_1 = 1.311$, $\lambda_2 = 1.147$, and $\lambda_3 = 1.011$.

5.1. Simulation Results

Our simulation results suggest that p -subsampling and vertex subsampling have very similar coverage properties for eigenvalues functionals. Another key takeaway is that the coverage properties of subsampling are heavily affected by the sparsity level. Even for sparser graphs, confidence intervals for the maximum eigenvalue attain the desired coverage level at moderate values of n ; however, our results for the other eigenvalues are less encouraging. While our theoretical results state that the subsample size should satisfy $b_n = o(n)$, by and large, subsampling performs best when $b_n = 0.3n$, which is the largest subsample size we consider. The strong performance of the relatively large subsample size is most likely due to the bias of our estimator. It may also be the case that a resampling procedure is also valid here under stronger conditions. In either case, it appears that the choice of subsample size is crucial in more challenging sparsity regimes, especially for non-maximal eigenvalues.

Even for a sparsity level of $\nu_n = n^{-0.45}$, our confidence intervals already have valid coverage at $n = 1000$ for the maximum eigenvalue with $b_n = 0.3n$ for the stochastic block model. However, coverage is quite poor for the other subsample sizes, with even $b_n = 0.25n$ having a coverage level of only 8.6% for the 3-class SBM at $n = 1000$. For the $\nu_n = n^{-0.45}$ regime, the Gaussian latent space model does not have the same favorable properties at $n = 1000$, but coverage does improve with n .

For the negative eigenvalue of the three-class SBM, coverage is close to the stipulated value only when $\nu_n = n^{-0.1}$ and $b_n = 0.3n$. For the Gaussian latent space model, it seems that confidence intervals for the second eigenvalue have reasonable properties up to $\nu_n = n^{-0.33}$; unfortunately, coverage for the other eigenvalues is not close to the nominal level. For tables summarizing our simulation results, see Appendix F.

6. Real Data Example: Facebook Networks

We consider the problem of testing whether two social networks are generated by the same sparse graphon. The dataset, which first appeared in Traud et al. [35], involves Facebook friendship networks from 100 universities in 2005. Facebook

networks are well-suited for our method, as the networks are typically large and not too sparse. Friendship networks are also undirected, which ensures that the corresponding eigenvalues are real-valued.

We will consider a two-sample test based on subsampled eigenvalues for comparing social networks from different universities. With the same Facebook dataset, Bhattacharyya and Bickel [5] consider two-sample testing using subsampled count functionals; here, we examine the relative merits of using subsampled eigenvalue statistics for comparing two networks.

Before proceeding, we would like to mention some of the strengths and weaknesses of the eigenvalue approach compared to the subgraph approach that are not directly related to the power of the test. First, note that the entire spectrum of a symmetric matrix can be computed in $O(n^3)$ time and calculating the top few eigenvalues can be performed even faster. For count functionals, a brute-force subgraph search with $p = |\mathcal{V}(R)|$ has complexity $O(n^p)$. However, as noted in Bickel et al. [7], for sparser graphs, certain functionals such as kl-wheels can be counted faster. From a computational perspective, eigenvalue statistics generally may be preferable for network comparisons. On the other hand, eigenvalue statistics require stronger conditions on the sparsity level; consequently, count functionals may be safer to use for sparser graphs.

With eigenvalue statistics, it is also not clear a priori which statistics will be most effective at distinguishing two networks. To limit false discoveries, we consider a sample splitting procedure in which one subnetwork is used for formulating hypotheses and the other is used for testing the hypotheses. The most natural procedure under the model (2) is node-splitting, in which nodes are randomly split into two disjoint sets and the corresponding induced subgraphs are used. Under our model, the induced subgraphs are independent and thus, inferences based on node-splitting are valid.

Node-splitting is often criticized for being wasteful, as the edges between the induced subgraphs are discarded. However, when the latent positions are treated as random, this is often a price that is worth paying to ensure that the two datasets are independent. While not captured in our dataset, the student body changes over time, so viewing the population as fixed may not be appropriate.

6.1. Exploratory Data Analysis

We choose 20 collegiate networks to analyze; the universities considered are top liberal arts schools, public universities, and private universities. From each of these networks, we set aside a subnetwork for exploration. To formulate hypotheses, we perform hierarchical clustering on the top eigenvalues calculated on the respective subnetworks. We present results for hierarchical clustering with complete linkage using the Euclidean distance; we also tried different variations of hierarchical clustering, but the results in this section were not sensitive to the choice of clustering method. In Appendix E, we also extend our clustering analysis to 40 selected collegiate networks.

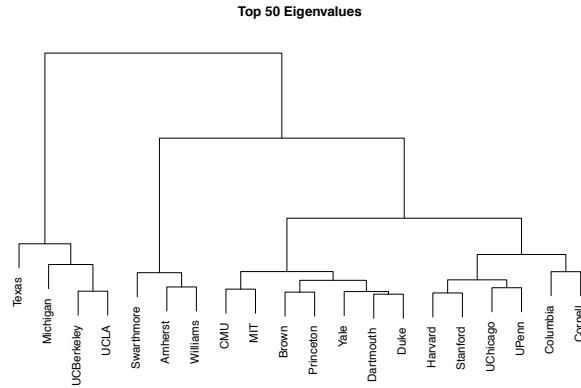


Fig 1: Dendrogram from hierarchical clustering on the top 50 normalized eigenvalues

Above, we see that the groupings suggested by hierarchical clustering coincide with the previously mentioned liberal arts, public, and private divisions. The groups may also correspond to the size of the student body; see Appendix E for further discussion. In either case, it seems that eigenvalues, while not easily interpretable, contain salient information about the underlying graphs. Furthermore, it seems that the performance of the clustering method is not driven by the top few eigenvalues. Using the top 10 eigenvalues, Columbia and Cornell are placed in a similar group as the public universities, but using the top 25 or 50 eigenvalues, we see that these universities are grouped with other private universities.

Based on our clustering analysis, we decide to make the following comparisons, ordered in ascending difficulty: Berkeley vs Stanford, Penn vs Columbia, Harvard vs MIT, and Yale vs Princeton. For each of these comparisons, we will inspect the spectra and choose a suitable test statistic on the exploration dataset and use subsampling to perform a test on the held-out subnetwork.

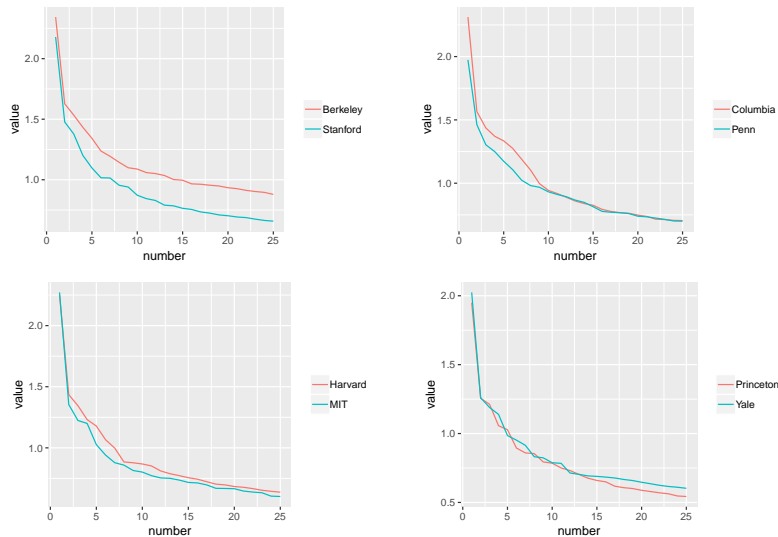


Fig 2: A comparison of the top 25 normalized eigenvalues calculated on the subnetwork used for exploration. We see that the behavior of the top few eigenvalues and the rate of decay of the eigenvalues are a few features that vary across collegiate networks. While differences in the spectrum for three of the comparisons are visible to the eye, it appears that the Princeton and Yale spectra are very similar.

6.2. Data Analysis Results

Using the exploratory dataset, we construct test statistics for each of the two-sample tests. We mainly consider eigenvalues near the top of the spectrum, since it appears that inference becomes more difficult for eigenvalues that are smaller in magnitude. For each network, we construct a 97.5% confidence interval for the test statistic. If the confidence intervals are disjoint, we may reject the null hypothesis that the graphs were generated by the same graphon, with a significance level of $\alpha = 0.05$. The confidence intervals are constructed via vertex subsampling, with a subsample size chosen to be about 25 – 33% of the test set. While this may seem to be a large proportion, it appears that smaller subsample sizes result in the estimated parameters being systematically outside of the confidence interval, suggesting substantial bias. One exception is the maximum eigenvalue, which generally seems well-behaved.

Our results are presented in the table below. We reject the null hypothesis for the Columbia vs Penn and Harvard vs MIT comparisons, but fail to reject for the other two comparisons. In the exploratory phase, both hierarchical clustering and the eigenvalue plots suggested that it would be difficult to distinguish between the spectra of the Yale and Princeton networks, so it is not surprising that we were not able to reject the null hypothesis here.

On the other hand, exploratory data analysis suggested that the Berkeley vs Stanford comparison should perhaps be the easiest. There are a few possible

Schools	n	Test statistic	Value	97.5% CI	Decision
Berkeley	11468	$\lambda_5/n\rho_n$	1.336	(1.164, 1.347)	Fail to reject H_0
Stanford	5810		1.148	(1.046, 1.173)	
Columbia	5885	$\lambda_1/n\rho_n$	2.522	(2.124, 2.769)	Reject H_0
Penn	7458		2.033	(1.853, 2.100)	
Harvard	7563	$\lambda_5/n\rho_n$	1.206	(1.119, 1.250)	Reject H_0
MIT	3220		1.060	(0.944, 1.071)	
Princeton	3298	$\lambda_4/n\rho_n$	1.057	(0.929, 1.066)	Fail to reject H_0
Yale	4289		1.031	(0.906, 1.030)	

TABLE 1
Two-sample test results

explanations for the behavior of our test. The first is that we were unlucky with sample splitting; we chose the fifth eigenvalue based on differences in the exploration set, but this may not have been representative. The second and third eigenvalues appear to be significantly different on the test set. In addition, the Berkeley network is much sparser, with an average degree of 74 compared to 98 for Stanford, even though the network is much larger. It may simply be the case that inference is more difficult for sparser graphs. In addition, one of the main differences between the two networks is the rate of decay of the eigenvalues. The approach considered here may have low power for distinguishing between graphs that differ in the tail of the spectra. The Harvard vs MIT comparison appeared to be more difficult, but the graphs differed in the behavior of the top few eigenvalues and our test appears to have reasonable power in this case.

Finally, we would like to emphasize that the validity of the subsampling confidence interval hinges on a weak convergence result, which requires a non-trivial sparsity condition. Since our notion of sparsity pertains to a sequence of graphs and we only have one observation for each school, it is difficult to say whether this condition is satisfied. However, the clustering results are promising, with sensible groupings for graphs of different sizes. One would also expect the confidence intervals to be very wide if the graphs were too sparse, but this does not appear to be the case. A more pressing issue is the bias. We have taken steps to mitigate this issue, but it is also worth considering explicit bias corrections.

7. Discussion

In this paper, we establish the validity of two subsampling schemes for network data generated by the sparse graphon model. Our result demonstrates that nonparametric inference for networks is possible under conditions similar to those for other data generating processes. We also derive a weak convergence result for the nonzero eigenvalues of a wide range of sparse graphon models. While this result is of sufficient interest in itself, it also establishes conditions

under which subsampling may be used to yield asymptotically valid inferences for eigenvalues under our model.

While our result applies to a wide range of graphon models, the imposed conditions on $\{\rho_n\}_{n \in \mathbb{N}}$ suggest that one should only consider subsampling for eigenvalues when the graph is not too sparse. Our simulations also suggest that coverage depends on the magnitude of the population eigenvalue of interest. Caution must be exercised when making inferences involving eigenvalues closer to the bulk of the spectrum since in these cases, the noise term in (52) appears to decay more slowly.

We believe that there are several interesting directions for future work. It remains to be seen whether subsampling validity can be established for certain functionals of graphexes. An intermediate step would be establishing central limit theorems for count functionals of graphex processes. Our work also leaves open the possibility of more computationally tractable approaches to inference for count functionals of sparse graphons. If a weak convergence result can be shown for approximate subgraph counting methods, then subsampling validity may be established using the results in this paper.

Finally, it would be interesting to investigate the relationship between the maximum eigenvalue and the average degree for graphon models in greater detail. For general graphs, it is well-known that the maximum eigenvalue is bounded between the average degree and maximum degree. For sparse graphons, our simulations in Appendix D suggest that the maximum eigenvalue and the average degree are also highly correlated under general conditions. It would be of interest to derive conditions under which an estimator of the maximum eigenvalue of the graphon operator with an estimated sparsity parameter outperforms an oracle estimator that uses the true sparsity parameter.

Acknowledgments We are very grateful to the Texas Advanced Computing Center (TACC) for providing us with the computing resources that were needed to carry out our simulation study in a timely manner.

References

- [1] Abbe, E. (2018). Community detection and stochastic block models: Recent developments. *Journal of Machine Learning Research*, 18:1–186.
- [2] Airoldi, E. M., Blei, D. M., Fienberg, S. E., and Xing, E. P. (2008). Mixed membership stochastic blockmodels. *Journal of Machine Learning Research*, 9:1981–2014.
- [3] Aldous, D. J. (1981). Representations for partially exchangeable arrays of random variables. *Journal of Multivariate Analysis*, 11:581–598.
- [4] Ali, W., Wegner, A. E., Gaunt, R. E., Deane, C. M., and Reinert, G. (2016). Comparison of large networks with sub-sampling strategies. *Scientific Reports*, 6.
- [5] Bhattacharyya, S. and Bickel, P. J. (2015). Subsampling bootstrap of count features of networks. *Annals of Statistics*, 43:2384–2411.

- [6] Bickel, P. J. and Chen, A. (2009). A nonparametric view of network models and Newman-Girvan and other modularities. *Proceedings of the National Academy of Sciences (USA)*, 106:21068–21073.
- [7] Bickel, P. J., Chen, A., and Levina, E. (2011). The method of moments and degree distributions for network models. *Annals of Statistics*, 39:38–59.
- [8] Borgs, C., Chayes, J. T., Cohn, H., and Holden, N. (2017). Sparse exchangeable graphs and their limits via graphon processes. *Journal of Machine Learning Research*, 18:7740–7810.
- [9] Borgs, C., Chayes, J. T., Cohn, H., and Zhao, Y. (2014). An L^p theory of sparse graph convergence I: Limits, sparse random graph models, and power law distributions. *ArXiv e-prints*.
- [10] Borgs, C., Chayes, J. T., Lovász, L., Sós, V. T., and Vesztegombi, K. (2012). Convergent sequences of dense graphs II: Multiway cuts and statistical physics. *Annals of Mathematics*, 176:151–219.
- [11] Buldygin, V. and Moskvichova, K. (2013). The sub-Gaussian norm of a binary random variable. *Theory of Probability and Mathematical Statistics*, 86:33–49.
- [12] Eldridge, J., Belkin, M., and Wang, Y. (2018). Unperturbed: spectral analysis beyond Davis-Kahan. In *Proceedings of Algorithmic Learning Theory (ALT)*, volume 83, pages 321–358.
- [13] Füredi, Z. and Komlós, J. (1981). The eigenvalues of random symmetric matrices. *Combinatorica*, 1:233–241.
- [14] Gao, C., Lu, Y., and Zou, H. H. (2015). Rate-optimal graphon estimation. *Annals of Statistics*, 43:2624–2652.
- [15] Gao, C. and Ma, Z. (2019). Minimax rates in network analysis: Graphon estimation, community detection and hypothesis testing.
- [16] Ghoshdastidar, D., Gutzeit, M., Carpentier, A., and von Luxburg, U. (2017). Two-sample tests for large random graphs using network statistics. In *Conference on Learning Theory (COLT)*.
- [17] Gretton, A., Borgwardt, K. M., Raschand, M. J., Schölkopf, B., and Smola, A. (2012). A kernel two-sample test. *Journal of Machine Learning Research*, 13:723–773.
- [18] Hoff, P. D., Raftery, A. E., and Handcock, M. S. (2002). Latent space approaches to social network analysis. *Journal of the American Statistical Association*, 97(460):1090–1098.
- [19] Holland, P. W., Laskey, K., and Leinhardt, S. (1983). Stochastic block-models: First steps. *Social Networks*, 5(2):109 – 137.
- [20] Hoover, D. N. (1979). *Relations on probability spaces arrays of random variables*. Institute for Advanced Study, RI.
- [21] Karrer, B. and Newman, M. E. J. (2011). Stochastic blockmodels and community structure in networks. *Physical Review E*, 83(016107):1–24.
- [22] Kasy, M. (2018). Uniformity and the delta method. *Journal of Econometric Methods*, 8(1).
- [23] Klopp, O., Tsybakov, A., and Verzelen, N. (2017). Oracle inequalities for network models and sparse graphon estimation. *Annals of Statistics*, 45:316354.

- [24] Koltchinskii, V. and Giné, E. (2001). Random matrix approximation of spectra of integral operators. *Bernoulli*, 6(1):1–24.
- [25] Lei, J. (2018). Network representation using graph root distributions. *ArXiv e-prints*.
- [26] Lovász, L. (2012). *Large Networks and Graph Limits*. American Mathematical Society Colloquium Publications, Providence, Rhode Island.
- [27] O’Rourke, S., Vu, V., and Wang, K. (2018). Random perturbation of low rank matrices: Improving classical bounds. *Linear Algebra and its Applications*, 540:26–59.
- [28] Politis, D. N., Romano, J. P., and Wolf, M. (1999). *Subsampling*. Springer, New York.
- [29] Rastelli, R., Friel, N., and Raftery, A. E. (2016). Properties of latent variable network models. *Network Science*, 4:407–432.
- [30] Romano, J. P. and Shaikh, A. M. (2012). On the uniform asymptotic validity of subsampling and the bootstrap. *Annals of Statistics*, 40:2798–2822.
- [31] Rubin-Delanchy, P., Priebe, C. E., Tang, M., and Cape, J. (2018). A statistical interpretation of spectral embedding: the generalised random dot product graph. *ArXiv e-prints*.
- [32] Serfling, R. J. (1980). *Approximation Theorems of Mathematical Statistics*. Wiley, New York.
- [33] Stein, E. M. and Shakarchi, R. (2009). *Real Analysis: Measure Theory, Integration, and Hilbert Spaces*. Princeton University Press, Princeton, NJ.
- [34] Tang, M., Athreya, A., Sussman, D. L., Lyzinski, V., and Priebe, C. E. (2017). A nonparametric two-sample hypothesis testing problem for random graphs. *Bernoulli*, 23:1599–1630.
- [35] Traud, A. L., Kelsic, E. D., Mucha, P. J., and Porter, M. A. (2012). Social structure of Facebook networks. *Physica A: Statistical Mechanics and its Applications*, 391:4165–4180.
- [36] van Zwet, W. R. (1984). A Berry-Esseen bound for symmetric statistics. *Zeitschrift für Wahrscheinlichkeitstheorie und Verwandte Gebiete*, 66:425–440.
- [37] Veitch, V. and Roy, D. P. (2015). The class of random graphs arising from exchangeable random measures. *ArXiv e-prints*.
- [38] Veitch, V. and Roy, D. P. (2019). Sampling and estimation for (sparse) exchangeable random graphs. *Annals of Statistics* (forthcoming).
- [39] Vu, V. (2007). Spectral norm of random matrices. *Combinatorica*, 27:721–736.
- [40] Wong, K. C. and Tewari, A. (2017). Lasso guarantees for β -mixing heavy tailed time series. *ArXiv e-prints*.
- [41] Young, S. J. and Scheinerman, E. R. (2007). Random dot product graph models for social networks. In *Proceedings of the 5th international conference on algorithms and models for the web-graph*, pages 138–149.

Appendices

Appendix A: Proofs for Section 2: General Theorems for Subsampling

A1. Proof of Theorem 2.2

Define the following quantity:

$$U_{n,b}(t, P_n) = \frac{1}{N} \sum_{i=1}^N \mathbb{1} \left(\tau_b[\hat{\theta}_{n,b,i}(G_n) - \theta(G_\infty)] \leq t \right) \quad (38)$$

It suffices to show that $U_{n,b}(t, P_n) \xrightarrow{P} J(t, P_\infty)$ at the continuity points of $J(\cdot, P_\infty)$.

Let $f(j_1, j_2, \dots, j_b) = \mathbb{1} \left(\tau_b[\hat{\theta}_{n,b,i}(G_n) - \theta(G_\infty)] \leq t \right)$ denote the kernel corresponding to subgraph induced by the nodes (j_1, j_2, \dots, j_b) . Furthermore, let $k = \lfloor \frac{n}{b} \rfloor$ and define:

$$F(j_1, \dots, j_n) = \frac{f(j_1, \dots, j_b) + f(j_{b+1}, \dots, j_{2b}) + \dots + f(j_{(k-1)b+1}, \dots, j_n)}{k} \quad (39)$$

Letting \sum_σ denote summation over all $n!$ permutations (j_1, \dots, j_n) of $\{1, \dots, n\}$, we may use the Hoeffding representation to express $U_{n,b}$ as:

$$U_{n,b} = \frac{1}{n!} \sum_\sigma F(\sigma(j_1), \dots, \sigma(j_n)) \quad (40)$$

Now, by independence of induced subgraphs with disjoint node sets, we have that $F(\sigma(j_1), \dots, \sigma(j_n))$ is a sum of independent random variables. Therefore, using analogous reasoning the proof for Hoeffding's inequality for U-Statistics (c.f. Serfling [32], Theorem A p.201):

$$P(|U_{n,b}(t, P_n) - \mathbb{E}[U_{n,b}(t, P_n)]| > \epsilon) < 2 \exp\left(\frac{-Cb\epsilon^2}{n}\right)$$

Since $\mathbb{E}[U_{n,b}(t, P_n)] = J_{n,b}(t, P_n)$ and $J_{n,b}(t, P_n) \rightarrow J(t, P_\infty)$, part **i.** follows. Parts **ii.** – **iii** follow based on arguments analogous to Politis et al. [28]. \square

A2. Proof of Theorem 2.4

We will again show only **i.** Define the following functional:

$$V_{n,B}(t, P_n) = \frac{1}{M} \sum_{i=1}^M \mathbb{1} \left(\tau_{B_i}[\hat{\theta}_{n,B_i,i}(\text{Smpl}_p(G_n)) - \theta(G_\infty)] \leq t \right) \quad (41)$$

Note that the normalization parameter τ_{B_i} is now random. We will show that it still suffices to control $V_{n,B}(t, P_n)$. Observe that:

$$L'_{n,B}(t, P_n) = \frac{1}{M} \sum_{i=1}^M \mathbb{1} \left(\tau_{B_i} \left[\hat{\theta}_{n,B_i,i}(\text{Smpl}_p(G_n)) - \theta(G_\infty) \right] - \tau_{B_i} [\hat{\theta}_n(G_n) - \theta(G_\infty)] \leq t \right)$$

For $\epsilon > 0$, define the random variable:

$$\chi_{n,i} = \mathbb{1} \left(\tau_{B_i} \left| \hat{\theta}_n(G_n) - \theta(G_\infty) \right| > \epsilon \right) \quad (42)$$

For any $\delta > 0$, let A_n denote the corresponding event:

$$A_n = \left\{ \frac{1}{M} \sum_{i=1}^M \chi_{n,i} > \delta \right\} \quad (43)$$

We will show that $P(A_n) \rightarrow 0$ for any $\epsilon > 0$ and $\delta > 0$. By Markov's inequality:

$$P(A_n) \leq \frac{\mathbb{E}[\chi_{n,i}]}{\delta}$$

Now, since $0 \leq B_i \leq \sum_{j=1}^n X_{ij}^{(n)}$ and $\frac{1}{n} \sum_{j=1}^n X_{ij}^{(n)} \xrightarrow{P} 0$, it follows that $B_i/n \xrightarrow{P} 0$. Therefore, by continuous mapping theorem, $\tau_{B_i}/\tau_n \xrightarrow{P} 0$. By Slutsky's theorem, we have that $\mathbb{E}[\chi_{n,i}] \rightarrow 0$ and thus, $P(A_n) \rightarrow 0$ for any $\delta > 0$ and $\epsilon > 0$. We will now bound $L'_{n,B}(t, P_n)$ on A_n^c . Observe that:

$$V_{n,B}(t - \epsilon, P_n) - \frac{1}{M} \sum_{i=1}^M \chi_{n,i} \leq L'_{n,B}(t, P_n) \leq V_{n,B}(t + \epsilon, P_n) + \frac{1}{M} \sum_{i=1}^M \chi_{n,i}$$

For $\epsilon > 0$ small enough, note that $t \pm \epsilon$ can be chosen so that they are continuity points of $J(\cdot, P_\infty)$. Furthermore, for any $\delta > 0$, choose $\epsilon > 0$ so that $|J(t \pm \epsilon, P_\infty) - J(t, P_\infty)| < \delta$. If $V_{n,B}(t, P_n) \xrightarrow{P} J(t, P_\infty)$, then we have that, with probability tending to 1:

$$\begin{aligned} J(t - \epsilon, P_\infty) - 2\delta &\leq L'_{n,B}(t, P_n) \leq J(t + \epsilon, P_\infty) + 2\delta \\ \implies J(t, P_\infty) - 3\delta &\leq L'_{n,B}(t, P_n) \leq J(t, P_\infty) + 3\delta \end{aligned}$$

Hence, it suffices to show $V_{n,B}(t, P_n) \xrightarrow{P} J(t, P_\infty)$ to establish **i**. We will now approximate $V_{n,B}(t, P_n)$ with a suitable linear combination of U-statistics. Let $Y_i^{(n)} = \sum_{j=1}^n X_{ij} \sim \text{Binom}(n, p_n)$ and $q_j = P(Y_1^{(n)} = j)$. Furthermore, let $N_j = \binom{n}{j}$. Let $\{G_{n,j,i}^*\}_{1 \leq i \leq N_j}$ represent subgraphs formed by taking induced subgraphs with j vertices, arranged in any order, with isolated vertices removed. Further let $j^* = |\mathcal{V}(G_{n,j,i}^*)|$; note that $\hat{\theta}_{n,j^*,i}(\cdot)$ is itself now a random function through j^* . Observe that:

$$\mathbb{E}[V_{n,B}(t, P_n) \mid G_n] = \sum_{j=0}^n q_j \left\{ \frac{1}{N_j} \sum_{i=1}^{N_j} \mathbb{1} \left(\tau_{j^*} [\hat{\theta}_{n,j^*,i}(G_{n,j,i}^*) - \theta(G_\infty)] \leq t \right) \right\}$$

Now conditional on G_n , $V_{n,b}(t, P_n)$ is a sum of independent random variables bounded by 1. By Hoeffding's inequality, since $M \rightarrow \infty$:

$$P(|V_{n,b}(t, P_n) - \mathbb{E}[V_{n,b}(t, P_n) | G_n]| > \epsilon | G_n) \leq 2 \exp(-2M\epsilon^2) \rightarrow 0$$

Therefore, $V_{n,B}(t, P_n) - \mathbb{E}[V_{n,B}(t, P_n) | G_n] \xrightarrow{P} 0$ unconditionally.

Now, we will further approximate $\mathbb{E}[V_{n,B}(t, P_n) | G_n]$ with another linear combination of U-statistics that excludes p-subsample sizes that are unlikely to be chosen. This will allow us to show that $\mathbb{E}[V_{n,B}(t, P_n) | G_n]$ concentrates around its expectation under the assumed conditions. Let $C_n = \{l_n, l_n + 1, \dots, u_n\}$, where $c_n = 3\sqrt{np_n \log n}$, $l_n = \lfloor np_n - c_n \rfloor$ and $u_n = \lceil np_n + c_n \rceil$. We have that $P(Y_1^{(n)} \notin C_n) \rightarrow 0$. Now define:

$$\bar{U}_n(t, P_n) := \sum_{j \in C_n} q_j \left\{ \frac{1}{N_j} \sum_{i=1}^{N_j} \mathbb{1} \left(\tau_{j^*} [\hat{\theta}_{n,j^*,i}(G_{n,j,i}^*) - \theta(G_\infty)] \leq t \right) \right\} \quad (44)$$

We have that $\bar{U}_n(t, P_n) - \mathbb{E}[\bar{U}_n(t, P_n) | G_n] \xrightarrow{P} 0$. Furthermore, by convexity of the exponential function and Jensen's inequality:

$$P(|\bar{U}_n(t, P_n) - \mathbb{E}[\bar{U}_n(t, P_n)]| > \epsilon) \leq 2 \left(\sum_{j \in C_n} q_j \right)^{-1} \sum_{j \in C_n} q_j \exp \left\{ \frac{-2j\epsilon^2}{\left(\sum_{j \in C_n} q_j \right)^2 n} \right\} \rightarrow 0$$

since $u_n = o(n)$. Now, the result will follow if we can show that $\mathbb{E}[\bar{U}_n(t, P_n)] - J(t, P_\infty) \rightarrow 0$. Let \mathcal{E}_j denote the event that none of the nodes of a random graph with j vertices are isolated. We will start by deriving an upper bound. For each j , by law of total probability partitioning on $\{\mathcal{E}_j, \mathcal{E}_j^c\}$, observe that:

$$\begin{aligned} & \sum_{j \in C_n} q_j P(\tau_{j^*} [\hat{\theta}_{n,j^*,i}(G_{n,j,i}^*) - \theta(G_\infty)] \leq t) - J(t, P_\infty) \\ & \leq \sum_{j \in C_n} q_j [J_{n,j}(t, P_n) - J(t, P_\infty)] + \sum_{j \in C_n} q_j P(\mathcal{E}_j^c) + \left(1 - \sum_{j \in C_n} q_j \right) J(t, P_\infty) \end{aligned}$$

Since $\sup_{j \in C_n} |J_{n,j}(t, P_n) - J(t, P_\infty)| \rightarrow 0$ and $\sum_{j \in C_n} q_j < 1$, the first term may be upper bounded by $\epsilon/3$ for any $\epsilon > 0$. By similar reasoning, the second term is bounded by $\epsilon/3$. Finally, for the third term we have that $J(t, P_\infty) \leq 1$ and $1 - \sum_{j \in C_n} q_j \rightarrow 0$, therefore this term may also be bounded by $\epsilon/3$. For the lower bound, observe that, by inclusion-exclusion principle:

$$\begin{aligned} & \sum_{j \in C_n} q_j P(\tau_{B_i} [\hat{\theta}_{n,j^*,i}(G_{n,j^*,i}^*) - \theta(G_\infty)] \leq t) - J(t, P_\infty) \\ & \geq \sum_{j \in C_n} q_j [J_{n,j}(t, P_n) - J(t, P_\infty)] + \sum_{j \in C_n} q_j [P(\mathcal{E}_j) - 1] + \left(1 - \sum_{j \in C_n} q_j \right) J(t, P_\infty) \end{aligned}$$

Now, the lower bound may be shown by an analogous argument to the upper bound, and the result follows. \square

Appendix B: Proofs for Section 3: On the Uniform Validity of Vertex Subsampling

B1. Proof of Theorem 3.1

By Lemma A.1 (vii) [30], if

$$P\left(\sup_{t \in \mathbb{R}} |L_{n,b}(t, P_n) - J_n(t, G_n)| \leq \epsilon\right) > 1 - \delta \quad (45)$$

then it follows that:

$$P\left(\tau_n[\hat{\theta}_n(G_n) - \theta(G_\infty)] \leq c_{n,b}(1 - \alpha)\right) \geq 1 - (\alpha + \epsilon + \delta) \quad (46)$$

Therefore, it suffices to show that for any $\epsilon > 0$, there exists N such that for all $n > N$ and for any $\delta > 0$, the relation (45) holds uniformly in \mathcal{P}_n . To this end, notice that we may bound the complement of (45) by:

$$\begin{aligned} 1 - & \left[\sup_{P \in \mathcal{P}_n} P\left(\sup_{t \in \mathbb{R}} |L_{n,b}(t, P_n) - U_{n,b}(t, P_n)| > \epsilon/3\right) \right. \\ & + \sup_{P \in \mathcal{P}_n} P\left(\sup_{t \in \mathbb{R}} |U_{n,b}(t, P_n) - J_{n,b}(t, P_n)| > \epsilon/3\right) \\ & \left. + \sup_{P \in \mathcal{P}_n} \mathbb{1}\left(\sup_{t \in \mathbb{R}} |J_{n,b}(t, P_n) - J_n(t, P_n)| > \epsilon/3\right) \right] \end{aligned}$$

It suffices to upper bound the second term; the other terms converge to 0 by assumption. Using analogous reasoning to Theorem 2.1 [30] with the Hoeffding representation used in (40), we have the following bound:

$$\begin{aligned} & \sup_{P \in \mathcal{P}_n} P\left(\sup_{t \in \mathbb{R}} |U_{n,b}(t, P_n) - J_{n,b}(t, P_n)| > \epsilon\right) \\ & \leq \frac{1}{\epsilon} \sup_{P \in \mathcal{P}_n} \mathbb{E} \left[\frac{1}{n!} \sum_{\sigma} \sup_{t \in \mathbb{R}} |F(j_{\sigma(1)}, \dots, j_{\sigma(n)}; t) - J_{n,b}(t, P_n)| \right] \\ & \leq \frac{1}{\epsilon} \sup_{P \in \mathcal{P}_n} \int_0^1 P\left(\sup_{t \in \mathbb{R}} |F(j_1, \dots, j_n; t) - J_{n,b}(t, P_n)| > u\right) du \rightarrow 0 \end{aligned}$$

where the last line follows from the Dvoretzky-Kiefer-Wolfowitz inequality. \square

B2. Proof of Theorem 3.2

It suffices to bound:

$$\begin{aligned} 1 - & \left[\sup_{P \in \mathcal{P}_n} P\left(\sup_{t \in \mathbb{R}} |L'_{n,b}(t, P_n) - V_{n,b}(t, P_n)| > \epsilon/3\right) \right. \\ & + \sup_{P \in \mathcal{P}_n} P\left(\sup_{t \in \mathbb{R}} |V_{n,b}(t, P_n) - J(t, P_n)| > \epsilon/3\right) \\ & \left. + \sup_{P \in \mathcal{P}_n} \mathbb{1}\left(\sup_{t \in \mathbb{R}} |J_n(t, P_n) - J(t, P_n)| > \epsilon/3\right) \right] \end{aligned}$$

What remains is bounding the second term above. Conditional on G_n , observe that $V_{n,B}(\cdot, P_n)$ may be interpreted as an empirical CDF of IID random variables with CDF $\mathbb{E}[V_{n,B}(\cdot, P_n) | G_n]$. Therefore, by Dvoretzky-Kiefer-Wolfowitz inequality:

$$P \left(\sup_{t \in \mathbb{R}} |V_{n,B}(t, P_n) - \mathbb{E}[V_{n,B}(t, P_n) | G_n]| > \epsilon \right) \leq \exp(-2M\epsilon^2)$$

Recall the representation:

$$\mathbb{E}[V_{n,B}(t, P_n) | G_n] = \sum_{j=0}^n q_j \left\{ \frac{1}{N_j} \sum_{i=1}^{N_j} \mathbb{1} \left(\tau_{j^*} [\hat{\theta}_{n,j^*,i}(G_{n,j,i}^*) - \theta(G_\infty)] \leq t \right) \right\}$$

Now observe that:

$$\begin{aligned} & \sup_{P \in \mathcal{P}_n} P \left(\sup_{t \in \mathbb{R}} |\mathbb{E}[V_{n,B}(t, P_n) | G_n] - J(t, P_n)| > \epsilon \right) \\ & \leq \frac{1}{\epsilon} \sup_{P \in \mathcal{P}_n} \sum_{j=0}^n q_j \mathbb{E} \left[\sup_{t \in \mathbb{R}} \left| \frac{1}{N_j} \sum_{i=1}^{N_j} \mathbb{1} \left(\tau_{j^*} [\hat{\theta}_{n,j^*,i}(G_{n,j,i}^*) - \theta(G_\infty)] \leq t \right) - P \left(\tau_{j^*} [\hat{\theta}_{n,j^*,i}(G_{n,j,i}^*) - \theta(G_\infty)] \leq t \right) \right| \right] \\ & \quad + \frac{1}{\epsilon} \sup_{P \in \mathcal{P}_n} \sum_{j=0}^n q_j \sup_{t \in \mathbb{R}} \left| P \left(\tau_{j^*} [\hat{\theta}_{n,j^*,i}(G_{n,j,i}^*) - \theta(G_\infty)] \leq t \right) - J_{n,j}(t, P_n) \right| \\ & \quad + \frac{1}{\epsilon} \sup_{P \in \mathcal{P}_n} \sum_{j=0}^n q_j \sup_{t \in \mathbb{R}} |J_{n,j}(t, P_n) - J(t, P_\infty)| \\ & = \mathbf{I} + \mathbf{II} + \mathbf{III} \end{aligned}$$

Similar to the proof of Theorem 2.4, we will restrict our attention to subsample sizes that are chosen with high probability. Recall that $C_n = \{l_n, l_n + 1, \dots, u_n\}$, where $c_n = 3\sqrt{np_n \log n}$, $l_n = \lfloor np_n - c_n \rfloor$ and $u_n = \lceil np_n + c_n \rceil$. Furthermore, let $F^{(j)}(j_1, \dots, j_n)$ be a sum of independent elements analogous to (39), with a kernel of size j corresponding to $\mathbb{1} \left(\tau_{j^*} [\hat{\theta}_{n,j^*,i}(G_{n,j,i}^*) - \theta(G_\infty)] \leq t \right)$. For **I**, we have that:

$$\frac{1}{\epsilon} \sum_{j \in C_n} q_j \int_0^1 P \left(\sup_{t \in \mathbb{R}} |F^{(j)}(j_1, \dots, j_n; t) - \mathbb{E}[F^{(j)}(j_1, \dots, j_n; t)]| > u \right) du \rightarrow 0 \quad (47)$$

Since $(1 - \sum_{j \in C_n} q_j) \rightarrow 0$, **I** $\rightarrow 0$. Now, since deletion of isolated nodes is uniformly negligible, following similar reasoning to the proof of Theorem 2.4, **II** $\rightarrow 0$. **III** $\rightarrow 0$ by assumption and the fact that $(1 - \sum_{j \in C_n} q_j) \rightarrow 0$. \square

B3. Proof of Proposition 3.3

For the sequence $\{b_n\}_{n \in \mathbb{N}}$, we will begin by establishing:

$$\sup_{P_n \in \mathcal{P}_n} \sup_{t \in \mathbb{R}} |J_{n,b}(t, P_n) - J_n(t, P_n)| \rightarrow 0$$

By triangle inequality, we may further reduce this problem to showing:

$$\sup_{P_n \in \mathcal{P}_n} \sup_{t \in \mathbb{R}} |J_{n,b}(t, P_n) - J(t, P_\infty)| \rightarrow 0, \quad \sup_{P_n \in \mathcal{P}_n} \sup_{t \in \mathbb{R}} |J_n(t, P_n) - J(t, P_\infty)| \rightarrow 0$$

Since $b_n \leq n$, it will turn out that establishing convergence for the first term above implies convergence of the second term. Furthermore, since the posited limit is continuous, it suffices to show convergence in distribution due to Polyá's Theorem. In essence, we will use a triangular array central limit theorem to establish convergence in distribution of a dominant term for any sequence $\{P_n\}_{n \in \mathbb{N}}$ and show that the remainder terms converge in probability uniformly over \mathcal{P}_n . Weak convergence would then follow from Slutsky's Theorem.

The proof strategy largely follows the proof of Theorem 1 of Bickel et al. [7]. However, the estimation of ρ_n turns out to be a non-negligible perturbation, so we do not include it in our analysis below. We also show that the censoring related to the sparsity sequence is negligible for count statistics under more general conditions than those for eigenvalue statistics. Finally, we verify that the bounds indeed hold uniformly over a large class of distributions. Now, let:

$$\begin{aligned} U_1 &= \rho_n^{-e} \sum_{S \subset G_{n,b}, S \sim R} T(S) - \mathbb{E}[T(S) \mid \boldsymbol{\xi}_n] \\ U_2 &= \mathbb{E}[\hat{P}(R) \mid \boldsymbol{\xi}_n] \rho_n^{-e} - \tilde{P}(R) \end{aligned} \tag{48}$$

where $T(S)$ is given by:

$$T(S) = \frac{1}{\binom{b_n}{p} |\text{Iso}(R)|} \prod_{(i,j) \in \mathcal{E}(S)} A_{ij} \tag{49}$$

We will start by showing that $\sup_{P_n \in \mathcal{P}_n} \sqrt{b_n} U_1 = o_P(1)$. We have that:

$$\text{Var}(U_1) = \sum_{S_1 \sim R, S_2 \sim R} \text{Cov}(T(S_1), T(S_2)) \rho_n^{-2q}$$

Using analogous reasoning to the above reference, observe that the covariance is zero for $\mathcal{E}(S_1) \cap \mathcal{E}(S_2) = \emptyset$; therefore it suffices to consider S_1, S_2 such that $S_1 \cap S_2$ has c vertices and d edges in common. Since $A_{ij}^2 = A_{ij}$ and $|\mathcal{E}(S_1 \cup S_2)| = 2q - d$, we have that:

$$\begin{aligned} \mathbb{E}[T(S_1)T(S_2)] &= \mathbb{E} \left[\prod_{(i,j) \in \overline{S_1 \cap S_2}} A_{ij} \prod_{(i,j) \in S_1 \cap S_2} A_{ij}^2 \right] \\ &= \mathbb{E} \left[\prod_{(i,j) \in S_1 \cup S_2} A_{ij} \right] \\ &\leq \rho_n^{2q-d} \mathbb{E} \left[(w(\xi_i, \xi_j) \wedge \rho_n^{-1})^{2q-d} \right] \\ &\leq \rho_n^{2q-d} \mathbb{E} [w^{2q-d}(\xi_i, \xi_j)] \end{aligned}$$

Observe that for $\mathbb{E}[T(S_1)] \cdot \mathbb{E}[T(S_2)]$ we have the bound $\rho_n^{2q} \mathbb{E}[w^q(\xi_i, \xi_j)]^2$. Therefore, $\text{Cov}(T(S_1), T(S_2)) \leq \rho_n^{2q-d} \{\mathbb{E}[w^{2q}(\xi_i, \xi_j)] \wedge 1\}$. As observed in [7], there are $O(n^{2p-c})$ terms with c vertices in common, so that the total contribution of these terms to $\text{Var}(U_1)$ is, uniformly of $P_n \in \mathcal{P}_n$:

$$O\left(n^{-c} \rho_n^{-d} \int w^{2q}(u, v) du dv\right)$$

Therefore, under the assumption that $\inf_{P_n \in \mathcal{P}_n} b_n \rho_n \rightarrow \infty$, we have that, for any acyclic graph or p -cycle, by law of total variance:

$$\sup_{P_n \in \mathcal{P}_n} \text{Var}(U_1)/b_n = \sup_{P_n \in \mathcal{P}_n} \mathbb{E}[\text{Var}(U_1 | \xi_n)]/b_n \rightarrow 0$$

Therefore, by Chebychev's inequality $\sqrt{b_n} U_1 \xrightarrow{P} 0$, uniformly in \mathcal{P}_n . Now, we will bound U_2 . We will further approximate U_2 and show that the remainder is uniformly negligible. Let:

$$\begin{aligned} V_1 &= \frac{1}{\binom{b_n}{p} |\text{Iso}(R)|} \sum_{S \subset G_{n,b}, S \sim R} \prod_{(i,j) \in S} w(\xi_i, \xi_j) \\ V_2 &= \frac{1}{\binom{b_n}{p} |\text{Iso}(R)|} \sum_{S \subset G_{n,b}, S \sim R} \prod_{(i,j) \in S} w(\xi_i, \xi_j) \wedge \rho_n^{-1} \\ V_3 &= \frac{1}{\binom{b_n}{p} |\text{Iso}(R)|} \sum_{S \subset G_{n,b}, S \sim R} \prod_{(i,j) \in S} w(\xi_i, \xi_j) \wedge \rho_n^{-1} \prod_{(i,j) \in \bar{S}} (1 - h_n(\xi_i, \xi_j)) \end{aligned} \quad (50)$$

Further let $U_4 = V_1 - \mathbb{E}[V_1]$ and observe that $U_2 = V_3 - \mathbb{E}[V_3]$; we will show that $\sqrt{b_n} U_2$ may be well approximated by $\sqrt{b_n} U_4$, uniformly over \mathcal{P}_n . By Chebychev's inequality again, we have that:

$$P\left(\left|\sqrt{b_n}(V_2 - \mathbb{E}[V_2]) - \sqrt{b_n}(V_3 - \mathbb{E}[V_3])\right| > \epsilon\right) \leq \frac{b_n \text{Var}(V_2 - V_3)}{\epsilon^2}$$

Now observe that $V_1 - V_2$ is a U-statistic of order c . Therefore, by Lemma A of Serfling [32], page 183 and the c_r inequality, for some $(k, l) \in \bar{S}$:

$$\begin{aligned} \text{Var}(V_2 - V_3) &\leq \frac{c}{b_n} \mathbb{E} \left[\left(\frac{1}{|\text{Iso}(R)|} \sum_{\nu(S)=\{1, \dots, p\}, S \sim R} \prod_{(i,j) \in S} w(\xi_i, \xi_j) \wedge \rho_n^{-1} \left[1 - \prod_{(i,j) \in \bar{S}} (1 - \rho_n w(\xi_i, \xi_j) \wedge 1) \right] \right)^2 \right] \\ &\leq \frac{c}{b_n |\text{Iso}(R)|} \mathbb{E} \left[\left(\prod_{(i,j) \in S} w(\xi_i, \xi_j) \wedge \rho_n^{-1} \times \rho_n w(\xi_k, \xi_l) \wedge 1 \right)^2 \right] \\ &\leq \rho_n^2 \frac{c \int_{[0,1]^2} w^{2d+1}(u, v) du dv}{b_n |\text{Iso}(R)|} \end{aligned}$$

Under our assumptions, $b_n \text{Var}(V_2 - V_3) \rightarrow 0$ uniformly in \mathcal{P}_n . Now we will show $\sqrt{b_n}(V_1 - V_2)$ is asymptotically negligible. Observe that the function $g(x) = \prod_{i=1}^d x_i$ satisfies the relation:

$$\begin{aligned} |g(x) - g(y)| &\leq (\|x\|_\infty^{d-1} + \|y\|_\infty^{d-1}) \|x - y\|_\infty \\ \implies |g(x) - g(y)|^2 &\leq (\|x\|_\infty^{d-1} + \|y\|_\infty^{d-1})^2 \|x - y\|_\infty^2 \\ \implies |g(x) - g(y)|^2 &\leq (\|x\|_\infty^{2(d-1)} + 2\|x\|_\infty^{d-1}\|y\|_\infty^{d-1} + \|y\|_\infty^{2(d-1)}) \|x - y\|_\infty^2 \end{aligned}$$

Therefore, it follows that $\text{Var}(\sqrt{b_n}(V_1 - V_2))$ is upper bounded by:

$$\begin{aligned} &\frac{c}{|\text{Iso}(R)|} \mathbb{E} \left[\left(\prod_{(i,j) \in S} w(\xi_i, \xi_j) \wedge \rho_n^{-1} - \prod_{(i,j) \in S} w(\xi_i, \xi_j) \right)^2 \right] \\ &\leq \frac{c}{|\text{Iso}(R)|} \mathbb{E} \left[\left\{ \left(\max_{(i,j) \in S} w(\xi_i, \xi_j) \wedge \rho_n^{-1} \right)^{2(d-1)} + 2 \left(\max_{(i,j) \in S} w(\xi_i, \xi_j) \wedge \rho_n^{-1} \right)^{d-1} \left(\max_{(i,j) \in S} w(\xi_i, \xi_j) \right)^{d-1} \right. \right. \\ &\quad \left. \left. + \left(\max_{(i,j) \in S} w(\xi_i, \xi_j) \right)^{2(d-1)} \right\} \times \max_{(i,j) \in S} |w(\xi_i, \xi_j) \wedge \rho_n^{-1} - w(\xi_i, \xi_j)|^2 \right] \\ &\leq \frac{4c}{|\text{Iso}(R)|} \mathbb{E} \left[\max_{(i,j) \in S} w^{2d}(\xi_i, \xi_j) \mathbb{1} \left(\max_{(i,j) \in S} w(\xi_i, \xi_j) > \rho_n^{-1} \right) \right] \end{aligned}$$

Since $\sup_{w \in \mathcal{W}} \mathbb{E}[w^{2d}(\xi_i, \xi_j)] < \infty$, it follows that:

$$\sup_{w \in \mathcal{W}} \mathbb{E} \left[\max_{(i,j) \in S} w^{2d}(\xi_i, \xi_j) \right] \leq \sup_{w \in \mathcal{W}} d \times \mathbb{E} [w^{2d}(\xi_i, \xi_j)] < \infty$$

Therefore, it follows that the collection $\{\max_{(i,j) \in S} w^{2d}(\xi_i, \xi_j)\}_{w \in \mathcal{W}}$ is uniformly integrable, and furthermore, since $\inf_{P_n \in \mathcal{P}_n} \rho_n^{-2d} \rightarrow \infty$, we have that the above term converges to 0 uniformly in \mathcal{P}_n . Now, we have that $\sqrt{b}U_4$ converges to a Normal distribution under our assumptions for any sequence $\{P_n\}_{n \in \mathbb{N}}$ by a Lindeberg Central Limit Theorem applied to the dominant term of the Hoeffding projection. Finally it suffices to verify that:

$$\lim_{n \rightarrow \infty} \sup_{P \in \mathcal{P}_n} P \left(\sup_{t \in \mathbb{R}} |L_{n,b}(t, P_n) - U_{n,b}(t, P_n)| > \epsilon \right) = 0$$

By triangle inequality, the quantity above is bounded by:

$$\sup_{P \in \mathcal{P}_n} P \left(\sup_{t \in \mathbb{R}} |L_{n,b}(t, P_n) - J_{n,b}(t, P_n)| > \epsilon \right) + \sup_{P \in \mathcal{P}_n} P \left(\sup_{t \in \mathbb{R}} |U_{n,b}(t, P_n) - J_{n,b}(t, P_n)| > \epsilon \right)$$

The second term was bounded in the proof of Theorem 3.1; it suffices to control the first term. For each $\omega \in \Omega$, we may write:

$$\begin{aligned} &\sup_{t \in \mathbb{R}} |L_{n,b}(t, P_n) - J_{n,b}(t, P_n)| \\ &= \max \left(\sup_{t^+(\omega) \in \mathbb{R}} \left\{ L_{n,b}(t, P_n) - J_{n,b}(t, P_n) \right\}, \sup_{t^-(\omega) \in \mathbb{R}} \left\{ J_{n,b}(t, P_n) - L_{n,b}(t, P_n) \right\} \right) \end{aligned}$$

where $t^+(\omega)$ and $t^-(\omega)$ are defined as t such that the differences above are nonnegative. Now by union bound, we have that:

$$\begin{aligned} & P\left(\sup_{t \in \mathbb{R}} |L_{n,b}(t, P_n) - J_{n,b}(t, P_n)| > \epsilon\right) \\ & \leq P\left(\sup_{t^+(\omega) \in \mathbb{R}} \left\{L_{n,b}(t, P_n) - J_{n,b}(t, P_n)\right\} > \epsilon\right) + P\left(\sup_{t^-(\omega) \in \mathbb{R}} \left\{J_{n,b}(t, P_n) - L_{n,b}(t, P_n)\right\} > \epsilon\right) \end{aligned}$$

We will bound the first term; the bound for the second term is analogous. Define the event:

$$A_n = \left\{ \sqrt{b} \left| \hat{\theta}_n(G_n) - \theta(G_\infty) \right| \leq a_n \right\} \quad (51)$$

We may choose $a_n \rightarrow 0$ such that $P(A_n) \rightarrow 1$. Now by law of total probability:

$$\begin{aligned} & \sup_{P_n \in \mathcal{P}_n} P\left(\sup_{t^+(\omega) \in \mathbb{R}} \left\{L_{n,b}(t, P_n) - J_{n,b}(t, P_n)\right\} > \epsilon\right) \\ & \leq \sup_{P_n \in \mathcal{P}_n} P\left(\sup_{t^+(\omega) \in \mathbb{R}} \left\{U_{n,b}(t + a_n, P_n) - J_{n,b}(t, P_n)\right\} > \epsilon\right) + \sup_{P_n \in \mathcal{P}_n} P(A_n^c) \\ & \leq \sup_{P_n \in \mathcal{P}_n} P\left(\sup_{t \in \mathbb{R}} |U_{n,b}(t + a_n, P_n) - J_{n,b}(t + a_n, P_n)| > \epsilon/3\right) \\ & \quad + \sup_{P_n \in \mathcal{P}_n} \mathbb{1}\left(\sup_{t \in \mathbb{R}} |J_{n,b}(t + a_n, P_n) - J(t + a_n, P_\infty)| > \epsilon/3\right) \\ & \quad + \sup_{P_n \in \mathcal{P}_n} \mathbb{1}\left(\sup_{t \in \mathbb{R}} |J(t + a_n, P_\infty) - J(t, P_\infty)| > \epsilon/3\right) + \sup_{P_n \in \mathcal{P}_n} P_n(A_n^c) \\ & = \mathbf{I} + \mathbf{II} + \mathbf{III} + \mathbf{IV} \end{aligned}$$

By similar reasoning to Theorem 3.1, $\mathbf{I} \rightarrow 0$. By Polya's Theorem, $\mathbf{II} \rightarrow 0$. For \mathbf{III} , since $\sigma^2(P_\infty) \geq c^2$ for some $c^2 > 0$, we have that:

$$\mathbf{III} \leq \frac{a_n}{\sqrt{2\pi c}} \rightarrow 0$$

Finally, we have that $\mathbf{IV} \rightarrow 0$ since $P(A_n^c) \rightarrow 0$. The negative case is analogous. \square

Remark 5. Using a Berry-Esseen Theorem for U -Statistics due to van Zwet [36], one may also derive finite sample bounds. However, the rates heavily depend on $\{\rho_n\}_{n \in \mathbb{N}}$ and stronger integrability conditions are required.

Remark 6. The above argument may be easily generalized to yield uniform validity for subsampled estimators with sparsity parameter ρ_n estimated on the size n sample. Formally, it suffices to show: $\lim_{n \rightarrow \infty} \sup_{P \in \mathcal{P}_n} P(\sup_{t \in \mathbb{R}} |\hat{L}_{n,b}(t, P_n) - U_{n,b}(t, P_n)| > \epsilon) = 0$.

Appendix C: Proof of Section: Weak Convergence of Nonzero Eigenvalues of Sparse Graphons

C1. Proof of Theorem 4.1

Consider the following decomposition:

$$\begin{aligned} Z_{n,r} &= \lambda_r(A^{(n)}/\sqrt{n}\rho_n) - \lambda_r(P^{(n)}/\sqrt{n}\rho_n) \\ &\quad + \lambda_r(P^{(n)}/\sqrt{n}\rho_n) - \lambda_r(W^{(n)}/\sqrt{n}) \\ &\quad + \sqrt{n}[\lambda_r(W^{(n)}/n) - \lambda_r(w)] \end{aligned} \quad (52)$$

where $P_{ij}^{(n)} = \mathbb{E}[A_{ij}^{(n)} \mid \boldsymbol{\xi}_n] = \rho_n w(\xi_i, \xi_j) \wedge 1$ for $i \neq j$ and $P_{ii}^{(n)} = 0$. Similarly, $W_{ij}^{(n)} = w(\xi_i, \xi_j)$ and for $i \neq j$ and $W_{ii}^{(n)} = 0$.

By Slutsky's Theorem, it suffices to show that one of the terms of $(Z_{n,1}, \dots, Z_{n,k})$ weakly converges while the other terms converge in probability to a point mass. The first term is a noise term that arises from randomly perturbing the mean matrix. The second term is also a nuisance term, which arises from truncating the mean matrix. The third term, which involves an approximation of the eigenvalues of the graphon operator with the eigenvalues of the mean matrix, will determine the limiting distribution.

For the third term of (52), under the assumptions in the theorem, we may apply Corollary 5.8 of Koltchinskii and Giné [24] to establish the existence of a limiting distribution. For A, note that $\|w(u, v)\|_\infty < \infty$ *a.s.* together with $\lambda_r \neq 0$ implies (25); see Proposition 7.17 of Lovász [26].

Now, for the second term of (52), observe that case A is trivial since if $\rho_n \rightarrow 0$, for n large enough, we have that $W_{ij}^{(n)} = P_{ij}^{(n)}$ *a.s.* We will now deal with cases B and C. By Weyl's inequality, we have that:

$$\begin{aligned} &P\left(\max_{1 \leq r \leq k} \left| \lambda_r(P^{(n)}/\sqrt{n}\rho_n) - \lambda_r(W^{(n)}/\sqrt{n}) \right| > \epsilon\right) \\ &\leq P\left(\left\| P^{(n)}/\sqrt{n}\rho_n - W^{(n)}/\sqrt{n} \right\|_{op} > \epsilon\right) \end{aligned}$$

Now, let $\|\cdot\|_F$ denote the Frobenius norm of matrix, defined as:

$$\|A\|_F = \sqrt{\sum_{i=1}^n \sum_{j=1}^n a_{ij}^2} \quad (53)$$

It is well-known that $\|A\|_{op} \leq \|A\|_F$. Now, we have that:

$$\begin{aligned} &P\left(\left\| P^{(n)}/\sqrt{n}\rho_n - W^{(n)}/\sqrt{n} \right\|_{op} > \epsilon\right) \\ &\leq P\left(\sqrt{\sum_{i=1}^n \sum_{j=1}^n \frac{w^2(\xi_i, \xi_j)}{n} \mathbb{1}(\rho_n w(\xi_i, \xi_j) > 1)} > \epsilon\right) \\ &\leq \frac{n}{\epsilon^2} \mathbb{E}\left[w^2(\xi_i, \xi_j) \mathbb{1}(w(\xi_i, \xi_j) > \rho_n^{-1})\right] \end{aligned} \quad (54)$$

Now for case C, for $s > 2$ consider the bound:

$$\begin{aligned} \frac{n}{\epsilon^2} \mathbb{E} \left[w^2(\xi_i, \xi_j) \mathbb{1} \left(w(\xi_i, \xi_j) > \rho_n^{-1} \right) \right] &\leq \frac{n}{\epsilon^2} \mathbb{E} \left[w^2(\xi_i, \xi_j) \left(\frac{w(\xi_i, \xi_j)}{\rho_n^{-1}} \right)^{s-2} \right] \\ &= \frac{1}{\epsilon^2} \mathbb{E} [w^s(\xi_i, \xi_j)] n \rho_n^{s-2} \end{aligned}$$

For case B, we will exploit the fact that sub-Weibull distributions have exponential tails. If $w(\xi_i, \xi_j) - \mathbb{E}[w(\xi_i, \xi_j)]$ is sub-Weibull(K_1, λ), then it has been shown [40] that there exists K_2 differing from K_1 by at most a constant factor such that:

$$P \left(|w(\xi_i, \xi_j) - \mathbb{E}[w(\xi_i, \xi_j)]| > t \right) \leq \exp \left\{ -(t/K_2)^\lambda \right\} \quad (55)$$

Now for case B, we may bound (54) using the Cauchy-Schwartz inequality:

$$n\epsilon^{-2} \mathbb{E} \left[w^2(\xi_i, \xi_j) \mathbb{1} \left(w(\xi_i, \xi_j) > \rho_n^{-1} \right) \right] \leq n\epsilon^{-2} \sqrt{\mathbb{E} [w^4(\xi_i, \xi_j)] P(w(\xi_i, \xi_j) > \rho_n^{-1})}$$

The sub-Weibull condition also ensures existence of moments; therefore, for both cases B and C the second term of (52) converges in probability to 0 under the assumed conditions.

What remains is showing that the first term converges in probability to 0. It turns out that Weyl's inequality is too weak to yield the desired concentration when $\rho_n \rightarrow 0$. We will therefore use tools developed by Eldridge et al. [12] for establishing concentration. Now observe that:

$$\begin{aligned} &P \left(\sqrt{n} |\lambda_r(A^{(n)}/n\rho_n) - \lambda_r(P^{(n)}/n\rho_n)| > \epsilon \right) \\ &= \mathbb{E} \left[P \left(\sqrt{n} |\lambda_r(A^{(n)}/n\rho_n) - \lambda_r(P^{(n)}/n\rho_n)| > \epsilon \mid \boldsymbol{\xi}_n \right) \right] \\ &\leq \sup_{\omega \in E_\delta} P \left(\sqrt{n} |\lambda_r(A^{(n)}/n\rho_n) - \lambda_r(P^{(n)}/n\rho_n)| > \epsilon \mid \boldsymbol{\xi}_n(\omega) \right) + P(E_\delta^c) \end{aligned}$$

where E_δ satisfies $P(E_\delta) \geq 1 - \delta$. To establish convergence in probability, it now suffices to show that the first term converges to zero for any $0 < \delta < 1$.

We will break this part of the proof into several steps.

Step 1: Derive a bound on the spectral norm of $(A - P)/\rho_n$.

For notational convenience, let $H = (A - P)/\rho_n$. Conditioning on $\boldsymbol{\xi}_n$, H is a mean 0 random variable with independent entries. We also have that:

$$\text{Var}(H_{ij} \mid \boldsymbol{\xi}_n) = \rho_n^{-1} w(\xi_i, \xi_j) \wedge \rho_n^{-2} - w^2(\xi_i, \xi_j) \wedge \rho_n^{-2}$$

We may now derive bounds for the variance under the assumptions A,B,C. We will start with A; for this case, observe that there exists a constant $D < \infty$ such that $\text{Var}(H_{ij}) \leq D\rho_n^{-1}$. For cases B and C, define the event:

$$\mathcal{B}_n = \left\{ \max_{1 \leq i < j \leq n} w(\xi_i, \xi_j) \leq M_n \right\} \quad (56)$$

For both cases, we will choose M_n so that $P(\mathcal{B}_n) \rightarrow 1$. For case B, by Markov's inequality, the choice $M_n = n^{(2+\delta)/s}$ yields $P(\mathcal{B}_n) \geq 1 - 1/n^\delta$ for some $\delta > 0$. Note that this bound is worse than the trivial bound ρ_n^{-2} when $s < 4$ and $\rho_n = \omega(1/\sqrt{n})$. For case C, the choice $M_n = (3K_2 \log n)^{1/\lambda} + \mathbb{E}[w(\xi_i, \xi_j)]$ yields $P(\mathcal{B}_n) \geq 1 - 1/n$. It then follows that:

$$\sup_{\omega \in \mathcal{B}_n} \max_{1 \leq i < j \leq n} \text{Var}(H_{ij} \mid \boldsymbol{\xi}_n(\omega)) \leq M_n \rho_n^{-1} \quad (57)$$

In all three cases, notice that $|H_{ij}| \leq \rho_n^{-1}$. Now, we may derive a bound on $\|H\|_{op}$ using a result from random matrix theory. Applying Theorem 1.4 of Vu [39], we have that, conditional on $\boldsymbol{\xi}_n$, there exists some $C < \infty$ such that:

- Case A: $\|H\|_{op} \leq C\sqrt{n/\rho_n}$ w.h.p. uniformly on Ω .
- Case B: $\|H\|_{op} \leq Cn^{1/2+\delta}/\sqrt{\rho_n}$ for any $\delta > 0$ w.h.p. uniformly on the set \mathcal{B}_n .
- Case C: $\|H\|_{op} \leq Cn^{(2+s+\delta)/2s}/\sqrt{\rho_n}$ for any $\delta > 0$ w.h.p. uniformly on the set \mathcal{B}_n .

Uniformity follows from the fact the above result is based on Markov's inequality, with constants depending only on K and σ . While K and σ are changing with n , the requirement that $\sigma \geq C'n^{-1/2}K \ln^2 n$ from the above reference holds for n large enough for any $0 < C' < \infty$ with $\rho_n = \omega(1/\sqrt{n})$.

Step 2: For a fixed unit vector $x \in \mathbb{R}^n$, derive a bound on $x^T H x$

Part of the reason that the bounds developed by Eldridge et al. [12] can be much sharper than Weyl's inequality is that, when H is a mean 0 random matrix with independent entries and x is a unit vector, it is typically the case that $x^T H x \ll \|H\|_{op}$. This fact is exploited in their eigenvalue perturbation bounds. Let \mathcal{A}_n denote the event:

$$\mathcal{A}_n = \{x^T H x \leq \epsilon_n\} \quad (58)$$

for some ϵ_n to be chosen shortly. By Lemma 2 [12], we have that, for some universal constant $K_1 > 0$:

$$P(x^T H x > a \mid \boldsymbol{\xi}_n) \leq \exp\left(\frac{-K_1 a^2}{\max_{i,j} \|H_{ij}\|_{\psi_2}^2}\right)$$

where $\|\cdot\|_{\psi_2}$ is the sub-Gaussian norm of a random variable X , given by:

$$\|X\|_{\psi_2} := \inf \{t > 0 \mid \mathbb{E}[\exp(X^2/t^2)] \leq 2\} \quad (59)$$

For cases B and C, $P(\mathcal{A}_n) \geq 1 - \frac{1}{n}$ for the choice $\epsilon_n = C\sqrt{\log n}/\rho_n$ for some $C < \infty$ since $\|H_{ij}\|_{\psi_2}^2 \leq \frac{1}{4\rho_n^2}$ by Hoeffding's Lemma. For case A, we will use a sharper bound for the sub-Gaussian norm, which improves our result by a log

factor compared to an analysis with a Hoeffding bound. Following for example [11], we have that, for $X_t \sim \text{Bernoulli}(p_t)$, as $p_t \downarrow 0$:

$$\lim_{p_t \downarrow 0} \|X_t\|_{\psi_2} \sim \frac{0.5}{\sqrt{|\log p_t|}}$$

Therefore, it follows that:

$$\|H_{ij}\|_{\psi_2} = \rho_n^{-1} \|A_{ij} - P_{ij}\|_{\psi_2} = O\left(\frac{1}{\rho_n \sqrt{|\log \rho_n|}}\right)$$

For case A, we have $P(\mathcal{A}_n) \geq 1 - \frac{1}{n}$ for $\epsilon_n = C\rho_n^{-1} \sqrt{\log n / |\log \rho_n|}$ for some $C < \infty$. Observe that $\epsilon_n = o(\sqrt{n})$ for $\rho_n = \omega(1/\sqrt{n})$.

Step 3: Use eigenvalue perturbation bounds to show concentration

Suppose that T_w has d positive eigenvalues; at least one such eigenvalue exists. We will now establish concentration for $(\lambda_1(A^{(n)}), \dots, \lambda_d(A^{(n)}))$; the argument for the negative eigenvalues will be analogous. We will start with an upper bound. Let \mathcal{S}_n denote the span generated by the eigenvectors $\{v_1, \dots, v_k\}$ associated with $\{\lambda_1(P/\rho_n), \dots, \lambda_k(P/\rho_n)\}$ and let $h := \max_{v \in \mathcal{S}_n} v^T H v$. By Lemma 5 [12], h may be bounded by k times the bound on $x^T H x$ derived in Step 2.

Now, Theorem 7 [12] yields, for any $1 \leq r \leq p$, if $\lambda_r(P/\rho_n) - \lambda_{d+1}(P/\rho_n) > 2\|H\|_{op} + h$, then:

$$\lambda_r(A/\rho_n) - \lambda_r(P/\rho_n) \leq h + \frac{\|H\|_{op}^2}{\lambda_r(P/\rho_n) - \lambda_{d+1}(P/\rho_n) + h - \|H\|_{op}} \quad (60)$$

We will start by verifying that $\lambda_r(P/\rho_n) - \lambda_{d+1}(P/\rho_n) > 2\|H\|_{op} + h$ holds with high probability, conditional on ξ_n , uniformly over an appropriate set. First, note that since $\mathbb{E}[w^2(u, v)] < \infty$, Theorem 3.1 of Koltchinskii and Giné [24] implies that, for all $1 \leq r \leq d$:

$$\lambda_r(P/n\rho_n) \xrightarrow{a.s.} \lambda_r(W), \quad \lambda_{d+1}(P/n\rho_n) \xrightarrow{a.s.} 0$$

By Egorov's theorem (c.f. [33] Theorem 4.4 p.33), we may choose a set \mathcal{C} such that $P(\mathcal{C}) \geq 1 - \delta/2$ and the convergence is uniform over \mathcal{C} . Therefore, uniformly on \mathcal{C} , $\lambda_r(P/\rho_n) - \lambda_{d+1}(P/\rho_n) = \Theta(n)$ and therefore dominates the other terms. Note that $\lambda_r \neq 0$ is needed for this step. For case A, let $E_\delta = \mathcal{C}$. For cases B and C, let $E_\delta = \mathcal{B}_n \cap \mathcal{C}$. Now, plugging in bounds from Step 1 and Step 2, we may argue that for some $C, K < \infty$:

$$\sup_{\omega \in E_\delta} P\left(\lambda_r(A/\rho_n) - \lambda_r(P/\rho_n) \leq h + \frac{K\|H\|_{op}^2}{n} \mid \xi(\omega)\right) \rightarrow 1$$

Now for the lower bound, we may use Theorem 6 [12] along with the bound from Step 2 to conclude that:

$$\sup_{\omega \in E_\delta} P\left(\lambda_r(A/\rho_n) - \lambda_r(P/\rho_n) \geq h \mid \xi(\omega)\right) \rightarrow 1$$

If the spectra of T_w contains negative eigenvalues, notice that we may argue in an analogous fashion due to Theorem 11 [12]; however for the negative eigenvalues, the terms in the upper and lower bounds are flipped. Now putting together these two bounds we have that $\lambda_r(A/\rho_n) - \lambda_r(P/\rho_n) = o_P(\sqrt{n})$ under the stated conditions and the result follows. \square

C2. Proof of Proposition 4.4

Consider the following decomposition:

$$\begin{aligned} & \mathbb{1} \left(\sqrt{b} \left[\frac{\lambda_r(A^{(n,b,i)})}{b\hat{\rho}_n} - \frac{\lambda_r(A^{(n)})}{n\hat{\rho}_n} \right] \leq t \right) \\ &= \mathbb{1} \left(\sqrt{b} \left[\frac{\lambda_r(A^{(n,b,i)})}{b\rho_n} - \lambda_r(w) \right] \cdot \frac{\rho_n}{\hat{\rho}_n} - \sqrt{b} \left[\frac{\lambda_r(A^{(n)})}{n\rho_n} - \lambda_r(w) \right] \cdot \frac{\rho_n}{\hat{\rho}_n} \leq t \right) \end{aligned}$$

Define the events:

$$E_n^{(1)} = \left\{ \left| \frac{\rho_n}{\hat{\rho}_n} - 1 \right| \leq \epsilon_1 \right\}, \quad E_n^{(2)} = \left\{ \sqrt{b} \left| \frac{\lambda_r(A^{(n)})}{n\rho_n} - \lambda_r(w) \right| \cdot \frac{\rho_n}{\hat{\rho}_n} \leq \epsilon_2 \right\}$$

Now we will treat the cases $t > 0$, $t < 0$, and $t = 0$ separately. For $t > 0$, we may choose ϵ_2 so that $t - \epsilon_2 > 0$. Moreover, for any $\epsilon_2 > 0$, $P(E_n^{(2)}) \rightarrow 1$. Furthermore, since $t > 0$, we have that, for any $0 < \epsilon_1 < 1$:

$$\mathbb{1} \left(\sqrt{b} \left[\frac{\lambda_r(A^{(n,b,i)})}{b\rho_n} - \lambda_r(w) \right] \cdot \frac{\rho_n}{\hat{\rho}_n} \leq t + \epsilon_2 \right) \mathbb{1}(E_n^{(1)}) \leq \mathbb{1} \left(\sqrt{b} \left[\frac{\lambda_r(A^{(n,b,i)})}{b\rho_n} - \lambda_r(w) \right] \leq \frac{t + \epsilon_2}{1 - \epsilon_1} \right)$$

We can make a similar argument for the lower bound. Let $\alpha = \frac{t - \epsilon_2}{1 + \epsilon_1}$ and $\beta = \frac{t + \epsilon_2}{1 - \epsilon_1}$. For $t > 0$, we have the bound:

$$U_{n,b}(\alpha, P_n) \leq \hat{L}_{n,b}(t, P_n) \mathbb{1}(E_n^{(1)} \cap E_n^{(2)}) \leq U_{n,b}(\beta, P_n)$$

For $t < 0$, we have a similar bound, but with $\alpha = \frac{t - \epsilon_2}{1 - \epsilon_1}$ and $\beta = \frac{t + \epsilon_2}{1 + \epsilon_1}$. For $t = 0$, we have $\alpha = \frac{t - \epsilon_2}{1 - \epsilon_1}$ and $\beta = \frac{t + \epsilon_2}{1 - \epsilon_1}$. In all three cases, we may choose ϵ_1 and ϵ_2 so that α and β are themselves continuity points of $J(\cdot, P_\infty)$. Moreover, they can be chosen so that, for any $\delta > 0$, $|J(\cdot, P_\infty) - J(t, P_\infty)| < \delta$ at α and β . From the proof of Theorem 2.2, $U_{n,b}(t, P_n) \xrightarrow{P} J(t, P_\infty)$ under our assumptions. Therefore, with probability tending to 1:

$$J(t, P_\infty) - 2\delta \leq \hat{L}_{n,b}(t, P_n) \leq J(t, P_\infty) + 2\delta$$

The result follows. \square

Appendix D: An Interesting Phenomenon Involving $\lambda_1(A^{(n)})/n\rho_n$

In Section 4.1, we argue that replacing ρ_n with $\hat{\rho}_n$ leads a non-negligible perturbation. Intuitively, it would seem that a functional with an estimated sparsity

parameter would have a larger variance. While simulations suggest that this intuition is correct for most eigenvalues and count functionals, to our surprise, they suggest the opposite is true for the maximum eigenvalue. While intriguing, a theoretical investigation is beyond the scope of the present paper.

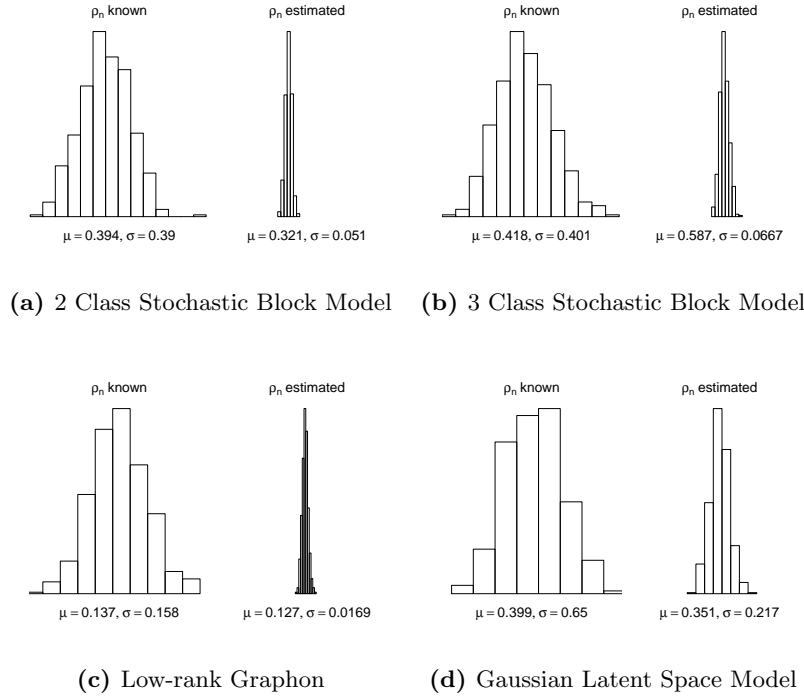


Fig 3: A comparison of the sampling distribution of the maximum eigenvalue normalized by known ρ_n with estimated ρ_n for various graphon models. The comparisons involve 500 samples of graphs with $n = 1000$ vertices, with a sparsity parameter $\rho_n \asymp n^{-1/4}$.

Appendix E: Some Additional Clustering Analysis for the Facebook Network Dataset

In this section, we expand our clustering analysis to 40 of the universities included in the Facebook100 dataset. With this larger collection of collegiate networks, we examine whether similar groupings are present. To compensate for the relatively small sample sizes of the liberal arts colleges, we also include the full network for these schools. The observed networks for the liberal arts schools are then roughly the same size as the smaller private universities. The size of the campus/student body may still affect the probability that two given students meet, thereby influencing the shape of the graphon; however, by including the full dataset for the liberal arts colleges, it becomes less likely that any clustering of these schools is due to a more prominent noise term resulting from a smaller

sample size.

In another attempt to separate the effect of sample size from other features of the network, we also include some smaller public schools in our study. In particular, we include Vermont and Maine, which have social networks that are about the same size as some of the smaller private universities. In addition, UC San Diego and UC Santa Barbara, which are strong public schools in their own right, have comparable network sizes to some of the larger private universities, such as Cornell, Harvard, and UPenn. The results of our clustering analysis are included in the plots below.

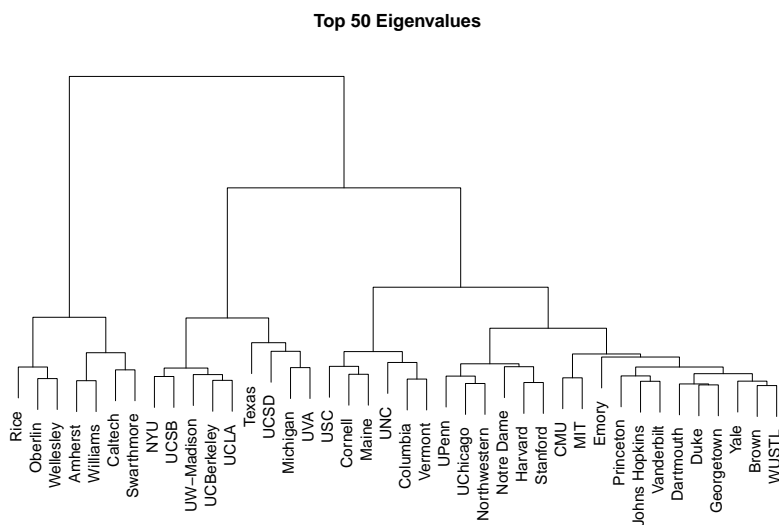


Fig 4: Dendrogram from hierarchical clustering on the top 50 normalized eigenvalues

Even after including the full network for the smaller schools, they remain grouped together. Caltech and Rice both have small student bodies, so it is not surprising that they are included with the liberal arts schools. We also still have a grouping of public schools. UC Santa Barbara and UC San Diego are included with some of the larger public schools. NYU is a private school, but it is quite large, with 21679 nodes in the full network; it is grouped with the public schools. However, Vermont and Maine, which are public schools with smaller student bodies, are included in a smaller subgroup, with UNC, USC, Cornell, and Columbia. These schools seem to be harder cases to distinguish based on eigenvalues. The grouping of the private schools remains. While clustering results are again not very sensitive to the choice of hierarchical clustering method overall, it should be noted that the behavior of the “hard cases” differs across the methods. In particular, for some methods, Maine and Vermont are grouped with other private schools.

Below, we will also include some plots for 20 universities, varying the number of eigenvalues used in hierarchical clustering. As discussed in the main text, 1 or 5 eigenvalues doesn't seem to explain enough of the structure in the data. However, with 25 or 50 eigenvalues, the groupings seem more reasonable.

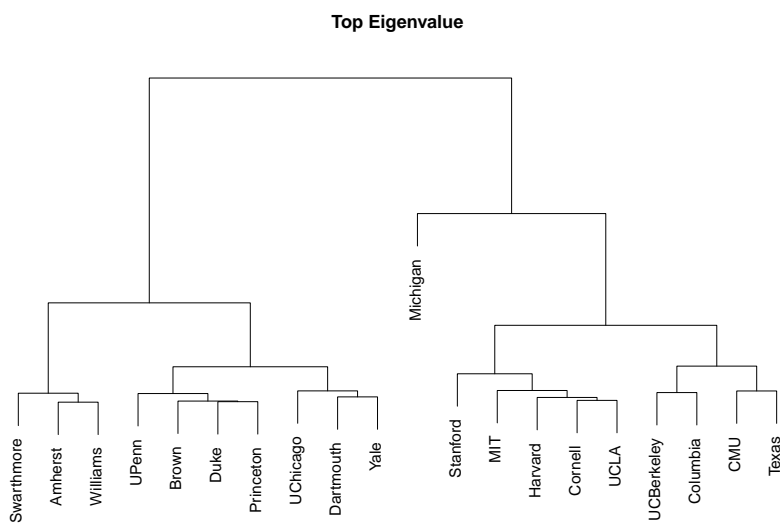


Fig 5: Dendrogram from hierarchical clustering on the top eigenvalue

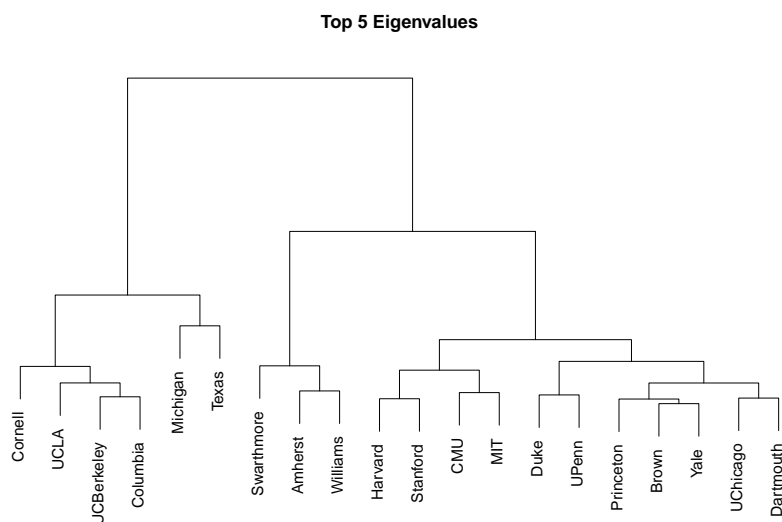


Fig 6: Dendrogram from hierarchical clustering on the top 5 normalized eigenvalues

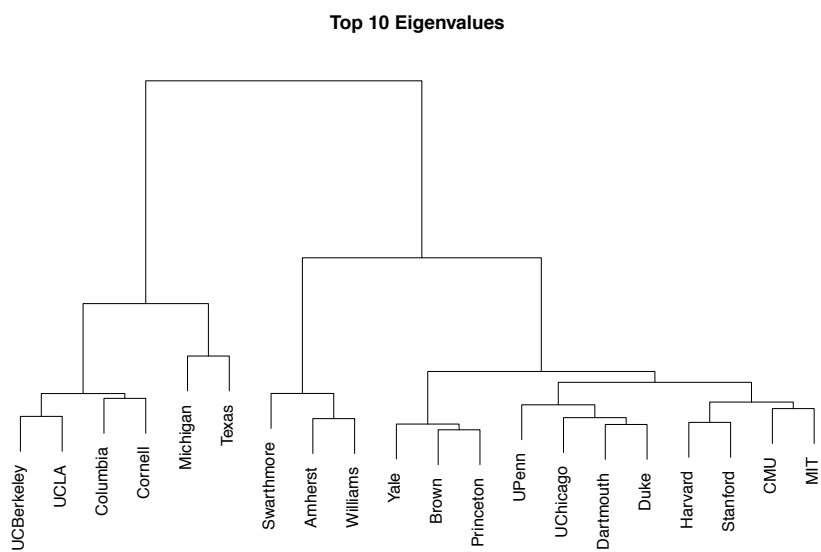


Fig 7: Dendrogram from hierarchical clustering on the top 10 normalized eigenvalues

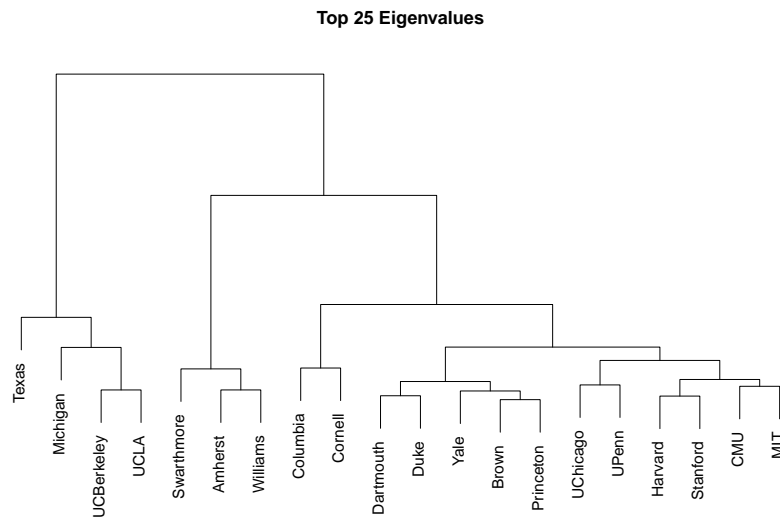


Fig 8: Dendrogram from hierarchical clustering on the top 25 normalized eigenvalues

Appendix F: Tables for Simulation Study

Sparsity Level	Parameter	Coverage for Vertex Subsampling					Coverage for p -subsampling						
		$\frac{n}{b_n}$	1000	3250	5500	7750	10000	$\frac{n}{p_n}$	1000	3250	5500	7750	10000
$\nu_n = n^{-0.1}$	$\lambda_1(w)$	$0.10n$	1.000	1.000	1.000	1.000	1.000	0.10	1.000	1.000	1.000	1.000	1.000
		$0.15n$	1.000	1.000	1.000	1.000	1.000	0.15	1.000	1.000	1.000	1.000	1.000
		$0.20n$	1.000	1.000	1.000	1.000	1.000	0.20	1.000	1.000	1.000	1.000	1.000
		$0.25n$	1.000	1.000	1.000	1.000	1.000	0.25	1.000	1.000	1.000	1.000	1.000
		$0.30n$	1.000	1.000	1.000	1.000	1.000	0.30	1.000	1.000	1.000	1.000	1.000
	$\lambda_2(w)$	$0.10n$	0.000	0.002	0.012	0.004	0.014	0.10	0.000	0.002	0.008	0.004	0.010
		$0.15n$	0.002	0.068	0.140	0.192	0.252	0.15	0.000	0.072	0.152	0.206	0.252
		$0.20n$	0.212	0.432	0.510	0.564	0.560	0.20	0.224	0.450	0.488	0.580	0.584
		$0.25n$	0.578	0.754	0.798	0.832	0.796	0.25	0.582	0.748	0.822	0.814	0.810
		$0.30n$	0.878	0.906	0.932	0.920	0.898	0.30	0.878	0.902	0.932	0.912	0.904
$\nu_n = n^{-0.25}$	$\lambda_1(w)$	$0.10n$	0.968	0.976	0.998	0.998	1.000	0.10	0.738	0.988	0.996	0.996	0.998
		$0.15n$	1.000	1.000	1.000	1.000	1.000	0.15	1.000	1.000	1.000	1.000	1.000
		$0.20n$	1.000	1.000	1.000	1.000	1.000	0.20	1.000	1.000	1.000	1.000	1.000
		$0.25n$	1.000	1.000	1.000	1.000	1.000	0.25	1.000	1.000	1.000	1.000	1.000
		$0.30n$	1.000	1.000	1.000	1.000	1.000	0.30	1.000	1.000	1.000	1.000	1.000
	$\lambda_2(w)$	$0.10n$	0.000	0.000	0.000	0.000	0.000	0.10	0.000	0.000	0.000	0.000	0.000
		$0.15n$	0.000	0.000	0.000	0.000	0.000	0.15	0.000	0.000	0.000	0.000	0.000
		$0.20n$	0.000	0.000	0.000	0.000	0.000	0.20	0.000	0.000	0.000	0.000	0.000
		$0.25n$	0.012	0.012	0.006	0.006	0.008	0.25	0.022	0.018	0.004	0.000	0.010
		$0.30n$	0.244	0.324	0.298	0.300	0.290	0.30	0.330	0.346	0.316	0.328	0.286
$\nu_n = n^{-0.33}$	$\lambda_1(w)$	$0.10n$	0.000	0.000	0.000	0.000	0.000	0.10	0.000	0.000	0.000	0.000	0.000
		$0.15n$	0.346	0.196	0.218	0.244	0.244	0.15	0.008	0.154	0.226	0.276	0.256
		$0.20n$	1.000	0.998	0.996	0.998	1.000	0.20	0.974	0.990	1.000	0.996	1.000
		$0.25n$	1.000	1.000	1.000	1.000	1.000	0.25	1.000	1.000	1.000	1.000	1.000
		$0.30n$	1.000	1.000	1.000	1.000	1.000	0.30	1.000	1.000	1.000	1.000	1.000
	$\lambda_2(w)$	$0.10n$	0.000	0.000	0.000	0.000	0.000	0.10	0.000	0.000	0.000	0.000	0.000
		$0.15n$	0.000	0.000	0.000	0.000	0.000	0.15	0.000	0.000	0.000	0.000	0.000
		$0.20n$	0.000	0.000	0.000	0.000	0.000	0.20	0.000	0.000	0.000	0.000	0.000
		$0.25n$	0.000	0.000	0.000	0.000	0.000	0.25	0.016	0.000	0.000	0.000	0.000
		$0.30n$	0.302	0.016	0.014	0.010	0.008	0.30	0.402	0.030	0.020	0.014	0.008
$\nu_n = n^{-0.45}$	$\lambda_1(w)$	$0.10n$	0.000	0.000	0.000	0.000	0.000	0.10	0.000	0.000	0.000	0.000	0.000
		$0.15n$	0.000	0.000	0.000	0.000	0.000	0.15	0.000	0.000	0.000	0.000	0.000
		$0.20n$	0.000	0.000	0.000	0.000	0.000	0.20	0.000	0.000	0.000	0.000	0.000
		$0.25n$	0.086	0.006	0.002	0.000	0.000	0.25	0.000	0.000	0.000	0.000	0.000
		$0.30n$	0.936	0.906	0.930	0.940	0.932	0.30	0.108	0.844	0.928	0.934	0.938
	$\lambda_2(w)$	$0.10n$	0.000	0.000	0.000	0.000	0.000	0.10	0.000	0.000	0.000	0.000	0.000
		$0.15n$	0.042	0.000	0.000	0.000	0.000	0.15	0.000	0.000	0.000	0.000	0.000
		$0.20n$	0.936	0.000	0.000	0.000	0.000	0.20	0.016	0.000	0.000	0.000	0.000
		$0.25n$	1.000	0.000	0.000	0.000	0.000	0.25	1.000	0.000	0.000	0.000	0.000
		$0.30n$	0.840	0.012	0.000	0.000	0.000	0.30	1.000	0.000	0.000	0.000	0.000

TABLE 2
Simulation results for 3-class SBM

Sparsity Level	Parameter	Coverage for Vertex Subsampling						Coverage for p -subsampling					
		$\frac{n}{b_n}$	1000	3250	5500	7750	10000	$\frac{n}{p_n}$	1000	3250	5500	7750	10000
$\nu_n = n^{-0.1}$	$\lambda_1(w)$	0.10n	0.938	0.970	0.990	0.976	0.982	0.10	0.888	0.962	0.992	0.984	0.986
		0.15n	0.956	0.988	0.978	0.980	0.984	0.15	0.910	0.984	0.976	0.984	0.984
		0.20n	0.962	0.986	0.982	0.966	0.954	0.20	0.920	0.978	0.982	0.972	0.966
		0.25n	0.964	0.972	0.976	0.954	0.948	0.25	0.944	0.966	0.978	0.958	0.948
		0.30n	0.972	0.968	0.982	0.962	0.918	0.30	0.954	0.970	0.982	0.966	0.932
	$\lambda_2(w)$	0.10n	0.894	0.972	0.962	0.960	0.974	0.10	0.818	0.928	0.946	0.956	0.964
		0.15n	0.940	0.972	0.966	0.972	0.976	0.15	0.894	0.970	0.962	0.966	0.978
		0.20n	0.908	0.958	0.972	0.966	0.960	0.20	0.880	0.956	0.974	0.974	0.958
		0.25n	0.938	0.976	0.966	0.958	0.964	0.25	0.906	0.966	0.966	0.956	0.952
		0.30n	0.938	0.952	0.958	0.956	0.962	0.30	0.914	0.948	0.958	0.950	0.962
	$\lambda_3(w)$	0.10n	0.000	0.034	0.946	0.782	0.622	0.10	0.678	0.686	0.668	0.622	0.566
		0.15n	0.000	0.928	0.784	0.770	0.676	0.15	0.756	0.746	0.702	0.658	0.624
		0.20n	0.000	0.884	0.744	0.724	0.648	0.20	0.774	0.724	0.716	0.702	0.620
		0.25n	0.000	0.744	0.706	0.698	0.618	0.25	0.804	0.762	0.752	0.676	0.598
		0.30n	0.158	0.714	0.728	0.624	0.606	0.30	0.800	0.774	0.750	0.678	0.576
$\nu_n = n^{-0.25}$	$\lambda_1(w)$	0.10n	0.570	0.754	0.906	0.928	0.962	0.10	0.018	0.352	0.678	0.766	0.878
		0.15n	0.806	0.916	0.954	0.984	0.996	0.15	0.252	0.764	0.862	0.932	0.974
		0.20n	0.868	0.948	0.984	0.998	0.994	0.20	0.558	0.860	0.960	0.976	0.988
		0.25n	0.954	0.974	0.980	0.982	0.980	0.25	0.746	0.920	0.972	0.978	0.986
		0.30n	0.962	0.980	0.984	0.976	0.946	0.30	0.844	0.970	0.982	0.988	0.978
	$\lambda_2(w)$	0.10n	0.444	0.546	0.638	0.724	0.752	0.10	0.004	0.112	0.278	0.404	0.492
		0.15n	0.642	0.832	0.828	0.884	0.912	0.15	0.120	0.486	0.632	0.702	0.772
		0.20n	0.804	0.890	0.918	0.932	0.960	0.20	0.410	0.728	0.776	0.842	0.870
		0.25n	0.904	0.938	0.948	0.960	0.968	0.25	0.656	0.816	0.872	0.916	0.924
		0.30n	0.904	0.960	0.966	0.966	0.964	0.30	0.746	0.902	0.926	0.942	0.950
	$\lambda_3(w)$	0.10n	0.168	0.104	0.134	0.106	0.098	0.10	0.000	0.002	0.022	0.022	0.000
		0.15n	0.362	0.350	0.348	0.296	0.264	0.15	0.016	0.114	0.126	0.130	0.100
		0.20n	0.524	0.532	0.502	0.456	0.418	0.20	0.174	0.306	0.302	0.264	0.280
		0.25n	0.716	0.618	0.620	0.540	0.484	0.25	0.384	0.446	0.408	0.374	0.346
		0.30n	0.796	0.738	0.710	0.642	0.570	0.30	0.536	0.564	0.560	0.484	0.438
$\nu_n = n^{-0.33}$	$\lambda_1(w)$	0.10n	0.124	0.122	0.238	0.364	0.500	0.10	0.000	0.000	0.002	0.010	0.046
		0.15n	0.370	0.564	0.746	0.846	0.874	0.15	0.000	0.044	0.176	0.328	0.450
		0.20n	0.686	0.850	0.908	0.956	0.970	0.20	0.030	0.324	0.534	0.696	0.786
		0.25n	0.822	0.940	0.970	0.984	0.982	0.25	0.164	0.624	0.786	0.842	0.904
		0.30n	0.916	0.958	0.996	0.986	0.978	0.30	0.432	0.780	0.908	0.950	0.966
	$\lambda_2(w)$	0.10n	0.058	0.010	0.020	0.024	0.004	0.10	0.000	0.000	0.000	0.000	0.000
		0.15n	0.150	0.178	0.270	0.324	0.466	0.15	0.000	0.002	0.008	0.034	0.046
		0.20n	0.408	0.512	0.678	0.736	0.740	0.20	0.000	0.068	0.174	0.254	0.304
		0.25n	0.668	0.814	0.848	0.860	0.882	0.25	0.026	0.316	0.436	0.554	0.594
		0.30n	0.816	0.932	0.940	0.960	0.942	0.30	0.214	0.572	0.682	0.776	0.788
	$\lambda_3(w)$	0.10n	0.026	0.000	0.000	0.000	0.000	0.10	0.000	0.000	0.000	0.000	0.000
		0.15n	0.038	0.002	0.004	0.006	0.006	0.15	0.000	0.000	0.000	0.000	0.000
		0.20n	0.152	0.100	0.104	0.094	0.084	0.20	0.000	0.000	0.000	0.006	0.002
		0.25n	0.412	0.330	0.340	0.274	0.252	0.25	0.004	0.060	0.054	0.046	0.058
		0.30n	0.566	0.634	0.494	0.512	0.440	0.30	0.064	0.232	0.154	0.200	0.146
$\nu_n = n^{-0.45}$	$\lambda_1(w)$	0.10n	0.000	0.000	0.000	0.000	0.000	0.10	0.000	0.000	0.000	0.000	0.000
		0.15n	0.020	0.000	0.000	0.000	0.000	0.15	0.000	0.000	0.000	0.000	0.000
		0.20n	0.094	0.012	0.010	0.020	0.040	0.20	0.000	0.000	0.000	0.000	0.000
		0.25n	0.282	0.214	0.284	0.394	0.508	0.25	0.000	0.000	0.000	0.000	0.000
		0.30n	0.588	0.618	0.776	0.812	0.866	0.30	0.000	0.000	0.002	0.008	0.020
	$\lambda_2(w)$	0.10n	0.986	0.000	0.000	0.000	0.000	0.10	0.830	0.000	0.000	0.000	0.000
		0.15n	0.004	0.000	0.000	0.000	0.000	0.15	0.000	0.000	0.000	0.000	0.000
		0.20n	0.028	0.000	0.000	0.000	0.000	0.20	0.000	0.000	0.000	0.000	0.000
		0.25n	0.116	0.010	0.018	0.014	0.036	0.25	0.000	0.000	0.000	0.000	0.000
		0.30n	0.412	0.212	0.282	0.366	0.424	0.30	0.000	0.000	0.000	0.000	0.000
	$\lambda_3(w)$	0.10n	1.000	0.000	0.000	0.000	0.000	0.10	1.000	0.000	0.000	0.000	0.000
		0.15n	0.018	0.000	0.000	0.000	0.000	0.15	0.000	0.000	0.000	0.000	0.000
		0.20n	0.020	0.000	0.000	0.000	0.000	0.20	0.000	0.000	0.000	0.000	0.000
		0.25n	0.098	0.000	0.000	0.000	0.000	0.25	0.000	0.000	0.000	0.000	0.000
		0.30n	0.248	0.008	0.002	0.004	0.004	0.30	0.000	0.000	0.000	0.000	0.000

TABLE 3
Simulation results for Gaussian latent space model