

Integer Programming, Constraint Programming, and Hybrid Decomposition Approaches to Discretizable Distance Geometry Problems

Moira MacNeil^{*1} and Merve Bodur^{†1}

¹Department of Mechanical and Industrial Engineering, University of Toronto

July 27, 2019

Abstract

Given an integer dimension K and a simple, undirected graph G with positive edge weights, the Distance Geometry Problem (DGP) aims to find a realization function mapping each vertex to a coordinate in \mathbb{R}^K such that the distance between pairs of vertex coordinates is equal to the corresponding edge weights in G . The so-called discretization assumptions reduce the search space of the realization to a finite discrete one which can be explored via the branch-and-prune (BP) algorithm. Given a *discretization vertex order* in G , the BP algorithm constructs a binary tree where the nodes at a layer provide all possible coordinates of the vertex corresponding to that layer. The focus of this paper is finding *optimal BP trees* for a class of Discretizable DGPs. More specifically, we aim to find a discretization vertex order in G that yields a BP tree with the least number of branches. We propose an integer programming formulation and three constraint programming formulations that all significantly outperform the state-of-the-art cutting plane algorithm for this problem. Moreover, motivated by the difficulty in solving instances with a large and low density input graph, we develop two hybrid decomposition algorithms, strengthened by a set of valid inequalities, which further improve the solvability of the problem.

Keywords. Distance geometry, discretization order, integer programming, constraint programming, decomposition algorithms

1 Introduction

Distance Geometry is the study of problems where we wish to determine positions in geometric space of points while preserving some known distances between the points [8, 14]. It has wide application areas, including astronomy, where we position stars relative to each other, robotics, where the distances are arm lengths and we are trying to determine a set of positions within reach of a robot [8, 10, 14]. In molecular geometry, Nuclear Magnetic Resonance spectroscopy is used to image molecules, usually proteins, in two dimensions, but finding their three dimensional structure is key for determining their functional properties. In this case, we are positioning the atoms in three-dimensional Euclidean space [8]. In wireless sensor localization, the network has components with fixed positions, such as routers, and we wish to determine the positions of mobile

^{*}m.macneil@mail.utoronto.ca

[†]bodur@mie.utoronto.ca

wireless sensors, such as smartphones [10]. A new variant of the Distance Geometry Problem (DGP), namely dynamical DGP, has stemmed from applications such as air traffic control, crowd simulation, multi-robot formation, and human motion retargeting, all of which involve a temporal aspect [12, 15]. Other applications include statics and graph rigidity, graph drawing, and clock synchronization [8, 10, 14].

The DGP can always be represented on a graph where the vertices are the points we would like to position and weighted edges represent known distances between pairs of points. In addition to the input graph, DGP takes as input an integer K , the dimension of \mathbb{R} into which the graph is positioned. Formally, we give the definition of [8].

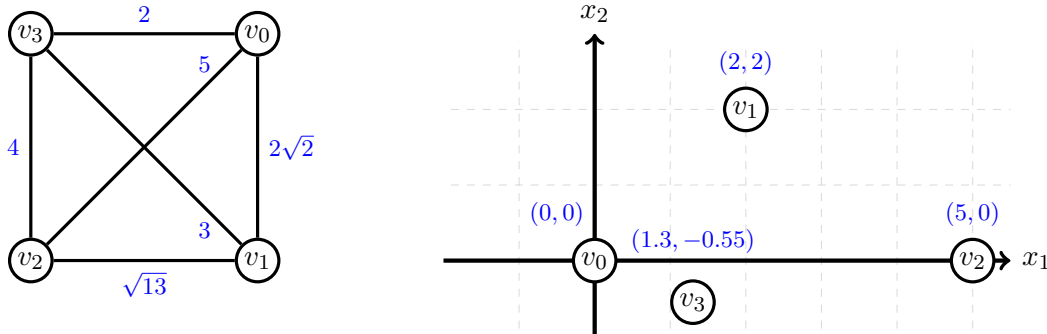
Definition 1 (Distance Geometry Problem). *Given, an integer $K > 0$ and a simple, undirected graph $G = (\mathcal{V}, \mathcal{E})$ with edge weights $w : \mathcal{E} \rightarrow (0, \infty)$, find a function $x : \mathcal{V} \rightarrow \mathbb{R}^K$ such that for all $\{u, v\} \in \mathcal{E}$:*

$$\|x(u) - x(v)\| = w(u, v).$$

The function x is called a *realization* for G or an *embedding* of G . If G is not connected, determining if it has a realization is equivalent to determining if its connected components have a realization so we assume G is connected [1]. We remark that for this paper, the norm in Definition 1 is the Euclidean norm, however it can be any metric. We mention as well the interval DGP, where in Definition 1, the norm $\|x(u) - x(v)\|$ belongs to a given interval of weights, instead of being equal to a particular one [4, 9].

The DGP is \mathcal{NP} -Complete for $K = 1$ and \mathcal{NP} -Hard for $K > 1$ [17], and solution methods include nonlinear programming, semi-definite programming, and the geometric build-up methods [10, 12, 14]. In the special case where the distance between all pairs of vertices in G are known, that is G is complete, and we assume they yield a realization in \mathbb{R}^K , this realization can be found by solving a series of linear equations [8].

Example 1. *Consider embedding the complete graph in Figure 1a in \mathbb{R}^2 . We begin by assuming without loss of generality the positions of v_0, v_1, v_2 are fixed in \mathbb{R}^2 . Since clearly we can find positions that satisfy the edge weights. Without loss of generality let $x(v_0) = (0, 0)$, $x(v_1) = (2, 2)$, and $x(v_2) = (5, 0)$. We will use the coordinates of v_0, v_1, v_2 to construct a system of equations which we can solve to find the coordinates of vertex v_3 . Each equation defines a circle in \mathbb{R}^2 , where v_i is the centre for $i \in \{0, 1, 2\}$, and the weight on the right-hand side is the radius of the circle. Thus the position of v_3 is limited to the intersection of the three circles.*



(a) A complete graph with four vertices.

(b) An embedding of the complete graph in \mathbb{R}^2 .

Figure 1: A realization for a complete graph in \mathbb{R}^2 .

$$\begin{aligned}
\|x(v_3) - x(v_0)\| &= w(v_3, v_0) & \|x(v_3) - (0, 0)\| &= 2 \\
\|x(v_3) - x(v_1)\| &= w(v_3, v_1) & \iff \|x(v_3) - (2, 2)\| &= 3 \\
\|x(v_3) - x(v_2)\| &= w(v_3, v_2) & \|x(v_3) - (5, 0)\| &= 4
\end{aligned}$$

We transform the system from quadratic (due to Euclidean norm) to linear by squaring,

$$\begin{aligned}
\|x(v_3)\|^2 - 2 \cdot (0, 0) \cdot x(v_3) + \|(0, 0)\|^2 &= 2^2 \\
\|x(v_3)\|^2 - 2 \cdot (2, 2) \cdot x(v_3) + \|(2, 2)\|^2 &= 3^2 \\
\|x(v_3)\|^2 - 2 \cdot (5, 0) \cdot x(v_3) + \|(5, 0)\|^2 &= 4^2
\end{aligned}$$

and subtracting the third equation from the first two.

$$\begin{aligned}
2 \cdot x(v_3) \cdot ((5, 0) - (0, 0)) &= \|(5, 0)\|^2 - \|(0, 0)\|^2 + 2^2 - 4^2 \\
2 \cdot x(v_3) \cdot ((5, 0) - (2, 2)) &= \|(5, 0)\|^2 - \|(2, 2)\|^2 + 3^2 - 4^2
\end{aligned}$$

We have obtained the linear system

$$2 \begin{bmatrix} 5 & 0 \\ 3 & -2 \end{bmatrix} \begin{bmatrix} x(v_3)_1 \\ x(v_3)_2 \end{bmatrix} = \begin{bmatrix} 13 \\ 10 \end{bmatrix}$$

which is solvable since we can invert the matrix $\begin{bmatrix} 5 & 0 \\ 3 & -2 \end{bmatrix}$. Thus we have can determine $x(v_3) = (1.3, -0.55)$, as seen in Figure 1b.

In most applications, the instance is not a complete graph. The distance between some pairs of vertices is not available, and so this procedure does not apply. In such a case we would like to make use of combinatorial methods to solve the DGP, thus we must establish conditions under which the solution space of the DGP can be discretized. If we assume that there exists a solution to the DGP, the solution set is either finite or uncountable modulo translations, and rotations [8, 10]. The solution to the system of equations in Example 1 is now the intersection of a line segment and a circle [7, 8, 10, 12]. We obtain a parametrized equation (line segment) instead of a linear system in the last step of the procedure since we have a dimension larger than the number equations, and to solve it we must use one of the original equations (a circle in the example, or a sphere in general).

The solution set is finite under the following conditions [7, 8, 10, 12, 13]:

- (i) There is a realization for K vertices of the instance, and
- (ii) Every other vertex, $v \in \mathcal{V}$, has edges $\{v, i\}, \{v, j\}, \{v, l\} \in \mathcal{E}$, where the positions of $i, j, l \in \mathcal{V}$ have already been fixed, so that we will be able to fix a position for v .

These assumptions mean if the positions of K vertices is fixed, the $(K + 1)^{\text{th}}$ vertex has at most two possible positions in relation to the previously fixed vertices, since we are solving a quadratic equation, the $(K + 2)^{\text{th}}$ vertex has at most four possible positions relative to the previous vertices, and so on, so that the last vertex to be placed has $2^{|\mathcal{V}| - K}$ possible positions. Thus this search space induces a binary tree structure where each layer of the tree enumerates all possible positions for a fixed vertex, as seen in Figure 2, where a realization is a path in the tree from the root to a leaf [12]. If there are more edges in the graph than those that satisfy (i) and (ii), it is possible to

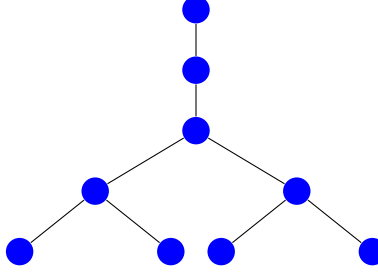


Figure 2: A binary search tree for Discretizable DGP with 5 vertices and $K = 3$. The positions of K vertices is fixed, the fourth vertex has two possible coordinates, and the fifth vertex has four possible coordinates relative to the others.

prune positions for a vertex from the solution space. This leads to the notion of the branch-and-prune (BP) algorithm, which enumerates the possible positions of vertices one-by-one and prunes a branch whenever there is an extra edge between the current vertex and previous vertices that is incompatible with the position [8, 10, 12]. We can think of an optimal BP search tree as the smallest search tree for a given instance [4]. In fact, (i) and (ii) are satisfied, and the solution space is finite only if there exists a total order on the vertices satisfying the following definition [7, 8, 10, 12]:

Definition 2 (Discretizable DGP). *Given, an integer $K > 0$, and a simple, unweighted, undirected graph $G = (\mathcal{V}, \mathcal{E})$, G is an instance of Discretizable DGP if there exists a total order on \mathcal{V} , $(v_0, v_1, \dots, v_{|\mathcal{V}|-1})$, such that:*

- (i) $G[\{v_0, v_1, \dots, v_{K-1}\}]$ is a clique.
- (ii) For all $v_i \in \{v_K, v_{K+1}, \dots, v_{|\mathcal{V}|-1}\}$, v_i has
 - (a) at least K adjacent predecessors
 - (b) a set of exactly K adjacent predecessors $\{v_{j_1}, v_{j_2}, \dots, v_{j_K}\}$ where $G[\{v_{j_1}, v_{j_2}, \dots, v_{j_K}\}]$ is a clique and the volume of the simplex formed by the realizations of $\{v_{j_1}, v_{j_2}, \dots, v_{j_K}\}$ is positive

where $G[\mathcal{V}']$ is the subgraph of G induced by $\mathcal{V}' \subseteq \mathcal{V}$ and a clique is a complete subgraph. We define an adjacent predecessor of a vertex $v \in \mathcal{V}$ as $u \in \mathcal{V}$ with $\{u, v\} \in \mathcal{E}$ such that u precedes v in the order.

The focus of this paper is finding optimal BP trees for a class of such Discretizable DGPs (DDGPs), namely the Discretization Vertex Ordering Problem (DVOP)¹. We will present the DVOP in detail in Section 2, following the convention of [7], which distinguishes DVOP from DDGP and establishes the DVOP as a total order that does not verify the simplex-related conditions, (ii) (b), of the DDGP definition. The DDGP is \mathcal{NP} -Hard, and the DVOP is \mathcal{NP} -Complete [7, 8, 10]. However, if K is fixed, there exists a greedy algorithm to solve DVOP, given all possible initial cliques. Thus DVOP with fixed K is polynomial [7, 10].

The rest of the paper is organized as follows. In Section 2, we present the DVOP, and explain in detail the problem of finding an optimal discretization order, MIN DOUBLE. We also review two existing integer programming (IP) formulations, and a branch-and-cut procedure from the literature.

¹In the literature, somewhat confusingly, the Discretization Vertex Ordering Problem (DVOP) is sometimes referred to as the problem of finding an order for the DDGP [1].

In Section 3, we introduce a novel IP formulation and three novel constraint programming (CP) formulations for MIN DOUBLE. In Section 4, we present two hybrid IP-CP decomposition algorithms, as well as some valid inequalities for the problem. Finally, in Section 5, we present a computational study which compares all the proposed solution methods.

We note that an overview of our paper, namely the models/methods from the literature as well as our proposed models/methods are provided in Table 3 of Appendix C.

2 Preliminaries

2.1 Notation

All sets are denoted calligraphically. Let $G = (\mathcal{V}, \mathcal{E})$ be an undirected graph, where \mathcal{V} is the set of vertices and \mathcal{E} is the set of edges. The *adjacency matrix* of G is denoted by A , i.e., $A_{v,u} = 1$ if and only if edge $\{u, v\} \in \mathcal{E}$. We define a directed graph $\vec{G} = (\mathcal{V}, \mathcal{A})$, where \mathcal{A} is the set of directed arcs in \vec{G} , i.e., $\mathcal{A} = \{(u, v) \cup (v, u) : \{u, v\} \in \mathcal{E}\}$. We adopt the convention of denoting an undirected edge, $\{u, v\}$, and a directed arc, (u, v) . Denote the *neighbourhood* of a vertex v as $\mathcal{N}(v)$, i.e., $\mathcal{N}(v) = \{u \in \mathcal{V} : \{u, v\} \in \mathcal{E}\}$, thus $v \notin \mathcal{N}(v)$ and the *degree* of v as $d(v) = |\mathcal{N}(v)|$. We let $G[\mathcal{V}'] = (\mathcal{V}', \mathcal{E}')$ be the subgraph of G induced by $\mathcal{V}' \subseteq \mathcal{V}$, and thus $\mathcal{E}' = \{\{u, v\} \in \mathcal{E} : u, v \in \mathcal{V}'\}$. A *clique*, \mathcal{K} , in G is a set of vertices $\{v_1, v_2, \dots, v_{|\mathcal{K}|}\} \subseteq \mathcal{V}$ such that $\{v_i, v_j\} \in \mathcal{E}$ for all $v_i, v_j \in \mathcal{K}$ such that $v_i \neq v_j$. We define a directed cycle, C as a subgraph of \vec{G} , $C = (\mathcal{V}^C, \mathcal{A}^C)$, where C forms a path where the first node is the same as the last node. We define an *adjacent predecessor* of a vertex $v \in \mathcal{V}$ as $u \in \mathcal{V}$ with $\{u, v\} \in \mathcal{E}$ such that u precedes v in a vertex order.

For $a, b \in \mathbb{Z}_+$, $a \leq b$, we introduce the notation $[a] = \{0, 1, \dots, a-1\}$ and $[a, b] = \{a, a+1, \dots, b\}$. If $a > b$, then $[a, b] = \emptyset$, similarly if $a < 0$, then $[a] = \emptyset$. We use $\mathbb{I}(\cdot)$ as the *indicator function*, which evaluates to 1 if the boolean expression it operates on is true and 0 if it is false.

Indices follow these conventions: indices start at 0, so that the possible positions of a vertex order are $[|\mathcal{V}|]$. We let $|\mathcal{V}| = n$, and use $|\mathcal{V}|$ in relation to vertices and n in relation to ranks of a vertex order.

2.2 Problem Definition

The *Discretization Vertex Order Problem* (DVOP) [7] is the search for a total order of the vertices of a simple, connected, undirected graph G , given an integer dimension K , that satisfies the following:

- (i) the first K vertices in the order form a clique in the input graph, G , and
- (ii) the following vertices each have at least K adjacent vertices in G as predecessors in the order.

We refer to a total order that satisfies (i) and (ii) as a *DVOP order*, in this case we say the instance (G, K) is *feasible*, otherwise it is *infeasible*.

In order to characterize the DVOP we introduce a general function which we call $rank(\cdot)$,

$$rank : \mathcal{V} \rightarrow [n - 1]$$

thus $rank(\cdot)$ maps from a set of vertices to a set of ranks. Let \mathcal{R}^{LO} be the set of $rank(\cdot)$ that give a linear ordering, i.e., $rank(\cdot)$ is bijective [3]. Let $\mathcal{R}^{DVOP} \subseteq \mathcal{R}^{LO}$ be the set of $rank(\cdot)$ that give a linear ordering and satisfies (i) and (ii). We say $rank(\cdot)$ *characterizes* a DVOP order if $rank(\cdot) \in \mathcal{R}^{DVOP}$. Note that (ii) implies that the vertex at rank K must be adjacent to all the vertices at ranks $[K - 1]$. Combined with (i) this implies that the first $K + 1$ vertices in the DVOP order induce a clique in G , we call this clique the first or initial clique. Formally, we have:

- (i) $G[\{v \in \mathcal{V} : \text{rank}(v) \leq K\}]$ is a clique, and
- (ii) $|\{u \in \mathcal{N}(v) : \text{rank}(u) \leq \text{rank}(v) - 1\}| \geq K$ for all $v \in \mathcal{V}$ with $\text{rank}(v) \geq K + 1$.

Example 2. Figure 3 shows a graph for which $(v_0, v_1, v_2, v_3, v_4, v_5)$ is a DVOP order for $K = 2$. That is for some $\text{rank}(\cdot) \in \mathcal{R}^{DVOP}$: $\text{rank}(v_0) = 0$, $\text{rank}(v_1) = 1$, $\text{rank}(v_2) = 2$ and so on. We can see the vertices v_0 , and v_1 are adjacent and thus form a 2-clique, the vertices v_2, v_3 , and v_4 each have two adjacent predecessors and v_5 has four adjacent predecessors in the order. Note that the first $K + 1$ vertices in the order, namely v_0, v_1, v_2 , form a clique since again the vertex at position K must be adjacent to the K previous vertices.

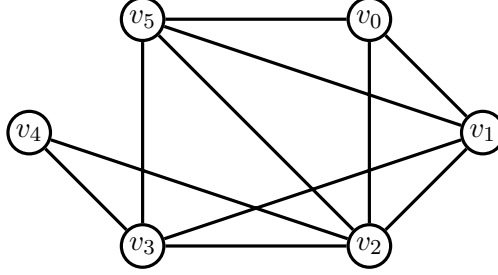


Figure 3: A graph instance which is feasible for DVOP with $K = 2$.

However, there is no DVOP order for the $K = 3$ case for the graph in Figure 3, since v_4 is not in a 4-clique and cannot have 3 adjacent predecessors since it only has 2 neighbours in G .

Recall, from Section 1, the solution space of DDGPs can be represented as a binary tree structure that may be searched using the branch and prune (BP) algorithm. Here the vertex order dictates the manner in which we search over the continuous \mathbb{R}^K space to find a solution to the DGP. Given a DVOP order, the BP algorithm solves the DDGP by fixing the coordinates of the first K vertices in the order and enumerating the possible realizations of the remaining vertices (e.g., see Figure 2). In the BP search tree, branching on a vertex with exactly K predecessors in the order yields at most two child nodes which are called *double vertices*. Otherwise if the vertex has more than K predecessors it has at most one child in the BP tree and is a *single vertex* [16]. In order to characterize the notion of a double vertex we define function which we call $\text{double}(\cdot)$ as

$$\text{double} : \mathcal{V} \rightarrow \{0, 1\}$$

and

$$\text{double}(v) = \begin{cases} 1, & \text{if } v \text{ has exactly } K \text{ adjacent predecessors in the order} \\ 0, & \text{otherwise} \end{cases} \quad \forall v \in \mathcal{V}.$$

The number of double vertices can be used as a measure of the size of the BP tree and defined by the recursion,

$$\text{nodes}(r) = \begin{cases} 1, & r \in [K - 1] \\ (\text{double}(\text{rank}^{-1}(r)) + 1) \cdot \text{nodes}(r - 1), & r \in [K, n - 1] \end{cases}$$

where $\text{nodes}(r)$ is the number of nodes at level r of the BP tree [16]. Notice that because each level of the tree gives all positions of a single vertex in the order, the levels of the tree are equivalent to the positions of the order. The maximum number of nodes in the BP tree is

$$M = \sum_{r=0}^{n-1} \text{nodes}(r)$$

that is, the sum of $nodes(\cdot)$ over all positions [16]. Note that we say the *maximum* number of nodes in the BP tree, not the number of nodes, since G may have some extra edges that allow us to prune positions and reduce the number of nodes in the BP tree.

Given this measure of BP tree size, Omer and Gonçalves [16] defined two optimization problems: MIN DOUBLE and MIN NODES, both of which try to find an optimal DVOP order but under different objective functions. MIN DOUBLE seeks to minimize the number of nodes which are doubles, while MIN NODES seeks to minimize the maximum number of nodes in the BP tree and thus requires both a minimum number of double vertices and to fix the positions of these vertices as close to the end of the order as possible so as to have the smallest effect on tree size, due to doubling the number of nodes.

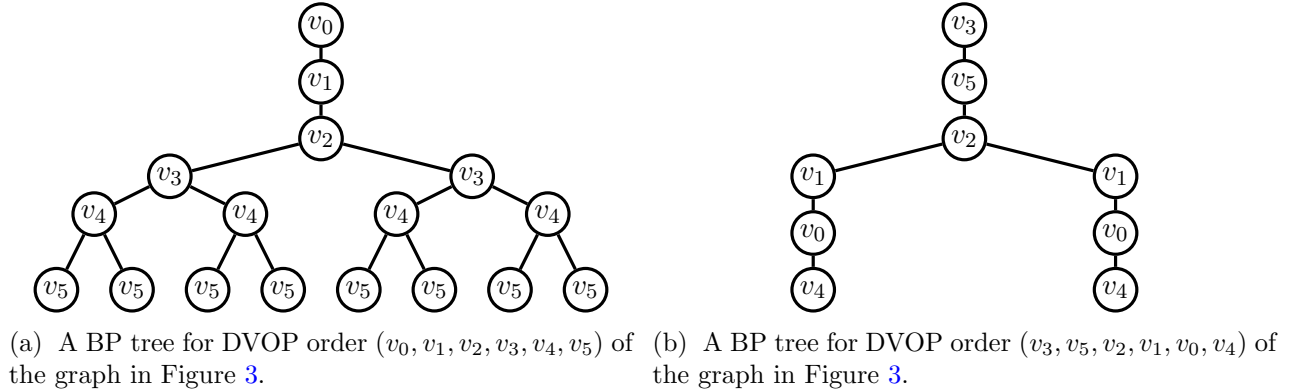


Figure 4: BP trees for two DVOP orders of the graph in Figure 3.

Example 3. The order previously given for the graph in Figure 3, $(v_0, v_1, v_2, v_3, v_4, v_5)$, has three double vertices, v_2, v_3, v_4 , which all have exactly K adjacent predecessors in the order. However, a DVOP order that minimizes the number of doubles for this instance is $(v_3, v_5, v_2, v_1, v_0, v_4)$, which has two double vertices, v_2, v_4 . Figure 4a shows the BP tree for the first order, with three doubles, it has at most 17 nodes in total. Recall, that each node of the BP tree is a possible coordinate position for that vertex in \mathbb{R}^K . Figure 4b shows the BP tree for the second order, with two doubles, and at most 9 nodes almost half as many as the BP tree of first order. We also note that the tree in Figure 4a has width 8, whereas the tree in Figure 4b has width 2. Thus fewer doubles reduced the size of the BP tree but with respect to the width and the number of nodes, giving a clear motivation to solve the aforementioned optimization problems.

The general framework for MIN DOUBLE is

$$\min \sum_{r \in [n-1]} \text{double}(\text{rank}^{-1}(r)) \quad (1a)$$

$$\text{s.t. } \text{rank}(\cdot) \in \mathcal{R}^{DVOP} \quad (1b)$$

$$\sum_{u \in \mathcal{N}(v)} \mathbb{I}(\text{rank}(u) \leq \text{rank}(v) - 1) \begin{cases} = K & \implies \text{double}(v) = 1 \\ \geq K + 1 & \implies \text{double}(v) = 0 \end{cases} \quad \forall v \in \mathcal{V} \text{ s.t. } \text{rank}(v) \geq K \quad (1c)$$

Constraints (1c) can be simplified since at optimality the objective will ensure there are the fewest doubles possible, thus we need only to enforce that v has at least $K + 1$ adjacent predecessors if it

is not a double. Otherwise, we need to enforce that v has a least K adjacent predecessors. Thus, we use in the remainder of this paper the following reduced version of (1):

$$\min \sum_{r \in [n-1]} \text{double}(\text{rank}^{-1}(r)) \quad (2a)$$

$$\text{s.t. } \text{rank}(\cdot) \in \mathcal{R}^{DVOP} \quad (2b)$$

$$\sum_{u \in \mathcal{N}(v)} \mathbb{I}(\text{rank}(u) \leq \text{rank}(v) - 1) \geq K + 1 - \text{double}(v) \quad \forall v \in \mathcal{V} \text{ s.t. } \text{rank}(v) \geq K \quad (2c)$$

Note that constraints (2c) imply that every vertex v with $\text{rank}(v) \geq K$ has at least K adjacent predecessors since $\text{double}(v) \in \{0, 1\}$. Moreover, if v also has $\leq K$, i.e., $= K$, adjacent predecessors, then constraints (2c) makes it a double. Otherwise, constraint (2c) for v becomes redundant, so the value of $\text{double}(v)$ can be either 0 or 1. But due to the objective, which is minimizing the number of doubles, we will have $\text{double}(v) = 0$, which is what is desired by definition of $\text{double}(\cdot)$.

We are able to extend the general formulation for MIN DOUBLE to one for MIN NODES by simply changing the objective function to

$$\sum_{v \in \mathcal{V}} \text{nodes}(\text{rank}(v))$$

since the number of nodes in the tree, $\text{nodes}(\text{rank}(v))$, at each rank follows by definition from whether the vertex at that position in the order is a double or not, $\text{double}(v)$.

Furthermore, we consider the multi-objective case of minimizing both the number of doubles and the maximum number of nodes. We define the multi-objective problem as follows.

$$\min \left\{ \sum_{v \in \mathcal{V}} \text{nodes}(\text{rank}(v)), \sum_{r \in [n-1]} \text{double}(\text{rank}^{-1}(r)) \right\} \quad (3a)$$

$$\text{s.t. (2b) - (2c)} \quad (3b)$$

Example 4. Consider the graph in Figure 3. For this example, the multi-objective problem has 180 feasible (DVOP) solutions in the decision space, which yield the set of five images in the objective space as shown in Figure 5. Its Pareto frontier consists of the square point.

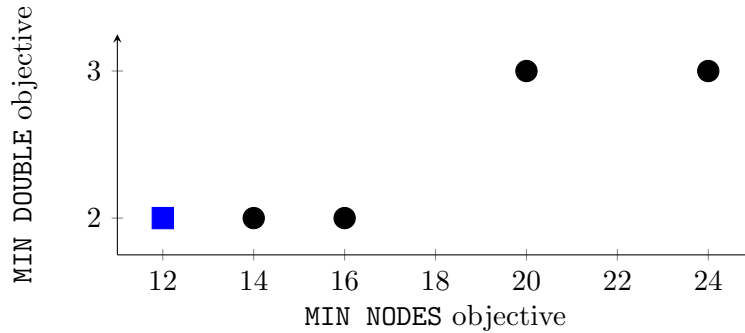


Figure 5: Set of feasible solutions in the objective space of the multi-objective problem (3) for the example in Figure 3, where the non-dominated point is marked with a square.

The next result shows that the MIN NODES – MIN DOUBLE multi-objective problem has a feasible ideal point, whose proof is provided in Appendix A.

Theorem 1. *The Pareto frontier of the MIN NODES – MIN DOUBLE multi-objective problem (3) consists of a single non-dominated point.*

It is also easy to show that there are in fact no weakly non-dominated points with the same MIN DOUBLE objective value as in the non-dominated (ideal) point.

For the remainder of this paper, we study solution methods to MIN DOUBLE, but these methods can be easily extended to MIN NODES.

2.3 Existing Mathematical Models

Prior to this work, Omer and Gonçalves [16] present two IP formulations and one branch-and-cut procedure for MIN DOUBLE. These are summarized below, while full details can be found in Appendix B.

- The cycles formulation (CYCLES): They introduce three sets of binary variables to indicate precedence between vertices, the double vertices, and the initial clique, respectively. The constraints break 2-cycles and 3-cycles in the precedence variables, select the first clique, and link precedence and the initial clique variables to the doubles.
- The rank formulation (RANKS): They replace the cycle breaking constraints in (CYCLES) with an adaptation of the Miller-Tucker-Zemlin [11] formulation for the travelling salesman problem, for which they introduce n rank variables, and link the precedence variables with the ranks.
- Cycle cut generation (CCG): They break cycles in the precedence variables iteratively within a branch-and-cut algorithm.

3 Mathematical Models

3.1 Integer Programming Formulation

Our first IP formulation extends the DVOP formulation presented by Lavor et al. [7] to incorporate constraints for MIN DOUBLE. Define binary variables $x_{vr} = 1$ if the vertex $v \in \mathcal{V}$ is at rank $r \in [n-1]$, 0 otherwise; $y_r = 1$ if the vertex at position $r \in [n-1]$ is a double, 0 otherwise. It is also possible to define this variable with respect to the vertex index $v \in \mathcal{V}$ as in the existing IP formulations. We also introduce binary indicator variables z_{vr} for all $v \in \mathcal{V}$, $r \in [n-1]$ to express logical constraints. Then, the formulation follows as:

$$(\text{IP}) : \min \sum_{r \in [n-1]} y_r \tag{4a}$$

$$\text{s.t.} \quad \sum_{r \in [n-1]} x_{vr} = 1 \quad \forall v \in \mathcal{V} \tag{4b}$$

$$\sum_{v \in V} x_{vr} = 1 \quad \forall r \in [n-1] \tag{4c}$$

$$\sum_{u \in \mathcal{N}(v)} \sum_{j \in [r-1]} x_{uj} \geq r x_{vr} \quad \forall v \in \mathcal{V}, r \in [1, K] \tag{4d}$$

$$\sum_{u \in \mathcal{N}(v)} \sum_{j \in [r-1]} x_{uj} \geq K x_{vr} \quad \forall v \in \mathcal{V}, r \in [K+1, n-1] \tag{4e}$$

$$y_r = 0 \quad \forall r \in [K-1] \quad (4f)$$

$$y_K = 1 \quad (4g)$$

$$\sum_{u \in \mathcal{N}(v)} \sum_{j \in [r-1]} x_{uj} \geq (K+1)z_{vr} \quad \forall v \in \mathcal{V}, r \in [K, n-1] \quad (4h)$$

$$x_{vr} - y_r \leq z_{vr} \quad \forall v \in \mathcal{V}, r \in [K, n-1] \quad (4i)$$

$$x_{vr} \in \{0, 1\} \quad \forall v \in \mathcal{V}, r \in [n-1] \quad (4j)$$

$$y_r \in \{0, 1\} \quad \forall r \in [n-1] \quad (4k)$$

$$z_{vr} \in \{0, 1\} \quad \forall v \in \mathcal{V}, r \in [n-1] \quad (4l)$$

Constraints (4b) and (4c) ensure that there is a bijection from the vertices to the ranks, that is each vertex has exactly one rank and vice versa. Constraints (4d) ensure that we have an initial clique of size $K+1$, since each vertex in the clique will be adjacent to all its predecessors. Constraints (4e) ensure that each vertex after the initial clique has at least K adjacent predecessors. Constraints (4f) fixes the first K positions to be single vertices, as by definition they cannot be doubles. Similarly, constraint (4g) fixes position K to be a double, since we have an initial clique of size $K+1$, which implies that the $(K+1)^{\text{th}}$ vertex will always be adjacent to exactly K vertices and thus is always double. Constraints (4h) and (4i) link the x_{vr} and y_v variables, where we want to enforce that if vertex v is a non-double, then for any rank r , either v is not in position r or it has at least $K+1$ adjacent predecessors, that is

$$y_r = 0 \implies x_{vr} = 0 \vee \sum_{u \in \mathcal{N}(v)} \sum_{j \in [r-1]} x_{uj} \geq K+1$$

which is equivalent to

$$y_r = 0 \wedge x_{vr} = 1 \implies \sum_{u \in \mathcal{N}(v)} \sum_{j \in [r-1]} x_{uj} \geq K+1.$$

The left-hand-side can be rewritten giving

$$x_{vr} - y_r \geq 1 \implies \sum_{u \in \mathcal{N}(v)} \sum_{j \in [r-1]} x_{uj} \geq K+1.$$

We then use the indicator variable z_{vr} taking the value of 1 if the left-hand-side of the inequality holds to rewrite the implication as constraints (4h) and (4i). Finally, constraints (4j), (4k), and (4l) give binary domains for the decision variables.

For any feasible solution to (IP)

$$\text{rank}(v) = \sum_{r \in [r-1]} rx_{vr}, \quad \forall v \in \mathcal{V}$$

characterizes the order, while

$$\text{double}(\text{rank}^{-1}(r)) = y_r, \quad \forall r \in [n-1]$$

provides the information about which ranks have double vertices.

3.2 Constraint Programming Formulations

The effectiveness of Constraint Programming (CP) for solving permutation-based problems can be leveraged to solve MIN DOUBLE. We present three CP formulations for MIN DOUBLE.

We begin with a natural translation of (IP) into CP to define the primal CP formulation. Define integer variables r_v denoting the rank of vertex $v \in \mathcal{V}$.

$$(\text{CP}^{\text{RANK}}) : \min \sum_{v \in \mathcal{V}} y_v + 1 \quad (5a)$$

$$\text{s.t. AllDifferent}(r_0, r_1, \dots, r_{n-1}) \quad (5b)$$

$$r_i \geq K + 1 \vee r_j \geq K + 1 \quad \forall i, j \in \mathcal{V} \text{ s.t. } i \neq j \text{ and } \{i, j\} \notin \mathcal{E} \quad (5c)$$

$$r_v \geq K + 1 \implies \sum_{u \in \mathcal{N}(v)} \mathbb{I}(r_u \leq r_v - 1) \geq K + (1 - y_v) \quad \forall v \in \mathcal{V} \quad (5d)$$

$$y_r \in \{0, 1\} \quad \forall r \in [n - 1] \quad (5e)$$

$$r_v \in [n - 1] \quad \forall v \in \mathcal{V} \quad (5f)$$

Objective (5a) minimizes the number of vertices which are double and adds one for the vertex in position K which is always a double, by definition. Constraint (5b) is the CP global constraint AllDifferent, which forces every variable in the set to have a unique value, because this constraint acts on n variables, all of which have the same domain which also has n values, (6b) ensures that each vertex and rank map one to one. Constraints (5c) constrain that we have an initial clique of size $K + 1$, by having only pairs of vertices which are adjacent in the first $K + 1$ ranks. Logical constraints (5d) ensure that all vertices with ranks outside the initial clique have K adjacent predecessors if they are double and at least $K + 1$ adjacent predecessors otherwise. These constraints use CP cardinality clause constraints, which specify a particular number of boolean variables must be true. However, constraints (5d) do not use boolean variables directly, instead each $(r_u \leq r_v - 1)$ is a predicate taking a boolean value. Finally, constraints (5e) and (5f) enforce the variable domains.

The function which characterizes the order for $(\text{CP}^{\text{RANK}})$ is

$$\text{rank}(v) = r_v, \quad \forall v \in \mathcal{V}$$

and the double function is

$$\text{double}(v) = y_v, \quad \forall v \in \mathcal{V}.$$

The second CP formulation for MIN DOUBLE is the dual formulation to (5). We define integer variables v_r equal to the vertex index at rank $r \in [n - 1]$. As such, the value of these dual variables are equivalent to the primal variables in (5) [18].

$$(\text{CP}^{\text{VERTEX}}) : \min \sum_{r \in [n-1]} y_r \quad (6a)$$

$$\text{s.t. AllDifferent}(v_0, v_1, \dots, v_{n-1}) \quad (6b)$$

$$A_{v_i, v_j} = 1 \quad \forall i \in [K - 1], j \in [i + 1, K] \quad (6c)$$

$$\sum_{j=0}^{r-1} A_{v_r, v_j} \geq K + (1 - y_r) \quad \forall r \in [K + 1, n - 1] \quad (6d)$$

$$y_r = 0 \quad \forall r \in [K - 1] \quad (6e)$$

$$y_K = 1 \quad (6f)$$

$$y_r \in \{0, 1\} \quad \forall r \in [n - 1] \quad (6g)$$

$$v_r \in [|\mathcal{V}|] \quad \forall r \in [n - 1] \quad (6h)$$

Objective (6a) minimizes the number of ranks with double variables. Constraint (6b) enforces the one to one mapping of ranks to vertices. Constraints (6c) ensure that we have an initial clique of size $K + 1$ by forcing all vertices in the first $K + 1$ ranks to all be pairwise adjacent. These constraints use the so-called element constraints, which allow the use of variables as array indices in CP. Constraints (6d) force all vertices in ranks greater than K to have at least K adjacent predecessors if they are double and at least $K + 1$ adjacent predecessors if they are not. Constraints (6e) and (6c) are the same as constraints (4f) and (4g) which allow fixing of the variables whose double values are known. Finally, (6g) and (6h) give the variable domains.

For $(\text{CP}^{\text{VERTEX}})$,

$$\text{rank}^{-1}(r) = v_r, \quad \forall r \in [n - 1]$$

characterizes the DVOP order and the double function is

$$\text{double}(\text{rank}^{-1}(r)) = y_r, \quad \forall r \in [n - 1].$$

The third CP formulation uses both primal and dual variables and constraints, creating one larger combined formulation which can leverage redundant constraints to make stronger inferences in the CP search.

$$(\text{CP}^{\text{COMBINED}}) : \min \sum_{r \in [n-1]} y_r \quad (7a)$$

$$\text{s.t. inverse}(v, r) \quad (7b)$$

$$A_{v_i, v_j} = 1 \quad \forall i \in [K - 1], j \in [i + 1, K] \quad (7c)$$

$$\sum_{j=0}^{r-1} A_{v_r, v_j} \geq K + (1 - y_r) \quad \forall r \in [K + 1, n - 1] \quad (7d)$$

$$y_r = 0 \quad \forall r \in [K - 1] \quad (7e)$$

$$y_K = 1 \quad (7f)$$

$$r_i \geq K + 1 \vee r_j \geq K + 1 \quad \forall i, j \in \mathcal{V} : i \neq j, \{i, j\} \notin \mathcal{E} \quad (7g)$$

$$r_v \geq K + 1 \implies \sum_{u \in \mathcal{N}(v)} \mathbb{I}(r_u \leq r_v - 1) \geq K \quad \forall v \in \mathcal{V} \quad (7h)$$

$$y_r \in \{0, 1\} \quad \forall r \in [n - 1] \quad (7i)$$

$$v_r \in [|\mathcal{V}|] \quad \forall r \in [n - 1] \quad (7j)$$

$$r_v \in [n - 1] \quad \forall v \in \mathcal{V} \quad (7k)$$

Objective (7a) minimizes the number of ranks which have double vertices. Constraint (7b) channels the primal and dual variables by enforcing the relationship $(r_i = j) \equiv (v_j = i)$. This inverse constraint allows for the elimination of the AllDifferent constraints because the domains of both types of variables are the same. Constraints (7h) do not include the double variables as we have chosen to index the doubles in the natural way using ranks instead of vertices. All the other constraints are as previously defined in formulations (5) and (6).

For $(\text{CP}^{\text{COMBINED}})$, both

$$\text{rank}(v) = r_v, \quad \forall v \in \mathcal{V} \text{ and } \text{rank}^{-1}(r) = v_r, \quad \forall r \in [n - 1]$$

characterize the DVOP order, while

$$\text{double}(\text{rank}^{-1}(r)) = y_r, \quad \forall r \in [n-1]$$

is the double function.

4 Hybrid Decomposition Approaches and Valid Inequalities

4.1 A Naive Decomposition

We present a decomposition of $(\text{CP}^{\text{VERTEX}})$, where the master problem will be solved using IP. The master problem, (MP1), provided in (8a), fixes which positions of the order have double vertices. As such, since the double variables are rank-indexed we are able to fix the values of $K+1$ variables (which is not possible with vertex-indexed double variables).

$$(\text{MP1}) : \min \sum_{r \in [n-1]} y_r \quad (8a)$$

$$\text{s.t. } y_r = 0 \quad \forall r \in [K-1] \quad (8b)$$

$$y_K = 1 \quad (8c)$$

$$y_r \in \{0, 1\} \quad \forall r \in [n-1] \quad (8d)$$

Given a feasible solution to the master problem, \hat{y} , the subproblem then tries to build a DVOP order with doubles in the correct location.

$$(\text{SP1}) : \text{AllDifferent}(v_0, v_1, \dots, v_{n-1}) \quad (9a)$$

$$A_{v_i, v_j} = 1 \quad \forall i \in [K-1], j \in [i+1, K] \quad (9b)$$

$$\sum_{j=0}^{r-1} A_{v_r, v_j} \geq K \quad \forall r \in [K+1, n-1] \text{ with } \hat{y}_r = 1 \quad (9c)$$

$$\sum_{j=0}^{r-1} A_{v_r, v_j} \geq K+1 \quad \forall r \in [K+1, n-1] \text{ with } \hat{y}_r = 0 \quad (9d)$$

$$v_r \in [|\mathcal{V}|] \quad \forall r \in [n-1] \quad (9e)$$

A feasible subproblem means we have found an optimal solution since (MP1) will give the smallest number of doubles and (SP1) ensures that there is in fact an order with this number of doubles. If (SP1) is infeasible, that means there is no order with the \hat{y} sequence and we must cut off the candidate \hat{y} solution.

The simplest cut for (MP1) is a no-good cut which will force it to choose a different position for at least one double vertex or single vertex:

$$\sum_{\substack{r \in [n-1]: \\ \hat{y}_r = 1}} (1 - y_r) + \sum_{\substack{r \in [n-1]: \\ \hat{y}_r = 0}} y_r \geq 1.$$

However, as this cut eliminates only the \hat{y} solution, it is very weak.

Fortunately, this naive decomposition exactly fits into the definition of *combinatorial Benders decomposition* [2], since we have one set of constraints in the extensive form $(\text{CP}^{\text{VERTEX}})$, namely (6d) that links the y and r variables, and there is exactly one y in each of the constraints. If (SP1)

is infeasible we can solve for an irreducible infeasible subsystem (IIS), let $\mathcal{IIS} \subseteq [K+1, n-1]$, and pass the following cut to (MP1) instead of the no-good cut:

$$\sum_{\substack{r \in [n-1]: \\ \hat{y}_r=1 \\ r \in \mathcal{IIS}}} (1 - y_r) + \sum_{\substack{r \in [n-1]: \\ \hat{y}_r=0 \\ r \in \mathcal{IIS}}} y_r \geq 1 \quad (10)$$

The full procedure for the cutting plane algorithm of the naive decomposition can be found in Algorithm 1.

Algorithm 1: Naive Decomposition

Input: (G, K)

```

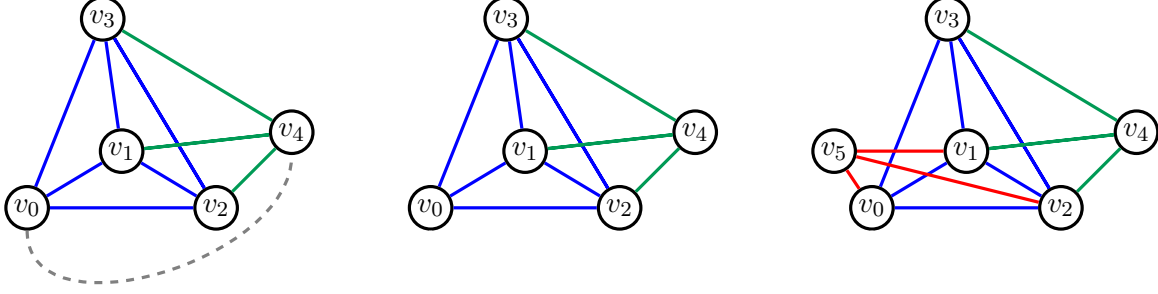
1 optimal := false
2 while not optimal do
3   solve (MP1) and get solution  $(\hat{y})$ 
4   solve (SP1) with  $(\hat{y})$ 
5   if (SP1) infeasible then
6     find  $\mathcal{IIS}$ 
7     add (10) to (MP1)
8   else
9     let  $\hat{v}$  be an optimal solution of (SP1)
10    accept  $(\hat{y}, \hat{v})$ 
11    optimal := true
12  end
13 end
```

4.2 Valid Inequalities

Analysis of the preliminary computational results showed that the doubles in an order were likely to be close to the first clique, which is logical as K is small compared to the number of vertices in the order and these are the vertices with the least predecessors. The valid inequalities obtained via the procedure in Algorithm 2 are the result of analyzing the structure of graphs with various double sequences. Given an instance (G, K) and the set of cliques, \mathcal{K} , in G , Algorithm 2 attempts to find structures for which positions $K+1$, $K+2$, and $K+3$ in the order can be non-doubles. We next explain the procedure in Algorithm 2, step by step.

The algorithm begins by checking if there is a clique of size $K+2$ in G . If such a clique does not exist, the vertex at position $K+1$ must be a double since we are unable to extend the initial $(K+1)$ -clique to a $(K+2)$ -clique. Thus the vertex at position $K+1$ cannot be adjacent to all $K+1$ of its predecessors and must have exactly K predecessors instead. In this case we obtain $y_{K+1} = 1$ as a valid inequality. As seen in Figure 6a, if the dashed edge does not exist, there is no $(K+2)$ -clique, so the initial clique can be v_0, v_1, v_2, v_3 and v_4 is a double or the initial clique can be v_1, v_2, v_3, v_4 and v_0 is double, thus the vertex at position $K+1$ is always a double.

If y_{K+1} has been fixed to be a double, we search further for a structure in the graph that would allow position $K+2$ to be a non-double. On line 5, we consider all possible graph sub-structures which can fill positions 0 to $K+1$ in the order. Since there is no $(K+2)$ -clique, these structures are two $(K+1)$ -cliques, whose intersection is exactly K vertices, as seen in Figure 6b, one clique is the initial clique and the second contains the vertex at position $K+1$ and its K adjacent predecessors.



(a) Structure for the first $K + 1$ ranks, there is no $(K + 2)$ -clique if the dashed edge is not in the input graph. (b) Two overlapping $(K + 1)$ -cliques with intersection of exactly K vertices. Here y_{K+1} is a double. (c) Three overlapping $(K + 1)$ -cliques with intersection of exactly K vertices. Here y_{K+1} and y_{K+2} are doubles.

Figure 6: Graph substructures which lead to valid inequalities for (MP1), with $K = 3$.

We would like to extend these structures by another vertex which is adjacent to at least $K + 1$ of the vertices in the structure. If such a vertex exists then we have a candidate structure for which position $K + 2$ can be a non-double, if no such candidate is found, we know y_{K+2} is a double, this is the case in Figure 6c, where we have three cliques $(K + 1)$ -cliques, whose intersection is exactly K vertices but no $(K + 2)$ -clique as a substructure. Finally if we have at least one candidate we try to extend it in the same manner as before by looking for a vertex which could be a non-double in position $K + 3$, if one exists we cannot say anything about whether position $K + 3$ has a double. However, if no such structure exists, we can add the valid inequality $y_{K+2} + y_{K+3} \geq 1$ (line 22), since we know positions $K + 2$ and $K + 3$ are not both non-double.

If there is a $(K + 2)$ -clique (line 25), it is possible for position $K + 1$ to be a non-double, so we similarly search for a vertex which can extend one of the $(K + 2)$ -cliques so that the vertex is a non-double. If no such vertex exists, we know positions $K + 1$ and $K + 2$ are not both non-double, so we can add the valid inequality $y_{K+1} + y_{K+2} \geq 1$ (line 34). Finally, if we have one such vertex clique candidate, we can try to extend it a final time to find a structure which would allow all three positions, $K + 1$, $K + 2$, and $K + 3$, to be non-doubles. If we are unable to find such a candidate structure, we add the valid inequality $y_{K+1} + y_{K+2} + y_{K+3} \geq 1$ (line 44) since we must have at least one double vertex in these positions.

We are also able to fix the double value of positions starting from the end of the order. We remark that if there is no vertex with degree exactly K , then the last position in the order cannot be a double because it must have at least $K + 1$ adjacent predecessors. Similarly, if there is no vertex with degree greater than or equal to $K + 1$, positions $n - 1$ and $n - 2$ cannot be doubles because the vertex with smallest degree has at least $K + 2$ neighbours so in the best case if it is in position $n - 1$, it has $K + 2$ adjacent predecessors, and if it is in position $n - 2$, it has at least $K + 1$ adjacent predecessors. We extend this notion to a general rule based on the minimum degree of a vertex in the input graph.

Variable Fixing Rule 1. Given, (G, K) , let m be the minimum degree of $v \in \mathcal{V}$,

$$y_{n-i} = 0 \quad \forall i = [1, m - K].$$

Preliminary computational results show that the performance of the naive decomposition is weak. The master problem solves in less than a second, and using combinatorial Benders, we were

Algorithm 2: Valid inequalities for MIN DOUBLE

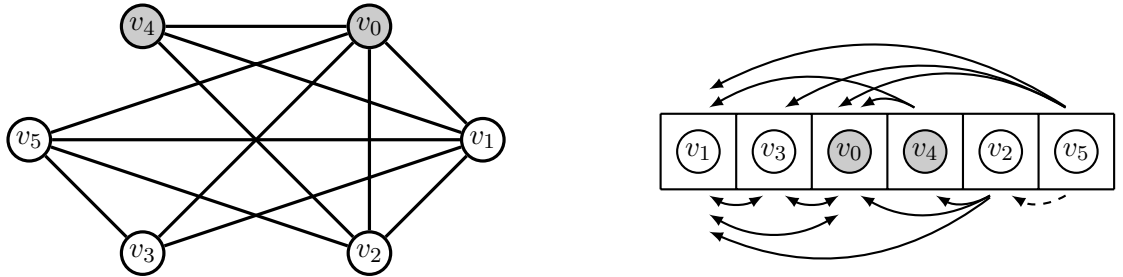
```
Input:  $(G, K)$ 
1 candidates :=  $\emptyset$ 
2 if  $\mathcal{K}_{K+2} = \emptyset$  then
3    $y_{K+1} = 1$ 
4   found := false
5   foreach  $\mathcal{V}^C = \mathcal{V}^{C_1} \cup \mathcal{V}^{C_2}, C_1, C_2 \in \mathcal{K}_{K+1}$  s.t.  $|\mathcal{V}^{C_1} \cap \mathcal{V}^{C_2}| = K$  do
6     if  $\exists v \in \mathcal{V} \setminus \mathcal{V}^C$  s.t.  $|\mathcal{N}(v) \cap \mathcal{V}^C| \geq K + 1$  then
7       candidates.add( $(\mathcal{V}^C, v)$ )
8       found := true
9     end
10  end
11  if not found then
12     $y_{K+2} = 1$ 
13  else
14    found := false
15    foreach  $(\mathcal{V}^C, v) \in \text{candidates}$  do
16      if  $\exists v' \in \mathcal{V} \setminus (\mathcal{V}^C \cup \{v\})$  s.t.  $|\mathcal{N}(v') \cap (\mathcal{V}^C \cup \{v\})| \geq K + 1$  then
17        found := true
18        break
19      end
20    end
21    if not found then
22       $y_{K+2} + y_{K+3} \geq 1$ 
23    end
24  end
25 else
26   found := false
27   foreach  $C \in \mathcal{K}_{K+2}$  do
28     if  $\exists v \in \mathcal{V} \setminus \mathcal{V}^C$  s.t.  $|\mathcal{N}(v) \cap \mathcal{V}^C| \geq K + 1$  then
29       candidates.add( $(\mathcal{V}^C, v)$ )
30       found := true
31     end
32   end
33   if not found then
34      $y_{K+1} + y_{K+2} \geq 1$ 
35   else
36     found := false
37     foreach  $(\mathcal{V}^C, v) \in \text{candidates}$  do
38       if  $\exists v' \in \mathcal{V} \setminus (\mathcal{V}^C \cup \{v\})$  s.t.  $|\mathcal{N}(v') \cap (\mathcal{V}^C \cup \{v\})| \geq K + 1$  then
39         found := true
40         break
41       end
42     end
43     if not found then
44        $y_{K+1} + y_{K+2} + y_{K+3} \geq 1$ 
45     end
46   end
47 end
```

able to observe that the problem converges in relatively few iterations, however finding an IIS requires a considerable amount of time. Thus this naive decomposition approach is unbalanced, it has a very weak master problem and a very strong subproblem. This motivates the next decomposition approach. We remark, however, that the addition of valid inequalities and variable fixing strengthens the naive decomposition significantly.

4.3 A Witness-based Decomposition and an Extended Formulation

Ideally, our decomposition would be more balanced; the master problem would make decisions about the doubles but also about some aspects of the vertex ordering. However, since our current problem space only has two types of decisions, namely the order and the doubles, we are unable to decompose any further. Thus, to help improve the decomposition we add more decisions. First, we allow the problem to reason directly about which vertices will be in the initial clique. We would also like to add some decisions that restrict the space of vertex orders but is less restrictive than the linear ordering constraints used in (16), to do so we introduce the idea of a *witness*. We say a vertex u witnesses vertex v in a given DVOP order if u supports the validity of the position of v . More specifically, the witnesses of v are a minimal set of adjacent predecessors of v so that each double vertex has exactly K witnesses, and each non-double vertex has exactly $K + 1$ witnesses. We also make the convention that all the vertices of the initial $(K + 1)$ -clique witness each other and all of their neighbours. The latter means that if a vertex, v , outside the initial clique is adjacent to a vertex u inside the initial clique, then u will always be a witness to v .

For example, when $K = 2$, the graph in Figure 7a, has DVOP order $(v_1, v_3, v_0, v_4, v_2, v_5)$ with two doubles, namely v_0 and v_4 , as highlighted in the figure. Since the vertices in the first clique witness each other we have v_1 is witnessed by v_3 and v_0 , v_3 is witnessed by v_1 and v_0 , and v_0 is witnessed by v_3 and v_1 . Vertex v_4 is a double outside the initial clique and thus has $K = 2$ adjacent predecessors, meaning it needs K witnesses, v_4 is witnessed by v_0 and v_1 . Vertex v_2 is not a double, so it must have at least $K + 1$ adjacent predecessors, meaning it needs $K + 1$ witnesses. Since v_2 has exactly $K + 1$ adjacent predecessors, it can only be witnessed by them, i.e., v_0, v_1 and v_4 are all witnesses for v_2 . Finally, vertex v_5 is not a double so it needs $K + 1$ witnesses. However, v_5 has four adjacent predecessors, due to our convention, we choose the initial clique vertices v_1, v_3 , and v_0 to witness v_5 , although any combination of three vertices from v_1, v_3, v_0 and v_2 would be a valid choice for the witness set of v_5 . The relationship between vertices and their witnesses can be seen in Figure 7b.



(a) A feasible DVOP order $(v_1, v_3, v_0, v_4, v_2, v_5)$, with $K = 2$.

(b) The witness graph.

Figure 7: An instance with a DVOP order, and its witness graph where there is a solid arc (v, u) if u witnesses v , while there is a dashed arc (v, u) if u is adjacent to v in the input graph but is not selected to witness v . (The double vertices in the order are highlighted in gray.)

In our new decomposition, the master problem decides which vertices are doubles and which are in the initial clique, as well as an appropriate number of witnesses for each vertex. The subproblem then looks for an order that respects the clique and witness solutions. For the master problem, in addition to double variables, y_v , we introduce binary variables $\kappa_v = 1$ if vertex $v \in \mathcal{V}$ is in the initial $(K + 1)$ -clique, and $w_{vu} = 1 \forall v \in \mathcal{V}, u \in \mathcal{N}(v)$ if v uses u as a witness, i.e., if u is a witness for v . The κ fix the vertices in the initial clique, and the w enforce the required number of witnesses for each vertex, depending on y . This formulation incorporates some of the ideas from linear ordering seen in [16], however instead of defining $(|\mathcal{V}|^2\text{-many})$ precedence variables between pairs of vertices, we have $(2|\mathcal{E}|\text{-many})$ witness variables which are defined only on the edges of the graph. Considering the fact that MIN DOUBLE is more challenging to solve for instances with a low density input graph, the saving in the number of precedence variables through witness variables can be quite significant. The new master problem is defined below:

$$(\text{MP2}) : \min \sum_{v \in \mathcal{V}} y_v + 1 \quad (11a)$$

$$\text{s.t. } \sum_{v \in \mathcal{V}} \kappa_v = K + 1 \quad (11b)$$

$$\kappa_v + \kappa_u \leq 1 \quad \forall v, u \in \mathcal{V} \text{ s.t. } u \neq v \text{ and } \{v, u\} \notin \mathcal{E} \quad (11c)$$

$$\kappa_v \leq w_{uv} \quad \forall v \in \mathcal{V}, u \in \mathcal{N}(v) \quad (11d)$$

$$\sum_{u \in \mathcal{N}(v)} w_{vu} = (K + 1)(1 - \kappa_v) - y_v + K\kappa_v \quad \forall v \in \mathcal{V} \quad (11e)$$

$$y_v \in \{0, 1\} \quad \forall v \in \mathcal{V} \quad (11f)$$

$$\kappa_v \in \{0, 1\} \quad \forall v \in \mathcal{V} \quad (11g)$$

$$w_{vu} \in \{0, 1\} \quad \forall v \in \mathcal{V}, u \in \mathcal{N}(v) \quad (11h)$$

Constraint (11b) ensures that exactly $K + 1$ vertices are selected for the initial $(K + 1)$ -clique and constraints (11c) ensure if two vertices are not adjacent, they cannot both be in the initial clique. Constraints (11d) ensure a vertex will always be witnessed by its neighbours in the initial clique. Constraints (11e) link the double variables, the clique variables and the witness variables. If a vertex v is a double, $y_v = 1$, and outside the initial clique, $\kappa_v = 0$, it must have K witnesses over all its neighbours, given by the first and second terms of the right-hand-side. If v is not a double, $y_v = 0$, but still outside the initial clique, $\kappa_v = 0$, the number of witnesses it requires is $K + 1$, since all but the first term cancel. If v is in the initial clique, $\kappa_v = 1$ it must be witnessed by all other vertices in the initial clique, by (11d), which has size $K + 1$ so v has K witnesses, implying $y_v = 0$. Finally, objective function (11a) minimizes the number of doubles vertices but also accounts for the linking constraint setting the vertex in position K to be a non-double when it is always a double by adding 1 to the objective.

The subproblem can be any $\text{rank}(\cdot)$ as long as it is properly linked to the master problem variables. We use $(\text{CP}^{\text{RANK}})$ constraints in the subproblem. Given a master problem candidate solution $(\hat{\kappa}, \hat{w}, \hat{y})$, the subproblem looks for a consistent DVOP order:

$$(\text{SP2}) : \text{AllDifferent}(r_0, r_1, \dots, r_{n-1}) \quad (12a)$$

$$\hat{\kappa}_v = 1 \implies r_v \leq K \quad \forall v \in \mathcal{V} \quad (12b)$$

$$\hat{\kappa}_v + \hat{\kappa}_u = 0 \text{ and } \hat{w}_{vu} = 1 \implies r_u \leq r_v - 1 \quad \forall v \in \mathcal{V}, u \in \mathcal{N}(v) \quad (12c)$$

$$r_v \in [n - 1] \quad \forall v \in \mathcal{V} \quad (12d)$$

Constraints (12a) and (12d) ensure there is a linear order. Constraints (12b) force all those vertices which have been chosen to be in the initial clique to take a rank in $[K]$, and since there are $K + 1$ vertices selected in the clique all these positions will be filled. Note that the actual order of the clique does not matter, as we are merely looking for the existence of an order and any permutation of the initial clique will give a valid DVOP order. Constraints (12c) ensure that for all vertices outside the initial clique, if a vertex u witnesses vertex v , then u cannot come after v in the order as otherwise it would not be a valid witness.

Given a feasible master problem solution $(\hat{\kappa}, \hat{w}, \hat{y})$, if (SP2) is feasible, we say that there exists a subproblem feasible solution, or a *rank*(\cdot), *respecting* $(\hat{\kappa}, \hat{w})$. Similarly, if there exists a subproblem solution satisfying (12a), (12b), and (12d), but not necessarily (12c), we say that there exists a subproblem solution, or a *rank*(\cdot), *respecting* $\hat{\kappa}$.

If the master problem solution does not lead to a subproblem feasible solution respecting it, thus a feasible DVOP, we would like to cut it off. To develop such cuts, we consider the possible “sources of infeasibility” in a master problem solution $(\hat{\kappa}, \hat{w}, \hat{y})$. Clearly, since \hat{y} does not appear in our subproblem it is not a source of infeasibility. The \hat{w} , assuming $\hat{\kappa}_v = 0$ for the vertices in question may lead to an infeasible solution due to the logical constraints (12c), which ensure the proper ranks of the vertices, contradicting with the constraints (12a) and (12d) which ensure a linear order. As we will show later, this will indeed arise when the given master problem solution has “cycles on the w ”. For example, recall the graph in Figure 7a with order $(v_1, v_3, v_0, v_4, v_2, v_5)$, a solution which assigns $\hat{\kappa}_{v_2} = \hat{\kappa}_{v_5} = 0$ and $\hat{w}_{v_2 v_5} = \hat{w}_{v_5 v_2} = 1$ is feasible to the master problem. However, by (12a) and (12d), the constraints (12c) give a contradiction as we would like to have v_2 precedes v_5 in the order and v_5 precedes v_2 simultaneously. This can be interpreted as having a 2-cycle, consisting of nodes v_2 and v_5 , in the \hat{w} solution.

As intuitively explained above, we can think of infeasibilities caused by \hat{w} as *cycles*. Formally, let $\vec{G} = (\mathcal{V}, \mathcal{A})$ be the directed graph equivalent of $G = (\mathcal{V}, \mathcal{E})$, where $\mathcal{A} = \{(i, j), (j, i) : \forall \{i, j\} \in \mathcal{E}\}$ where (i, j) denotes a directed arc from i to j . If vertex u witnesses vertex v , i.e., $\hat{w}_{vu} = 1$, this is equivalent to the arc (v, u) being selected in \vec{G} , as in the solid arcs in the witness graph in Figure 7b. So, if vertex u witnesses vertex v , and v witnesses u , i.e., $\hat{w}_{vu} = \hat{w}_{uv} = 1$, we have selected (v, u) and (u, v) , which forms a 2-cycle in \vec{G} . We define *cycles in w* as $C = (\mathcal{V}^C, \mathcal{A}^C)$, where C is a cycle subgraph of \vec{G} and let \mathcal{C} denote the set of all cycles in \vec{G} .

The only other potential source of subproblem infeasibility in a master problem solution $(\hat{\kappa}, \hat{w}, \hat{y})$ is the $\hat{\kappa}$ vector. However, we will next prove that the cycles in w are indeed the only source of infeasibility. In that regard, the first observation is that $\hat{\kappa}$ provides a feasible initial $(K + 1)$ -clique for a DVOP order that the subproblem is searching for, which is stated in the following lemma. This is illustrated by the solid arcs in Figure 8.

Lemma 1. *If $(\hat{\kappa}, \hat{w}, \hat{y})$ is feasible to (MP2) then there exists $\hat{r} \in \mathbb{Z}^{|\mathcal{V}|}$ such that (12a), (12b), and (12d) are satisfied at $(\hat{\kappa}, \hat{r})$.*

Proof. Let $\hat{\mathcal{V}}^1 = \{v \in \mathcal{V} : \hat{\kappa}_v = 1\}$ and $\hat{\mathcal{V}}^0 = \{v \in \mathcal{V} : \hat{\kappa}_v = 0\}$. Note that $|\hat{\mathcal{V}}^1| = K + 1$ and $|\hat{\mathcal{V}}^0| = |\mathcal{V}| - (K + 1)$ due to (11b) and (11g). Arbitrarily ordering $\hat{\mathcal{V}}^1$ and $\hat{\mathcal{V}}^0$ as $\hat{v}_1^1, \hat{v}_2^1, \dots, \hat{v}_{K+1}^1$ and $\hat{v}_1^2, \hat{v}_2^2, \dots, \hat{v}_{|\mathcal{V}|-(K+1)}^2$, respectively, construct \hat{r} as

$$\hat{r}_v = \begin{cases} i - 1, & \text{if } v = \hat{v}_i^1 \text{ for some } i \in [1, K + 1] \\ i + K, & \text{if } v = \hat{v}_i^2 \text{ for some } i \in [1, |\mathcal{V}| - (K + 1)] \end{cases} \quad \forall v \in \mathcal{V}.$$

Then, it is easy to confirm that (12a), (12b), and (12d) hold at $(\hat{\kappa}, \hat{r})$. □

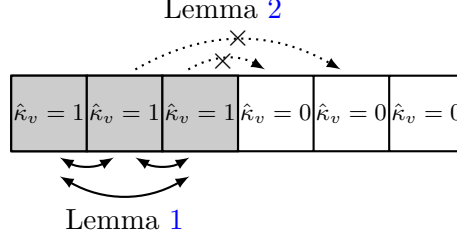


Figure 8: Witness graph illustration for a given master candidate solution $(\hat{\kappa}, \hat{w}, \hat{y})$ for a case with $K = 2$. The initial $(K + 1)$ -clique positions are highlighted in gray. The arcs correspond to the witness relationships provided by \hat{w} proven in this section.

The next result shows that in a master feasible \hat{w} solution, every vertex in the initial clique is witnessed only by vertices in the initial clique, i.e., there cannot be the dotted back-edges illustrated in Figure 8.

Lemma 2. *If $(\hat{\kappa}, \hat{w}, \hat{y})$ is feasible to (MP2), then $\hat{w}_{vu} = 0 \forall \{v, u\} \in \mathcal{E}$ with $\hat{\kappa}_v = 1, \hat{\kappa}_u = 0$.*

Proof. Given $(\hat{\kappa}, \hat{w}, \hat{y})$ feasible to (MP2), let $v \in \mathcal{V}$ with $\hat{\kappa}_v = 1$, that is v has been selected for the initial clique. By constraints (11b), (11c), and (11d) and the binary domain of w , $\hat{w}_{vi} = 1$ for all $i \in \mathcal{V}$, such that $v \neq i$ and $\hat{\kappa}_i = 1$, i.e., v is witnessed at least by K other vertices in the first clique. By constraint (11e), we have

$$\sum_{j \in \mathcal{N}(v)} \hat{w}_{vj} = K - \hat{y}_v$$

but since $\hat{y} \geq 0$,

$$\sum_{j \in \mathcal{N}(v)} \hat{w}_{vj} \leq K.$$

Thus, v is witnessed by exactly K vertices, and those are exactly the other vertices in the initial clique. As such, $\hat{w}_{vu} = 0 \forall \{v, u\} \in \mathcal{E}$ with $\hat{\kappa}_v = 1, \hat{\kappa}_u = 0$ as required. \square

Lemma 2 implies that there is no cycle in \hat{w} including vertices both from inside and outside of the first $(K + 1)$ -clique described by $\hat{\kappa}$ since completing such a cycle would require the use of a back-edge from the initial clique to outside.

Corollary 1. *Let $(\hat{\kappa}, \hat{w}, \hat{y})$ be feasible to (MP2). Define $\hat{\mathcal{V}}^1 = \{v \in \mathcal{V} : \hat{\kappa}_v = 1\}$ and $\hat{\mathcal{V}}^0 = \{v \in \mathcal{V} : \hat{\kappa}_v = 0\}$. For any $C = (\mathcal{V}^C, \mathcal{A}^C) \in \mathcal{C}$ with $\hat{w}_{vu} = 1$ for all $(v, u) \in \mathcal{A}^C$, either $\mathcal{V}^C \cap \hat{\mathcal{V}}^1 = \emptyset$ or $\mathcal{V}^C \cap \hat{\mathcal{V}}^0 = \emptyset$.*

Given a master problem solution $(\hat{\kappa}, \hat{w}, \hat{y})$, as there always exists a feasible initial $(K + 1)$ -clique by Lemma 1, if the subproblem is infeasible, the issue is failing to build the rest of the order. As mentioned before, a reason could be the existence of a cycle in the \hat{w} solution. Due to Corollary 1, such a cycle can only occur outside of the initial clique. We propose the following inequality to remove such infeasibilities caused by a cycle $C = (\mathcal{V}^C, \mathcal{A}^C)$ in the w ,

$$\sum_{(v,u) \in \mathcal{A}^C} w_{vu} \leq |\mathcal{V}^C| - 1 + \mathbb{I}(|\mathcal{V}^C| \leq K + 1) \kappa_\iota \quad (13)$$

where ι is any (e.g., the smallest) index of a vertex in \mathcal{V}^C . When there is a cycle C with $|\mathcal{V}^C| > K + 1$ we have the classical cycle breaking cut. However, if $|\mathcal{V}^C| \leq K + 1$ it is possible we have detected

a cycle in the initial $(K + 1)$ -clique, which is valid. In this case, we need to *lift* the classical cycle breaking into the (κ, w) -space to be valid for the master problem, which is accomplished by adding κ_ℓ to the right-hand-side of the cut, so that if the cycle is in the initial clique, $\kappa_\ell = 1$ and the inequality is redundant. By Corollary 1, κ_ℓ is only 1 if the cycle is in the initial clique, and otherwise the cycle breaking inequality will hold. The following lemma formalizes the validity of the proposed cuts.

Lemma 3. *The inequality (13) is valid for $\{(\kappa, w) : \exists y, r \text{ s.t. } (\kappa, w, y) \text{ is feasible to (MIP2) and } r \text{ respects } (\kappa, w)\}$.*

Proof. We consider the following cases:

- *Case 1:* If $|\mathcal{V}^C| > K + 1$, $\hat{w}_{ij} = 1$ for all $(i, j) \in \mathcal{A}^C$. By Lemma 2 we know $\hat{\kappa}_v = 0$ for all $v \in \mathcal{V}^C$. So we are outside the initial clique and would like to break cycles of any length, and the cut reduces to the standard cycle breaking inequality.
- *Case 2:* If $|\mathcal{V}^C| \leq K + 1$ and $\kappa_\ell = 1$ the inequality is redundant and thus valid since we only want to break cycles outside the initial clique. If $|\mathcal{V}^C| \leq K + 1$ and $\kappa_\ell = 0$ then the cycle is not in the initial clique and we would like to break it, and again the inequality is the standard cycle breaking inequality.

□

In order to prove (MIP2) and the inequalities (13) for all $C \in \mathcal{C}$ are sufficient to prove a solution is optimal to MIN DOUBLE, we introduce the extended formulation obtained by combining (MIP2) and (SP2).

$$(\mathbb{EF}) : \min \sum_{v \in \mathcal{V}} y_v + 1 \tag{14a}$$

$$\text{s.t. } \sum_{v \in \mathcal{V}} \kappa_v = K + 1 \tag{14b}$$

$$\kappa_v + \kappa_u \leq 1 \quad \forall v, u \in \mathcal{V} \text{ s.t. } u \neq v \text{ and } \{v, u\} \notin \mathcal{E} \tag{14c}$$

$$\kappa_v \leq w_{uv} \quad \forall v \in \mathcal{V}, u \in \mathcal{N}(v) \tag{14d}$$

$$\sum_{u \in \mathcal{N}(v)} w_{vu} = (K + 1)(1 - \kappa_v) - y_v + K\kappa_v \quad \forall v \in \mathcal{V} \tag{14e}$$

$$\text{AllDifferent}(r_0, r_1, \dots, r_{n-1}) \tag{14f}$$

$$\kappa_v = 1 \implies r_v \leq K \quad \forall v \in \mathcal{V} \tag{14g}$$

$$\kappa_v + \kappa_u = 0 \text{ and } w_{vu} = 1 \implies r_u \leq r_v - 1 \quad \forall v \in \mathcal{V}, u \in \mathcal{N}(v) \tag{14h}$$

$$y_v \in \{0, 1\}, \quad \forall v \in \mathcal{V} \tag{14i}$$

$$w_{vu} \in \{0, 1\} \quad \forall v \in \mathcal{V}, u \in \mathcal{N}(v) \tag{14j}$$

$$\kappa_v \in \{0, 1\} \quad \forall v \in \mathcal{V} \tag{14k}$$

$$r_v \in [n - 1] \quad \forall v \in \mathcal{V} \tag{14l}$$

Let \mathcal{EF} denote the feasible region of (EF). Finally, we will show that (MIP2) and the cycle breaking cuts (13) for all $C \in \mathcal{C}$ are sufficient to prove optimality.

Theorem 2. *If $(\hat{\kappa}, \hat{w}, \hat{y})$ is feasible to (MIP2) and (13) for all $C \in \mathcal{C}$, then $(\hat{\kappa}, \hat{w}, \hat{y}) \in \text{proj}_{\kappa, w, y}(\mathcal{EF})$, i.e., there exists \hat{r} such that $(\hat{\kappa}, \hat{w}, \hat{y}, \hat{r}) \in \mathcal{EF}$.*

Proof. By induction on $p \in \mathbb{N}$ with $K \leq p \leq n - 1$ denoting the position for which there exists a DVOP order respecting $(\hat{\kappa}, \hat{w})$ in the $[p]$ subset of positions.

Base Case: When $p = K$ there is a DVOP order respecting the $(\hat{\kappa}, \hat{w})$ since we have a $(K+1)$ -clique from the $\hat{\kappa}$ which all witness each other.

Hypothesis: Assume we have a DVOP order respecting $(\hat{\kappa}, \hat{w})$ in the $[p]$ subset of positions.

Inductive Step: We show there exists a DVOP order in positions $[p+1]$ respecting $(\hat{\kappa}, \hat{w})$. Fix a DVOP order respecting $(\hat{\kappa}, \hat{w})$ in positions $[p]$. Denote the vertices in the order as v_1, v_2, \dots, v_p , denote, without loss of generality, all other vertices as q_1, q_2, \dots, q_{n-p} .

- *Case 1:* If there is a q such that

$$\sum_{i=1}^p \hat{w}_{qv_i} = K,$$

we have an order with $p+1$ where q is the $(p+1)^{\text{th}}$ vertex in the order. So we assume no such vertex exists.

- *Case 2:* Since all q need at least K witnesses and we force each vertex to be witnessed by all its neighbours in the initial clique, there is no q with all its witnesses in the initial clique. Thus every q has at least one witness in the set of q vertices or in $v_{K+1}, v_{K+2}, \dots, v_p$, however not all q can have such witnesses in the q vertices or there will be a cycle. So there exists a $\hat{w}_{q_j v_i} = 1$, that is a q_j that is witnessed by some $v_i \in \{v_{K+2}, v_{K+3}, \dots, v_p\}$. Without loss of generality, let such a vertex be q_1 , so $\hat{w}_{q_1 v_i} = 1$, but it must have $\hat{w}_{q_1 q_j} = 1$ otherwise it would fall into Case 1. Without loss of generality, let q_2 witness q_1 , so $\hat{w}_{q_2 q_1} = 1$. If q_2 has all witnesses in v , we have a DVOP where q_2 is the $(p+1)^{\text{th}}$ vertex in the order. So we assume q_2 has a witness in q , say q_3 , if q_3 has all witnesses in v , we have a DVOP where q_3 is the $(p+1)^{\text{th}}$ vertex in the order. So we assume q_3 has a witness in q , say q_4 , and so on. Otherwise, any $\hat{w}_{q_i q_j} = 0 \forall j < i$, in the worst case $q_i = q_{n-p}$ so it must have all witnesses in v . Thus we have a vertex by which we can extend the DVOP order.

□

We provide a valid inequality for (EF) which by Theorem 2 is also valid for the decomposition.

Proposition 1. *For any $v \in \mathcal{V}$, the inequality $y_v \leq 1 - \kappa_v$ is valid for (EF).*

Proof. Without loss of generality, we fix $v \in \mathcal{V}$. If $\kappa_v = 0$, the inequality is redundant, since y_v is binary. If $\kappa_v = 1$, we would like $y_v = 0$, since a vertex in the initial clique is not a double. By constraint (14e), when $\kappa_v = 1$, v will have $y_v + K$ witnesses. Thus, since we are minimizing the number of doubles, the objective function will force $y_v = 0$. Meaning we have $y_v = 0$ when $\kappa_v = 1$, and so the inequality holds. □

As the inequalities (13) for all $C \in \mathcal{C}$ are sufficient for proving optimality, we would like to generate them in a cutting plane fashion using (SP2) instead of adding all the cycle breaking inequalities to (MP2) initially. The procedure used to solve the witnessed-based hybrid decomposition is shown in a cutting plane fashion in Algorithm 3 for ease of presentation, however in practice it is implemented as a branch-and-cut algorithm. We note that if the subproblem is infeasible, we generate a cycle C in \hat{w} , but do not specify the method. As previous stated, the cycle generation can be via a combinatorial Benders procedure wherein we solve an IIS to find the cut. However, we may also use the methods of [16], where we search for a topological ordering of \hat{w} . Using the methods in [19], we search for a topological order using depth-first search, the search returns a topological

Algorithm 3: Witnessed-based hybrid decomposition.

Input: (G, K)

```
1 optimal := false
2 while not optimal do
3   solve (MP2) and get solution  $(\hat{\kappa}, \hat{w}, \hat{y})$ 
4   solve (SP2) with  $(\hat{\kappa}, \hat{w}, \hat{y})$ 
5   if (SP2) infeasible then
6     generate a cycle  $C$  in  $\hat{w}$ 
7     add (13) to (MP2)
8   else
9     let  $\hat{r}$  be an optimal solution of (SP2)
10    accept  $(\hat{\kappa}, \hat{w}, \hat{y}, \hat{r})$ 
11    optimal := true
12  end
13 end
```

order only if the graph of \hat{w} is acyclic. If there is no order, we can find a cycle in the digraph since there will be some pair of vertices u, v in the order with $\hat{w}_{vu} = 1$ and such that the search returns $r_v \leq r_u$ which is a contradiction. In this case, (v, u) is in the cycle, with the remaining arcs found on the shortest path from u to v .

5 Computational Results

In this section we present a computational study which compares the mathematical models presented in Sections 3 and 4, as well as the existing models from the literature. We first review the data used in the experiments, then the experimental set up, and finally we outline and discuss the results. Full results tables can be found in Appendix D.

5.1 Instances

Our data set consists of two kinds of graph instances which are used to test the performance of the mathematical models; random instances and synthetic instances.

5.1.1 Random Instances

The test data set consisting of randomly generated graphs, with $n \in \{20, 25, 30, 35\}$ and expected edge density (measured as $D = \frac{2|\mathcal{E}|}{n(n-1)}$) in $\{0.3, 0.4, 0.5\}$. We generate three graph instances for each n , density combination using the `dense_gnm_random_graph()` method in the NetworkX Python package [6]. This package selects a graph uniformly at random from the set of all graphs with n nodes and m edges. The number of doubles for these instances ranged from 1 to 14, with an average of 2 doubles per instance. A summary of the random instances can be seen in Table 1. Of these instances, only three were infeasible for DVOP with $K = 3$, we left these instances in the test set to ensure our algorithms can also detect infeasible DVOP instances if necessary, however do not include them in the performance profiles.

Table 1: Random instances.

n	D	# Instances	# Feasible	# Infeasible	Mean # Doubles
20	0.3	3	1	2	14
	0.4	3	3	0	3
	0.5	3	3	0	1
25	0.3	3	2	1	6
	0.4	3	3	0	1
	0.5	3	3	0	1
30	0.3	3	3	0	4
	0.4	3	3	0	1
	0.5	3	3	0	1
35	0.3	3	3	0	3
	0.4	3	3	0	1
	0.5	3	3	0	1
Total		36	33	3	

5.1.2 Synthetic Instances

Synthetic instances for MIN DOUBLE were created to simulate the *sparsest* possible graph instances that would still have a DVOP order. Given K , a number of doubles, and a *noise* factor, a synthetic instance is constructed by first building a $(K + 1)$ -clique. We then randomly select vertices outside the initial clique to be doubles, next we add edges to between vertices ensuring that the doubles and non doubles have the appropriate number of predecessors in the order. Finally, we add in some noise edges. Notice that the addition of the extra edges may cause there to be less double vertices, however there will always be at least one double vertex by definition.

We generate synthetic instances with $K = 3$ and fix $n \in \{25, 30, 35\}$, the number of doubles in $\in \{\lceil 0.1 \times n \rceil, \lceil 0.1 \times n \rceil + 1, \lceil 0.1 \times n \rceil + 2\}$, and a noise factor in $\{0.1, 0.15, 0.2\}$. For each n , doubles, noise triple we generate a minimal graph as described above, where the number of extra edges added is $\lceil n \times \text{noise} \rceil$. Table 2 summarizes the synthetic instances. We remark that the synthetic instances are always feasible.

Table 2: Synthetic instances.

n	# Instances	Mean # Doubles
25	9	2
30	9	3
35	9	4
Total	27	

5.2 Experimental Setup

5.2.1 Implementation Details

IPs are solved using IBM ILOG CPLEX version 12.8.0 and CPs are solved using IBM ILOG CP Optimizer version 12.8.0, which we implemented in C++. All experiments were run on MacOS with 16GB RAM and a 2.3 GHz Intel Core i5 processor, using a single thread. We used the lazy

constraint callback function to implement the branch-and-cut procedures. Also, we provided the greedy solutions of [16] to warm start all the algorithms for random instances (see Appendix B.4). We used $K = 3$ for all experiments and set the time limit to 1000 seconds.

5.3 Computational Results and Discussion

We begin by comparing the performance of selected formulations on the random instances. The performance profile in Figure 9 shows that many of the methods have similar performance. Overall, $(\text{CP}^{\text{VERTEX}})$, $(\text{CP}^{\text{COMBINED}})$, and the naive decomposition with valid inequalities perform the best, although they are only able to solve 30 of the 33 feasible instances within the time limit. We remark that (CCG) is only able to solve one of the random instances, and all the formulations of this work outperform those the literature by both time and number of instances solved.

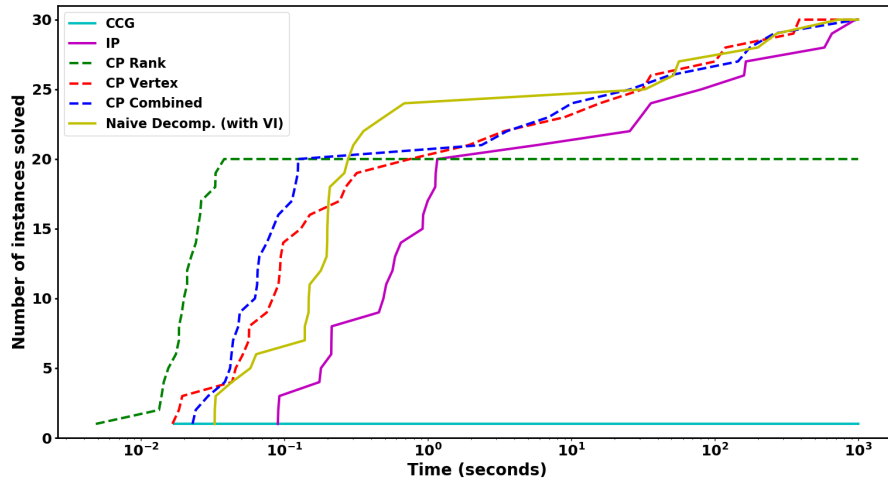


Figure 9: Solution times of the models on random instances.

The three existing formulations from the literature (CYCLES) , (RANKS) , and (CCG) are all outperformed by (IP) , as seen in Table 4. (IP) is able to solve more than half of the instances with $D = 0.4$ and $D = 0.5$ in less than a second. However, solving instances with $D = 0.3$ is more difficult for (IP) as the time limit is reached on 4 of these instances, and the time to a solution exceeds 100 seconds on 4 others. We remark that (CCG) is only able to solve 4 out of 36 instances, three of which are infeasible, and hits the time limit on all others. When (CCG) reaches the time limit on instances with $n \geq 30$ it has applied at least 100,000 cycle separation cuts. Similarly, (CYCLES) is only able to solve 5 instances, three of which are infeasible, and (RANKS) solves 4 instances, three of which are infeasible. Both (CYCLES) and (RANKS) hit the time limit at the root node. We conclude that of the existing approaches, (CCG) performs the best on this test set, as it is able to search beyond the root node.

The CP formulations have better performance than all of the IP formulations. They are compared in Table 5. $(\text{CP}^{\text{RANK}})$ performs best on instances with $D = 0.4$ or $D = 0.5$, solving most in a fraction of a second. However, if $(\text{CP}^{\text{RANK}})$ cannot solve an instance almost immediately, it cannot solve it in the time limit. As $(\text{CP}^{\text{RANK}})$ solves only 20 instances in total, we deem its performance worse overall than that of $(\text{CP}^{\text{VERTEX}})$ and $(\text{CP}^{\text{COMBINED}})$. As n increases, $(\text{CP}^{\text{VERTEX}})$ is able to solve instances with $D = 0.4$ and $D = 0.5$ in a fraction of a second, however, it takes significantly longer to solve instances with $D = 0.3$ reaching the time limit for 3 of these lowest

density instances. The ($\text{CP}^{\text{COMBINED}}$) reaches the time limit when solving 3 instances all of which have $D = 0.3$, but for all other instances with $n \geq 25$ and $D = 0.4$ or $D = 0.5$ the solution times are competitive. Finally, we compare the extended formulation (EF) which is also a CP, it is outperformed by the other CPs on all but 2 instances and hits the time limit on 12 instances. We conclude that ($\text{CP}^{\text{VERTEX}}$) and ($\text{CP}^{\text{COMBINED}}$) have the best performance of the CP approaches.

To show the strength of the valid inequalities and variable fixing for the naive decomposition, we compare the naive decomposition with and without these enhancements and the best performing witness-based decomposition in Figure 10.

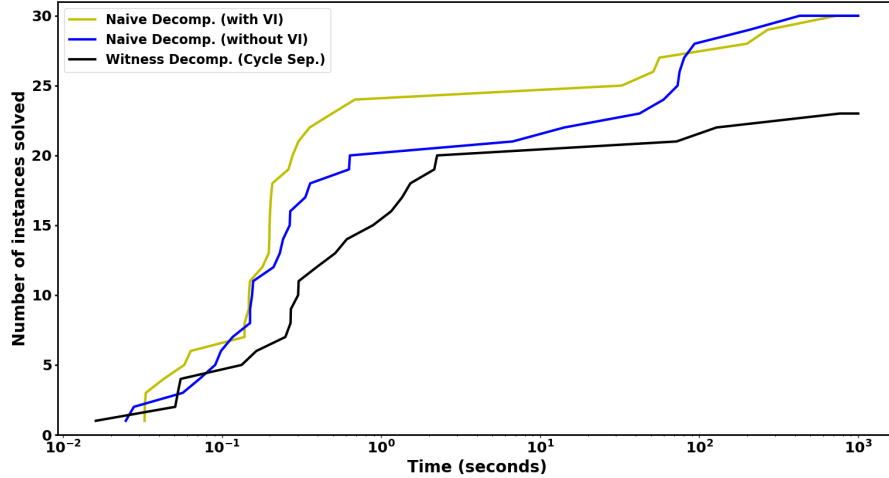


Figure 10: Solution times of the decompositions on random instances.

We were able to detect at least one valid inequality and apply variable fixing for all random instances. The results in Table 6 show that the naive decomposition reaches the time limit on the same 6 instances with or without the addition of the valid inequalities. We also remark that the naive decomposition with valid inequalities has fewer cuts, and because the majority of the time to find a solution is spent finding an IIS to generate cuts, the naive decomposition with valid inequalities is faster than without.

We consider a variety of options with which to solve the witness-based decomposition, first we note that because we would like to break cycles in w , we can add cycle breaking constraints to (EF) before beginning the search. In Table 7 we compare the witness-based decomposition using an IIS with no cycle breaking in (EF), breaking only 2-cycles, and breaking both 2 and 3-cycles. Of these the best performance is from breaking both 2 and 3-cycles which we also implement with the cycle separation. We add the valid inequality from Proposition 1 to all formulations. Naturally, finding an IIS is slower than separating a cycle using depth-first search, our results indicate that the cycle separation is several orders of magnitude faster than finding an IIS (these negligible times have been omitted from Table 7). In terms of the number of cuts, neither the IIS nor the cycle separation version dominates, but the cycle separation version is able to solve 3 more instances than the IIS version within the time limit. We also remark that the cycle separation version has the fastest solution time on 20 instances.

Figure 11 gives the solution times for the best performing methods on the synthetic instances, as well as the best method from the literature, (CCG). We observe that for synthetic instances the witness-based decomposition with cycle separation outperforms the other formulations both in speed and in terms of the number of instances solved.

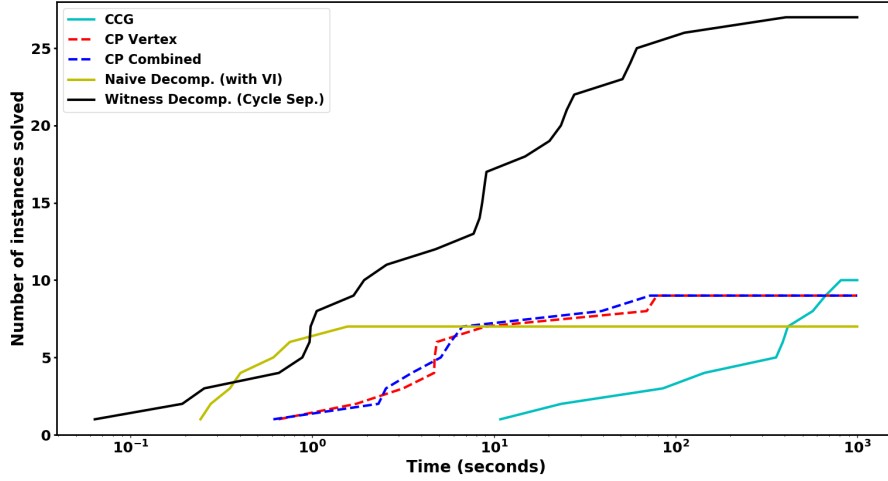


Figure 11: Solution times of the best performing models on random instances.

Table 9 shows the results for synthetic instances. For this test set, (CCG) never passes the root, and reaches the time limit on 17 instances. It struggles in particular when the number of nodes increases, as it only solves 4 instances with $n \geq 30$. The two CP formulations ($\text{CP}^{\text{VERTEX}}$) and ($\text{CP}^{\text{COMBINED}}$), have very similar performance, reaching the time limit on 18 instances; those with both a large number of nodes and of double vertices. On synthetic instances, the naive decomposition with valid inequalities reaches the time limit on the most instances, 20 in total. This decomposition is however, faster than the witness-based decomposition on instances that they both solve. The naive decomposition stays at the root node for all instances, although not shown in Table 9, they are hitting the time limit while trying to find an IIS to generate a cut. Finally, the witness-based decomposition is the best performing overall, it is the fastest to a solution on all the instances but those solved by the naive decomposition. However, unlike the naive decomposition the witness-based decomposition is able to solve all the synthetic instances within the time limit.

6 Conclusion

We propose the first CP formulations and hybrid decomposition methods for MIN DOUBLE as well as a novel IP. We provide the first valid inequalities for MIN DOUBLE and use polyhedral theory to prove the correctness of the witness-based decomposition.

Our computational results show ($\text{CP}^{\text{VERTEX}}$), ($\text{CP}^{\text{COMBINED}}$), and the naive decomposition with valid inequalities perform best on random instances, but still struggle with the lowest density instances in this data set. For synthetic instances, we observe that the witness-based decomposition has superior performance to all other formulations. We conclude that the hardest instances to solve are those with density 0.3, however all new formulations of this work outperform those of the literature. The computational complexity of MIN DOUBLE and MIN NODES is still open, is left as a future work.

References

- [1] A. Cassioli, O. Günlük, C. Lavor, and L. Liberti. Discretization vertex orders in distance geometry. *Discrete Applied Mathematics*, 197:27–41, 2015.
- [2] G. Codato and M. Fischetti. Combinatorial Benders’ cuts for mixed-integer linear programming. *Operations Research*, 54(4):756–766, 2006.
- [3] D. Coudert. A note on Integer Linear Programming formulations for linear ordering problems on graphs. Research report, Inria ; I3S ; Universite Nice Sophia Antipolis ; CNRS, 2016.
- [4] D. S. Gonçalves, A. Mucherino, C. Lavor, and L. Liberti. Recent advances on the interval distance geometry problem. *Journal of Global Optimization*, 69(3):525–545, 2017.
- [5] M. Grötschel, M. Jünger, and G. Reinelt. A cutting plane algorithm for the linear ordering problem. *Operations Research*, 32(6):1195–1220, 1984.
- [6] A. Hagberg, P. Swart, and D. S. Chult. Exploring network structure, dynamics, and function using NetworkX. Technical report, Los Alamos National Lab.(LANL), Los Alamos, NM (United States), 2008.
- [7] C. Lavor, J. Lee, A. Lee-St. John, L. Liberti, A. Mucherino, and M. Sviridenko. Discretization orders for distance geometry problems. *Optimization Letters*, 6(4):783–796, 2012.
- [8] C. Lavor, L. Liberti, W. A. Lodwick, and T. M. da Costa. *An Introduction to Distance Geometry applied to Molecular Geometry*. Springer, 2017.
- [9] C. Lavor, L. Liberti, and A. Mucherino. The interval branch-and-prune algorithm for the discretizable molecular distance geometry problem with inexact distances. *Journal of Global Optimization*, 56(3):855–871, 2013.
- [10] L. Liberti, C. Lavor, N. Maculan, and A. Mucherino. Euclidean distance geometry and applications. *SIAM Review*, 56(1):3–69, 2014.
- [11] C. E. Miller, A. W. Tucker, and R. A. Zemlin. Integer programming formulation of traveling salesman problems. *Journal of the ACM*, 7(4):326–329, 1960.
- [12] A. Mucherino. *On the Discretization of Distance Geometry: Theory, Algorithms and Applications*. Habilitation à diriger des recherches, IRISA, 2018.
- [13] A. Mucherino, C. Lavor, and L. Liberti. The discretizable distance geometry problem. *Optimization Letters*, 6(8):1671–1686, 2012.
- [14] A. Mucherino, C. Lavor, L. Liberti, and N. Maculan. *Distance geometry: Theory, methods, and applications*. Springer Science & Business Media, 2012.
- [15] A. Mucherino, J. Omer, L. Hoyet, P. R. Giordano, and F. Multon. An application-based characterization of dynamical distance geometry problems. *Optimization Letters*, pages 1–15, 2018.
- [16] J. Omer and D. S. Gonçalves. An integer programming approach for the search of discretization orders in distance geometry problems. *Optimization Letters*, pages 1–14, 2017.

- [17] J. Saxe. *Embeddability of Weighted Graphs in K -space is Strongly NP-hard*. CMU-CS-80-102. Carnegie-Mellon University, Department of Computer Science, 1980.
- [18] B. M. Smith. Dual models in constraint programming. Technical report, 2001.
- [19] R. E. Tarjan. Edge-disjoint spanning trees and depth-first search. *Acta Informatica*, 6(2):171–185, 1976.

A Proof of Theorem 1

We prove that the Pareto frontier of the MIN NODES – MIN DOUBLE multi-objective problem (3) consists of a single non-dominated point.

Given an instance (G, K) , let z_D^* be the optimal objective value for MIN DOUBLE, let z_N^* be the optimal objective value for MIN NODES. Let z_{DN}^* be the optimal objective value of the following single objective problem:

$$\min \left\{ \lambda \sum_{v \in \mathcal{V}} \text{nodes}(\text{rank}(v)) + (1 - \lambda) \sum_{r \in [n-1]} \text{double}(\text{rank}^{-1}(r)) : (2b) - (2c) \right\}$$

where $\lambda = \frac{1}{2^{n+1}-1}$. Also, given any valid character for a DVOP, $\text{rank}(\cdot)$, let $z_{DN}(\text{rank}(\cdot))$ denote its objective value. We show $z_{DN}^* \leq z_D^*$ and $z_{DN}^* \leq z_N^*$, which implies that the MIN NODES–MIN DOUBLE frontier has a single non-dominated point.

We first prove $z_{DN}^* \leq z_D^*$. Let $\text{rank}_D(\cdot)$ be an optimal solution of MIN DOUBLE. As it is also feasible to the multi-objective problem, we get

$$z_{DN}^* \leq z_{DN}(\text{rank}_D(\cdot)) = \lambda \sum_{v \in \mathcal{V}} \text{nodes}(\text{rank}_D(v)) + (1 - \lambda) z_D^* < 1 + z_D^* \leq z_D^*$$

where the strict inequality holds because (i) $\lambda \sum_{v \in \mathcal{V}} \text{nodes}(\text{rank}(v)) \leq 1$ since the total number of nodes in a binary tree with n layers is $2^{n+1} - 1$ and this is always an upper bound on the number of nodes in the BP tree, and (ii) $(1 - \lambda) z_D^* < z_D^*$ since $0 < 1 - \lambda < 1$.

Similarly, we prove $z_{DN}^* \leq z_N^*$. Let $\text{rank}_N(\cdot)$ be an optimal solution of MIN NODES. As it is also feasible to the multi-objective problem, we get

$$z_{DN}^* \leq z_{DN}(\text{rank}_N(\cdot)) = \lambda z_N^* + (1 - \lambda) \sum_{r \in [n-1]} \text{double}(\text{rank}_N^{-1}(r)) \leq \lambda z_N^* + (1 - \lambda) z_N^* = z_N^*$$

since z_N^* is always greater than the number of doubles in any order. \square

B Details of the Existing Models

Prior to this work, Omer and Gonçalves [16] present two IP formulations and one branch-and-cut procedure for MIN DOUBLE.

B.1 The cycles IP

Define binary precedence variables $p_{ij} = 1$ if and only if vertex $i \in \mathcal{V}$ precedes vertex $j \in \mathcal{V}$ in the order, double variables $y_v = 1$ if and only if vertex $v \in \mathcal{V}$ is double or is in the first clique, and the initial clique selection variables $\kappa_c = 1$ if and only if clique $c \in \mathcal{K}_K$, the set of all possible K -cliques, is the initial clique. Let R_i^c be the rank from $[1, K]$ of vertex i in clique c . Then, MIN DOUBLE can be formulated as follows:

$$(\text{CYCLES}) : \min \sum_{v \in \mathcal{V}} y_v - K \tag{15a}$$

$$\text{s.t. } p_{ij} + p_{ji} = 1 \quad \forall i, j \in \mathcal{V}, i \neq j \tag{15b}$$

$$p_{ij} + p_{jk} + p_{ki} \leq 2 \quad \forall \{i, j\} \in \mathcal{E}, k \in \mathcal{V}, k \neq i, j \quad (15c)$$

$$\sum_{c \in \mathcal{K}} \kappa_c = 1 \quad (15d)$$

$$\sum_{\{i,j\} \in \mathcal{E}} p_{ji}^2 + \sum_{c \in \mathcal{K}: i \in c} (K - R_i^c + 1) \kappa_c \geq K + (1 - y_i) \quad \forall i \in \mathcal{V} \quad (15e)$$

$$p_{ij} \in \{0, 1\} \quad \forall i, j \in \mathcal{V}, i \neq j \quad (15f)$$

$$\kappa_c \in \{0, 1\} \quad \forall c \in \mathcal{K} \quad (15g)$$

$$y_v \in \{0, 1\} \quad \forall v \in \mathcal{V} \quad (15h)$$

Objective (15a) minimizes the number of double vertices in the order, the constant term is due to (15e) and will be explained shortly. Constraints (15b), (15c) are the usual linear ordering constraints used to break cycles of size 2 and 3 [5] and sufficient to determine a vertex ordering [3]. Constraint (15d) ensures we choose exactly one initial K -clique in the order. Constraints (15e) are logical constraints which enforce the appropriate number of adjacent predecessors for double or non-double vertices. Fixing a vertex $i \in \mathcal{V}$, $\sum_{\{i,j\} \in \mathcal{E}} p_{ji}$ gives the number of adjacent predecessors of i . If i is not in the chosen initial clique, the second left hand side summation is eliminated, and i has exactly K adjacent predecessors if it is a double and, $y_i = 1$ and otherwise it has at least $K + 1$, as mentioned in the discussion of (2c). If vertex i is inside the selected initial clique, the second left hand side summation becomes $(K - R_i^c + 1)$ and rearranging the terms gives that i has $R_i^c - y_i$ adjacent predecessors. Since each vertex in the initial clique must be adjacent to all the others in the clique and, i is the $(R_i^c)^{\text{th}}$ vertex in the clique, i must have $R_i^c - 1$ adjacent predecessors, meaning $y_i = 1$ for all i in the chosen initial clique. In order to be consistent across all formulations, we subtract these K doubles from the objective (15a), since by definition the vertices in the first clique are not double. Finally, constraints (15f), (15g), (15h) give binary domains for all the decision variables.

For (CYCLES) we have

$$\text{rank}(v) = \sum_{\substack{u \in \mathcal{V} \\ u \neq v}} p_{uv}$$

$$\text{double}(v) = y_v, \forall v \in \mathcal{V}.$$

B.2 The rank IP

Define integer variables $r_i \in [n - 1]$ for the rank of vertex $i \in V$ in the order.

$$(\text{RANKS}) : \min \sum_{v \in \mathcal{V}} y_v - K \quad (16a)$$

$$\text{s.t. } n p_{ij} + (r_i + 1) - (r_j + 1) \leq n - 1 \quad \forall \{i, j\} \in \mathcal{E} \quad (16b)$$

$$\sum_{c \in \mathcal{K}} \kappa_c = 1 \quad (16c)$$

$$\sum_{\{i,j\} \in \mathcal{E}} p_{ji} + \sum_{c \in \mathcal{K}: i \in c} (K - R_i^c + 1) \kappa_c \geq K + (1 - y_i) \quad \forall i \in \mathcal{V} \quad (16d)$$

$$p_{ij} \in \{0, 1\} \quad \forall i, j \in \mathcal{V}, i \neq j \quad (16e)$$

²We believe there is a typo in the original paper [16], which incorrectly writes p_{ij} .

$$\kappa_c \in \{0, 1\} \quad \forall c \in \mathcal{K} \quad (16f)$$

$$y_v \in \{0, 1\} \quad \forall v \in \mathcal{V} \quad (16g)$$

$$r_v \in [n - 1] \quad \forall v \in \mathcal{V} \quad (16h)$$

Objective function (16a) and constraints (16c), (16d), (16e), (16f), and (16g) are as in (15). Constraints (16b) ensure that if vertex i precedes vertex j , then the rank of i is strictly less than the rank of j . Constraints (16h) enforce the domain of the rank variables to be one rank for each vertex in the order. Thus, constraints (16b) and (16h) replace the cycle breaking constraints in (CYCLES).

For any feasible solution to (RANKS) we have $rank(v) = r_v$, and $double(v) = y_v$.

B.3 Cycle Constraint Generation (CCG)

The cutting-plane version of (CCG) is given in Algorithm 4 for ease of exposition, but has been implemented in a branch-and-cut fashion. Algorithm 4 takes as input integer $q \geq 2$, it begins by generating all cycles of size $\leq q$, \mathcal{C}_q . A master problem MP is then created with the objective (16a), constraints (16c), (16d), and cycle breaking constraints which will break all cycles in \mathcal{C}_q . It then passes the master problem solution to a function which will detect if there is cycle in \bar{p} . If the cycle is found, we can add a cycle cut to MP, otherwise we have an optimal solution and are done. We denote the set of cycles of a graph as \mathcal{C} , where a cycle $C \in \mathcal{C}$ has vertex set \mathcal{V}^C and edge set \mathcal{E}^C , i.e., $C = (\mathcal{V}^C, \mathcal{E}^C)$.

Algorithm 4: Cycle Constraint Generation (CCG) Procedure in [16]

Input: $q \in \mathbb{N}$ with $q \geq 2$

- 1 $\mathcal{C}_q = \{C \in \mathcal{C} : |\mathcal{V}^C| \leq q\}$
- 2 $MP := \left\{ \min \sum_{v \in \mathcal{V}} y_v - K : (16c), (16d), \text{ and } \sum_{\{i,j\} \in \mathcal{E}^C} p_{ji} \leq |\mathcal{V}^C| - 1 \ \forall C \in \mathcal{C}_q \right\}$
- 3 $optimal := \text{false}$
- 4 **while** *not optimal* **do**
- 5 solve MP and get solution $(\bar{p}, \bar{y}, \bar{\kappa})$
- 6 $C := \text{SeparateCycle}(\bar{p})$
- 7 **if** C *is found* **then**
- 8 add $\sum_{\{i,j\} \in \mathcal{E}^C} p_{ji} \leq |\mathcal{V}^C| - 1$ to MP
- 9 **else**
- 10 accept $(\bar{p}, \bar{y}, \bar{\kappa})$
- 11 $optimal := \text{true}$
- 12 **end**
- 13 **end**

As for (CYCLES),

$$rank(v) = \sum_{\substack{u \in \mathcal{V}: \\ u \neq v}} p_{uv}$$

for (CCG).

Omer and Gonçalves [16] show that Cycle Cut Generation outperforms both IP formulations. Nevertheless, we will compare our formulations against all three of their approaches for completeness.

B.4 Warm Start

Omer and Gonçalves [16] give an algorithm for identifying upper bounds on the number of doubles in an instance. We provide this algorithm as we use it to find upper bounds on our random instances and pass them to our formulations before starting the solve. Algorithm 5 proceeds in a greedy fashion over all potential initial cliques and returns the DVOP order with the smallest number of doubles, over those it finds.

Algorithm 5: Greedy algorithm for feasible solutions to MIN DOUBLE [16]

```

1 for  $\mathcal{K}_K \in \mathcal{K}$  do
2   let the vertices of  $\mathcal{K}_K$  take ranks  $[K - 1]$ 
3    $O := \mathcal{K}_K$ 
4    $k := K - 1$ 
5   while  $k < n - 1$  do
6      $i :=$  vertex of  $\mathcal{V} \setminus O$  with the most neighbours in  $O$ 
7     if  $i$  has less than  $K$  adjacent vertices in  $O$  then
8       | break
9     end
10    assign  $i$  rank  $k + 1$ 
11     $O := O \cup \{i\}$ 
12     $k := k + 1$ 
13  end
14  if  $O$  has less doubles than the current best order, update the best order
15 end
16 if  $|O| < n \ \forall \ \mathcal{K}_K \in \mathcal{K}$  then
17   | return infeasible
18 else
19   | return the best order
20 end

```

C Summary of the paper

Table 3: Summary of the formulations for MIN DOUBLE.

MIN DOUBLE: Minimize the number of vertices with exactly K adjacent predecessors in the order.						
LITERATURE	Variables	Domain	Number	Constraints	Number	Comments
Cycles (CYCLES)	y_v	$\{0, 1\}$	$ \mathcal{V} $	linear ordering	$ \mathcal{V} ^2 + \mathcal{V} ^2 \times \mathcal{E} $	Generate cycles in a branch-and-cut procedure
	κ_v	$\{0, 1\}$	$ \mathcal{V} $	clique selection	1	
	p_{uv}	$\{0, 1\}$	$ \mathcal{V} ^2$	linking	$ \mathcal{V} $	
Ranks (RANKS)	y_v	$\{0, 1\}$	$ \mathcal{V} $	linear ordering	$ \mathcal{E} $	
	κ_v	$\{0, 1\}$	$ \mathcal{V} $	clique selection	1	
	p_{uv}	$\{0, 1\}$	$ \mathcal{V} ^2$	linking	$ \mathcal{V} $	
Cycle cut generation (CCG)	r_v	$[n - 1]$	n			
	y_v	$\{0, 1\}$	$ \mathcal{V} $	clique selection	1	
	κ_v	$\{0, 1\}$	$ \mathcal{V} $	linking	$ \mathcal{V} $	
	p_{uv}	$\{0, 1\}$	$ \mathcal{V} ^2$	cycle breaking cuts		
NEW						
Vertex-rank IP (IP^{VR})	y_r	$\{0, 1\}$	n	1-1 assignment	$2n$	
	x_{vr}	$\{0, 1\}$	$ \mathcal{V} ^2$	clique fixing	n^2	
CP Rank (CP^{RANK})				linking	$K + 1$	
	y_v	$\{0, 1\}$	n	AllDifferent	$2(\mathcal{V} \times n - K - 1)$	
	r_v	$[n - 1]$	n	clique logical	$ \mathcal{V} (\mathcal{V} - 1)/2 - \mathcal{E} $	
CP Vertex ($\text{CP}^{\text{VERTEX}}$)					$ \mathcal{V} $	
	y_r	$\{0, 1\}$	n	AllDifferent	1	
	v_r	$[V - 1]$	n	clique fixing	$K(K + 1)/2$	
CP Combined ($\text{CP}^{\text{COMBINED}}$)				logical	$K + 1$	
	y_r	$\{0, 1\}$	n	inverse	$n - K - 1$	
	r_v	$[n - 1]$	n	clique	1	Combines CP Rank
Naive Decomposition	7 and CP vertex v_r	$[V - 1]$	n	logical fixing	$(\mathcal{V} (\mathcal{V} - 1) + K(K + 1))/2 - \mathcal{E} $	
	y_r	$\{0, 1\}$	n	fixing	$ \mathcal{V} + n - K - 1$	MP (IP): fixes doubles SP (CP): finds an order
	v_r	$[V - 1]$	n	AllDifferent	$K + 1$	
Witness-based Decomposition				clique fixing and logical	$K(K + 1)/2$	MP (IP) fixes doubles, first clique, witnesses SP (CP) finds an order (EF) combines MP and SP into one CP
	y_v	$\{0, 1\}$	n	clique selection	n	
	κ_v	$\{0, 1\}$	$ \mathcal{V} $	clique witness	1	
	w_{uv}	$\{0, 1\}$	$2 \mathcal{E} $	witness	$ \mathcal{V} (\mathcal{V} - 1)/2 + \mathcal{E} $	
	r_v	$[n - 1]$	n	AllDifferent rank	$ \mathcal{V} $	

D MIN DOUBLE Results

We provide the following tables:

- Table 4 compares the IP formulations, including the newly proposed formulation (IP), as well as the existing formulations from the literature the cycle cut generation procedure (CCG), the cycles formulation (CYCLES), and the ranks formulation (RANKS) on random instances.
- Table 5 compares the four novel CP formulations (CP^{VERTEX}), (CP^{RANK}), (CP^{COMBINED}), and (EF) on random instances.
- Table 6 compares the naive decomposition with and without the valid inequalities.
- Table 7 compares the witness-based decomposition under different options, initializing (MP2) with 2- and 3-cycle breaking, and generating cuts using an IIS or the cycle separator.
- Table 8 compares the best performing formulations from the previous tables, namely (CCG), (CP^{VERTEX}), (CP^{COMBINED}), the naive decomposition with valid inequalities, and the witness-based decomposition with 2-cycle breaking and 3-cycle breaking added to (MP2) and using cycle separator.
- Table 9 compares the best performing formulations on synthetic instances.

For the random instances, we have:

- “ n ” $\in \{20, 25, 30, 35\}$: The number of vertices in the input graph.
- “ D ” $\in \{0.3, 0.4, 0.5\}$: The edge density of the input graph.
- “Inst.”: The assigned instance number from $\{1, 2, 3\}$ for each (n, D) combination.
- “Obj”: Optimal objective value of the instance; $+\infty$ if it is not solved by any method.

For the synthetic instances, we have:

- “ n ” $\in \{20, 25, 30, 35\}$: The number of vertices in the input graph.
- “Doubles” $\in \{\lceil 0.1 \times n \rceil, \lceil 0.1 \times n \rceil + 1, \lceil 0.1 \times n \rceil + 2\}$: The upper bound on the number of doubles in the input graph, there may be less depending on the noise edges.
- “Noise” : The number of extra edges added to the input graph.
- “Obj”: Optimal objective value of the instance; $+\infty$ if it is not solved by any method.

We also have:

- “Time”: Solution time in seconds if the instance is solved in the given time limit, “TL” if the instance hit the time limit.
- “IIS Time”: The time require for the conflict refiner in CP Optimizer to find an IIS.
- “BB Nodes”: The number of branch-and-bound nodes explored (for the IP formulations); exact if it is less than one thousand, lower bound rounded to the closest million otherwise where a single decimal point is used up to between one million for a better accuracy.
- “Ch.Pts.”: The number of choice points (for the CP formulations); the number convention is the same as the “BB Nodes”.
- “# Cuts”: The number of cuts added in the branch-and-cut procedure.

Table 4: Results for IP formulations on random instances.

n	D	Inst.	Obj.	(IP)		(CCG)			(CYCLES)		(RANKS)	
				Time	BB Nodes	Time	BB Nodes	# cuts	Time	BB Nodes	Time	BB Nodes
20	0.3	1	14	TL	453417	0.02	0	0	0.04	0	0.04	0
		2	$+\infty$	0.06	0	0.00	0	0	0.00	0	0.00	0
		3	$+\infty$	43.16	15086	169.42	189955	179	10.97	0	578.90	0
	0.4	1	2	5.74	3028	TL	462900	915	698.94	0	TL	0
		2	3	25.53	10890	TL	396519	1012	TL	0	TL	0
		3	4	30.28	12493	TL	371700	1664	TL	0	TL	0
	0.5	1	1	0.09	0	TL	282319	3193	TL	0	TL	0
		2	1	0.09	0	TL	262880	3715	TL	0	TL	0
		3	1	0.09	0	TL	267248	4127	TL	0	TL	0
25	0.3	1	$+\infty$	0.11	0	0.00	0	0	0.00	0	0.00	0
		2	5	80.57	11650	TL	564878	526	TL	0	TL	0
		3	7	581.19	95937	TL	385360	1375	TL	0	TL	0
	0.4	1	1	0.17	0	TL	211379	5520	TL	0	TL	0
		2	2	35.83	8983	TL	198834	6285	TL	0	TL	0
		3	1	0.18	0	TL	232424	4578	TL	0	TL	0
	0.5	1	1	0.21	0	TL	110459	14215	TL	0	TL	0
		2	1	0.21	0	TL	113984	15315	TL	0	TL	0
		3	1	0.21	0	TL	102224	15409	TL	0	TL	0
30	0.3	1	3	160.00	20239	TL	269319	3722	TL	0	TL	0
		2	4	164.67	20843	TL	240007	4040	TL	0	TL	0
		3	4	TL	74413	TL	254917	4749	TL	0	TL	0
	0.4	1	1	0.49	0	TL	117180	19841	TL	0	TL	0
		2	1	0.45	0	TL	106633	21073	TL	0	TL	0
		3	1	0.51	0	TL	144925	15707	TL	0	TL	0
	0.5	1	1	0.65	0	TL	63408	36723	TL	0	TL	0
		2	1	0.57	0	TL	61470	35642	TL	0	TL	0
		3	1	0.59	0	TL	62100	36938	TL	0	TL	0
35	0.3	1	3	TL	70945	TL	152335	13466	TL	0	TL	0
		2	3	TL	52051	TL	150300	11347	TL	0	TL	0
		3	3	655.51	46969	TL	125993	13565	TL	0	TL	0
	0.4	1	1	1.00	0	TL	61673	35977	TL	0	TL	0
		2	1	0.93	0	TL	62623	34382	TL	0	TL	0
		3	1	0.92	0	TL	63878	35258	TL	0	TL	0
	0.5	1	1	1.16	0	TL	40750	45696	TL	0	TL	0
		2	1	1.13	0	TL	41946	46678	TL	0	TL	0
		3	1	1.12	0	TL	43589	45683	TL	0	TL	0

Table 5: Results for the CP formulations on random instances.

n	D	Inst.	Obj.	(CP ^{VERTEX})		(CP ^{RANK})		(CP ^{COMBINED})		(EF)	
				Time	Ch.Pts.	Time	Ch.Pts.	Time	Ch.Pts.	Time	Ch.Pts.
20	0.3	1	14	986.40	>19M	TL	>34M	TL	>13M	1.80	114233
		2	$+\infty$	1.16	26095	0.00	0	0.00	0	0.00	0
		3	$+\infty$	39.82	856311	TL	>23M	8.46	200036	2.88	0
	0.4	1	2	1.92	37797	TL	>30M	2.36	50296	TL	>35M
		2	3	8.95	161665	TL	>39M	3.55	77317	TL	>42M
		3	4	15.78	332463	TL	>45M	10.08	223677	TL	>39M
	0.5	1	1	0.02	186	0.02	1028	0.02	453	0.61	30411
		2	1	0.02	160	0.01	978	0.03	463	0.16	8222
		3	1	0.02	228	0.02	1543	0.02	445	0.14	7412
25	0.3	1	$+\infty$	TL	>13M	0.00	0	0.02	6	0.00	0
		2	5	TL	>13M	TL	>38M	TL	>12M	TL	>34M
		3	7	TL	>13M	TL	>42M	TL	>13M	TL	>37M
	0.4	1	1	0.09	1192	0.01	1122	0.04	470	0.54	27543
		2	2	3.39	49464	TL	>45M	6.93	100309	TL	>35M
		3	1	0.24	3814	0.02	1613	0.04	450	5.17	213898
	0.5	1	1	0.08	1198	0.00	238	0.04	471	0.37	16623
		2	1	0.05	529	0.01	1123	0.05	469	0.87	37055
		3	1	0.04	511	0.02	1502	0.05	460	0.37	15621
30	0.3	1	3	31.34	358648	TL	>51M	25.72	296148	TL	>30M
		2	4	35.81	423625	TL	>60M	48.10	643116	TL	>34M
		3	4	353.13	>3.7M	TL	>56M	258.87	>3.0M	TL	>27M
	0.4	1	1	0.32	3185	0.02	1138	0.07	478	1.05	49638
		2	1	0.75	7566	0.02	1719	0.06	458	0.55	25189
		3	1	0.15	1680	0.02	1720	0.06	476	4.43	177270
	0.5	1	1	0.05	169	0.02	1138	0.06	475	0.36	16984
		2	1	0.06	207	0.02	1148	0.04	181	0.64	26581
		3	1	0.06	203	0.02	1740	0.08	471	1.23	57488
35	0.3	1	3	388.29	>3.0M	TL	>58M	985.83	>9.3M	TL	>35M
		2	3	100.39	748258	TL	>62M	145.04	>1.4M	TL	>32M
		3	3	118.75	934246	TL	>58M	175.48	>1.5M	TL	>27M
	0.4	1	1	0.13	616	0.03	1852	0.12	489	1.38	54887
		2	1	0.27	2208	0.03	1233	0.12	492	1.38	57876
		3	1	0.09	208	0.03	1855	0.12	499	3.99	138625
	0.5	1	1	0.10	205	0.02	1123	0.09	171	0.53	21071
		2	1	0.08	88	0.04	1842	0.08	168	0.42	18364
		3	1	0.09	170	0.03	1776	0.11	501	0.72	31121

Table 6: Results for the naive decomposition with and without valid inequalities (VI) on random instances.

n	D	Inst.	Obj.	Naive Decomp. (without VI)				Naive Decomp. (with VI)				
				Time	IIS time	BB Nodes	# Cuts	Time	IIS time	BB Nodes	# Cuts	VI added
20	0.3	1	14	42.11	40.77	0	3	32.58	31.26	0	3	$y_{K+1} + y_{K+2} \geq 1$
		2	$+\infty$	TL	918.58	149	222	TL	891.21	125	211	$y_{K+1} = 1, y_{K+2} = 1$
		3	$+\infty$	TL	972.48	0	25	TL	970.02	7	23	$y_{K+1} = 1, y_{K+2} = 1$
	0.4	1	2	14.16	12.69	0	1	0.26	0.00	0	0	$y_{K+1} + y_{K+2} \geq 1$
		2	3	6.72	6.10	0	2	0.03	0.00	0	0	$y_{K+1} = 1, y_{K+2} = 1$
		3	4	80.49	75.71	0	4	51.52	47.25	0	1	$y_{K+1} = 1, y_{K+2} = 1$
	0.5	1	1	0.10	0.00	0	0	0.04	0.00	0	0	$y_{K+1} + y_{K+2} + y_{K+3} \geq 1$
		2	1	0.03	0.00	0	0	0.03	0.00	0	0	$y_{K+1} + y_{K+2} + y_{K+3} \geq 1$
		3	1	0.02	0.00	0	0	0.03	0.00	0	0	$y_{K+1} + y_{K+2} + y_{K+3} \geq 1$
25	0.3	1	$+\infty$	TL	992.99	0	1	TL	988.53	0	1	$y_{K+1} + y_{K+2} \geq 1$
		2	5	TL	401.68	0	3	TL	473.65	0	2	$y_{K+1} = 1$
		3	7	93.61	92.05	0	3	56.19	51.56	0	1	$y_{K+1} = 1, y_{K+2} = 1$
	0.4	1	1	0.21	0.00	0	0	0.18	0.00	0	0	$y_{K+1} + y_{K+2} + y_{K+3} \geq 1$
		2	2	59.78	56.27	0	1	0.49	0.00	0	0	$y_{K+1} + y_{K+2} \geq 1$
		3	1	0.12	0.00	0	0	0.20	0.00	0	0	$y_{K+1} + y_{K+2} + y_{K+3} \geq 1$
	0.5	1	1	0.09	0.00	0	0	0.15	0.00	0	0	$y_{K+1} + y_{K+2} + y_{K+3} \geq 1$
		2	1	0.07	0.00	0	0	0.06	0.00	0	0	$y_{K+1} + y_{K+2} + y_{K+3} \geq 1$
		3	1	0.06	0.00	0	0	0.06	0.00	0	0	$y_{K+1} + y_{K+2} + y_{K+3} \geq 1$
30	0.3	1	3	207.78	204.60	0	2	269.71	252.32	0	1	$y_{K+1} = 1$
		2	4	428.55	423.43	0	3	199.59	186.70	0	1	$y_{K+1} = 1, y_{K+2} = 1$
		3	4	TL	958.82	1	5	TL	970.46	0	2	$y_{K+1} + y_{K+2} \geq 1$
	0.4	1	1	0.63	0.00	0	0	0.28	0.00	0	0	$y_{K+1} + y_{K+2} + y_{K+3} \geq 1$
		2	1	0.36	0.00	0	0	0.35	0.00	0	0	$y_{K+1} + y_{K+2} + y_{K+3} \geq 1$
		3	1	0.15	0.00	0	0	0.15	0.00	0	0	$y_{K+1} + y_{K+2} + y_{K+3} \geq 1$
	0.5	1	1	0.15	0.00	0	0	0.15	0.00	0	0	$y_{K+1} + y_{K+2} + y_{K+3} \geq 1$
		2	1	0.15	0.00	0	0	0.14	0.00	0	0	$y_{K+1} + y_{K+2} + y_{K+3} \geq 1$
		3	1	0.16	0.00	0	0	0.14	0.00	0	0	$y_{K+1} + y_{K+2} + y_{K+3} \geq 1$
35	0.3	1	3	TL	938.72	0	2	TL	951.02	0	1	$y_{K+1} + y_{K+2} \geq 1$
		2	3	75.27	69.33	0	2	729.01	682.61	0	1	$y_{K+1} = 1$
		3	3	73.16	66.61	0	2	0.68	0.00	0	0	$y_{K+1} = 1, y_{K+2} = 1$
	0.4	1	1	0.64	0.00	0	0	0.21	0.00	0	0	$y_{K+1} + y_{K+2} + y_{K+3} \geq 1$
		2	1	0.23	0.00	0	0	0.20	0.00	0	0	$y_{K+1} + y_{K+2} + y_{K+3} \geq 1$
		3	1	0.33	0.00	0	0	0.30	0.00	0	0	$y_{K+1} + y_{K+2} + y_{K+3} \geq 1$
	0.5	1	1	0.27	0.00	0	0	0.20	0.00	0	0	$y_{K+1} + y_{K+2} + y_{K+3} \geq 1$
		2	1	0.24	0.00	0	0	0.20	0.00	0	0	$y_{K+1} + y_{K+2} + y_{K+3} \geq 1$
		3	1	0.27	0.00	0	0	0.20	0.00	0	0	$y_{K+1} + y_{K+2} + y_{K+3} \geq 1$

Table 7: Results for the witness-based decomposition on random instances, the column headers define the options used to solve each instance. We include only the times for those methods which are clearly outperformed.

n	D	Inst.	Obj.	IIS no cycle breaking	IIS 2-cycle breaking	IIS 2-cycle & 3-cycle breaking				cycle separation 2-cycle & 3-cycle breaking		
				Time	Time	Time	IIS time	BB Nodes	# Cuts	Time	BB Nodes	# Cuts
20	0.3	1	14	0.82	0.22	0.11	0.04	29	2	0.05	30	1
		2	$+\infty$	0.00	0.00	0.00	0.00	0	0	0.00	0	0
		3	$+\infty$	1.27	1.11	0.49	0.39	393	18	0.09	250	30
	0.4	1	2	503.49	322.40	188.39	23.55	241864	764	72.06	136729	1086
		2	3	TL	TL	826.28	44.20	868805	1309	765.68	>1M	1858
		3	4	TL	TL	TL	56.34	819500	1557	TL	850346	2865
	0.5	1	1	TL	19.35	0.02	0.00	0	0	0.02	0	0
		2	1	0.86	2.51	0.46	0.38	9	12	0.51	534	290
		3	1	67.42	TL	899.36	167.57	483400	4726	0.30	250	191
25	0.3	1	$+\infty$	0.00	0.00	0.00	0.00	0	0	0.00	0	0
		2	5	265.95	182.43	102.67	15.28	147275	448	128.44	214519	428
		3	7	TL	TL	TL	17.55	>1.2M	653	TL	814100	1561
	0.4	1	1	49.47	22.69	1.32	1.18	19	28	0.05	13	12
		2	2	TL	TL	TL	390.42	76940	10783	TL	435200	13778
		3	1	TL	822.20	74.26	63.96	12997	1917	2.25	3508	1213
	0.5	1	1	14.83	5.61	33.98	31.50	1285	997	1.53	1128	900
		2	1	144.43	0.02	0.10	0.05	0	2	0.05	0	2
		3	1	1.69	74.92	7.33	6.78	140	231	0.13	0	3
30	0.3	1	3	TL	TL	TL	395.67	96929	8766	TL	110687	16086
		2	4	TL	TL	TL	227.83	164700	5215	TL	120326	14070
		3	4	TL	TL	TL	129.15	412610	3121	TL	271708	6599
	0.4	1	1	TL	2.44	TL	431.60	60001	10376	1.16	983	874
		2	1	TL	TL	111.46	101.08	3962	2389	2.16	1076	1398
		3	1	47.21	7.55	0.48	0.34	3	10	0.30	162	226
	0.5	1	1	11.14	1.97	TL	784.87	37527	16374	0.25	30	57
		2	1	4.93	2.63	0.88	0.65	7	19	0.27	19	41
		3	1	0.19	40.20	5.71	5.23	105	130	0.27	63	69
35	0.3	1	3	TL	TL	TL	389.40	81254	8553	TL	200157	10093
		2	3	TL	TL	TL	330.50	102679	6448	TL	144100	12350
		3	3	TL	TL	TL	384.89	102852	8311	TL	106642	23345
	0.4	1	1	TL	TL	TL	670.87	48007	13694	TL	104470	26293
		2	1	TL	TL	1.24	0.95	14	21	0.39	173	227
		3	1	TL	25.52	TL	734.19	56599	13849	0.61	230	339
	0.5	1	1	1.10	19.22	6.28	5.64	116	133	0.16	0	3
		2	1	11.84	20.52	159.28	144.22	3981	2899	0.89	233	389
		3	1	2.51	25.54	3.20	2.74	41	61	1.36	389	671

Table 8: Results for the best performing formulations on random instances.

n	D	Inst.	Optimal Obj.	(IP)		(CP ^{VERTEX})		(CP ^{COMBINED})		Naive Decomp. (with VI)			Witness-based Decomp. cycle separation 2-cycle & 3-cycle breaking		
				Time	BB Nodes	Time	Ch.Pts.	Time	Ch.Pts.	Time	BB Nodes	#Cuts	Time	BB Nodes	#Cuts
20	0.3	1	14	956.68	453417	TL	>19M	TL	>13M	32.58	0	3	0.05	30	1
		2	$+\infty$	0.06	0	1.16	26095	0	0	TL	125	211	0	0	0
		3	$+\infty$	43.16	15086	39.82	856311	8.46	200036	TL	7	23	0.09	250	30
	0.4	1	2	5.74	3028	1.92	37797	2.36	50296	0.26	0	0	72.06	136729	1086
		2	3	25.53	10890	8.95	161665	3.55	77317	0.03	0	0	765.68	>1M	1858
		3	4	30.28	12493	15.78	332463	10.08	223677	51.52	0	1	976.32	850346	2865
	0.5	1	1	0.09	0	0.02	186	0.02	453	0.04	0	0	0.02	0	0
		2	1	0.09	0	0.02	160	0.03	463	0.03	0	0	0.51	534	290
		3	1	0.09	0	0.02	228	0.02	445	0.03	0	0	0.3	250	191
25	0.3	1	$+\infty$	0.11	0	TL	>13M	0.02	6	TL	0	1	0	0	0
		2	5	80.57	11650	TL	>13M	TL	>12M	TL	0	2	128.44	214519	428
		3	7	581.19	95937	TL	>13M	TL	>13M	56.19	0	1	996.47	814100	1561
	0.4	1	1	0.17	0	0.09	1192	0.04	470	0.18	0	0	0.05	13	12
		2	2	35.83	8983	3.39	49464	6.93	100309	0.49	0	0	986.58	435200	13778
		3	1	0.18	0	0.24	3814	0.04	450	0.2	0	0	2.25	3508	1213
	0.5	1	1	0.21	0	0.08	1198	0.04	471	0.15	0	0	1.53	1128	900
		2	1	0.21	0	0.05	529	0.05	469	0.06	0	0	0.05	0	2
		3	1	0.21	0	0.04	511	0.05	460	0.06	0	0	0.13	0	3
30	0.3	1	3	160	20239	31.34	358648	25.72	296148	269.71	0	1	TL	110687	16086
		2	4	164.67	20843	35.81	423625	48.1	643116	199.59	0	1	TL	120326	14070
		3	4	TL	74413	353.13	>3.7M	258.87	>3M	TL	0	2	TL	271708	6599
	0.4	1	1	0.49	0	0.32	3185	0.07	478	0.28	0	0	1.16	983	874
		2	1	0.45	0	0.75	7566	0.06	458	0.35	0	0	2.16	1076	1398
		3	1	0.51	0	0.15	1680	0.06	476	0.15	0	0	0.3	162	226
	0.5	1	1	0.65	0	0.05	169	0.06	475	0.15	0	0	0.25	30	57
		2	1	0.57	0	0.06	207	0.04	181	0.14	0	0	0.27	19	41
		3	1	0.59	0	0.06	203	0.08	471	0.14	0	0	0.27	63	69
35	0.3	1	3	TL	70945	388.29	>3M	985.83	>9.3M	TL	0	1	TL	200157	10093
		2	3	TL	52051	100.39	748258	145.04	>1.4M	729.01	0	1	TL	144100	12350
		3	3	655.51	46969	118.75	934246	175.48	>1.5M	0.68	0	0	TL	106642	23345
	0.4	1	1	1	0	0.13	616	0.12	489	0.21	0	0	TL	104470	26293
		2	1	0.93	0	0.27	2208	0.12	492	0.2	0	0	0.39	173	227
		3	1	0.92	0	0.09	208	0.12	499	0.3	0	0	0.61	230	339
	0.5	1	1	1.16	0	0.1	205	0.09	171	0.2	0	0	0.16	0	3
		2	1	1.13	0	0.08	88	0.08	168	0.2	0	0	0.89	233	389
		3	1	1.12	0	0.09	170	0.11	501	0.2	0	0	1.36	389	671

Table 9: Results for the best performing formulations on synthetic instances.

n	Doubles	Noise	Obj.	(CCG)			(CP ^{VERTEX})		(CP ^{COMBINED})		Naive Decomp. (with VI)			Witness-based Decomp. cycle separation 2-cycle & 3-cycle breaking		
				Time	BB Nodes	# Cuts	Time	Ch.Pts.	Total Time	Ch.Pts.	Time	BB Nodes	# Cuts	Time	BB Nodes	# Cuts
25	3	3	2	143.94	0	365	4.85	63625	3.53	84615	0.35	0	0	1.01	484	20
		4	2	TL	0	1054	3.16	34434	2.54	61354	0.28	0	0	2.08	1298	40
		5	2	TL	0	567	1.74	30927	2.31	54548	0.24	0	0	7.42	3750	131
	4	3	2	10.85	0	286	69.35	966391	39.14	>1M	TL	0	0	1.09	257	22
		4	2	415.2	0	367	78.88	973021	72.45	>1.7M	TL	0	0	0.59	344	7
		5	1	85.19	0	252	0.65	12744	0.61	16244	0.4	0	0	1.92	667	38
	5	3	3	23.5	0	131	TL	>12M	TL	>90M	TL	0	0	0.94	555	19
		4	3	814.16	0	554	TL	>12M	TL	>19M	TL	0	0	9.17	5014	170
		5	3	TL	0	747	TL	>20M	TL	>23M	TL	0	0	108.01	34378	1494
30	3	3	2	569.38	0	381	9.01	75984	6.71	118945	1.56	0	0	2.64	1372	31
		5	2	TL	0	826	4.72	42072	5.78	106969	0.61	0	0	29.56	25076	174
		6	2	TL	0	660	4.69	53150	5.1	93387	0.75	0	0	96.23	43878	1012
	4	3	3	357.69	0	410	TL	>9M	TL	>15M	TL	0	0	11.52	1873	235
		5	3	TL	0	787	TL	>8.4M	TL	>13M	TL	0	0	21.73	13673	234
		6	3	TL	0	646	TL	>12M	TL	>14M	TL	0	0	49.62	45561	376
	5	3	4	669.42	0	380	TL	>10M	TL	>16M	TL	0	0	9.71	4323	157
		5	4	TL	0	527	TL	>9.8M	TL	>17M	TL	0	0	59.32	70357	263
		6	3	TL	0	454	TL	>11M	TL	>14M	TL	0	0	23.3	19367	187
35	4	4	4	TL	0	386	TL	>6.9M	TL	>13M	TL	0	0	17.53	12017	121
		6	4	TL	0	2021	TL	>7M	TL	>13M	TL	0	0	428.53	343809	286
		7	3	TL	0	2791	TL	>9.2M	TL	>14M	TL	0	0	TL	773333	477
	5	4	4	TL	0	461	TL	>6.8M	TL	>12M	TL	0	0	11.77	9761	48
		6	4	TL	0	1170	TL	>9.5M	TL	>13M	TL	0	0	134.45	117720	247
		7	4	TL	0	2708	TL	>9.2M	TL	>12M	TL	0	0	836.95	767184	387
	6	4	4	389.43	0	1076	TL	>6.2M	TL	>15M	TL	0	0	2.88	1348	17
		6	4	TL	0	879	TL	>9.4M	TL	>13M	TL	0	0	42.49	31154	144
		7	3	TL	0	519	TL	>9.4M	TL	>14M	TL	0	0	35.25	33400	172