

# Enumeration of regular graphs by using the cluster in high efficiency

Zhipeng Xu<sup>a,b</sup>, Xiaolong Huang<sup>b</sup>, Yuefan Deng<sup>b,\*</sup>

<sup>a</sup>*School of Data and Computer Science, Sun Yat-sen University, Guangzhou, Guangdong 510275, PR China*

<sup>b</sup>*Department of Applied Mathematics & Statistics, Stony Brook University, Stony Brook, NY 11794, USA*

---

## Abstract

In this note, we proposed a method to enumerate regular graphs on the cluster in high efficiency after partitioning. Here, we chose the GENREG, a classical regular graph generation, to adapt with supercomputers and clusters by using MPI, which can implement loading balance and support the parallel scale of thousands of CPU cores after task partitioning. Using this method and modified version of the generation, we have got some optimal regular graphs with the minimum diameter. Moreover, we got the exact counting number of 4-regular graphs for order 23, which expand the sequence of A006820 in OEIS. This study improves the efficiency of enumerating regular graphs with current available HPC resources and makes the work of regular graph counting more convenient on the supercomputer.

*Keywords:* regular graph, GENREG, cluster, dynamical schedule

*2010 MSC:* 05C30, 68R10

---

## 1. Introduction

In graph theory, a regular graph is a connected graph that each vertex has the same number of neighbors; i.e., each node has the same amount of edges. The research on regular graphs attracted attention widely for a long time ago.

---

\*Corresponding author

Email addresses: xuzhp9@mail2.sysu.edu.cn(Z.Xu), xhuang@ams.sunysb.edu(X.Huang), yuefan.deng@stonybrook.edu(Y.Deng)

Some properties (e.g., eigenvalue, group of automorphisms) of regular graphs have been discussed deep in algebraic graph theory[1]. Until now, there also exist some interesting unsolved problems in this area, e.g., Conways 99-graph problem[2], 57-regular Moore graph[3].

In the field of interconnection networks, regularity is an essential feature because it is related to the complexity of network implementation. Therefore, some classical regular graphs (e.g., Peterson graph, cubic graph) and their extensions[4, 5, 6, 7, 8, 9] are used to construct interconnection network. Besides, the regular graph is also related to coding theory[10, 11] and machine learning[12], etc.

Suppose that there are  $n$  vertices, McKay and Wormald[13] proved that the number of  $k$ -regular graph for order  $n$  with  $\min\{k, n - k\} = o(n^{1/2})$  is asymptotically

$$\frac{(nk)!}{(nk/2)!2^{nk/2}(k!)^n} \exp\left(-\frac{k^2 - 1}{4} - \frac{k^3}{12n} + O(k^2/n)\right). \quad (1)$$

Furthermore, they reduced the degree to  $\min\{k, n - k\} > cn/\log n$  for constant  $c > 2/3$  and proposed new estimated results[14]. Then Liebenau[15] filled the gap of two degrees. However, if we want to get the exact number of  $k$ -regular graphs with order  $n$ , we should construct all non-isomorphic graphs and count them. Meringer[16] proposed a practical method to construct regular graphs without isomorphism checking that combined with a fast test for canonicity. Besides, Brankmann[17, 18] developed minibaum and snarkhunter for generating cubic graphs. Also, the website of House of Graphs[19] and the OEIS database recorded the latest results for counting of the regular graph, Jason Kimberley contributed many results (A068934) by using GENREG as well. However, the GENREG support single-core because the core algorithm is recursive and it is hard to accelerate after parallelization, which means it is not matching for the cluster in high efficiency though dividing the task for many parts. In the branch of 'cubic graph' in the database of 'House of Graphs,' they mentioned that Jason Kimberley could run GENREG up to 250 cores in 2009, but it is not enough to adapt to the incredible increase of core number for modern supercomputers.

Hence, in this note, we introduced the method to extend the GENREG for the distributed cluster that can support thousands of cores with the message passing interface(MPI), which is popular in high-performance computing, and we named it as Distri-GENREG. Using the modified version of the regular graph generation, we achieved some results as follows

- find all of 55 graphs with the minimum diameter in the 3-regular graphs for order 32;
- got thousands of 4-regular graphs for order 32 with the minimum diameter 3;
- exhausted all of the 4-regular graphs for order 23 and got the exact counting number that is 429668180677439.

In the list, the first and second results have been applied to the interconnection network research[20] because the graph diameter will affect the network performance. The third result expands  $n$  from 22 to 23 in the sequence A006820 of OEIS, which is the number of connected regular simple graphs of degree 4 (or quartic graphs) with  $n$  nodes; actually, the graph counting problem is closely related to reliability, artificial intelligence, reasoning, and statistical physics[21].

## 2. The framework and results

### 2.1. Function

For enumerating or counting the regular graphs, we compared minibaum, snarkhunter, and GENREG, and found that GENREG can support more range of degrees, but minibaum and snarkhunter only support the 3-regular graph. Here, we did not modify the core algorithm and codes but add a layer of the wrap to do schedule for parallel computing.

In this framework, we divide the computing nodes into one master thread and some workload threads. The function of the master thread is to maintain the task schedule and arrange the job. When the program starts, the workload

thread sends a message to the master thread to request a task, then request again if one task finished. Furthermore, when master thread sends the task to workload thread, this task would be marked as 'pass' and not be sent again. At last, the master thread sends an individual packet to inform the workload thread to exit when there is no task to arrange.

After adapting the dynamical schedule strategy, that can make all of the cores in the cluster keep working. Meanwhile, we can search for some graphs with specified parameters (e.g., diameter, eigenvalue) with inserting external codes. Besides, the communication cost of this strategy is  $N_{task} \times 2$ , which costs less bandwidth because the message is the part number. If we use one thread to schedule tasks, the maximum parallel scale is  $\sim 3,000$  cores due to communication congestion and the precise value is depending on the hardware configuration, but it is adequate for most clusters. Furthermore, we can improve the parallel scale by using multi-level scheduling, and this is effective, especially for the many-core system.

## *2.2. Search of the (32,3)-regular graph with minimal diameter*

In the interconnection network of supercomputer and data center, regularity is a very significant feature because it is related to the complexity of the network configuration. For the regular networks that applied to the interconnection network, the minimal diameter and average shortest path length(ASPL) are desired parameters because the low diameter or ASPL can reduce communication latency. We usually use the random or heuristic method to search for the graphs with desired properties for large scale network and Gold Graph is a competition to search for the optimal graph with the minimal diameter and ASPL, but they are asymmetric in most conditions. However, we still hope to get all of the graphs with the minimal diameter, after filtering with specified properties (e.g., symmetry, robustness) can be applied to the small scale cluster or system-on-chip.

By using this framework, we split all tasks into 200,000 parts and got all of the 3-regular graphs for order 32 with diameter 4. The program launched on

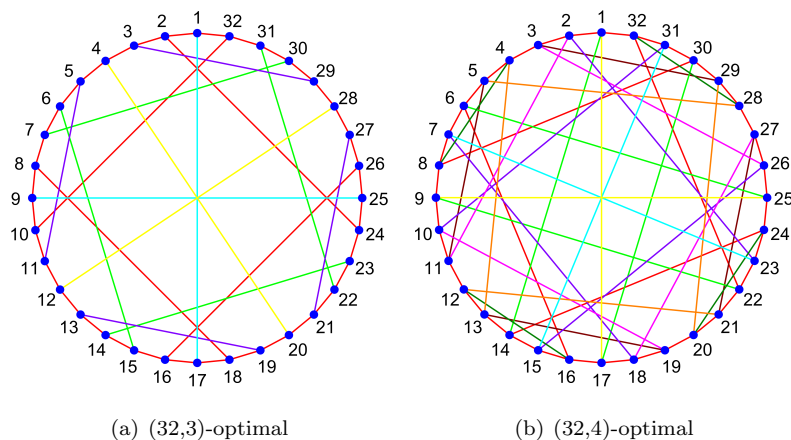


Figure 1: The optimal graphs used by Deng[20].

Shenwei-Bluelight supercomputer with  $\sim 80,000$  cores for  $\sim 72$  hours and picked up 55 graphs with diameter 4 after exhausted 18941522184590 graphs that agree with Robinson[22], then Deng[20] applied one(Fig.2(a)) of these graphs to the beowulf[23] cluster named as 'Taishan' and the benchmark results show that the graph with the minimal diameter can enhance the performance than other classical topologies. Fig.2(b) shows the distribution of generated graph numbers for all parts, which look like tailed Gauss distribution and most parts contain  $\sim 1 \times 10^8$  graphs and the number fluctuated in an extensive range. Therefore if we do not introduce dynamical scheduling but using static task arrangement, we should spend more time to get these results.

### 2.3. Graph counting for $(23,4)$ -regular graphs

When we plan to find all of the 4-regular graphs with the minimum diameter for order 32, it is unlucky there is no counting result for this scale when  $girth \leq 5$ , but we still can use this software to search for the regular graphs with small diameter as shown in Fig2(a) though we can't see the endpoint the road. Therefore, we verified the results in Table.1 after splitting the problem into 50,000 parts and setting the split-level as 12, then promoted  $n$  of the sequence A006820 from 22 to 23 and confirmed the number of 4-regular graphs

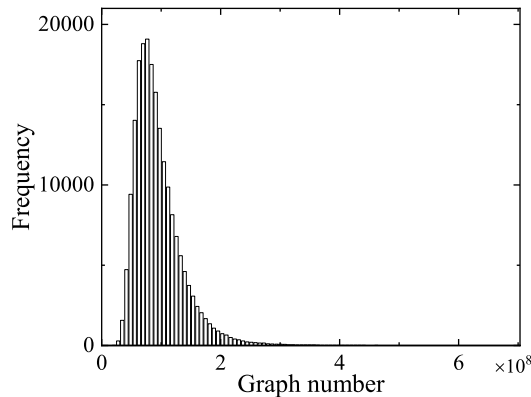


Figure 2: Distribution of loading for each part.

for order 23 is 429,668,180,677,439 by using Distri-GENREG with same parameters. Robinson[22] presented all of the counting numbers of 3-regular graphs up to order 40 in 1983, but he also pointed out that the enumeration of  $k$ -regular ( $k > 3$ ) is complicated and there did not exist an efficient method. Then Markus Meringer and Jason Kimber used the GENREG to generate and count up the quartic graphs up to order 22 in 2011[24], and this problem remained stagnant for many years. With the development of high-performance computing, that provides the chance that we can refocus and promote the problem by using more powerful supercomputers.

This work cost almost 99 core-year, and SeaWulf, Tianhe-1A, Yachay joined in this work. Fig.3 presents the computing time for each cluster that pure CPU nodes (Intel Xeon Gold 6148  $\times 2$ ) in Seawulf contribute most results, Tianhe-1A and Yachay (IBM Power8 rev 2.0) also work well for this program, but we didn't use GPU in these two machines. Also, the task parts for the three clusters overlapped in a small range to prevent the impact from different systems.

### 3. Conclusions

In this paper, we presented the method to transport the GENREG to cluster and support the thousands of CPU cores. Then, we used it to got some optimal graphs for order 32 and calculated the exact number for 4-regular graphs for

Table 1: OEIS A006820

Order $n$	Quartics	Order $n$	Quartics
5	1	14	88,168
6	1	15	805,491
7	2	16	8,037,418
8	6	17	86,221,634
9	16	18	985,870,522
10	59	19	11,946,487,647
11	265	20	152,808,063,181
12	1,544	21	2,056,692,014,474
13	10,778	22	28,566,273,166,527
		23	429,668,180,677,439 <sup>(new)</sup>

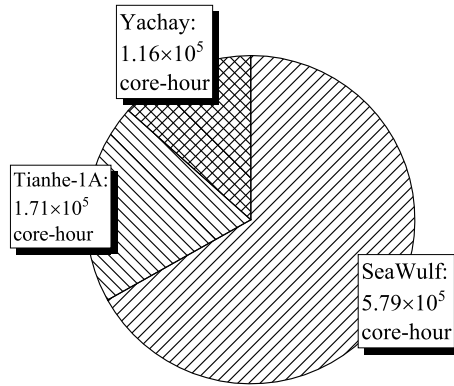


Figure 3: Computing time for each cluster.

order 23. Above all, we can see that this framework is useful to solve intractable problems for the regular graph. Finally, we also decide to open our source code in GitHub(<https://github.com/xuzhipengnt/distri-GENREG>) to attract more researchers to join in the area of regular graph counting.

#### 4. Acknowledgement

In this work, the first author was supported by the special project High performance computing of National Key Research and Development Program 2016YFB0200604. We thank the Computing Center of Stony Brook University(USA), National Supercomputing Center in Jinan & Changsha(China) and National Supercomputing Center(Ecuador) for support of computing resources. Thanks to Dr. Markus Meringer from German Aerospace Center for technical support for GENREG by e-mail.

#### References

- [1] C. Godsil, G. Royle, Algebraic Graph Theory, Springer New York, 2001. doi:10.1007/978-1-4613-0163-9.
- [2] Conway, J. H., Five \$1,000 problems (update 2017), On-Line Encyclopedia of Integer Sequences (2019).
- [3] A. J. Hoffman, R. R. Singleton, On moore graphs with diameters 2 and 3, IBM Journal of Research and Development 4 (5) (1960) 497–504. doi:10.1147/rd.45.0497.
- [4] S. Das, A. Banerjee, Hyper petersen network: yet another hypercube-like topology, in: [Proceedings 1992] The Fourth Symposium on the Frontiers of Massively Parallel Computation, IEEE Comput. Soc. Press, 1992. doi:10.1109/fmpc.1992.234949.
- [5] S. Ohring, S. Das, Folded petersen cube networks: new competitors for the hypercubes, in: Proceedings of 1993 5th IEEE Symposium on Parallel and



- Distributed Processing, IEEE Comput. Soc. Press, 1993. doi:10.1109/spdp.1993.395482.
- [6] S. Ohring, S. K. Das, The folded Petersen network : A new communication-efficient multiprocessor topology, in: 1993 International Conference on Parallel Processing - ICPP 93 Vol1, IEEE, 1993. doi:10.1109/icpp.1993.175.
- [7] J. hyun Seo, Three-dimensional Petersen-torus network: a fixed-degree network for massively parallel computers, The Journal of Supercomputing 64 (3) (2011) 987–1007. doi:10.1007/s11227-011-0716-z.
- [8] J.-H. Seo, J.-S. Kim, H. J. Chang, H.-O. Lee, The hierarchical Petersen network: a new interconnection network with fixed degree, The Journal of Supercomputing 74 (4) (2017) 1636–1654. doi:10.1007/s11227-017-2186-4.
- [9] J. hyun Seo, H. Lee, M. suk Jang, Petersen-torus networks for multicomputer systems, in: 2008 Fourth International Conference on Networked Computing and Advanced Information Management, IEEE, 2008. doi:10.1109/ncm.2008.47.
- [10] P. S. Rybin, F. I. Ivanov, On estimation of the error exponent for finite length regular graph-based LDPC codes, Journal of Communications Technology and Electronics 63 (12) (2018) 1518–1523. doi:10.1134/s1064226918120197.
- [11] J. Rosenthal, P. Vontobel, Constructions of regular and irregular LDPC codes using Ramanujan graphs and ideas from Margulis, in: Proceedings. 2001 IEEE International Symposium on Information Theory (IEEE Cat. No.01CH37252), IEEE, 2001. doi:10.1109/isit.2001.935867.
- [12] D. A. Vega-Oliveros, L. Berton, A. M. Eberle, A. de Andrade Lopes, L. Zhao, Regular graph construction for semi-supervised learning, Jour-

- nal of Physics: Conference Series 490 (2014) 012022. doi:10.1088/1742-6596/490/1/012022.
- [13] B. D. McKay, N. C. Wormald, Asymptotic enumeration by degree sequence of graphs with degree  $(n-1/2)$ , *Combinatorica* 11 (4) (1991) 369–382. doi:10.1007/bf01275671.
- [14] B. D. McKay, N. C. Wormald, Asymptotic enumeration by degree sequence of graphs of high degree, *European Journal of Combinatorics* 11 (6) (1990) 565–580. doi:10.1016/s0195-6698(13)80042-x.
- [15] A. Liebenau, N. Wormald, Asymptotic enumeration of graphs by degree sequence, and the degree sequence of a random graph, arXiv: <http://arxiv.org/abs/1702.08373v2>.
- [16] M. Meringer, Fast generation of regular graphs and construction of cages, *Journal of Graph Theory* 30 (2) (1999) 137–146. doi:10.1002/(sici)1097-0118(199902)30:2<137::aid-jgt7>3.0.co;2-g.
- [17] G. Brinkmann, Fast generation of cubic graphs, *Journal of Graph Theory* 23 (2) (1996) 139–149. doi:10.1002/(sici)1097-0118(199610)23:2<139::aid-jgt5>3.0.co;2-u.
- [18] G. Brinkmann, J. Goedgebeur, Generation of cubic graphs and snarks with large girth, *Journal of Graph Theory* 86 (2) (2017) 255–272. doi:10.1002/jgt.22125.
- [19] G. Brinkmann, K. Coolsaet, J. Goedgebeur, H. Mélot, House of graphs: A database of interesting graphs, *Discrete Applied Mathematics* 161 (1-2) (2013) 311–314. doi:10.1016/j.dam.2012.07.018.
- [20] Y. Deng, M. Guo, A. F. Ramos, X. Huang, Z. Xu, W. Liu, Optimal low-latency network topologies for cluster performance enhancement, arXiv (2019). arXiv: <http://arxiv.org/abs/1904.00513v1>.

- [21] S. P. Vadhan, The complexity of counting in sparse, regular, and planar graphs, *SIAM Journal on Computing* 31 (2) (2001) 398–427. doi:10.1137/S0097539797321602.
- [22] R. W. Robinson, N. C. Wormald, Numbers of cubic graphs, *Journal of Graph Theory* 7 (4) (1983) 463–467. doi:10.1002/jgt.3190070412.
- [23] W. Gropp, E. L. Lusk, T. Sterling (Eds.), *Beowulf Cluster Computing with Linux* (Scientific and Engineering Computation), The MIT Press, 2003.  
URL <https://www.amazon.com/Beowulf-Computing-Scientific-Engineering-Computation/dp/0262692929?SubscriptionId=AKIAIOBINVZYXZQZ2U3A&tag=chimbori05-20&linkCode=xm2&camp=2025&creative=165953&creativeASIN=0262692929>
- [24] F. Larrión, M. Pizaña, R. Villarroel-Flores, On self-clique shoal graphs, *Discrete Appl. Math.* 205 (C) (2016) 86–100. doi:10.1016/j.dam.2016.01.013.  
URL <https://doi.org/10.1016/j.dam.2016.01.013>