

Two Fluid Scenario in Bianchi Type-I Universe

G. K. Goswami¹, Meena Mishra², Anil Kumar Yadav³, Anirudh Pradhan⁴

¹ Department of Mathematics, Kalyan P. G. College, Bhilai - 490 006, C. G., India

² Department of Mathematics, Swami Shri Swaroopanand Saraswati Mahavidyalya, Hudco, Bhilai - 490 006, C.G., India

² Department of Physics, United College of Engineering & Research, Greater Noida - 201310, India

³ Department of Mathematics, Institute of Applied Sciences and Humanities, G L A University, Mathura - 281 406, Uttar Pradesh, India

¹ Email: gk.goswam9@gmail.com

² Email: minamishra18@gmail.com

³ Email: abanilyadav@yahoo.co.in

⁴ E-mail: pradhan.anirudh@gmail.com

Abstract

In this paper, we study a Bianchi type -I model of universe filled with barotropic and dark energy(DE) type fluids. The present values of cosmological parameters such as Hubble constant H_0 , barotropic, DE and anisotropy energy parameters $(\Omega_m)_0$, $(\Omega_{de})_0$ and $(\Omega_\sigma)_0$ and Equation of State(EoS) parameter for DE (ω_{de}) are statistically estimated in two ways by taking 38 point data set of Hubble parameter $H(z)$ and 581 point data set of distance modulus of supernovae in the range $0 \leq z \leq 1.414$. It is found that the results agree with the Planck result [P.A.R. Ade, et al., Astron. Astrophys. 594 A14 (2016)] and more latest result obtained by Amirhashchi and Amirhashchi [H. Amirhashchi and S. Amirhashchi, arXiv:1811.05400v4 (2019)]. Various physical properties such as age of the universe, deceleration parameter etc have also been investigated.

Key Words: Dark Energy; Accelerating universe; Bianchi type-I space-time.

1 Introduction;

SN Ia observations [1]–[4] confirm the fact that our observable universe is accelerating at present. This surprising discovery is a break through in the field of observational cosmology and had lead to a presence of an unknown dark energy(DE) fluid that opposes gravitational attraction. It is a common perception that DE has positive energy density and negative pressure so that it creates acceleration in the universe. Although, it violate the strong energy condition (SEC), yet provides an elegant description of transition of universe from deceleration to cosmic acceleration (Caldwell et al.[5]). In the framework of general relativity, the dynamics of dark energy could be understand through it's equation of state parameter which is defined as $\omega^{(de)} = p^{(de)}/\rho^{(de)}$ where $p^{(de)}$ and $\rho^{(de)}$ are the pressure and energy density of dark energy component respectively. It is well known that $\omega^{(de)} = -1$ represents the standard Λ CDM model of universe.

After CMB experiment, It has been now confirmed that the matter distribution inside the present universe is on whole isotropic but early universe had not such smooth picture i.e. it was anisotropic near the singularity point. So, one has to assume anisotropy in the background of evolving process of current universe. Off late, spatially homogeneous and anisotropic cosmology had been a matter of interest to the cosmologists. Recently, Akarsu et al. [6] have constructed Bianchi type I model (BT-I) as natural extension of the standard Λ CDM model. Amirhashchi and Amirhashchi [7] have investigated three DE models for flat and curved FLRW and BT- I space times and put constraints on cosmological parameters using Gaussian processes and MCMC method. In other papers [8, 9], they developed BT-I Universe with Type Ia Supernova and $H(z)$ Data and have probed DE in the scope of BT-I space time. Mishra et al. [10] investigated the role of anisotropic components on the DE and the dynamics of the universe in Bianchi-V string cosmological

model. In another papers [11, 12], they have also discussed Bulk viscous embedded BT- I dark energy models. Recently Rashid et al. [13] have also developed anisotropic DE model. More information and references regarding BT-I DE models can be found in Goswami et al. [14]–[20]. Some important applications of BT-I cosmological models in the framework of general relativity and modified theories of gravitation are given in Refs. [21, 22, 23, 24, 25, 26, 27].

In this paper, we study a BT -I model of universe filled with barotropic and DE perfect fluids. The present values of cosmological parameters such as Hubble constant H_0 , barotropic, DE and anisotropy energy parameters $(\Omega_m)_0$, $(\Omega_{de})_0$ and $(\Omega_\sigma)_0$ and Equation of State(EoS) parameter for DE ω_{de} are statistically estimated in two ways by taking 38 point data set of Hubble parameter $H(z)$ and 581 point data set of distance modulus of supernovas in the range $0 \leq z \leq 1.414$. It is found that the results agrees with the Planck findings [28] and more latest results due to Amirhashchi and Amirhashchi [29]. The contents of the paper in brief are as follows : In section 2, we have described the field equation for BT- I universe. In section 3 and 5, Hubble and energy parameters were estimated in the two ways on the basis of 38 data set of $H(z)$ and a distance modulus data set of 581 Supernovas. In section 4, luminosity distance, distance modulus and apparent magnitude in our model have been formulated. In section 6, Various physical properties such as age of the universe, deceleration parameter etc have also been investigated. Finally the concluding remarks are presented in section 7.

2 Field equations for Bianchi Type I Universe

We consider a general BT- I metric

$$ds^2 = dt^2 - a^2 dx^2 - b^2 dy^2 - c^2 dz^2, \quad (1)$$

where a, b and c are scale factors along spatial directions and it depend on time only.

Let the universe be filled with two type of fluids: one is barotropic and other creating dark energy. We assume that suffix m stands for matter and de for dark energy.

The energy momentum tensor(EMT) has two components i.e. $T_{ij} = T_{ij}(m) + T_{ij}(de)$. The followings are the EMTs of the contents of the universe, $T_{ij}(m) = (\rho_m + p_m) u_i u_j - p_m g_{ij}$ and $T_{ij}(de) = (\rho_{de} + p_{de}) u_i u_j - p_{de} g_{ij}$. For co-moving co-ordinates $u^\alpha = 0$; $\alpha = 1, 2 \text{ \& } 3$, where $g_{ij} u^i u^j = 1$. The Einstein field equations are

$$R_{ij} - \frac{1}{2} R g_{ij} = -8\pi G T_{ij}, \quad (2)$$

where we have taken velocity of light as unity. The field equation (2) in terms of line element (1) and EMTs described above are solved as follows.[See [14] for details]

$a^2 = bc$, $b = ad$, $c = ad^{-1}$, $2\frac{a_{44}}{a} + \frac{a_4^2}{a^2} + (\frac{d_4}{d})^2 = -8\pi G(p_{de} + p_m)$, $\frac{a_4^2}{a^2} - (\frac{d_4}{d})^2 = 8\pi G(\rho_m + \rho_{de})$ and $(\frac{d_4}{d})_4 + 3\frac{a_4 d_4}{ad} = 0$, which on integration gives $\frac{d_4}{d} = \frac{k}{a^3}$, where k is an arbitrary constant of integration. The Hubble's parameter H in this model is as follows $H = \frac{1}{3}(\frac{a_4}{a} + \frac{b_4}{b} + \frac{c_4}{c}) = \frac{a_4}{a}$. Finally we get following field equations for BT-I anisotropic universe

$$2\frac{a_{44}}{a} + \frac{a_4^2}{a^2} = -8\pi G(p_{de} + p_m + p_\sigma) \quad (3)$$

$$H^2 = \frac{a_4^2}{a^2} = \frac{8\pi G}{3}(\rho_m + \rho_{de} + \rho_\sigma) \quad (4)$$

where we have considered anisotropy terms $\frac{d_4}{d}$ appearing in the field equations as anisotropy energy represented by suffix σ whose pressure and density are given by

$$p_\sigma = \rho_\sigma = \frac{k^2}{8\pi G a^6}. \quad (5)$$

During course of its evolution, the universe had gone through a stage where matter density and pressure were equal. That stage is called stiff matter filled universe. So we can say that anisotropy energy behaves like stiff matter. The energy conservation law for our model is as follows $T_j^{ij} = \dot{\rho} + 3H(p + \rho) = 0$,

where $\rho = \rho_m + \rho_{de} + \rho_\sigma$ and $p = p_m + p_{de} + p_\sigma$. We see that $\dot{\rho}_\sigma + 3H(p_\sigma + \rho_\sigma) = 0$ holds separately. So we have $\frac{d}{dt}(\rho_m + \rho_{de}) + 3H(p_m + p_{de} + \rho_m + \rho_{de}) = 0$. We assume that dark energies does not interact with barotropic matter, so that they are conserved simultaneously i.e. $(\rho_m)_4 + 3H(p_m + \rho_m) = 0$ and $(\rho_{de})_4 + 3H(p_{de} + \rho_{de}) = 0$. The equations of states are as follows $p_m = \omega_m \rho_m$, where ω_m are constants. For matter in form of radiation $\omega_m = \frac{1}{3}$, $\rho_m \propto a^{-4}$. Present universe is dust filled for which $\omega_m = 0$, $\rho_m \propto a^{-3}$. Now we use the following relation between scale factor a and red shift z , $\frac{a_0}{a} = 1 + z$. This gives $\rho_\sigma = (\rho_\sigma)_0 \left[\frac{a_0}{a}\right]^6 = (\rho_\sigma)_0 (1 + z)^6$. Similarly $\rho_{de} = (\rho_{de})_0 \left[\frac{a_0}{a}\right]^{3(1+\omega_{de})} = (\rho_{de})_0 (1 + z)^{3(1+\omega_{de})}$, where ω_{de} is equation of state parameter for dark energy which is considered as constant for present epoch. We take $p_m = 0$ for dust filled universe and define following energy parameters $\Omega_m = \frac{\rho_m}{\rho_c}$, $\Omega_{de} = \frac{\rho_{de}}{\rho_c}$, & $\Omega_\sigma = \frac{\rho_\sigma}{\rho_c}$, where $\rho_c = \frac{3H^2}{8\pi G}$.

The field equations (3) and (4) now take following form

$$(2q - 1)H^2 = 3H_0^2 \left(\omega_{de}(\Omega_{de})_0 (1 + z)^{3(1+\omega_{de})} + (\Omega_\sigma)_0 (1 + z)^6 \right) \quad (6)$$

and

$$H^2 = H_0^2 \left((\Omega_m)_0 (1 + z)^3 + (\Omega_{de})_0 (1 + z)^{3(1+\omega_{de})} + (\Omega_\sigma)_0 (1 + z)^6 \right) \quad (7)$$

where $q = \frac{\ddot{a}}{aH^2}$ is deceleration parameter(DP).

The relationship amongst the energy parameters are obtained from Eq.(7) as

$$(\Omega_m)_0 + (\Omega_{de})_0 + (\Omega_\sigma)_0 = 1$$

3 Hubble and energy parameters based on 38 data set of H(z)

So many astrophysical scientists [31] – [35] estimated Hubble constant H_0 , as 72 ± 8 , $69.7^{+4.9}_{-5.0}$, 71 ± 2.5 , $70.4^{+1.3}_{-1.4}$, 73.8 ± 2.4 and 67 ± 3.2 in the unit $kms^{-1}Mpc^{-1}$ respectively, with the help of Hubble Space Telescope (HST), Cepheid variable observations, gravitational lensing, WMAP seven-year data and WMAP results with Gaussian priors, infrared camera and galactic cluster data's respectively. One may refers to Kumar [36], Sharma et al. [37] and Yadav et al. [38] for detail. We consider a observed data set of 38 Hubble parameter $Hob(i)$ in Gyr^{-1} unit with standard deviations $\sigma(i)$ for different red shifts. These were imported from Farook et al [30]. For corresponding theoretical value of $H(z)$, we use Eq.(7), in which H_0 , $(\Omega_m)_0$, $(\Omega_\sigma)_0$ and ω_{de} are unknown. It is desired to estimate values of these parameters statistically by getting Chi square given by

$$\chi^2[H_0, (\Omega_m)_0, \omega_{de}] = \sum_{i=1}^{i=38} [(Hth(i) - Hob(i))^2 / \sigma(i)^2], \quad (8)$$

where $Hth(i)$'s are theoretical values of Hubble parameter as per Eq.(7) and $\sigma(i)$'s are errors in the observed values of $H(z)$.

We take $(0.066 \leq H_0 \leq 0.076)$, $(0.1 \leq (\Omega_m)_0 \leq 0.5)$ and EoS parameter ω_{de} in the range $(-1.3, -0.8)$. As at present anisotropy is very mere, we take $(\Omega_\sigma)_0 = 0.0002$. It is found that $\chi^2 = 33.22$ i.e. 87.43 % is minimum for $H_0 = 0.068 Gyr^{-1} = 66.6 \text{ Km/sec/Mpc}$, $(\Omega_m)_0 = 0.26$, $\omega_{de} = -0.83$. and $(\Omega_{de})_0 = 0.7398$. Now we present a error bar graph as figure 1 which have 38 observational Hubble data (OHD) points (left panel) and $H(z) + \text{BAO}$ (right panel) with possible errors as bars and a curve representing corresponding theoretical value of $H(z)$ given by Eq(7). We also note that the solid black line represent the best fit curve of derived model and dashed blue and green lines represent the corresponding ΛCDM model ($\omega^{(de)} = -1$) respectively.

We have taken H_0 , $(\Omega_m)_0$, $(\Omega_\sigma)_0$ and $(\Omega_{de})_0$ as estimated statistically on the basis of minimum χ^2 . Figure 2 represents 1σ , 2σ Confidence regions in the (Ω_m, ω_{de}) plane. Inside these regions red ellipse shows our estimated values. These figures show that observed and theoretical values are close to each other.

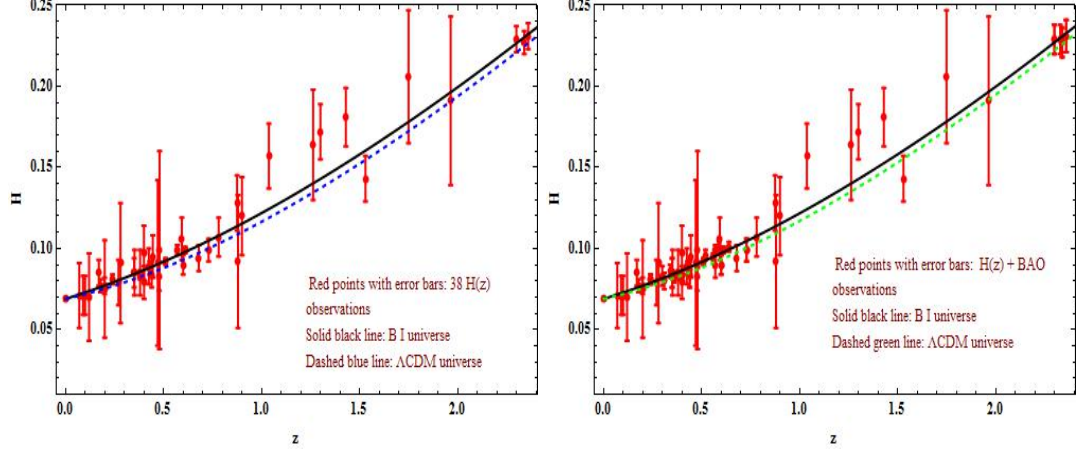


Figure 1: Hubble parameter – red shift error bar plot with 38 OHD points (left panel) and with $H(z) + \text{BAO}$ (right panel) for $H_0 = 0.068 \text{ Gyr}^{-1} = 66.6 \text{ km/s/Mpc}$, $(\Omega_m)_0 = 0.26$, $\omega_{de} = -0.83$ and $(\Omega_{de})_0 = 0.7398$.

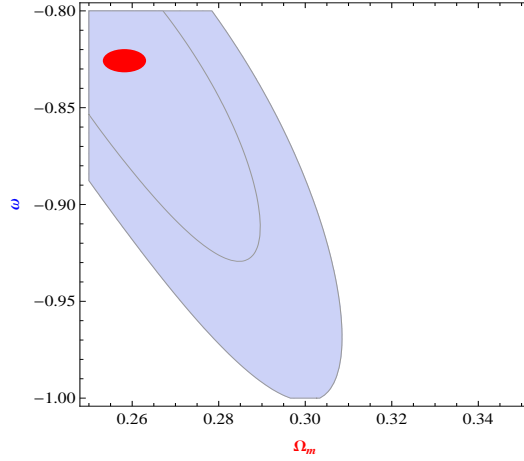


Figure 2: The likelihood contours at 1σ , 2σ Confidence regions in $\Omega_m - \omega$ plane by bounding our model with 38 OHD points. Here ω_{de} is constant and it is taken as $\omega_{de} = \omega$.

4 Luminosity Distance, Distance modulus and Apparent magnitude in our model

In our earlier work [14, 15] for B-I universe, Luminosity distance D_L , Distance modulus μ and Apparent magnitude m_b of any distant luminous object are obtained as $D_L = \frac{c(1+z)}{H_0} \int_0^z \frac{dz}{h(z)}$, $\mu = M - m_b = 5 \log_{10} \left(\frac{D_L}{\text{Mpc}} \right) + 25$ and $m_b = 16.08 + 5 \log_{10} \left[\frac{1+z}{0.026} \int_0^z \frac{dz}{h(z)} \right]$ where $h(z) = \frac{H(z)}{H_0}$. There fore in the present model, these physical quantities are given as

$$D_L = \frac{(1+z)}{H_0} \int_0^z \frac{dz}{\sqrt{(\Omega_m)_0(1+z)^3 + (\Omega_{de})_0(1+z)^{3(1+\omega_{de})} + (\Omega_\sigma)_0(1+z)^6}}, \quad (9)$$

$$\mu = 25 + 5 \log_{10} \left(\frac{(1+z)}{H_0} \int_0^z \frac{dz}{\sqrt{(\Omega_m)_0(1+z)^3 + (\Omega_{de})_0(1+z)^{3(1+\omega_{de})} + (\Omega_\sigma)_0(1+z)^6}} \right) \quad (10)$$

and

$$m_b = 16.08 + 5 \log_{10} \left(\frac{1+z}{0.026} \int_0^z \frac{dz}{\sqrt{(\Omega_m)_0(1+z)^3 + (\Omega_{de})_0(1+z)^{3(1+\omega_{de})} + (\Omega_\sigma)_0(1+z)^6}} \right) \quad (11)$$

5 Hubble and energy parameters based on a distance modulus data set of 581 Supernovas

We consider a observed data set of distance modulus of 581 Supernovas with standard deviations $\sigma_{SN1a(i)}$ for different red shifts in the range $z \leq 1.414$. These were imported from Pantheon compilation [39]. For corresponding theoretical value of μ_{th} , we use Eq.(10), in which $H_0, (\Omega_m)_0, (\Omega_\sigma)_0$ and ω_{de} are unknown. It is desired to estimate values of these parameters statistically by getting Chi square given by

$$\chi^2((\Omega_m)_0, (\Omega_\sigma)_0, \omega_{de}) = \sum_{i=1}^{LengthSN1aData} \frac{(\mu_{th}((\Omega_m)_0, (\Omega_\sigma)_0, \omega_{de})(i) - \mu_{obs}(i))^2}{\sigma_{SN1a(i)}^2} \quad (12)$$

We take $(0.066 \leq H_0 \leq 0.076)$, $(0.1 \leq (\Omega_m)_0 \leq 0.5)$ and EoS parameter $(-1.3 \leq \omega_{de} \leq -0.8)$. Like as before, we take $(\Omega_\sigma)_0 = 0.0002$. It is found that $\chi^2 = 562.227$ i.e. 96.7% is minimum for $H_0 = 70.0097$, $(\Omega_m)_0 = 0.279$ and $\omega_{de} = -1.00654$. Now we present a error bar graph as figure 3 which has 581 data points with possible errors as bars and a curve representing corresponding theoretical value of $\mu(z)$ given by Eq(10). In figure 3, the solid black line represents the best fit curve of the model under consideration while dashed blue line corresponds to the Λ CDM model ($\omega^{(de)} = -1$). We have taken $H_0, (\Omega_m)_0, (\Omega_\sigma)_0$ and $(\Omega_{de})_0$ as estimated statistically on the basis of minimum χ^2 . Figure(4) represents $1\sigma, 2\sigma$ Confidence regions in the (Ω_m, ω_{de}) plane. Inside these regions red ellipse shows our estimated values. These figures show that observed and theoretical values are close to each other.

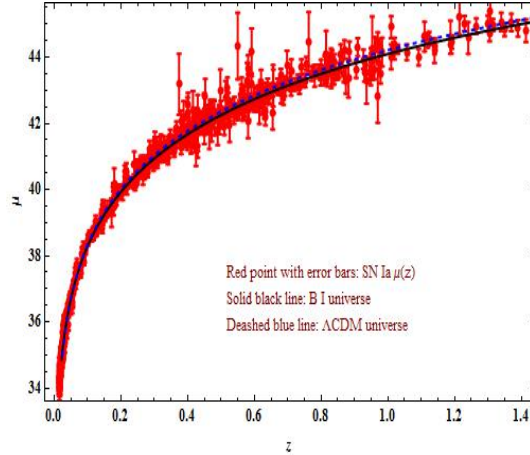


Figure 3: Distance modulus (μ) – red shift error bar plot for $H_0 = 70.0097$, $(\Omega_m)_0 = 0.279$, $(\Omega_{de})_0 = 0.7208$ and $\omega_{de} = -1.00654$.

6 Present age of the universe

We obtained the present age of universe as follows

$$t = \int_0^t dt = \int_0^a \frac{da}{aH} = \int_0^z \frac{dz}{(1+z)H}$$

This implies that

$$t_0 = \lim_{x \rightarrow \infty} \int_0^x \frac{dz}{H_0(1+z)\sqrt{((\Omega_m)_0(1+z)^3 + (\Omega_{de})_0(1+z)^{3(1+\omega_{de})} + (\Omega_\sigma)_0(1+z)^6)}}. \quad (13)$$

We see that $t_0 \rightarrow 0.95296H_0^{-1}$ for high red shifts of order 10^5 , where we have taken $H_0 = 70.0097$, $(\Omega_m)_0 = 0.279$ and $\omega_{de} = -1.00654$. Now $H_0^{-1} = 13.9976 \text{ Gyr}$, so the present age of universe comes to $t_0 = 13.339 \text{ Gyr}$

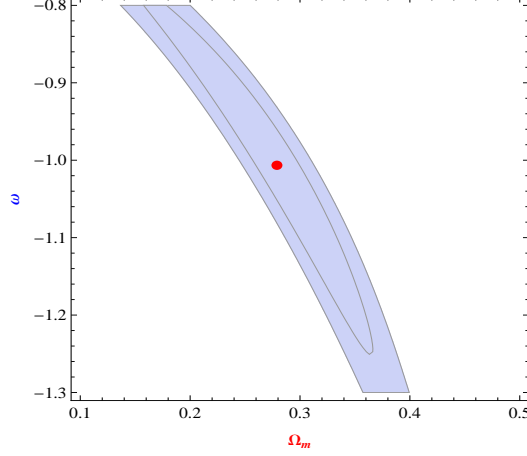


Figure 4: 1σ , 2σ Confidence regions and our estimated point inside the red ellipse in $\Omega_m - \omega$ plane by bounding our model with 581 SN Ia data. Here ω_{de} is constant and it is taken as $\omega_{de} = \omega$.

for our model. If we calculate t_0 on the basis of our results $H_0 = 0.068 \text{ Gyr}^{-1} = 66.6 \text{ Km/sec/Mpc}$, $(\Omega_m)_0 = 0.26$, $\omega_{de} = -0.83$, and $(\Omega_{de})_0 = 0.7398$ as per 38 pt.Hubble parameter estimation, we get age of the universe as $t_0 = 13.7711 \text{ Gyrs}$. The empirical value of present age of the universe is $t_0 = 13.73^{+13}_{-17}$ as per WMAP data[40]. Thus present age of universe obtained by us is very close to observed one especially with respect to 38 OHD. Hubble parameter estimation. The figure 5 describes variation of time with red shift.

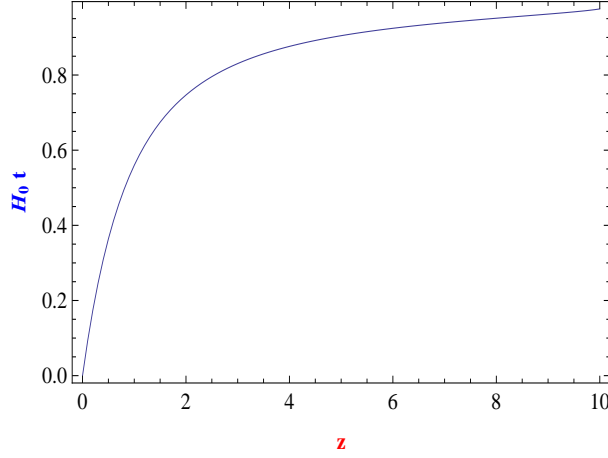


Figure 5: Red shift z versus time t plot for $H_0 = 70.0097$, $(\Omega_m)_0 = 0.279$ and $\omega_{de} = -1.00654$.

6.1 Deceleration Parameter

The deceleration parameter(DP) is obtained from Eqs.(6) and (7) as

$$2q = 1 + 3 \frac{\omega_{de}(\Omega_{de})_0(1+z)^{3(1+\omega_{de})} - \frac{1}{3}(\Omega_\sigma)_0(1+z)^6}{\sqrt{(\Omega_m)_0(1+z)^3 + (\Omega_\sigma)_0(1+z)^6 + (\Omega_{de})_0(1+z)^{3(1+\omega_{de})}}}. \quad (14)$$

It's present value is given as $2(q)_0 = 1 + 3\omega_{de}(\Omega_{de})_0 - (\Omega_\sigma)_0$.

In absence of dark energy, our model represent an decelerating universe. Dark energy has negative pressure ($\omega_{de} < 0$), so it makes the universe accelerating. For $H_0 = 70.0097$, $(\Omega_m)_0 = 0.279$ and $\omega_{de} = -1.00654$, the present value of DP is obtained as $(q)_0 = -0.58837$. The present value of DP on the basis of our results $H_0 = 0.068 \text{ Gyr}^{-1}$, $(\Omega_m)_0 = 0.26$, $\omega_{de} = -0.83$ and $(\Omega_{de})_0 = 0.7398$ as per 38 points.

Hubble parameter estimation comes out to be equal to $(q)_0 = -0.421335$. The following figure(6) shows how deceleration parameter q varies over red shift z . It is interesting to see that there are two transition red shift in this model $z_t = 1.448$ and $z_t = 4.18$. This means that our universe had gone two times through the accelerating phase. Duration of present phase is $0 \leq z \leq 1.448$ and in the past it was $z \geq 4.18$. This shows that structure formation era is $1.448 \leq z \leq 4.18$ and inflation might have taken place at $z \geq 4.18$. Figure(6) describes the whole evolution of the universe. It covers the main three phases of the universe, Inflation, structure formation and the present accelerating phase.

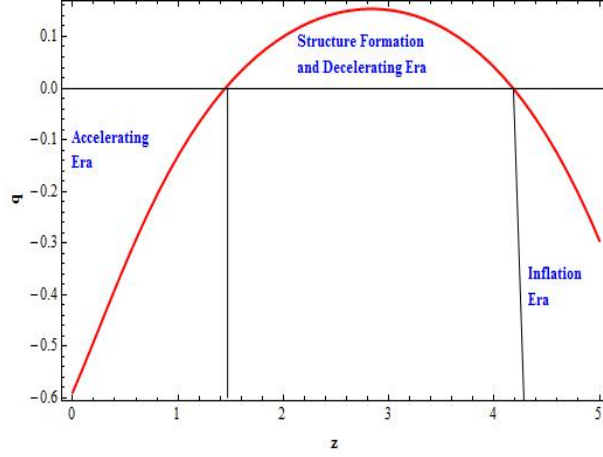


Figure 6: Deceleration parameter q over red shift z for $H_0 = 70.0097$, $(\Omega_m)_0 = 0.279$ and $\omega_{de} = -1.00654$.

6.2 Particle Horizon

Let us consider a light ray from a source along x -direction. Proper distance of the source will be $a_0 x$. Let we are receiving light signal at certain time t_0 . It might have transmitted in the past at certain time say t_p from the source, then proper distance of the source from us will be given by $r = a_0 \int_{t_p}^{t_0} \frac{dt}{a(t)}$.

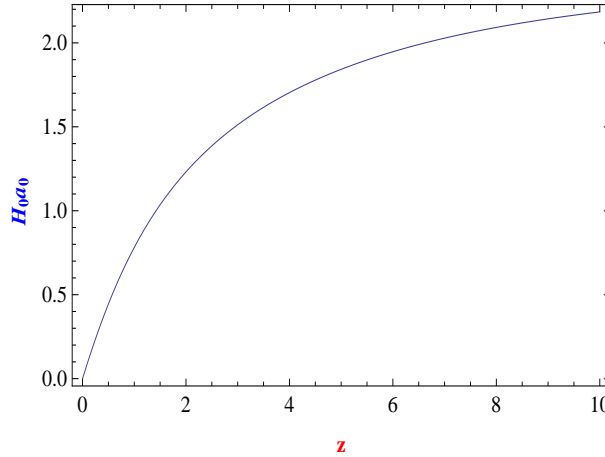


Figure 7: Red shift z versus proper distance plot for $H_0 = 70.0097$, $(\Omega_m)_0 = 0.279$ and $\omega_{de} = -1.00654$.

The Particle Horizon R_P is defined as the $\lim_{t_p \rightarrow 0} a_0 \int_{t_p}^{t_0} \frac{dt}{a(t)} = \lim_{z \rightarrow \infty} \int_0^z \frac{dz}{H(z)}$

\therefore

$$R_P = \lim_{x \rightarrow \infty} \int_0^x \frac{dz}{H_0 \sqrt{[(\Omega_m)_0(1+z)^3 + (\Omega_{de})_0(1+z)^{3(1+\omega_{de})} + (\Omega_\sigma)_0(1+z)^6]}}. \quad (15)$$

We see that $R_P \rightarrow 2.43419H_0^{-1}$ for high red shift of order 10^5 , where we have taken $H_0 = 70.0097$, $(\Omega_m)_0 = 0.279$ and $\omega_{de} = -1.00654$. The value of R_P on the basis of our results $H_0 = 0.068 \text{ Gyr}^{-1}$, $(\Omega_m)_0 = 0.26$, $\omega_{de} = -0.83$ and $(\Omega_{de})_0 = 0.7398$ as per 38 OHD. Hubble parameter estimation comes out to be equal to $R_P \rightarrow 2.48215H_0^{-1}$. For FLRW model it is given as $R_P \sim \frac{2}{H_0}$.

The figure 7 describes variation of proper distance with red shift.

7 Conclusion

In this paper, we have investigated the two fluid scenario in Bianchi type I space-time. It is worth to mention that in the literature, two fluid interacting dark energy models in BT-I space-time are available [41, 42, 43]. But the mechanism for solving of field equations in present model is altogether different from the mechanism used in Refs. [41, 42, 43]. We also estimate the present values of cosmological parameters of derived model by using 38 OHD points and 581 SN Ia data. We summaries our finding with the help of the following table. We have also displayed observational data's due to Planck for the purpose of comparison. Figure 6 of the our work is very interesting. It describes the whole evolution of the universe from it's beginning to present epoch. It covers the main three phases of the universe, Inflation, structure formation and the current accelerating phase.

Cosmological Parameters at present	Values as per 38 OHD	Values as per 581 SN Ia	Planck results
$(\Omega_{de})_0$	0.7398	0.7208	0.6911
$(\Omega_m)_0$	0.26	0.279	0.3089
$(\Omega_\sigma)_0$	0.0002	0.0002	0
ω_{de}	-0.83	-1.00654	-1.019
H_0	66.6	70.0097	67.74
Age t_0	13.7711	13.339 Gyr	13.799
R_P	$2.48215H_0^{-1}$	$2.43419 H_0^{-1}$	—
$(q)_0$	-0.421335	-0.58837	—

We also quote the latest results due to Amirhashchi and Amirhashchi [29] $H_0 = 69.9 \pm 1.7$, $(\Omega_m)_0 = 0.279^{+0.014}_{-0.016}$, $(\Omega_{de})_0 = 0.721^{+0.016}_{-0.014}$ and $z_t = 0.707 \pm 0.034$.

Acknowledgement

The authors (G. K. Goswami & A. Pradhan) sincerely acknowledge the Inter-University Centre for Astronomy and Astrophysics (IUCAA), Pune, India for providing facilities where part of this work was completed during a visit.

References

- [1] S. Perlmutter et al., Bull. Am. Astron. Soc., **29**, 1351(1997), arXiv:astro-ph/9812473 [Supernova Cosmology Project Collaboration].
- [2] Perlmutter, S. et al., Nature, **391**, 51(1998).
- [3] Perlmutter, S. et al., Astrophys. J., **517**, 5(1999).
- [4] A.G. Riess et al., Astron. J., **116**, 1009(1998), arXiv:astro-ph/9805201[Supernova Search Team collaboration].
- [5] R. R. Caldwell, W. Knowp, L. Parker and D. A. T. Vanzella, Phys. Rev. D **73**, 023513 (2006).
- [6] O. Akarsu, Suresh Kumar, Shivani Sharma and Luigi Tedesco, Phys. Rev D, **100**, 023532 (2019); arXiv:1905.06949v1 [astro-ph.CO].

- [7] Hassan Amirhashchi, Soroush Amirhashchi, arXiv: 1802.04251v4 [astro-ph.CO] (2019).
- [8] Hassan Amirhashchi, Soroush Amirhashchi, Phys. Rev D, **99**, 02316 (2018); arXiv:1803.08447v2 [astro-ph.CO].
- [9] Hassan Amirhashchi, Phys. Rev. D, **97**, 063515 (2018); arXiv:1712.02072v2 [astro-ph.CO].
- [10] B. Mishra, S.K. Tripathy, Pratik P. Ray, Astrophys.Space Sci., **363**,86(2018), arXiv:1701.08632 [physics-gen-ph].
- [11] B.Mishra, Pratik P. Ray, R. Myrzakulov, Euro. Phys. Journal C, **79**,34, (2019), arXiv:1801.01029v2[gr-qc].
- [12] B. Mishra, S.K.Tripathi, Mod. Phys. A , **30**, 1550175(2015).
- [13] Rashid Zia, Umesh Kumar Sharma, Dinesh Chandra Maurya,.New Astronomy, **72** ,83(2019).
- [14] A. K. Yadav et al., Euro. Phy. J. Plus., **127**, 127(2012).
- [15] G. K. Goswami, M. Mishra, A. K. Yadav, Int. J. Theor. Phys. **54**, 315 (2015).
- [16] G. K. Goswami, A. K. Yadav, R. N. Dewangan and A. Pradhan, Astrophys. Space Sci. **361**, 47 (2016).
- [17] G. K. Goswami, R. N. Dewangan, A. K. Yadav, Astrophys. Space Sci. **361**,119 (2016) .
- [18] G. K. Goswami, A. K. Yadav, R. N. Dewangan, Int. J. Theor. Phys. **55**, 4651(2016).
- [19] G. K. Goswami, R. N. Dewangan, A. K. Yadav, Gravitation & Cosmology **22**, 388 (2016).
- [20] U. K. Sharma, G. K. Goswami, A. Pradhan, Gravitation and Cosmology, **24**,191 (2018).
- [21] S. Kumar, C. P. Singh, Astriphys. Space Sc, **312**, 57 (2007).
- [22] C. P. Singh, S. Kumar, Int. J. Mod. Phys. A, **23**, 813 (2008).
- [23] C. P. Singh, S. Kumar, Int.J.Theor.Phys., **47**, 3171 (2008).
- [24] O. Akarsu, C. B. Killinc, Gen. Relativ. Gravit., **42**, 119 (2010).
- [25] A. K. Yadav, Braz. J. Phys., **49**, 262 (2019).
- [26] L. K. Sharma, A. K. Yadav, P. K. Sahoo, B. K. Singh, Results in Phys., **10**, 738 (2018).
- [27] A. K. Yadav, V. Bhardwaj, P. K. Sahoo, Mod. Phys. Lett. A, **34**, 1950145 (2019).
- [28] P.A.R. Ade, et al. [Planck Collaboration], Astron. Astrophys.,**594**,A14 (2016).
- [29] H. Amirhashchi and S. Amirhashchi, arXiv:1811.05400v4 (2019).
- [30] O. Farooq, et al., Astrophys. J., **835**, 26 (2017).
- [31] W L Freedman et al, Astrophys. Journ., **553**, 47 (2001).
- [32] S H Suyu et al, Astrophys. Jour., **711**, 201 (2010).
- [33] N. Jarosik et al, Astrophys. Journ. Suppl., **192**,14 (2010).
- [34] A G Riess et al, Astrophys. Journ., **730**, 119 (2011).
- [35] F Beutler et al, Mon. Not. R. Astron. Soc., **416**, 3017 (2011).
- [36] S Kumar, Mon. Not. Astron. Soc., **422**, 2532 (2012).
- [37] L. K. Sharma, B. K. Singh and A. K. Yadav, arXiv:1907.03552 [Physics.gen-ph] (2019)
- [38] A. K. Yadav, N. Singla, M. K. Gupta and G. K. Goswami, arXiv:1908.04735 [gr-qc] (2019)

- [39] D. M. Scolnic, *Astrophys. J.*, **859**, 101(2018).
- [40] G. Hinshaw et.al., arXiv:1212.5226 [astro-ph.CO](2012).
- [41] S. Kumar, C. P. Singh, *Gen. Relativ. Grav.* **43**, 1427 (2011)
- [42] A. K. Yadav and B. Saha, *Astrophys. Space Sc.* **337**, 759 (2012)
- [43] A. K. Yadav, *Astrophys. Space Sc.* **361**, 276 (2016)