

# Tell Me What to Track

Qi Feng<sup>1</sup>, Vitaly Ablavsky<sup>1</sup>, Qinxun Bai\*<sup>2</sup>, Guorong Li<sup>3</sup>, and Stan Sclaroff<sup>1</sup>

<sup>1</sup>Department of Computer Science, Boston University

<sup>2</sup>Horizon Robotics

<sup>3</sup>University of Chinese Academy of Sciences

## Abstract

In recent years, deep-learning-based visual object trackers have been studied thoroughly, but handling occlusions and/or rapid motion of the target remains challenging. In this work, we argue that conditioning on the natural language (NL) description of a target provides information for longer-term invariance, and thus helps cope with typical tracking challenges. However, deriving a formulation to combine the strengths of appearance-based tracking with the language modality is not straightforward. We propose a novel deep tracking-by-detection formulation that can take advantage of NL descriptions. Regions that are related to the given NL description are generated by a proposal network during the detection phase of the tracker. Our LSTM based tracker then predicts the update of the target from regions proposed by the NL based detection phase. In benchmarks, our method is competitive with state of the art trackers, while it outperforms all other trackers on targets with unambiguous and precise language annotations. It also beats the state-of-the-art NL tracker when initializing without a bounding box. Our method runs at over 30 fps on a single GPU.

## 1 Introduction

“A picture is worth a thousand words” goes an old adage. Thus, a typical approach to tracking requires a “picture” called *template* to initialize [23, 7, 11]. Even tracking methods that self-initialize via a proposal mechanism, be

it motion-detection or a class-specific detector, use the proposal to obtain a “picture” of the object to be tracked.

As new applications of computer-vision gain prominence, the validity of that old adage becomes less obvious. Broadly, these new applications are unified by an idea of “AI you can talk to.” Specifically, in domains ranging from medical to video-games, we encounter scenarios where a human operator will not have a spare hand to draw a bounding box (and thus initialize a tracker). Even in scenarios where an initial bounding box can be provided, it may not be sufficient for achieving long-term tracking.

In this paper, we develop a new formulation, in effect betting that “a few words are worth a thousand pixels.” In particular, we dispense with specifying the object to be tracked in terms of its spatial coordinates. Instead, we opt for a natural language (NL) description. The goal of our NL tracker is shown in Fig. 1. We believe that initializing with a bound box is not free (except when working on academic datasets) and cannot be taken for granted.

In the case of a video-gamer furiously typing on the keyboard, that object description could be spoken into a head-microphone, “follow the silver sedan on the highway.” This exemplifies the first advantage of our approach, providing flexibility in initializing a visual tracker especially when bounding box initialization is not available.

We believe that in many scenarios, the NL description will provide extra information for longer-term invariance, compared to a template defined in the first frame. Indeed, no matter how sophisticated the template-adaptation strategy of a tracker is, abrupt motion, occlusions and light-

\*Work done at Hikvision Research America



Figure 1: The goal is to perform tracking by natural language specifications given by a human. For example, someone specifies *track the silver sedan running on the highway* and our goal is to predict a sequence of bounding boxes on the input video. We also take advantage of the natural language to better handle the cases of occlusion and rapid motion of the target throughout the tracking process.

ing variations can cause the tracker to diverge. By contrast, a silver sedan that zig-zags behind the trees will remain invariant with respect to its description given in the first frame: “silver car.” As demonstrated in our experiments, even in scenarios when initial bounding boxes are available, by carefully incorporating NL descriptions into the tracker design, our tracker recovers more successfully than conventional trackers from challenging situations like occlusion and/or rapid motion. That is the second advantage of our approach.

However, conditioning a tracker on NL descriptions is not straightforward. Specifically, it is not obvious how to derive a formulation to combine the strengths of appearance-based tracking with the language modality. Indeed, the best published attempt [23] did not fare well compared to state-of-the-art in visual tracking.

Our proposed tracker lies in the track-by-detection category, where trackers update its status by taking a sequence of detections as inputs [11, 24]. Tracking-by-detection trackers focus on handling challenging tracking problems like occlusion, appearance changes and rapid motion of the target, etc [32]. We build our tracker on top of detections from NL. Similar to ROLO [24], we utilize a recurrent neural network (RNN) to model the temporal relations between frames.

Contributions of this paper include:

- A novel tracking-by-detection formulation that is

conditioned on a natural-language description of the target to be tracked; in particular, we are the first to derive a tracker that employs an RNN to estimate the target’s location from regions proposed by a deep network, conditioned on a language network. A modification of our formulation allows to condition on both the NL *and* a bounding box, providing added flexibility in how our tracker can be used in practice.

- Our tracker nearly doubles the performance of the best prior attempt to condition purely on natural language [23], and thus brings us closer to making NL tracking practical; our tracker compares favorably to the state of the art in cases when NL description is precise. We showed that, for detection based trackers, targets can be extended to a wider range of categories with the guidance of NL.
- We implement our tracker following the derivation in Section 3 without any additional “bells-and-whistles,” such as searching across scales, reliance on non-linear dynamics to model target motion, or sub-window attention [28]; note that the added computational complexity of [28] results in inference speed below 1 fps. Even though we process more information than traditional approaches, visual appearance *and* NL, our method is computationally efficient, yielding a tracker operating at roughly 30 fps on a single GPU.

## 2 Related Works

In this work, the task of tracking by natural language description is performed in a two-step architecture. The first step is detection by natural language specification, which involves object detection and natural language understanding of the input query. The second step, as mentioned earlier, is tracking by detection, in which the tracker uses the detection information from the first phase to update itself.

### 2.1 Object Detection

Regional convolution networks have seen wide success in recent years. R-CNN [13], Fast R-CNN [12], Faster R-

CNN [27] and Masked R-CNN [15] are a family of regional convolution networks developed for object detection.

The introduction of the region proposal network (RPN) in the Faster R-CNN framework [27] makes the generation of object proposals efficient and fast compared to the selective search approach [29] used in R-CNN [13]. The RPN in Faster R-CNN is introduced to improve the speed of proposing regions based on the objectiveness of the region, while the object detection module within Faster R-CNN remains the same as in Fast R-CNN[12].

The proposal module in our tracker is built upon Faster R-CNN’s RPN, which proposes regions from convolution features. A Region of Interest (RoI) sampling is applied to regional features after the RPN to reduce the size of region proposals and to extract the regional features.

## 2.2 Natural Language Understanding

Various models have been proposed to address the problem of object detection with natural language (NL) specification [17, 22, 21, 5, 30]. Our work employs NL understanding techniques similar to some image captioning approaches to perform the task of object detection with NL specification.

In recent work, word embeddings[25] are used to represent words in numerical vector representations. In our work, word embeddings are used for measuring the similarities between NL specifications and images.

Li et al. introduced the problem of person identification with NL specification [22] which uses a one-hot representation to embed input NL descriptions. Similarities between frames and the query are measured by a unit level attention between the output of a Word-LSTM and the visual representation for the image extracted by a VGG-16 Network. In other works, the average of word embeddings is a representation for the query [21, 5].

The one-hot representations for natural language queries do not take synonyms into account, as words are treated individually. On the other hand, in word embedding models, these synonyms are treated in a way so that the language model can understand the relations between different words.

Johnson et al. proposed a dense captioning model [17] based on an RPN like region proposal module for region proposals and used a bilinear sampler to obtain a list of

regional features for each of the best proposals after the RPN. The regional features are further used as the initial state in an LSTM model for captioning tasks, which is similar to the image captioning model in Vinyals and others’ work [30].

In our work, we use the same approach to obtain region proposals and regional features to score and sample the detections for tracking.

## 2.3 Tracking

Tracking by detection models [3, 18, 4] and Bayesian filtering based algorithms[19, 6] have been widely adopted. Some deep-learning-based models [31, 7, 28, 2, 24] have been introduced in recent years, and are argued to perform better in handling occlusion and appearance change. SiamFC [2] conducts a local search for regions with similar regional visual features obtained by a siamese CNN in every frame. ECO [7] applies convolutional filters on convolution feature maps to obtain satisfactory performance on multiple tracking datasets. ECO still suffers from efficiency issues [16], though its efficiency is improved from the original convolution-filter-based tracker, C-COT [8]. These trackers maintain appearance and motion models explicitly by maintaining the visual features over time.

Other approaches to the visual object tracking problem employ recurrent neural networks (RNNs). ROLO [24] attempts to model the temporal relationships between detections across continuous frames. The RNN performs a regression task given detections as input. However, ROLO is not able to perform tracking on objects that do not belong to YOLO [26] classes, since its detection phase requires a YOLO model to propose object detections.

In contrast, natural language (NL) based tracking allows the tracker to track a wider range of objects. Li et al. introduced three models that exploit NL descriptions of the target [23]. These models jointly consider the regional image features and the NL features. Li et al. [23] proposed a way to initialize a tracker without a bounding box. However, the method suffers around 50% less overall accuracy, compared to initializing by the ground truth bounding box.

Our model performs the same task in a different way by jointly performing the tracking and detection at the same time. Comparing to [23], instead of only using the NL description at the first frame to initialize the tracker, we

Deterministic Variables	
$t$	frame index
$I_t$	the $t$ -th frame image from a video
$Q$	the given natural language query for a video
$X_t^*$	target (ground truth) bounding box.
Random Variables	
$F_t$	visual feature map computed by CNN
$\mathbf{X}_t = \{X_{t,i}\}$	set of bounding boxes proposed by RPN
$\mathbf{RF}_t = \{RF_{t,i}\}$	set of region features for bounding boxes in $\mathbf{X}_t$
$\mathbf{S}_t = \{S_{t,i}\}$	set of similarities between region features and $Q$
$\mathbf{X}_t^{\text{det}}$	set of bounding boxes chosen by detection module
$\mathbf{RF}_t^{\text{det}}$	set of region features for bounding boxes in $\mathbf{X}_t^{\text{det}}$
$\hat{X}_t$	bounding box predicted by the tracker

Table 1: Notations of deterministic and random variables.

utilize the NL description during the entire tracking process. Even if the initialization is off-target due to various reasons, our tracker can still recover from the loss at the beginning if any NL detection during the tracking process acquires the target later.

The difference between our proposed tracker and previous visual trackers [24, 23, 7, 28] is that we design our tracker with NL in mind and no bounding box is needed to initialize the tracker.

### 3 The Proposed Model

The overall architecture of our model is shown in Fig. 2, expressed as a Bayesian network. In Section 3.1, we will formulate the detection problem and compute the posterior probability of detection given the NL descriptions. In Section 3.2, we present our tracking module. Finally, we present implementation details in Section 3.3. Notations that we used in deriving our tracker are summarized in Table 1.

Our language tracker is composed of three modules. The first module is a deep convolutional neural network that proposes candidate detection regions. The second module is an RNN that measures the similarities between visual representations of any proposed region from the first module and the input language embeddings [25]. Regions are then ranked by the similarities and passed into the third module, which is another RNN that performs tracker update from previous frame, based on detection candidates in the current frame.

**Algorithm 1:** Curriculum training for the tracker.

```

while Training RPN do
   $\mathbf{X}_t \leftarrow F_{\text{RPN}}(I_t)$ 
   $L_{\text{RPN}} \leftarrow \text{RPN Loss}(\mathbf{X}_t, X_t^*)$ 
  Backprop( $L_{\text{RPN}}$ )
Fix( $F_{\text{RPN}}$ )
while Training Language Network do
   $\mathbf{X}_t \leftarrow F_{\text{RPN}}(I_t)$ 
   $\mathbf{X}_t^{\text{det}}, \mathbf{S}_t \leftarrow F_{\text{lang}}(\mathbf{X}_t)$ 
   $L_{\text{lang}} \leftarrow \text{LangNet Loss}(\mathbf{X}_t^{\text{det}}, X_t^*, Q, \mathbf{S}_t)$ 
  Backprop( $L_{\text{lang}}$ )
Fix(Language Network)
while Training Tracker do
  for  $t \in \{1, \dots, T\}$  do
     $\mathbf{X}_t^{\text{det}}, \mathbf{RF}_t^{\text{det}} \leftarrow \text{Top-K}(\mathbf{X}_t)$ 
     $\hat{X}_t \leftarrow F_{\text{tracker}}(\mathbf{X}_t^{\text{det}}, \mathbf{RF}_t^{\text{det}})$ 
   $L_{\text{tracker}} \leftarrow \sum_{t \in \{1, 2, \dots, T\}} \text{Tracker Loss}(\hat{X}_t, X_t^*)$ 
  Backprop( $L_{\text{tracker}}$ )

```

**Algorithm 2:** Inference using the proposed tracker.

```

if Initial Bounding Box is Known then
   $\hat{X}_1 \leftarrow X_1^*$ 
else
   $\mathbf{X}_1 \leftarrow F_{\text{RPN}}(I_1)$ 
   $\mathbf{RF}_1 \leftarrow \text{ROI Pooling}(\mathbf{X}_1, F_1)$ 
   $\mathbf{S}_1 \leftarrow F_{\text{lang}}(\mathbf{RF}_1, Q)$ 
  ReRank( $\mathbf{X}_1, \mathbf{S}_1$ )
   $\mathbf{X}_1^{\text{det}}, \mathbf{RF}_1^{\text{det}} \leftarrow \text{Top-K}(\mathbf{X}_1)$ 
   $\hat{X}_1 \leftarrow F_{\text{tracker}}(\mathbf{X}_1^{\text{det}}, \mathbf{RF}_1^{\text{det}})$ 
for  $I_t \in \{I_2, I_2, \dots, I_T\}$  do
   $\mathbf{X}_t \leftarrow F_{\text{RPN}}(I_t)$ 
   $\mathbf{RF}_t \leftarrow \text{ROI Pooling}(\mathbf{X}_t, F_t)$ 
   $\mathbf{S}_t \leftarrow F_{\text{lang}}(\mathbf{RF}_t, Q)$ 
   $\mathbf{S}_t \leftarrow \text{Relaxed Gating}(\hat{X}_{t-1}) \cdot \mathbf{S}_t$ 
  ReRank( $\mathbf{X}_t, \mathbf{S}_t$ )
   $\mathbf{X}_t^{\text{det}}, \mathbf{RF}_t^{\text{det}} \leftarrow \text{Top-K}(\mathbf{X}_t)$ 
   $\hat{X}_t \leftarrow F_{\text{tracker}}(\mathbf{X}_t^{\text{det}}, \mathbf{RF}_t^{\text{det}})$ 
Result:  $\hat{X}_1, \dots, \hat{X}_T$ 

```

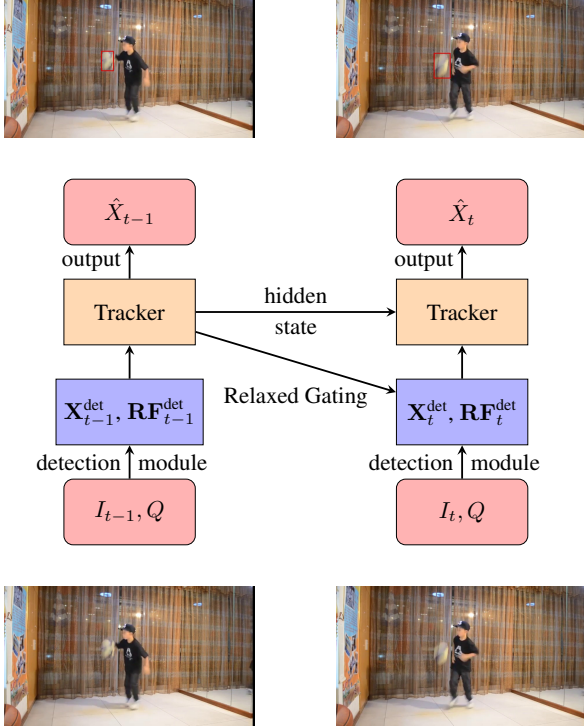


Figure 2: The proposed model. Red rounded rectangles are inputs and outputs of the model. The detection phase of the model takes frames and NL specifications as inputs and returns a set of candidate bounding boxes and their corresponding region features. The tracker module performs tracking by detection. Predictions are then utilized to assist the detection phase with relaxed gating.

### 3.1 Detection

Let  $I_1, \dots, I_T$  denote the sequence of images from a video, where  $T$  is the total number of frames. Let  $Q$  be the NL description of the target. Let  $\mathbf{X}_t = \{X_{t,i}\}_{i=1}^n$  be the set of candidate bounding boxes.

We first motivate our detection module design from a probabilistic point of view. We assume that  $I_t$  and  $Q$  are conditionally independent given  $X_{t,i}$ . Given  $I_t$  and  $Q$ , we want to estimate  $\Pr[X_{t,i}|Q, I_t], \forall i \in \{1, \dots, n\}$ .

For the purpose of detection, i.e., choosing the most likely target bounding box from  $\mathbf{X}_t$ , assuming a uniform

prior over  $\mathbf{X}_t$ . Following the Bayes rule, we have

$$\Pr[X_{t,i}|Q, I_t] \propto \Pr[X_{t,i}|Q] \cdot \Pr[X_{t,i}|I_t]. \quad (1)$$

Our detection module design follows the guideline of (1). In particular, we use a region proposal network (RPN) [27] to model the first term and a language network to model the second term.

Given frame  $I_t$ , a deep convolutional neural network is utilized to extract the visual feature map, which we denote as  $F_t \in \mathbb{R}^{H \times W \times D}$ , where  $H$ ,  $W$ , and  $D$  are height, width, and depth of the visual feature map.

A region of interest (RoI) pooling on  $F_t$  is then adopted to obtain regional convolution features of a uniform size  $A \times A \times D$  for all bounding boxes in  $\mathbf{X}_t$ . We denote the set of regional convolution features as  $\mathbf{RF}_t = \{RF_{t,i}\}_{i=1}^n$ , where  $RF_{t,i} \in \mathbb{R}^{A \times A \times D}$ .

Same as the RPN, we design a language network that estimates the similarity between  $Q$  and each  $X_{t,i}$ , which can be regarded as the conditional probability  $\Pr[X_{t,i}|Q]$  for each bounding box.

In our implementation, the language network takes the regional convolution features  $RF_{t,i}$  from RoI pooling as inputs and produces a similarity score  $S_{t,i}$  between the given  $Q$  and each  $RF_{t,i}$ . To make computation more efficient, we set the image conditioned probability  $\Pr[X_{t,i}|I_t]$  to be zero for bounding boxes of  $\mathbf{X}_t$  that are not among the top 5.

After estimating  $\Pr[X_{t,i}|Q, I_t]$  for all candidates  $X_{t,i} \in \mathbf{X}_t$  proposed by the RPN, we then rank these bounding boxes by their scores from Eq. (1). We choose a set of top  $N = 5$  bounding boxes and denote it as  $\mathbf{X}_t^{\text{det}}$ . The detection set for each frame  $\mathbf{X}_1^{\text{det}}, \dots, \mathbf{X}_T^{\text{det}}$ , and their corresponding sets of regional convolution features  $\mathbf{RF}_1^{\text{det}}, \dots, \mathbf{RF}_T^{\text{det}}$  are further pipelined into the tracker module to perform tracking sequentially.

Architecture of the detection module is summarized and shown in Fig. 3.

We trained our language network as a regression task with a log loss. The target similarity  $\hat{S}_{t,i}$  is the intersection-over-union (IoU) between  $X_{t,i}$  and the ground truth bounding box  $X_t^*$ . That is

$$L_{\text{lang}}(t) = - \sum \left( \hat{\mathbf{S}}_t \log(\mathbf{S}_t) + (1 - \hat{\mathbf{S}}_t) \log(1 - \mathbf{S}_t) \right), \quad (2)$$



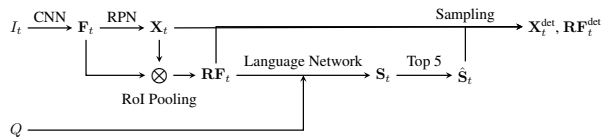


Figure 3: Architecture of the detection module, which consumes inputs (frames and natural language description) and outputs bounding boxes  $\mathbf{X}_t^{\text{det}}$  and their corresponding regional convolution features  $\mathbf{RF}_t^{\text{det}}$  chosen by the RPN and the language network. Detection module is the first module in our model, preceding the tracking module in Fig 2

where

$$\hat{S}_t = \text{IoU}(\mathbf{X}_t, \mathbf{X}_t^*).$$

## 3.2 Tracking

A recurrent neural network (RNN) is well-suited for object tracking due to its ability to maintain model states. In particular, we use a long short-term memory (LSTM) architecture to maintain motion, position and appearance history of the target in its hidden-state representation. Detections  $\mathbf{X}_t^{\text{det}}$  and their corresponding regional convolution features  $\mathbf{RF}_t^{\text{det}}$  are recurrently fed into the tracker as inputs. We apply a fully connected layer with four neurons on LSTM outputs to obtain the track for time  $1, \dots, T$ . We use  $\hat{X}_t$  to denote the tracker prediction at frame  $I_t$ .

The tracker network is trained as a regression task with smoothed L1 loss [27] for each time stamp.

### 3.2.1 Relaxed Gating

During inference of the detection phase of our tracker, we apply a relaxed gating to  $\mathbf{S}_t$  during region proposals.

We used the difference between  $\hat{X}_{t-1}$  and  $\hat{X}_{t-2}$  to measure the velocity  $v$  for our target. We measure the distance  $\mathbf{d}_t$  from  $\hat{X}_{t-1}$  and boxes from detection module  $\mathbf{X}_t^{\text{det}}$ . Similarities from the language module is then updated to “reflect” gating on the motion.

$$\mathbf{S}_t^{\text{relaxed gating}} \leftarrow \mathbf{S}_t \cdot v / \mathbf{d}_t. \quad (3)$$

Relaxed gating is applied to bounding box proposals during evaluation and training of the tracker. The goal of

relaxed gating is to suppress positive signals from objects that are related to the NL description but are not in the target trajectory.

## 3.3 Implementation Details

We train and test our detection and tracking modules with original resolution images and its NL annotations. We cropped images so that the longest side of the image is 1333 pixels [14]. For anchors, we use 5 sizes at  $[32^2, 64^2, 128^2, 256^2, 512^2]$ , which is slightly larger than the original Faster-RCNN [27], to accommodate the VisualGenome [20] dataset. Three different aspect ratios of  $1 : 1, 1 : 2, 2 : 1$  are used.

We adopt a three stage training algorithm to learn parameters in our RPN, language network, and tracker. The training algorithm is shown in Algorithm 1.

In the first stage, we train the RPN as described in Faster RCNN [27]. We used the same loss used in training RPN in Faster RCNN. After the RPN is trained, we freeze parameters in the RPN and train our language network using the loss described in Section 3.1. At this point, our model is trained to be able to propose candidate regions that are related to the NL description, i.e.  $\mathbf{X}_t^{\text{det}}$ .

The last stage is to train the tracker. As we freeze parameters in both the RPN and the language network, we apply relaxed gating to the RPN and language detection as described in Section 3.2.1. Region convolution features together with bounding box predictions are fed into our tracker. The tracker, described in Section 3.2, is finally trained as a regression task on a smoothed L1 loss [27].

Algorithm for inference is shown in Algorithm 2. If the initial bounding box is not given, the RPN, language network and tracker work the same way as in other frames, except for the fact that no relaxed gating is applied to initialize the tracker.

We used a learning rate of 0.01 and AdaGrad [9] for training the model. The proposed tracker is trained with a TensorFlow [1] 1.13 implementation.

## 4 Experiments

The goal of our experiments is to demonstrate the advantage of our proposed approach in utilizing NL descrip-

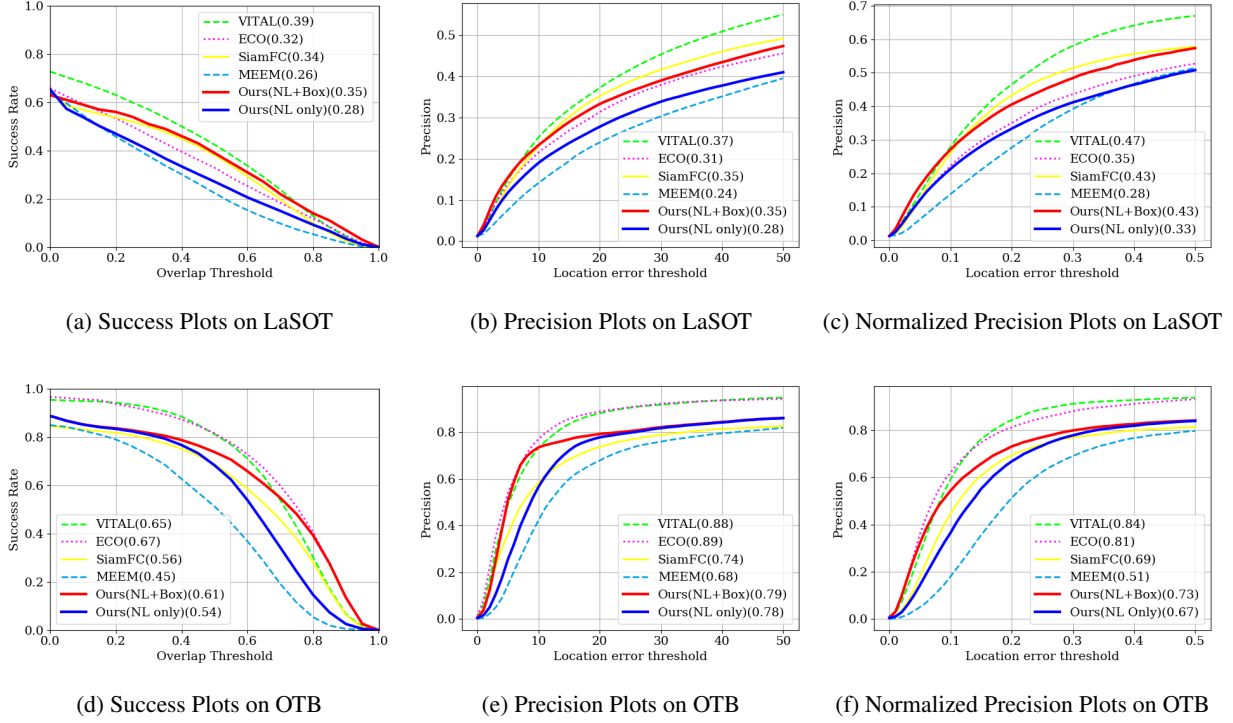


Figure 4: Comparison of our approach against state-of-the-art traditional trackers: one pass evaluation success rate at different intersection over union thresholds and mean average precision / mean average normalized precision at different location error thresholds on testing videos in LaSOT and OTB-99-lang.

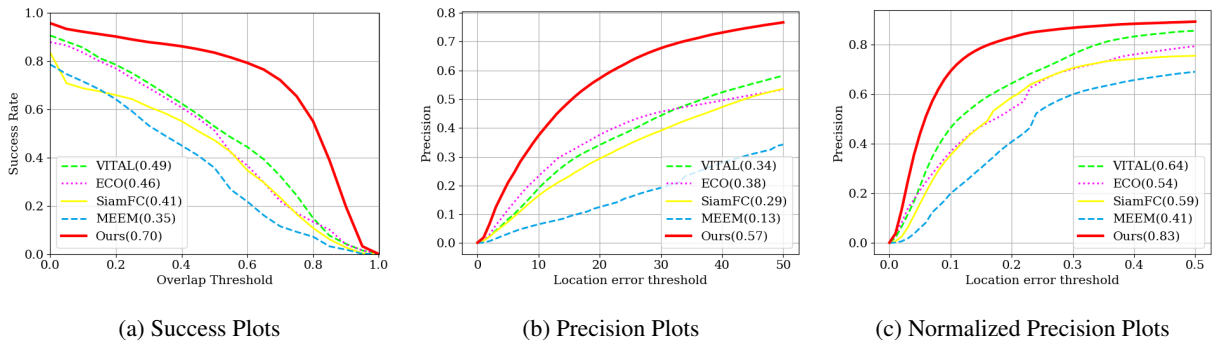


Figure 5: Performance of trackers on “NL-consistent LaSOT”: one pass evaluation success rate at different intersection over union thresholds and mean average precision / mean average normalized precision at different location error thresholds on testing videos of LaSOT(“NL-consistent LaSOT”) with NL annotations verified by crowd sourcing workers. Our model is conditioned on NL and bounding box.

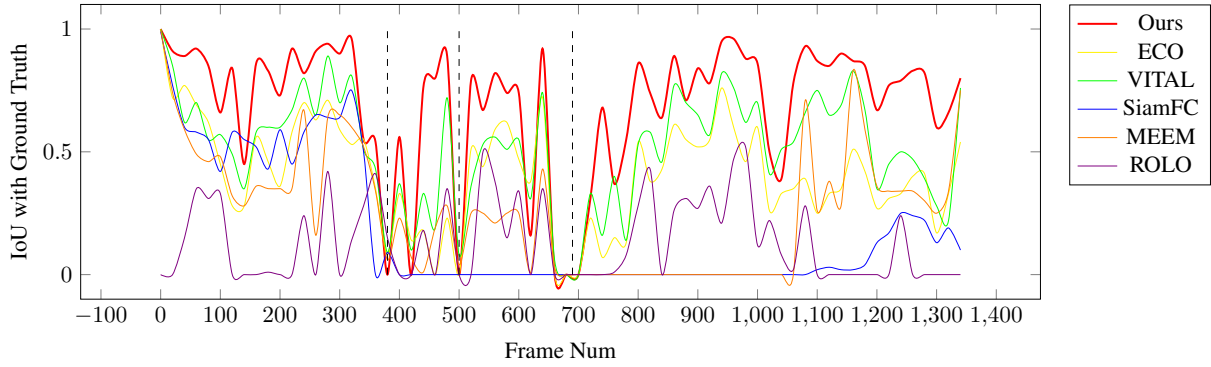
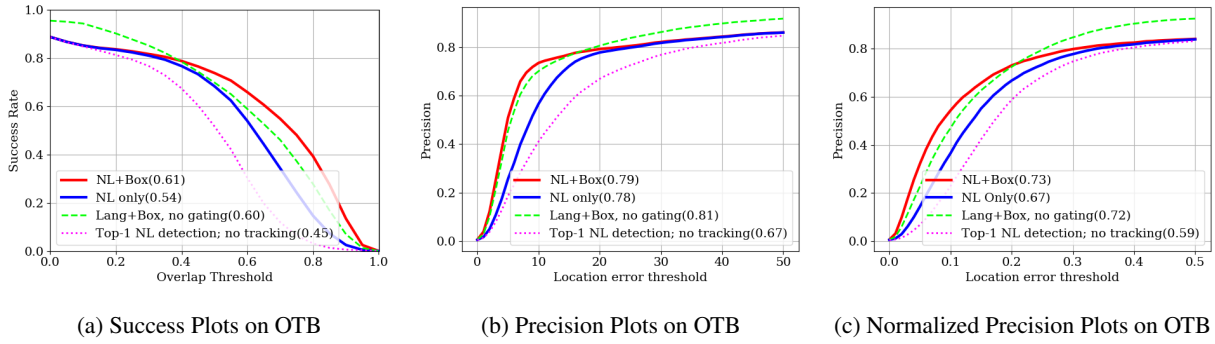
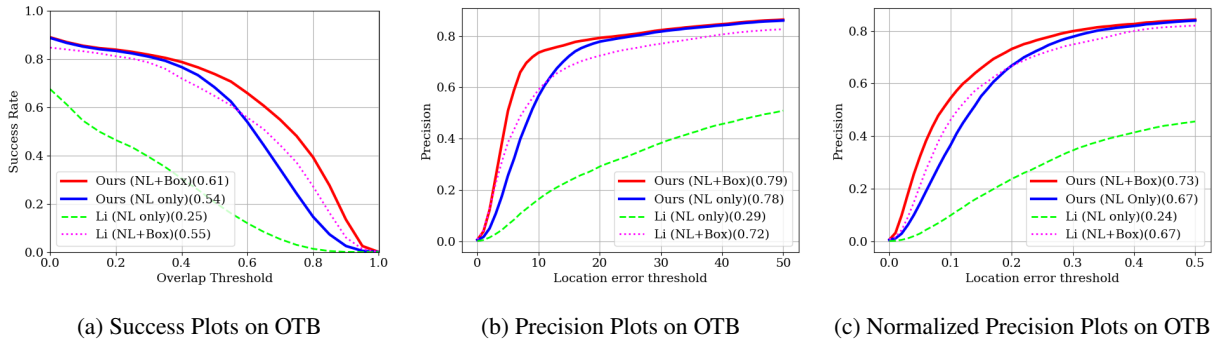


Figure 6: IoU vs. time into tracking on *bicycle-18* from LaSOT[10]. NL description given is: *black bicycle by a man on the mountain road*. Our model here is evaluated without relaxed gating. Vertical lines mark the end of full occlusions.



(a) Success Plots on OTB (b) Precision Plots on OTB (c) Normalized Precision Plots on OTB

Figure 7: We conduct ablation studies on the OTB-99-language dataset using the OPE protocol.



(a) Success Plots on OTB (b) Precision Plots on OTB (c) Normalized Precision Plots on OTB

Figure 8: We compared our proposed model with prior best NL tracker Li[23] on OTB-99-language dataset using the OPE protocol.



Tracker	OTB		LaSOT	
	Suc.	Prec.	Suc.	Prec.
Ours (Box+NL)	0.61	0.79	0.35	0.35
Li[23] (Box+NL)	0.55	0.72	-	-
Ours (NL Only)	0.54	0.78	0.28	0.28
Li[23] (NL Only)	0.25	0.29	-	-

Table 2: Comparison between best published NL based tracker Li[23], and the proposed tracker on LaSOT and OTB-99-lang with different set-ups. AUC from OPE of success at IoU threshold plot and precision at localization error threshold plot are reported. As [23] only released code for OTB dataset, LaSOT results are omitted in this table. Box+NL stands for models that condition on both NL and ground truth bounding box at frame 1. NL-Only stands for models that condition only on NL.

tions either independently or jointly with appearance cues in visual tracking. We first compare our model against the best published NL-based tracker [23] in Section 4.2. In Section 4.3, we conclude that with the help of language cues a tracker can reacquire targets and boosts its performance, with comparisons between state of the art trackers that use only visual appearance cues in tracking. Finally, in Section 4.4, we conduct ablation studies on our tracker.

## 4.1 Datasets and Evaluation Criteria

Our problem statement of combining NL description and appearance for tracking [23] differs from the majority of prior published works [28, 2, 8, 33]. This opens the possibility for new ways of evaluating trackers but also presents challenges in comparing to previous trackers.

In particular, these challenges stem from the fact that a video clip can be labeled with a diverse set of NL descriptions. These descriptions can range from precise, e.g., “a silver sedan” to vague, e.g., “a monkey among other monkeys.” Handling ambiguous or conflicting descriptions is outside the scope of this work.

We are aware of two publicly-available tracking datasets cited in [10] and [23] that have NL annotations defining the target to track. These datasets exhibit biases in terms of the linguistic style of the annotations, and how precise they are in defining the target to be tracked.

Nonetheless, we adopt these two datasets, LaSOT [10] and otb-99-lang [23] for our evaluation to allow an informative comparison with our baselines.

The problem of language-description bias in these datasets is prominent, both in how natural the NL description seems to a native English speaker and whether or not it uniquely defines the target specified by the ground-truth bounding box.

While the former, i.e., “naturalness” of the description is hard to quantify, the latter, i.e., ambiguity, can be tested. We set up a simple task where outsourced workers rely on the NL description of each video to select the object to be tracked for randomly sampled frames. We aggregate videos from LaSOT that pass this test into a dataset we call “NL-consistent LaSOT”. Our crowd workers determine 21 videos from LaSOT testing set are NL-consistent. We observe a decisive improvement in the effectiveness of our tracker to handle occlusions and fast motion in videos from NL-consistent LaSOT compared to LaSOT.

We adopted standard evaluation metrics for visual object trackers: 1. One pass evaluation (OPE) of success rate at different intersection over union (IoU) area under curve (AUC). 2. OPE of mean average precision (MAP) over location error threshold AUC.

## 4.2 Language Trackers

The contribution of this work is a tracker that exploits both visual cues and NL descriptions of the target to perform tracking. Li et al. [23] introduced the tracking by natural language specification problem. It is worth notice that initializing a tracker with the bounding box is not free (except when working on academic datasets) and cannot be taken for granted. Therefore, we compared the proposed model with their approaches in two different set-ups of the problem: tracking with or without the initialization of a bounding box.

As no training codes are available for [23], we omitted its results on LaSOT. Results are summarized in Table 2 and Figure 8. These results show that by adopting a tracking-by-detection framework, when trackers are conditioned on only NL, our model doubles the performance of the previous best attempt [23]. Additionally, when ground truth bounding box is jointly provided with the NL description, our model outperforms [23].

### 4.3 Comparison with Visual Object Trackers

We follow the standard evaluation procedures of OPE of success rate over IoU curve and MAP over location error threshold curve and compared our proposed tracker with the following trackers: Li and others’ Model I [23], VITAL [28], SiamFC [2], ECO [7], and MEEM [33].

Results are summarized in Fig. 4. It shows that our tracker is competitive with state of the art trackers.

On “NL-consistent LaSOT” our tracker out-performs all other trackers by 20 percentage points on AUC from success plot of OPE. Results are shown in Fig. 5. This is due to the verified NL description making our tracker better at detection phases and hence having a better tracking performance.

#### 4.3.1 Mean IoU over Time

In addition to these standard evaluation metrics, we also qualitatively evaluated the performance of trackers based on OPE mean IoU over time curve. For long term tracking, the ability to re-acquire target after losing the target during tracking is fatal to trackers. Mean IoU over time curve gives us a qualitative way of evaluating trackers in terms of long-term tracking. We plot the IoU for testing videos at each timestamp, in which the horizontal axis is the index of frame and the vertical axis is IoU.

As the proposed tracker lies in the tracking by detection category, language based detection plays an important role in the entire tracking process. An example of IoU at different time is shown in Fig. 6. It shows that our tracker can re-acquire the target with NL descriptions after losing the target due to cases like occlusion and/or rapid motion.

### 4.4 Ablation Studies

In this section, we study the contribution of key aspects of our formulation. We focus on the OTB-99-lang dataset to enable a more comprehensive comparison with previously-published methods; we follow the OPE protocol. The results of this ablation study are summarized in Fig. 7

In Fig. 7a We observe that disabling relaxed-gating has a relatively minor effect on aggregate, dropping from

0.61 to 0.6 in terms of success rate. However, the red and dashed-green curves reveal a more complex story: gating-free tracking appears to yield higher success rate in the low-accuracy regime, but under-performs badly as we “require” higher accuracy. This is not surprising: accepting temporally implausible language proposals tends to yield poor tracking results. Conditioning our tracker solely on NL (the blue curve), does not have a substantial effect up to the threshold of 0.5, but the red curve dominates the blue in the higher-precision regime. Recall from Fig. 4d that our pure-NL tracker is competitive with SiamFC [2]. The remaining curve, dashed-magenta corresponds to picking one bounding box per frame, the one that scores highest by our language-proposal network. Not surprising, such a “tracker” does not fare well, under-scoring the benefit of our LSTM-based formulation.

In summary, our ablation study supports our intuition about the benefit of NL, and also that this benefit can only be obtained by deriving a correct tracking formulation.

## 5 Conclusion

We have presented a novel approach to conditioning a visual tracker on a natural language (NL) description of its target. Unlike prior attempts, we chose to take the tracking-by-detection route: our formulation employs a deep network to propose image regions that are most likely given the NL description and an RNN that implicitly maintains the history of appearance and dynamics. Experiments on challenging datasets demonstrate that our NL tracker is competitive with the state of the art using standard performance metrics. More importantly, our tracker enjoys better stability in terms of re-acquiring the target after rapid motion or occlusions than conventional trackers. This property supports our claim that NL descriptions provides additional invariants for the target (i.e., beyond region texture) and if exploited correctly, can yield a stronger tracker.

## References

- [1] M. Abadi, P. Barham, J. Chen, Z. Chen, A. Davis, J. Dean, M. Devin, S. Ghemawat, G. Irving, M. Isard, et al. Tensorflow: A system for large-scale machine learning. In *12th*

- {USENIX} Symposium on Operating Systems Design and Implementation ({OSDI} 16), pages 265–283, 2016. 6
- [2] L. Bertinetto, J. Valmadre, J. F. Henriques, A. Vedaldi, and P. H. Torr. Fully-convolutional siamese networks for object tracking. In *European conference on computer vision*, pages 850–865. Springer, 2016. 3, 9, 10
- [3] S. S. Blackman. Multiple hypothesis tracking for multiple target tracking. *IEEE Aerospace and Electronic Systems Magazine*, 19(1):5–18, 2004. 3
- [4] A. Blake and M. Isard. The condensation algorithm—conditional density propagation and applications to visual tracking. In *Advances in Neural Information Processing Systems*, pages 361–367, 1997. 3
- [5] C. D. Boom, S. V. Canneyt, T. Demeester, and B. Dhoedt. Representation learning for very short texts using weighted word embedding aggregation. 3
- [6] E. Brookner. g–h and g–h–k filters. *Tracking and Kalman Filtering Made Easy*, pages 3–63. 3
- [7] M. Danelljan, G. Bhat, F. S. Khan, M. Felsberg, et al. Eco: Efficient convolution operators for tracking. In *CVPR*, volume 1, page 3, 2017. 1, 3, 4, 10
- [8] M. Danelljan, A. Robinson, F. S. Khan, and M. Felsberg. Beyond correlation filters: Learning continuous convolution operators for visual tracking. In *European Conference on Computer Vision*, pages 472–488. Springer, 2016. 3, 9
- [9] J. Duchi, E. Hazan, and Y. Singer. Adaptive subgradient methods for online learning and stochastic optimization. *Journal of Machine Learning Research*, 12(Jul):2121–2159, 2011. 6
- [10] H. Fan, L. Lin, F. Yang, P. Chu, G. Deng, S. Yu, H. Bai, Y. Xu, C. Liao, and H. Ling. Lasot: A high-quality benchmark for large-scale single object tracking. *arXiv preprint arXiv:1809.07845*, 2018. 8, 9
- [11] C. Feichtenhofer, A. Pinz, and A. Zisserman. Detect to track and track to detect. In *Proceedings of the IEEE Conference on Computer Vision and Pattern Recognition*, pages 3038–3046, 2017. 1, 2
- [12] R. Girshick. Fast r-cnn. In *Proceedings of the IEEE international conference on computer vision*, pages 1440–1448, 2015. 2, 3
- [13] R. Girshick, J. Donahue, T. Darrell, and J. Malik. Rich feature hierarchies for accurate object detection and semantic segmentation. In *Proceedings of the IEEE conference on computer vision and pattern recognition*, pages 580–587, 2014. 2, 3
- [14] R. Girshick, I. Radosavovic, G. Gkioxari, P. Dollár, and K. He. Detectron. <https://github.com/facebookresearch/detectron>, 2018. 6
- [15] K. He, G. Gkioxari, P. Dollár, and R. Girshick. Mask r-cnn. *arXiv preprint arXiv:1703.06870*, 2017. 3
- [16] C. Huang, S. Lucey, and D. Ramanan. Learning policies for adaptive tracking with deep feature cascades. In *Proceedings of the IEEE International Conference on Computer Vision*, pages 105–114, 2017. 3
- [17] J. Johnson, A. Karpathy, and L. Fei-Fei. Denscap: Fully convolutional localization networks for dense captioning. In *Proceedings of the IEEE Conference on Computer Vision and Pattern Recognition*, 2016. 3
- [18] Z. Kalal, K. Mikolajczyk, and J. Matas. Tracking-learning-detection. *IEEE transactions on pattern analysis and machine intelligence*, 34(7):1409–1422, 2012. 3
- [19] R. E. Kalman et al. A new approach to linear filtering and prediction problems. *Journal of basic Engineering*, 82(1):35–45, 1960. 3
- [20] R. Krishna, Y. Zhu, O. Groth, J. Johnson, K. Hata, J. Kravitz, S. Chen, Y. Kalantidis, L.-J. Li, D. A. Shamma, M. Bernstein, and L. Fei-Fei. Visual genome: Connecting language and vision using crowdsourced dense image annotations. 2016. 6
- [21] S. Lee, D. Kim, M. Lee, J. Hwang, and N. Kwak. Where to play: Retrieval of video segments using natural-language queries. 3
- [22] S. Li, T. Xiao, H. Li, B. Zhou, D. Yue, and X. Wang. Person search with natural language description. *arXiv preprint arXiv:1702.05729*, 2017. 3
- [23] Z. Li, R. Tao, E. Gavves, C. G. M. Snoek, and A. W. Smeulders. Tracking by natural language specification. In *The IEEE Conference on Computer Vision and Pattern Recognition (CVPR)*, July 2017. 1, 2, 3, 4, 8, 9, 10
- [24] G. Ning, Z. Zhang, C. Huang, X. Ren, H. Wang, C. Cai, and Z. He. Spatially supervised recurrent convolutional neural networks for visual object tracking. In *2017 IEEE International Symposium on Circuits and Systems (IS-CAS)*, pages 1–4. IEEE, 2017. 2, 3, 4
- [25] J. Pennington, R. Socher, and C. D. Manning. Glove: Global vectors for word representation. In *Empirical Methods in Natural Language Processing (EMNLP)*, pages 1532–1543, 2014. 3, 4
- [26] J. Redmon, S. Divvala, R. Girshick, and A. Farhadi. You only look once: Unified, real-time object detection. In *Proceedings of the IEEE conference on computer vision and pattern recognition*, pages 779–788, 2016. 3
- [27] S. Ren, K. He, R. Girshick, and J. Sun. Faster r-cnn: Towards real-time object detection with region proposal networks. In *Advances in neural information processing systems*, pages 91–99, 2015. 3, 5, 6

- [28] Y. Song, C. Ma, X. Wu, L. Gong, L. Bao, W. Zuo, C. Shen, R. W. Lau, and M.-H. Yang. Vital: Visual tracking via adversarial learning. In *Proceedings of the IEEE Conference on Computer Vision and Pattern Recognition*, pages 8990–8999, 2018. [2](#), [3](#), [4](#), [9](#), [10](#)
- [29] J. R. Uijlings, K. E. Van De Sande, T. Gevers, and A. W. Smeulders. Selective search for object recognition. *International journal of computer vision*, 104(2):154–171, 2013. [3](#)
- [30] O. Vinyals, A. Toshev, S. Bengio, and D. Erhan. Show and tell: Lessons learned from the 2015 MSCOCO image captioning challenge. *CoRR*, abs/1609.06647, 2016. [3](#)
- [31] N. Wang and D.-Y. Yeung. Learning a deep compact image representation for visual tracking. In *Advances in neural information processing systems*, pages 809–817, 2013. [3](#)
- [32] A. Yilmaz, O. Javed, and M. Shah. Object tracking: A survey. *Acm computing surveys (CSUR)*, 38(4):13, 2006. [2](#)
- [33] J. Zhang, S. Ma, and S. Sclaroff. Meem: robust tracking via multiple experts using entropy minimization. In *European conference on computer vision*, pages 188–203. Springer, 2014. [9](#), [10](#)