

Superconducting switching due to triplet component in the Pb/Cu/Ni/Cu/Co₂Cr_{1-x}Fe_xAl_y spin-valve structure

A.A. Kamashev,¹ N.N. Garif'yanov,¹ A.A. Validov,¹ J. Schumann,²
V. Kataev,² B. Büchner,^{2,3} Ya.V. Fominov,^{4,5,6} and I.A. Garifullin¹

¹Zavoisky Physical-Technical Institute, FRC Kazan Scientific Center of RAS, 420029 Kazan, Russia

²Leibniz Institute for Solid State and Materials Research IFW Dresden, D-01069 Dresden, Germany

³Institute for Solid State and Materials Physics,

Technical University Dresden, D-01062 Dresden, Germany

⁴L. D. Landau Institute for Theoretical Physics RAS, 142432 Chernogolovka, Russia

⁵Moscow Institute of Physics and Technology, 141700 Dolgoprudny, Russia

⁶National Research University Higher School of Economics, 101000 Moscow, Russia

(Dated: June 17, 2021)

We report the superconducting properties of the Co₂Cr_{1-x}Fe_xAl_y/Cu/Ni/Cu/Pb spin-valve structure which magnetic part comprises the Heusler alloy layer HA = Co₂Cr_{1-x}Fe_xAl_y with a high degree of spin polarization (DSP) of the conduction band and the Ni layer of variable thickness. We obtained that the separation between the superconducting transition curves measured for the parallel ($\alpha = 0^\circ$) and perpendicular ($\alpha = 90^\circ$) orientation of the magnetizations of the HA and Ni layers reaches up to 0.5 K (α is an angle between the magnetization of two ferromagnetic layers). For all studied samples the dependence of the superconducting transition temperature T_c on α demonstrates a deep minimum in the vicinity of the perpendicular configuration of magnetizations. This suggests that the observed minimum and the corresponding full switching effect of the spin valve is caused by the long-range triplet component of the superconducting condensate in the multilayer. Such a large effect can be attributed to a half-metallic nature of the HA layer which in the orthogonal configuration efficiently draws off the spin-polarized Cooper pairs from the space between the HA and Ni layers. Our results indicate a significant potential of the concept of the superconducting spin-valve multilayer comprising a half-metallic ferromagnet recently proposed by A. Singh *et al.*, Phys. Rev. X **5**, 021019 (2015) in achieving large values of the switching effect.

I. INTRODUCTION

Metallic thin-film heterostructures stay already for decades in the focus of fundamental research in condensed matter physics and materials science. They show novel fundamental physical phenomena absent in the initial materials out of which the heterostructures are made, and, moreover, those phenomena can also be of remarkable technological relevance. A very prominent example is the discovery in 1988 of the giant magnetoresistance (GMR) effect in heterostructures composed of alternating layers of ferromagnetic and nonmagnetic metallic layers which opened in fact the new era of electronics, the so-called spin electronics or, in short, spintronics¹⁻³.

A new, more recent development in spintronics was based on the idea of integrating superconducting layers into the heterostructures which gave rise to the field of superconducting (SC) spintronics (for a review see, e.g., Ref.⁴). The so-called superconducting spin valve (SSV) effect which can be used in SC spintronics was proposed theoretically for the first time by Oh *et al.*⁵ and later on by Tagirov⁶. The construction suggested by Oh *et al.* was the F1/F2/S structure, where F1 and F2 are the ferromagnetic (F) layers and S is the SC layer, whereas Tagirov proposed a different stacking of the layers F1/S/F2. In both cases the "handle" that switches the SC current in the trilayer on and off is the exchange field from two F layers acting on the S layer. This field is larger for the P orientation of the magne-

tizations of the F layers (SC is "off") rather than for their AP orientation (SC is "on"). Experimentally, the F1/S/F2 structure was realized first. Gu *et al.*⁷ found in the system CuNi/Nb/CuNi the magnitude of the SSV effect $\Delta T_c = T_c^{AP} - T_c^P$ (where T_c^{AP} and T_c^P are the SC transition temperatures for the AP and P orientation of magnetizations of the F1 and F2 layers) amounting to 6 mK and the width of the SC transition curves $\delta T_c \sim 0.1$ K. Unfortunately, the full switching between the normal and SC states could not be achieved because the necessary relation between ΔT_c and δT_c , $\Delta T_c > \delta T_c$ was by far not fulfilled. Since then much experimental work reviewed, e.g., in Refs.^{4,8,9}, has been done until in 2010 some of the present authors have demonstrated the full on/off switching between the SC and normal states in the Oh's *et al.* type heterostructure Fe1/Cu/Fe2/In with $\Delta T_c = 19$ mK and $\delta T_c \sim 7$ mK¹⁰. That the F1/F2/S structure is beneficial in achieving the full SSV was previously indicated by the results in Ref.¹¹ were the possible value of $\Delta T_c \sim 200$ mK in the superlattice [Fe₂V₁₁]₂₀ was obtained indirectly.

One further very remarkable advantage of the F1/F2/S system is its functionality as an SC *triplet* spin valve theoretically predicted by Fominov *et al.*¹². It is related to the generation of the long-range triplet component (LRTC) of the SC condensate at noncollinear orientations of the magnetizations of the F1 and F2 layers and yields a minimum of the SC critical temperature T_c of the system in an approximately orthogonal geometry. This theoret-

ical prediction was experimentally confirmed for the first time by some of us in the study of the Fe1/Cu/Fe2/Pb multilayer¹³. A constantly growing experimental and theoretical interest to the various aspects of the LRTC and its implications for the functionality of SSVs has evolved by now into a new area in the field of SC spintronics (see, e.g., reviews^{4,8,9}).

Recently, Singh *et al.*¹⁴ have reported a record value of $\Delta T_c^{trip} \sim 0.6 - 0.8$ K due to LRTC in the CrO₂/Cu/Ni/MoGe heterostructure where one of the F layers was made of the half-metallic compound CrO₂. Here, $\Delta T_c^{trip} = T_c(\alpha = 0^\circ) - T_c(\alpha = 90^\circ)$ and α is the angle between the directions of the magnetization of the two F layers. The reason for the large effect was attributed to the efficiency of the half-metallic CrO₂ layer in drawing off the spin-polarized Cooper pairs from the space between the two F layers.

The goals of the present work were twofold. First, we considered it necessary to verify the breakthrough results by Singh *et al.*¹⁴, and, second, which was even more important, to answer the question whether the proposed concept of the SSV with a half-metallic F element is of a general character, i.e., if a large SSV effect can be realized using materials other than CrO₂ in the magnetic part and other than MoGe in the superconducting part of the SSV. Indeed, as will be shown below, we could verify and generalize the results of the pioneering work by Singh *et al.*¹⁴. Previously, we have shown the advantages of using the Heusler alloy Co₂Cr_{1-x}Fe_xAl_y as a weak ferromagnet in the F2 layer of the F1/F2/S SSV structure¹⁵. Therefore, unlike in Ref.¹⁴, instead of CrO₂, which in accordance with the data on point contact spectroscopy¹⁶, has a 90% polarization of the conduction band, we have chosen as a drawing layer for LRTC the Heusler alloy (HA) Co₂Cr_{1-x}Fe_xAl_y with the spin polarization of the conduction band $\geq 70\%$ ¹⁷ and instead of MoGe as an S layer we have used the elemental superconductor Pb.

II. SAMPLE PREPARATION AND EXPERIMENTAL RESULTS

We prepared several sets of the F1/F2/S spin-valve structures containing HA = Co₂Cr_{1-x}Fe_xAl_y with the high degree of the spin polarization (DSP) of the conduction band standing for the F1 layer adapting the preparation method from Ref.¹⁷. The grown heterostructures have the following composition: MgO/Ta(5nm)/HA(20nm)/Cu(4nm)/Ni(d_{Ni})/Cu(1.5nm)/Pb(105nm)/Si₃N₄ with the variable Ni layer thickness d_{Ni} in the range from 0.6 to 2.5 nm. In this construction MgO(001) is a high quality single crystalline substrate, Ta(5nm) is a buffer layer necessary for the optimal growth of the whole structure, HA and Ni play the roles of the ferromagnetic F1 and F2 layers, respectively, Cu(4nm) decouples the magnetizations of the F1 and F2 layers, Pb(105nm) is an S layer, Si₃N₄ is a protective layer against oxidation, Cu(1.5nm) is a buffer

layer necessary for the optimal growth of the Pb layer. The Ni, Cu and Pb layers were prepared using e-beam technique. The DC sputtering technique was used for the fabrication of the HA and the Si₃N₄ layers. We used the deposition rates of 0.4 Å/s for HA and Si₃N₄, 0.5 Å/s for Cu and Ni, and 10 Å/s for the Pb films. At first, when evaporating HA, the substrate temperature was kept at $T_{sub} = 700$ K to achieve the desired spin polarization of the HA's conduction band. Indeed, in accordance with our previous work¹⁷ the composition of our alloy which we name a Heusler alloy (HA) is, in reality, Co₂Cr_{1-x}Fe_xAl_{0.63} with $x = 0.48$. Obviously, there is deficiency of aluminum in this compound in comparison with the ideal Heusler composition Co₂Cr_{1-x}Fe_xAl_y. At the same time, in fact, this "not ideal" composition demonstrates a high DSP of the order of 70%¹⁷. The study by S. Husain *et al.* in Ref.¹⁸ shows that the DSP increases with increasing the substrate temperature T_{sub} . Therefore, we expect the DSP in our samples to be of the order of 80%. According to our previous study in Ref.¹⁹ to improve the smoothness of the Pb layer the substrate temperature should be reduced down to $T_{sub} \sim 150$ K. Therefore, the top Cu(4nm)/Ni(d_{Ni})/Cu(1.5nm)/Pb fragment was grown at this reduced T_{sub} . Finally, all samples were covered with a protective Si₃N₄ layer to prevent oxidation of the Pb layer.

The Ni layer with the thickness $d_{Ni} \leq 2$ nm has coercive field of the order of 2 kOe²⁰. In the present study the Ni layer is deposited at the substrate temperature $T_{sub} \sim 150$ K. Therefore its coercive field should be even larger because the density of dislocation increases with decreasing T_{sub} .

As to the HA layer, our SQUID magnetization measurements show that the onset of the saturation of its magnetization occurs at 30 Oe. At higher magnetic fields the magnetization continues to increase slightly up to the magnetic field of 3 kOe possibly due to some magnetic inhomogeneity of the HA layer. We note that the magnetic response from the Ni layer cannot be resolved here due to its small value.

The electrical resistivity was measured using the standard four-point method. The top insulating layer (Si₃N₄) was mechanically removed from the areas where the golden wires should be attached using a silver paste. The quality of the Pb layer can be judged from the residual resistivity ratio $RRR = R(300K)/R(10K) = [\rho_{ph}(300K) + \rho(10K)]/\rho(10K)$. Here $R(T)$ is the measured resistance at a given temperature T , $\rho(300K)$ is the phonon contribution to the specific resistivity at 300 K, and $\rho(10K)$ is the residual resistivity at 10 K (i.e., above T_c). For our samples this ratio amounted to $RRR = 10 - 12$ which corresponds to the SC coherence length $\xi_s \sim 41 - 45$ nm (for details see Ref.²¹). The critical temperature T_c is defined as the midpoint of the SC transition curve. Its width in zero magnetic field varied from 20 to 50 mK depending on the particular series of the samples and increased with the applied field up to ~ 250 mK (see, e.g., Fig. 2 below). The narrow SC transition is a characteristic feature of

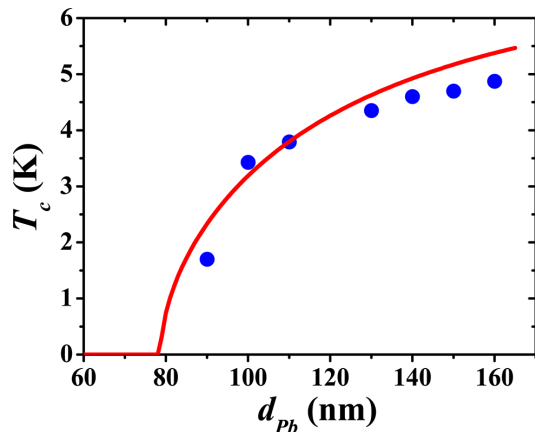


FIG. 1. (Color online) SC critical temperature T_c vs thickness of the Pb layer d_{Pb} at a fixed thickness of the Ni layer $d_{Ni} = 5$ nm for the trilayer Ni(5nm)/Cu(1.5nm)/Pb. Solid line is the theoretical fit according to Ref.¹² with the coherence length for the Pb layer $\xi_S = 41$ nm.

the high quality Pb layer.

For the optimal operation of the SSV it is important to find the optimal thickness of the Pb layer d_{Pb} which should be sufficiently small to make the whole S layer sensitive to the magnetic part of the system. Only in this case the mutual orientation of the magnetizations of the F1 and F2 layers would affect the T_c of the stack. In order to determine the optimal thickness we measured the dependence of d_{Pb} on T_c for the heterostructure MgO/Ta(5nm)/Ni(5nm)/Cu(1.5nm)/Pb(d_{Pb})/Si₃N₄. Fig. 1 shows the $T_c(d_{Pb})$ dependence at a fixed thickness of the Ni layer $d_{Ni} = 5$ nm, which is much larger than the penetration depth of the Cooper pairs in the Ni layer. The T_c decreases rapidly when the thickness of the Pb layer d_{Pb} is reduced down to 100 nm. For $d_{Pb} \leq 90$ nm the value of $T_c \leq 1.5$ K. Therefore, the optimal thickness range of the Pb layer lies between 90 and 110 nm and for the further study of the SSV effect we have chosen $d_{Pb} = 105$ nm.

Moreover, this procedure is standard for a simple estimation of the boundary parameters. In particular, it enables to determine the critical thickness of the SC layer below which superconductivity vanishes d_s^{crit} . From this we obtain in accordance with Appendix in Ref.²² the transparency parameter of the S/F2 interface $\gamma_{SF2}^b \sim 0.4$.

For the measurements of the angular dependence of T_c in the prepared SSV multilayers we have fixed the magnetization of the F2 layer (Ni) in a certain direction by cooling the sample in magnetic field down to the operational temperatures of the SSV. The magnetization of the F1 layer (HA) can still be easily rotated by an angle α with respect to the pinned magnetization of the Ni layer by external in-plane field. To manipulate the magnetization direction of the HA layer the magnetic field of 30 Oe should be enough. We performed such experiments and find a disappointingly small SSV effect. Then, just

TABLE I. Parameters of all studied samples with the variable Ni-layer thickness d_{Ni} . ΔT_c^{trip} is the maximum value of the triplet SSV effect as determined from the angular dependence $T_c(\alpha)$ obtained at the field H_0 .

Name	d_{Ni} , nm	ΔT_c^{trip} , K	H_0 , kOe
PLAK4211	0.6	0.05	1.0
PLAK4212	0.9	0.23	2.0
PLAK4213	1.3	0.13	2.0
PLAK4214	1.6	0.18	2.5
PLAK4215	2	0.05	1.25
PLAK4216	2.5	0.51	3.5

for curiosity, we extended our study to higher magnetic fields. Surprisingly, we found that with increasing the magnetic field the triplet contribution to the SSV effect linearly increases with magnetic field. For example, for the sample PLAK4216 ΔT_c^{trip} increases linearly up to 0.4 K at 2 kOe (see, e.g., Fig. 4 below).

Fig. 2 shows the SC transition curves for three representative samples. The shift of the curves between the P ($\alpha = 0^\circ$) and perpendicular (PP) ($\alpha = 90^\circ$) orientations ΔT_c^{trip} varies between 0.18 and 0.51 K.

Fig. 3 depicts the dependence of T_c on α for sample PLAK4216. It appears qualitatively similar to the ones observed by us previously (see, e.g., Refs.^{9,13,15,21,23-26}), reaching a minimum near $\alpha = 90^\circ$. However, the minimum which we observe now is much deeper, suggesting that the SSV effect is dominated by the spin polarized (triplet) Cooper pairs. The main parameters of the studied SSV samples are listed in Table 1.

The magnitude of the triplet SSV effect ΔT_c^{trip} depends practically linearly on H at small applied magnetic fields up to the field H_0 which values are listed in Table I together with the corresponding values of ΔT_c^{trip} .

At first glance it is surprising that ΔT_c^{trip} increases well above the saturation magnetic field for the HA layer. We suppose that this may be caused by some magnetic inhomogeneity of the HA layer reflected in a slight increase of its magnetization up to the field of 3 kOe, where more and more "microdomains" become gradually involved in the formation of the total moment. Fig.4 shows the dependence of the triplet contribution to the SSV effect on the external magnetic field for the sample PLAK4216. Notably, a similar increase of ΔT_c^{trip} was observed by Singh *et al.*¹⁴ as well, for which no conclusive explanation can be found at present. Obviously, this field dependent effect observed by two groups on different samples appears to be a salient feature of the new type of SSVs and needs theoretical explanation.

III. DISCUSSION

A remarkably large separation of the SC transition curves for the P and PP orientation of magnetizations of

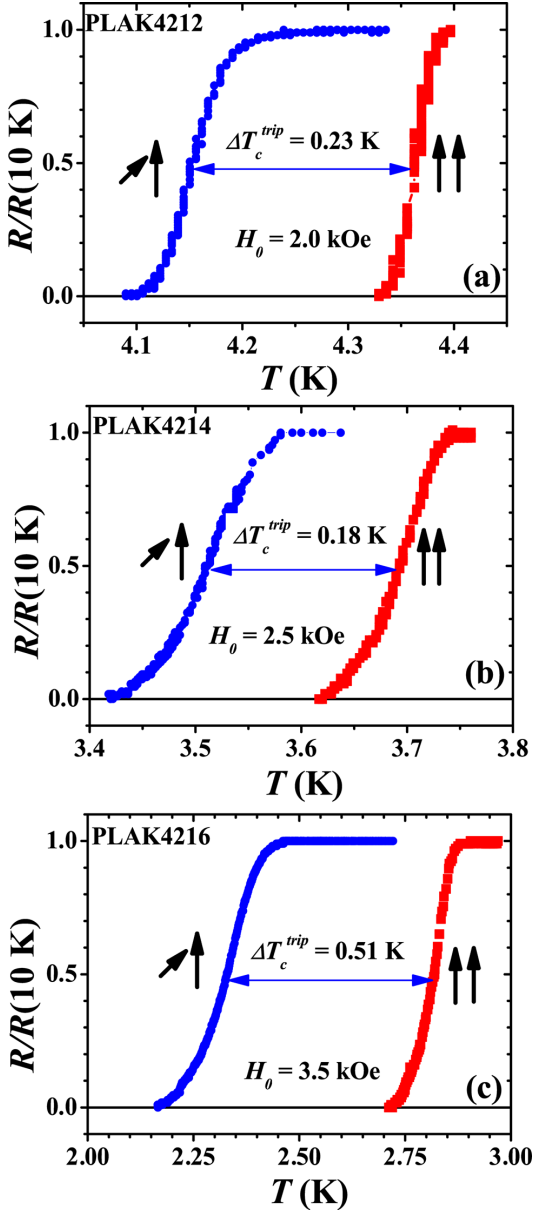


FIG. 2. SC transition curves for the P and PP configuration of the cooling field used to fix the direction of the magnetization of the Ni layer and the applied magnetic field H_0 that rotates the magnetization of the HA layer: (a) sample PLAK4212 at $H_0 = 2$ kOe; (b) sample PLAK4214 at $H_0 = 2.5$ kOe; (c) sample PLAK4216 at $H_0 = 3.5$ kOe.

F1 and F2 layers yielding the value of ΔT_c^{trip} up to 0.5 K in not too strong magnetic fields as compared to those used in Ref.¹⁴ evidences prominent spin-triplet superconducting correlations in our samples. The theoretical approach that we employ for the analysis of experiment in Fig. 3, is based on generalization of Ref.¹² along the lines of Refs.^{27,28}. It allows to consider layered structures with different material parameters of all the layers and arbitrary Kupriyanov-Lukichev boundary parameters²⁹ of all

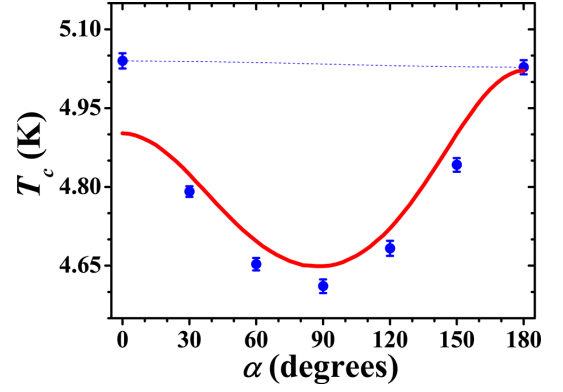


FIG. 3. Dependence of T_c on the angle α between the direction of the cooling field used to fix the direction of the magnetization of the Ni layer and the applied magnetic field $H_0 = 2$ kOe that rotates the magnetization of the HA layer for sample PLAK4216 HA(20nm)/Cu(4nm)/Ni(2.5nm)/Cu(1.5nm)/Pb(105nm). Solid line is the theoretical curve with the parameters presented in Sect. Discussion.

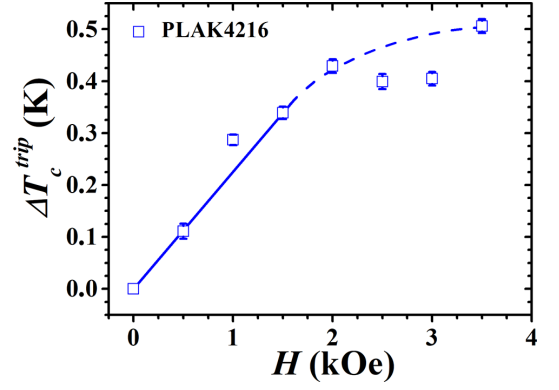


FIG. 4. (Color online) The magnitude of the triplet SSV vs applied magnetic field for sample PLAK4216. Line is guide for eyes.

the interfaces.

Each of the two interfaces (F/S and F/F) is described by the matching parameter γ and the resistance parameter γ_b ²⁷:

$$\gamma_{FS} = \frac{\rho_S \xi_S}{\rho_{F2} \xi_{F2}}, \quad \gamma_{bFS} = \frac{R_{bFS} \mathcal{A}}{\rho_{F2} \xi_{F2}}, \quad (1)$$

$$\gamma_{FF} = \frac{\rho_{F2} \xi_{F2}}{\rho_{F1} \xi_{F1}}, \quad \gamma_{bFF} = \frac{R_{bFF} \mathcal{A}}{\rho_{F1} \xi_{F1}}. \quad (2)$$

Here, ρ and ξ are the resistance and the coherence length of the layers, R_b and \mathcal{A} are the interface resistance and area. The necessity to consider arbitrary F/F interface parameters is due to different materials of the two F layers. This is a new theoretical ingredient, in comparison to fittings of our previous experiments in Refs.^{9,13,21}.

Fig. 3 demonstrates that theory correctly reproduces

characteristic features of the $T_c(\alpha)$ dependence (triplet spin-valve behavior).

Parameters used for fitting of the theory to the experimental results are the following: coherence length in S-layer $\xi_S = 41$ nm, coherence lengths in F2- and F1-layers $\xi_{F2} = 6.25$ nm and $\xi_{F1} = 40$ nm. The boundary conditions S/F and F/F interfaces where the material matching parameter γ and the transparency parameter γ^b are $\gamma_{SF} = 0.1$, $\gamma_{SF}^b = 0.1$, $\gamma_{FF} = 1$ and $\gamma_{FF}^b = 0.1$. The exchange energies of the F1 and F2 layers amount to $h_2 = 0.03$ eV and $h_1 = 0.39$ eV.

IV. CONCLUSIONS

By studying the SSV multilayers $\text{Co}_2\text{Cr}_{1-x}\text{Fe}_x\text{Al}_y/\text{Cu}/\text{Ni}/\text{Cu}/\text{Pb}$ which magnetic part contains the Heusler alloy $\text{Co}_2\text{Cr}_{1-x}\text{Fe}_x\text{Al}_y$ with a high degree of spin polarization of the conduction band we

have obtained a large SSV effect due to the long-range triplet component of the superconducting condensate $\Delta T_c^{\text{trip}} \sim 0.5$ K at a moderate applied field of 3.5 kOe as compared with the earlier work in Ref.¹⁴. Our results show that there is a potential to achieve large values of ΔT_c^{trip} even at smaller fields relevant for applications by careful design and optimization of all elements of the SSV heterostructure regarding both the superconducting and magnetic parts. Our observations suggest that the concept of the SSV with a half-metallic ferromagnetic element proposed in Ref.¹⁴ is of general character. In particular, finding for this purpose the most appropriate ferromagnet with a high degree of spin polarization of the conduction band appears to be a crucial issue. Furthermore, noting first theoretical attempts in Refs.^{30,31}, our data as well as the results by Singh *et al.*¹⁴ call for a comprehensive quantitative theoretical treatment to obtain further insights into exciting physics of the triplet superconducting spin valves.

-
- ¹ M. N. Baibich, J. M. Broto, A. Fert, F. N. Van Dau, F. Petroff, P. Etienne, G. Creuzet, A. Friederich, and J. Chazelas, *Physical Review Letters* **61**, 2472 (1988).
- ² G. Binash, P. Grünberg, F. Saurenbach, and W. Zinn, *Physical Review B* **39**, 4828 (1989).
- ³ H. Prinz, *Science (New York, N.Y.)* **282**, 1660 (1998).
- ⁴ J. Linder and J. W. A. Robinson, *Nature Physics* **11**, 307 (2015).
- ⁵ S. Oh, D. Youm, and M. R. Beasley, *Applied Physics Letters* **71**, 2376 (1997).
- ⁶ L. R. Tagirov, *Physical Review Letters* **83**, 2058 (1999).
- ⁷ J. Y. Gu, C.-Y. You, J. S. Jiang, J. Pearson, Y. B. Bazaliy, and S. D. Bader, *Physical Review Letters* **89**, 267001 (2002).
- ⁸ M. G. Blamire and J. W. A. Robinson, *Journal of Physics: Condensed Matter* **26**, 453201 (2014).
- ⁹ I. Garifullin, P. Leksin, N. Garif'yanov, A. Kamashev, Y. Fominov, J. Schumann, Y. Krupskaya, V. Kataev, O. Schmidt, and B. Büchner, *Journal of Magnetism and Magnetic Materials* **373**, 18 (2015).
- ¹⁰ P. V. Leksin, N. N. Garif'yanov, I. A. Garifullin, J. Schumann, H. Vinzelberg, V. Kataev, R. Klingeler, O. G. Schmidt, and B. Büchner, *Applied Physics Letters* **97**, 102505 (2010), arXiv:arXiv:1007.2511v1.
- ¹¹ K. Westerholt, D. Sprungmann, H. Zabel, R. Brucas, B. Hjörvarsson, D. A. Tikhonov, and I. A. Garifullin, *Physical Review Letters* **95**, 097003 (2005).
- ¹² Y. V. Fominov, A. A. Golubov, T. Y. Karminskaya, M. Y. Kupriyanov, R. G. Deminov, and L. R. Tagirov, *JETP Letters* **91**, 308 (2010), arXiv:1002.2113.
- ¹³ P. V. Leksin, N. N. Garif'yanov, I. A. Garifullin, Y. V. Fominov, J. Schumann, Y. Krupskaya, V. Kataev, O. G. Schmidt, and B. Büchner, *Physical Review Letters* **109**, 057005 (2012).
- ¹⁴ A. Singh, S. Voltan, K. Lahabi, and J. Aarts, *Physical Review X* **5**, 021019 (2015).
- ¹⁵ A. Kamashev, P. Leksin, N. Garif'yanov, A. Validov, J. Schumann, V. Kataev, B. Büchner, and I. Garifullin, *Journal of Magnetism and Magnetic Materials* **459**, 7 (2018).
- ¹⁶ R. Soulen, J. Byers, M. Osofsky, B. Nadgorny, T. Ambrose, S. Cheng, P. Broussard, C. Tanaka, J. Nowak, J. Moodera, A. Barry, and J. Coey, *Science* **282**, 85 (1998).
- ¹⁷ A. A. Kamashev, P. V. Leksin, J. Schumann, V. Kataev, J. Thomas, T. Gemming, B. Büchner, and I. A. Garifullin, *Physical Review B* **96**, 024512 (2017).
- ¹⁸ S. Husain, S. Akans, A. Kumar, P. Svedlindh, and S. Chaudhary, , 1 (2016).
- ¹⁹ P. V. Leksin, A. A. Kamashev, J. Schumann, V. E. Kataev, J. Thomas, B. Büchner, and I. A. Garifullin, *Nano Research* **9**, 1005 (2016).
- ²⁰ P. V. Leksin, R. I. Salikhov, I. A. Garifullin, H. Vinzelberg, V. Kataev, R. Klingeler, L. R. Tagirov, and B. Büchner, *JETP Letters* **90**, 59 (2009).
- ²¹ P. V. Leksin, N. N. Garif'yanov, A. A. Kamashev, Y. V. Fominov, J. Schumann, C. Hess, V. Kataev, B. Büchner, and I. A. Garifullin, *Physical Review B* **91**, 214508 (2015).
- ²² Y. V. Fominov, N. M. Chtchelkatchev, and A. A. Golubov, *Physical Review B* **66**, 014507 (2002), arXiv:0202280 [cond-mat].
- ²³ I. A. Garifullin, N. N. Garif'yanov, P. V. Leksin, A. A. Kamashev, Y. V. Fominov, J. Schumann, V. Kataev, and B. Büchner, *Bulletin of the Russian Academy of Sciences: Physics* **78**, 1341 (2014).
- ²⁴ I. Garifullin, N. Garif'yanov, P. Leksin, A. Kamashev, Y. Fominov, J. Schumann, V. Kataev, and B. Büchner, *Magnetic Resonance in Solids*, **16**, 14208 (2014).
- ²⁵ P. V. Leksin, A. A. Kamashev, N. N. Garif'yanov, A. A. Validov, Y. V. Fominov, J. Schumann, V. E. Kataev, B. Büchner, and I. A. Garifullin, *Physics of the Solid State* **58**, 2165 (2016).
- ²⁶ P. V. Leksin, N. N. Garif'yanov, A. A. Kamashev, A. A. Validov, Y. V. Fominov, J. Schumann, V. Kataev,

- J. Thomas, B. Büchner, and I. A. Garifullin, *Physical Review B* **93**, 100502 (2016).
- ²⁷ R. G. Deminov, L. R. Tagirov, R. R. Gaifullin, T. Y. Karminskaya, M. Y. Kupriyanov, Y. V. Fominov, and A. A. Golubov, *Journal of Magnetism and Magnetic Materials* **373**, 16 (2015).
- ²⁸ R. G. Deminov, L. R. Tagirov, R. R. Gaifullin, Y. V. Fominov, T. Y. Karminskaya, M. Y. Kupriyanov, and A. A. Golubov, *Solid State Phenomena* **233-234**, 745 (2015).
- ²⁹ M. Y. Kupriyanov and V. F. Lukichev, *Soviet Physics - JETP* **67**, 1163 (1988).
- ³⁰ S. Mironov and A. Buzdin, *Physical Review B* **92**, 184506 (2015).
- ³¹ K. Halterman and M. Alidoust, *Physical Review B* **94**, 064503 (2016).