

# A REDUCED-ORDER SHIFTED BOUNDARY METHOD FOR PARAMETRIZED INCOMPRESSIBLE NAVIER-STOKES EQUATIONS

EFTHYMIOS N. KARATZAS<sup>1,3</sup>, GIOVANNI STABILE<sup>1</sup>, LEO NOUVEAU<sup>2</sup>, GUGLIELMO SCOVAZZI<sup>2</sup>,  
AND GIANLUIGI ROZZA<sup>1</sup>

**ABSTRACT.** We investigate a projection-based reduced order model of the steady incompressible Navier-Stokes equations for moderate Reynolds numbers. In particular, we construct an “embedded” reduced basis space, by applying proper orthogonal decomposition to the Shifted Boundary Method, a high-fidelity embedded method recently developed. We focus on the geometrical parametrization through level-set geometries, using a fixed Cartesian background geometry and the associated mesh. This approach avoids both remeshing and the development of a reference domain formulation, as typically done in fitted mesh finite element formulations. Two-dimensional computational examples for one and three parameter dimensions are presented to validate the convergence and the efficacy of the proposed approach.

## 1. INTRODUCTION

We consider a nonlinear system arising from computational fluid dynamics problems. In particular, a stationary Navier–Stokes system is examined and solved by the Shifted Boundary Method (SBM), an embedded boundary finite element method (EBM) that was recently proposed. The geometrical parametrization is described by means of level sets defined over a fixed (undeformed) background mesh. Moreover, a reduced order method (ROM), based on a proper orthogonal decomposition approach (POD–Galerkin) is tested, with the purpose of creating an appropriate embedded reduced order basis and decreasing the computational cost in the numerical solution procedure.

Starting with the pioneering work of Peskin [1], the scientific community has shown great interest on embedded or immersed methods. Some recent developments are represented by ghost-cell finite difference methods [2], Cut-Cell Finite Volume Methods [3, 4], Immersed Interface Methods [5, 6], the Ghost Fluid Method [7, 8], the Volume Penalty Method [9, 10, 11], Cut-FEMs [12] and the Shifted Boundary Method (SBM) [13, 14, 15]. The interested reader can find additional details in [16, 17, 18, 19, 20, 21] and references therein. Very recently, in the context of Navier–Stokes equations, Cut-FEMs [22, 23] and unfitted discontinuous Galerkin method [24] were employed. In [13] the recently introduced Shifted Boundary Method was successfully applied to the Poisson and Stokes flow problems, with optimal convergence and robustness properties. The SBM approach was then extended in [14] to the scalar advection diffusion equation and to the Navier–Stokes equations for a wide range of Reynold’s numbers.

Although immersed and embedded methods show better features than fitted mesh methods in the case of geometrical design changes, there are still many cases where the approximate solutions of partial differential equations become computationally unaffordable, e.g. in real time problems, uncertainty or parametrization of the geometry etc. In these cases *reduced order modeling* techniques appear beneficial, [25, 26, 27, 28].

The main goal of this paper is to show how the SBM can solve geometrically parametrized nonlinear partial differential systems within the ROM framework. For this purpose, recently developed POD techniques [29, 30, 31, 32] will be applied. The key feature of our approach is the avoidance of a remeshing stage and/or morphing (i.e., a mapping of all the deformed geometries to a reference domain, see e.g. [25, 33, 34, 35, 36, 37, 28] for the use of this strategy in traditional body-fitted mesh finite element methods). This contribution is organized as follows:

<sup>1</sup>SISSA, INTERNATIONAL SCHOOL FOR ADVANCED STUDIES, MATHEMATICS AREA, MATHLAB TRIESTE, ITALY.

<sup>2</sup>CIVIL AND ENVIRONMENTAL ENGINEERING, DUKE UNIVERSITY, DURHAM, NC 27708, UNITED STATES.

<sup>3</sup>DEPARTMENT OF MATHEMATICS, SCHOOL OF APPLIED MATHEMATICAL AND PHYSICAL SCIENCES, NATIONAL TECHNICAL UNIVERSITY OF ATHENS, ZOGRAFOU 15780, GREECE.

*E-mail addresses:* efthymios.karatzas@sisssa.it, gstable@sisssa.it, leo.nouveau@duke.edu, guglielmo.scovazzi@duke.edu, grozza@sisssa.it.

2010 *Mathematics Subject Classification.* 78M34, 97N40, 35Q35.

- (1) In Section 2 we define the continuous strong formulation of the mathematical problem and the Nitsche weak formulation. A discrete Shifted Boundary weak formulation is also presented, for the full-order discretization, together with an incremental iterative scheme needed to solve the high fidelity problem during the offline stage.
- (2) We introduce the reduced order model formulation, the Proper Orthogonal Decomposition and its main features in Section 3.
- (3) In section 4, the proposed ROM-SBM technique is tested on a geometrically parametrized problem of the flow around an embedded rectangular domain, and convergence results, errors and execution times are also reported.
- (4) Finally, in Section 5, conclusions and perspectives for future improvements and developments are introduced.

## 2. THE MATHEMATICAL MODEL AND THE FULL-ORDER APPROXIMATION

**2.1. Strong formulation of the steady Navier-Stokes problem.** The stationary Navier-Stokes equations for viscous incompressible flow describe the flow of a Newtonian, incompressible viscous fluid in a domain when convective forces are not negligible with respect to viscous forces. Consider an open domain  $\mathcal{D}$  in  $\mathbb{R}^d$ , with  $d = 2, 3$  the number of space dimensions with Lipschitz boundary  $\Gamma$ , decomposed into two sub-boundaries  $\Gamma_D, \Gamma_N$ . Let  $\mathcal{P} \subset \mathbb{R}^k$  be a  $k$ -dimensional parameter space and  $\mu \in \mathcal{P}$  a parameter vector.

The strong form of the stationary Navier-Stokes equations with Dirichlet and Neumann boundary conditions on  $\Gamma_D$  and  $\Gamma_N$ , respectively is given by:

$$\begin{aligned}
 (1) \quad & \rho \nabla \cdot (\mathbf{u}(\mu) \otimes \mathbf{u}(\mu)) + \nabla p(\mu) - \nabla \cdot (2\nu \boldsymbol{\epsilon}(\mathbf{u}(\mu))) - \rho \mathbf{g}(\mu) = 0, \text{ in } \mathcal{D}(\mu), \\
 (2) \quad & \nabla \cdot \mathbf{u}(\mu) = 0, \text{ in } \mathcal{D}(\mu), \\
 (3) \quad & \mathbf{u}(\mu) = \mathbf{g}_D(\mu), \text{ on } \Gamma_D(\mu), \\
 (4) \quad & -(\rho \mathbf{u}(\mu) \otimes \mathbf{u}(\mu) \chi_{\Gamma_N^-(\mu)} + p(\mu) \mathbf{I} - 2\nu \boldsymbol{\epsilon}(\mathbf{u}(\mu))) \mathbf{n} = \mathbf{g}_N(\mu), \text{ on } \Gamma_N(\mu),
 \end{aligned}$$

where the variable  $\mu$  introduces a geometrical parameterization. We denote by  $\nu$  the viscosity,  $\rho$  the density,  $\boldsymbol{\epsilon}(\mathbf{u}(\mu)) = 1/2 (\nabla \mathbf{u}(\mu) + \nabla \mathbf{u}(\mu)^T)$  the velocity strain tensor (i.e., the symmetric gradient of the velocity  $\mathbf{u}(\mu)$ ),  $p(\mu)$  the pressure,  $\mathbf{g}(\mu)$  a body force,  $\mathbf{g}_D(\mu)$  the values of the velocity on the Dirichlet boundary and  $\mathbf{g}_N(\mu)$  the normal stress on the Neumann boundary.

We will use for inflow and outflow boundaries the notation  $\Gamma_D^-(\mu) = \{\mathbf{x} \in \Gamma_D(\mu) | \mathbf{g}_D(\mu) \cdot \mathbf{n} < 0\}$ ,  $\Gamma_N^-(\mu) = \{\mathbf{x} \in \Gamma_N(\mu) | \mathbf{u}(\mu) \cdot \mathbf{n} < 0\}$ , and  $\Gamma_D^+(\mu) = \Gamma_D(\mu) \setminus \Gamma_D^-(\mu)$  and  $\Gamma_N^+(\mu) = \Gamma_N(\mu) \setminus \Gamma_N^-(\mu)$ , where  $\mathbb{Re}[\nu] = \rho U L / \nu$  is the Reynolds number,  $U$  and  $L$  are the characteristic speed and length of the problem,  $h$  is the characteristic mesh size, and  $\gamma_{N1}$  and  $\gamma_{N2}$  are penalty parameters, with  $\chi_{\Gamma_D^-(\mu)}$  and  $\chi_{\Gamma_N^-(\mu)}$  the characteristic functions of the boundaries  $\Gamma_D^-(\mu)$  and  $\Gamma_N^-(\mu)$ , respectively.

**2.2. The conformal Nitsche's weak formulation.** For the sake of simplicity, in this subsection, we will omit the parameter dependency with respect to  $\mu$ . Let  $\mathbf{V}_h(\mathcal{D}(\mu))$  and  $Q_h(\mathcal{D}(\mu))$  be the spaces of continuous, piecewise-linear, vector- and scalar-valued functions. Namely:

$$\begin{aligned}
 \mathbf{V}_h(\mathcal{D}(\mu)) &= \{\mathbf{v} \in (C^0(\mathcal{D}(\mu)))^2 : \mathbf{v}|_K \in (P^1(K))^d, \forall K \in \mathcal{T}(\mu)\}, \\
 Q_h(\mathcal{D}(\mu)) &= \{v \in C^0(\mathcal{D}(\mu)) : v|_K \in P^1(K), \forall K \in \mathcal{T}(\mu)\}.
 \end{aligned}$$

We can now introduce a Nitsche's [38, 39, 40] variational formulation of the Navier-Stokes equations:

find  $\mathbf{u} \in \mathbf{V}_h(\mathcal{D}(\mu))$  and  $p \in Q_h(\mathcal{D}(\mu))$  such that,  $\forall \mathbf{w} \in \mathbf{V}_h(\mathcal{D}(\mu))$  and  $\forall q \in Q_h(\mathcal{D}(\mu))$ ,

$$\begin{aligned}
 0 &= (\mathbf{w}, \rho(\mathbf{u} \cdot \nabla \mathbf{u} - \mathbf{g}))_{\mathcal{D}(\mu)} - \langle \mathbf{w}, \rho \mathbf{g}_D \cdot \mathbf{n}(\mathbf{u} - \mathbf{g}_D) \rangle_{\Gamma_D^-(\mu)} - (\mathbf{w}, \mathbf{g}_N)_{\Gamma_N(\mu)} - (\mathbf{w}, (\mathbf{u} \cdot \mathbf{n}) \rho \mathbf{u})_{\Gamma_N^-(\mu)} \\
 &\quad - (\nabla \cdot \mathbf{w}, p)_{\mathcal{D}(\mu)} - (q, \nabla \cdot \mathbf{u})_{\mathcal{D}(\mu)} + \langle q, (\mathbf{u} - \mathbf{g}_D) \cdot \mathbf{n} \rangle_{\Gamma_D(\mu)} \\
 &\quad + (\boldsymbol{\epsilon}(\mathbf{w}), 2\nu \boldsymbol{\epsilon}(\mathbf{u}))_{\mathcal{D}(\mu)} - \langle \mathbf{w} \otimes \mathbf{n}, 2\nu \boldsymbol{\epsilon}(\mathbf{u}) - p \mathbf{I} \rangle_{\Gamma_D(\mu)} - \langle 2\nu \boldsymbol{\epsilon}(\mathbf{w}), (\mathbf{u} - \mathbf{g}_D) \otimes \mathbf{n} \rangle_{\Gamma_D(\mu)} \\
 &\quad + \langle \mathbf{w}, \nu/h(\gamma_{N1} \mathbf{I} + \gamma_{N2} \mathbb{Re}[\nu] \mathbf{n} \otimes \mathbf{n})(\mathbf{u} - \mathbf{g}_D) \rangle_{\Gamma_D(\mu)}.
 \end{aligned}$$

Here we use the standard notation  $(\cdot, \cdot)_{\mathcal{D}}$ ,  $\langle \cdot, \cdot \rangle_{\Gamma_D}$ ,  $\langle \cdot, \cdot \rangle_{\Gamma_N}$  for the  $L^2(\mathcal{D})$ ,  $L^2(\Gamma_D)$  and  $L^2(\Gamma_N)$  inner products over  $\mathcal{D}$ ,  $\Gamma_D$  and  $\Gamma_N$ , respectively, and we denote the diameter of element  $K \in \mathcal{T}$  as  $h_K$ . The overall size of the mesh is denoted by  $h = \max_{K \in \mathcal{T}} h_K$ .

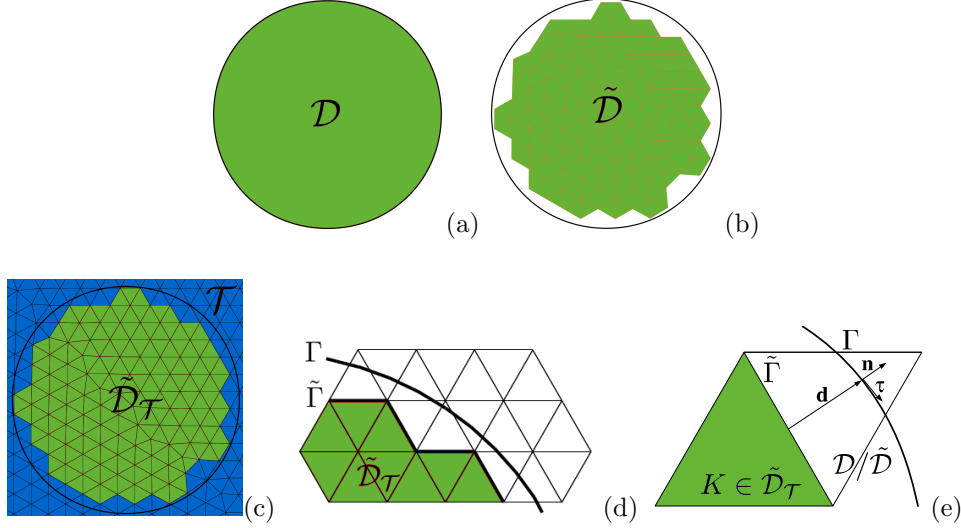


FIGURE 1. (a) The geometry of a disk, (b) the SBM surrogate geometry, (c) a zoom on the background mesh together with the surrogate SBM discretized geometry, (d) SBM mesh and surrogate boundary and (e) the normal and distance vector for one element.

**2.3. Shifted boundary variational formulation.** In this subsection, we introduce the Shifted Boundary Method for the Navier-Stokes equations. We define a surrogate computational domain and a surrogate boundary that approximate the true computational domain and its boundary as seen in Figure 1. We denote by  $\tilde{\Gamma}$  the surrogate boundary composed of the edges/faces of the mesh that are the closest to the true boundary  $\Gamma$ . The closest faces/edges of  $\tilde{\Gamma}$  to  $\Gamma$  are detected using the closest-point projection algorithm.

The surrogate boundary  $\tilde{\Gamma}$  includes the surrogate domain  $\tilde{\mathcal{D}} \subset \mathcal{D}$ , where  $\mathcal{D}$  is the original (true) computational domain. Furthermore,  $\tilde{\mathbf{n}}$  indicates the unit outward-pointing normal to the surrogate boundary  $\tilde{\Gamma}$ , which differs from the outward-pointing normal  $\mathbf{n}$  to  $\Gamma$ . Notice also that the closest-point projection is actually a (piecewise) Lipschitz-continuous map  $\mathcal{M}$  from points in  $\tilde{\Gamma}$  to points in  $\Gamma$ . Namely,

$$\mathcal{M} : \tilde{\mathbf{x}} \in \tilde{\Gamma} \rightarrow \mathbf{x} \in \Gamma.$$

The mapping  $\mathcal{M}$  defines a distance vector function

$$\mathbf{d} \equiv \mathbf{d}_{\mathcal{M}}(\mathbf{x}) = \mathbf{x} - \tilde{\mathbf{x}} = [\mathcal{M} - \mathbf{I}](\tilde{\mathbf{x}}),$$

where the distance vector  $\mathbf{d} = \|\mathbf{d}\|\mathbf{n}$  is aligned along  $\mathbf{n}$ , due to the closest point projection properties, as also shown in Figure 1. Since the distance vector  $\mathbf{d}$  is aligned with  $\mathbf{n}$  (the normal to the true surface  $\Gamma$ ) and the true surface is smooth between edges and corners, it is allowed to assume that  $\mathcal{M}$  is continuous, and Lipschitz. Using  $\mathcal{M}$ , the unit normal vector  $\mathbf{n}$  and the unit tangential vectors  $\boldsymbol{\tau}_i$  ( $1 < i < d-1$ ) to the boundary  $\Gamma$  can easily extend to the boundary  $\tilde{\Gamma}$  as  $\tilde{\mathbf{n}}(\tilde{\mathbf{x}}) \equiv \mathbf{n}(\mathcal{M}(\tilde{\mathbf{x}}))$ ,  $\tilde{\boldsymbol{\tau}}_i(\tilde{\mathbf{x}}) \equiv \boldsymbol{\tau}_i(\mathcal{M}(\tilde{\mathbf{x}}))$ . In the following, whenever we write  $\mathbf{n}(\tilde{\mathbf{x}})$  we actually mean  $\tilde{\mathbf{n}}(\tilde{\mathbf{x}})$  at a point  $\tilde{\mathbf{x}} \in \tilde{\Gamma}$ , and similarly for  $\boldsymbol{\tau}_i(\tilde{\mathbf{x}})$  and  $\tilde{\boldsymbol{\tau}}_i(\tilde{\mathbf{x}})$ . We can also introduce the derivative of a function  $\mathbf{g}$  along the direction  $\tilde{\boldsymbol{\tau}}_i$  at a point  $\tilde{\mathbf{x}} \in \tilde{\Gamma}$  as  $\nabla_{\tilde{\boldsymbol{\tau}}_i} \mathbf{g} = \nabla \mathbf{g}(\tilde{\mathbf{x}}) \cdot \tilde{\boldsymbol{\tau}}_i(\tilde{\mathbf{x}})$ . The above constructions are the basis for the extension of the boundary conditions on  $\Gamma$  to the boundary  $\tilde{\Gamma}$  of the surrogate domain.

Under the assumption  $\mathbf{n} \cdot \tilde{\mathbf{n}} \geq 0$ , which relates to minimal grid resolution [13, 14], we can now introduce the SBM variational formulation. Consider a discretization of the continuous boundary value problem with a mesh  $\tilde{\mathcal{D}}_{\mathcal{T}}$  consisting of simplexes  $K$  belonging to a tessellation  $\mathcal{T}$ . Moreover, we introduce the discrete spaces  $\mathbf{V}_h(\tilde{\mathcal{D}}(\mu))$  and  $Q_h(\tilde{\mathcal{D}}(\mu))$ , for velocity and pressure and we assume that a stable and convergent base formulation for the flow exists for these spaces in the case of conformal grids. Using the modified continuous piecewise-linear spaces

$$\begin{aligned} \mathbf{V}_h(\tilde{\mathcal{D}}(\mu)) &= \left\{ \mathbf{v} \in (C^0(\tilde{\mathcal{D}}(\mu)))^2 : \mathbf{v}|_K \in (P^1(K))^d, \forall K \in \tilde{\mathcal{D}}_{\mathcal{T}}(\mu) \right\}, \\ Q_h(\tilde{\mathcal{D}}(\mu)) &= \left\{ v \in C^0(\tilde{\mathcal{D}}(\mu)) : v|_K \in P^1(K), \forall K \in \tilde{\mathcal{D}}_{\mathcal{T}}(\mu) \right\}, \end{aligned}$$

we can now introduce the Shifted boundary variational formulation:

find  $\mathbf{u} \in \mathbf{V}_h(\tilde{\mathcal{D}}(\mu))$  and  $p \in Q_h(\tilde{\mathcal{D}}(\mu))$  such that,  $\forall \mathbf{w} \in \mathbf{V}_h(\tilde{\mathcal{D}}(\mu))$  and  $\forall q \in Q_h(\tilde{\mathcal{D}}(\mu))$ ,

$$\begin{aligned} 0 &= \mathbb{I}_{\text{NS}}[\nu](\mathbf{u}, p; \mathbf{w}, q) \\ &= (\mathbf{w}, \rho(\mathbf{u} \cdot \nabla \mathbf{u} - \mathbf{b}))_{\tilde{\mathcal{D}}(\mu)} - \langle \mathbf{w}, \rho(\mathbf{g}_D - (\nabla \mathbf{u})\mathbf{d}) \cdot \tilde{\mathbf{n}}(\mathbf{u} + (\nabla \mathbf{u})\mathbf{d} - \mathbf{g}_D) \rangle_{\tilde{\Gamma}_D^-} - \langle \mathbf{w}, \mathbf{g}_N \rangle_{\tilde{\Gamma}_N} \\ &\quad - \langle \mathbf{w}, (\mathbf{u} \cdot \tilde{\mathbf{n}})\rho \mathbf{u} \rangle_{\tilde{\Gamma}_N^-} - (\nabla \cdot \mathbf{w}, p)_{\tilde{\mathcal{D}}(\mu)} - (q, \nabla \cdot \mathbf{u})_{\tilde{\mathcal{D}}(\mu)} + \left\langle q, (\mathbf{u} + \chi_{\tilde{\Gamma}_D^+}(\nabla \mathbf{u})\mathbf{d} - \mathbf{g}_D) \cdot \tilde{\mathbf{n}} \right\rangle_{\tilde{\Gamma}_D} \\ &\quad + (\epsilon(\mathbf{w}), 2\nu\epsilon(\mathbf{u}))_{\tilde{\mathcal{D}}(\mu)} - \langle \mathbf{w} \otimes \tilde{\mathbf{n}}, 2\nu\epsilon(\mathbf{u}) - p\mathbf{I} \rangle_{\tilde{\Gamma}_D} - \left\langle 2\nu\epsilon(\mathbf{w}), (\mathbf{u} + \chi_{\tilde{\Gamma}_D^+}(\nabla \mathbf{u})\mathbf{d} - \mathbf{g}_D) \otimes \tilde{\mathbf{n}} \right\rangle_{\tilde{\Gamma}_D} \\ &\quad + \left\langle \mathbf{w} + \chi_{\tilde{\Gamma}_D^+}(\nabla \mathbf{w})\mathbf{d}, \nu/h(\gamma_{N1}\mathbf{I} + \gamma_{N2}\mathbb{R}e[\nu]\mathbf{n} \otimes \mathbf{n})(\mathbf{u} + \chi_{\tilde{\Gamma}_D^+}(\nabla \mathbf{u})\mathbf{d} - \mathbf{g}_D) \right\rangle_{\tilde{\Gamma}_D} \\ &\quad + \beta \langle \nabla_{\tilde{\tau}_i} \mathbf{w}, 2\nu h(\nabla_{\tilde{\tau}_i} \mathbf{u} - \nabla_{\tilde{\tau}_i} \bar{\mathbf{g}}) \rangle_{\tilde{\Gamma}_D}, \end{aligned}$$

where we indicated again by  $(\cdot, \cdot)_{\tilde{\mathcal{D}}}$ ,  $\langle \cdot, \cdot \rangle_{\tilde{\Gamma}_D}$ ,  $\langle \cdot, \cdot \rangle_{\tilde{\Gamma}_N}$  the  $L^2(\tilde{\mathcal{D}})$ ,  $L^2(\tilde{\Gamma}_D)$  and  $L^2(\tilde{\Gamma}_N)$  inner products over  $\tilde{\mathcal{D}}$ ,  $\tilde{\Gamma}_D$  and  $\tilde{\Gamma}_N$ , respectively. For more details we refer to [14].

**2.4. Variational multiscale stabilized finite element formulation.** Because the proposed variational statement is not numerically stable, we introduce SUPG and PSPG stabilizing operators according to [41, 42], to which the reader can refer for more details. Since this is not the main focus of this paper, we refer the reader to [14, 43] for their implementation. The abstract variational form would then read:

find  $\mathbf{u} \in \mathbf{V}_h(\tilde{\Omega})$  and  $p \in Q_h(\tilde{\Omega})$  such that,  $\forall \mathbf{w} \in \mathbf{V}_h(\tilde{\Omega})$  and  $\forall q \in Q_h(\tilde{\Omega})$ ,

$$0 = \mathbb{I}_{\text{NS}}[\nu](\mathbf{u}, p; \mathbf{w}, q) + \mathbb{I}_{\text{STAB}}[\nu](\mathbf{u}, p; \mathbf{w}, q),$$

where  $\mathbb{I}_{\text{STAB}}[\nu](\mathbf{u}, p; \mathbf{w}, q)$  denotes the SUPG/PSPG stabilization operators.

In what follows, it is useful to define the Navier-Stokes operator

$$G(U(\mu))U(\mu) := G \left( \begin{bmatrix} \mathbf{u}(\mu) \\ p(\mu) \end{bmatrix} \right) = \begin{bmatrix} \mathbf{A}\mathbf{u}(\mu) + \mathbf{C}(\mathbf{u}(\mu)) + \mathbf{B}^T p(\mu) \\ (\mathbf{B} + \hat{\mathbf{B}})\mathbf{u}(\mu) + \mathbf{C}p(\mu) \end{bmatrix} = \begin{bmatrix} \mathbf{A} + \mathbf{C}(\mathbf{u}(\mu)) & \mathbf{B}^T \\ \mathbf{B} + \hat{\mathbf{B}} & \mathbf{C} \end{bmatrix} \begin{bmatrix} \mathbf{u}(\mu) \\ p(\mu) \end{bmatrix}$$

and the right hand side

$$F(\mu) := \begin{bmatrix} \mathbf{F}_g(\mu) \\ \mathbf{F}_q(\mu) \end{bmatrix},$$

consisting of forcing and boundary data related to stabilization and Nitsche weak enforcement boundary terms. Using these definitions we can express the following residual of the algebraic system of equations:

$$R(U(\mu)) = G(U(\mu))U(\mu) - F(U(\mu)).$$

Furthermore, the Jacobian of  $G(U(\mu))U(\mu)$  reads

$$\nabla G(U^{n-1}(\mu)) = \begin{bmatrix} \frac{\partial(\mathbf{A}\mathbf{u}(\mu) + \mathbf{C}(\mathbf{u}(\mu)))}{\partial \mathbf{u}} & \mathbf{B}^T \\ \mathbf{B} & 0 \end{bmatrix},$$

and yields the following iterative algebraic system of equations for the increment  $\delta U(\mu) = U^n(\mu) - U^{n-1}(\mu)$ :

$$(5) \quad \nabla G(U^{n-1}(\mu))\delta U(\mu) = -R(U^{n-1}(\mu)).$$

In the latter system of equations we underline some features that will play important role later in the ROM strategy described in § 3: the discretized differential operators  $\mathbf{A}$ ,  $\mathbf{C}$ ,  $\mathbf{B}$  and  $\hat{\mathbf{B}}$  are parameter dependent and in the typical saddle point structure of the problem, the incompressibility equation is partially relaxed adding a stabilization term  $\mathbf{C}$ . This stabilization term, at full-order level, permits to the fulfillment of the “inf-sup” condition and the use of otherwise unstable pair of finite elements, such as  $\mathbb{P}_1 - \mathbb{P}_1$  it helps to preserve the stability of the reduced order model.

The presented formulation is used to solve the full-order problem during an offline stage and to produce the snapshots necessary for the construction of the ROM of § 3.

### 3. REDUCED ORDER MODEL WITH A POD-GALERKIN METHOD

In this section, a POD-Galerkin approach will be analyzed as in [25, 44]. We will simplify the high fidelity model system to a reduced order one, which preserves its essential properties with the purpose of reducing computational cost in a way adapted to embedded-immersed boundary finite element methods. This approach allows flexibility with geometrical changes and to effectively and efficiently overcome several related issues that appear when using traditional FEM (see for instance [45, 29, 30, 31]).

Our interest is focused on the nonlinear system of Navier-Stokes equations with parametrized geometries and on the advantages of the SBM. We construct the ROM in a classical way starting from high dimensional SBM approximations (offline stage which involves the solution of a possibly large number of high fidelity problems). Reduced basis methods have been obtained starting from full-order approximations on fitted mesh methods for non-linear problems [46, 47, 48] – while for linear elliptic and linear parabolic equations we refer to [37, 49].

The first step in a reduced order method consists of obtaining a set of high fidelity solutions of the parametrized problem under input parameters variation. The aim of ROMs is to approximate any member of this solution set with a reduced number of basis functions. During the costly *offline stage*, one works out the solution set and examines its components in order to construct a reduced basis that approximates any member of the solution set to a prescribed accuracy. During a second stage, namely the *online stage*, after the Galerkin projection of the full-order differential operators describing the governing equations onto the reduced basis spaces, it is possible to solve a reduced problem for any new value of the input parameters with a reduced computational effort.

In general, POD-Galerkin ROMs for the incompressible Navier-Stokes equations are unstable [50, 51, 36], due to pressure instabilities, while for dynamic instabilities on transient problems the interested reader could see for instance [52, 53, 54, 55, 56]. Nevertheless, in the present approach, the SUPG and PSPG stabilization which is applied on the high fidelity solver is strongly propagating through the reduced basis construction procedure to the reduced level, and there is no need for further reduced basis stabilization and supremizers enrichment as in [35, 33, 57, 58], see Appendix A.

The SBM unfitted/surrogate mesh Nitsche finite element method is used to apply parametrization and reduced order techniques considering Dirichlet combined with Neumann boundary conditions.

We highlight that a parametrized ROM method without the use of the transformation to reference domains will be used taking advantage of the fixed, geometrical parameter independent, background mesh [29, 31, 30].

**3.1. The Proper Orthogonal Decomposition (POD).** For the projection of the high fidelity system to the reduced order one, there are several techniques. For more details about the different strategies the interested reader may see [37, 27, 59, 26, 60, 61]. In the present work, the POD is applied to the parameter-dependent full snapshots matrices. The full-order model is solved for each  $\mu^k \in \mathcal{K} = \{\mu^1, \dots, \mu^{N_k}\} \subset \mathcal{P}$  where  $\mathcal{K}$  is a finite dimensional training set of parameters chosen inside the parameter space  $\mathcal{P}$ . The number of snapshots is denoted by  $N_s$  and the number of degrees of freedom for the discrete full-order solution by  $N_u^h, N_p^h$  for the velocity and pressure, respectively. The snapshots matrices  $\mathcal{S}_u$  and  $\mathcal{S}_p$ , for velocity and pressure, are then given by  $N_s$  full-order snapshots:

$$(6) \quad \mathcal{S}_u = [\mathbf{u}(\mu^1), \dots, \mathbf{u}(\mu^{N_s})] \in \mathbb{R}^{N_u^h \times N_s}, \quad \mathcal{S}_p = [p(\mu^1), \dots, p(\mu^{N_s})] \in \mathbb{R}^{N_p^h \times N_s}.$$

Given a general scalar or vectorial function  $\mathbf{u} : \mathcal{D} \rightarrow \mathbb{R}^d$ , with a certain number of realizations  $\mathbf{u}_1, \dots, \mathbf{u}_{N_s}$ , the POD problem consists in finding, for each value of the dimension of POD space  $N_{POD} = 1, \dots, N_s$ , the scalar coefficients  $a_1^1, \dots, a_1^{N_s}, \dots, a_{N_s}^1, \dots, a_{N_s}^{N_s}$  and functions  $\varphi_1, \dots, \varphi_{N_s}$  that minimize the quantity:

$$(7) \quad E_{N_{POD}} = \sum_{i=1}^{N_s} \|\mathbf{u}_i - \sum_{k=1}^{N_{POD}} a_i^k \varphi_k\|_{L^2(\mathcal{D})}^2, \quad \forall N_{POD} = 1, \dots, N,$$

with  $(\varphi_i, \varphi_j)_{\mathcal{D}} = \delta_{ij}, \quad \forall i, j = 1, \dots, N_s.$

In this case the velocity field  $\mathbf{u}$  is used as an example. It can be shown [62] that the minimization problem of equation (7) is equivalent to solving the following eigenvalue problem:

$$\mathcal{X}^u \mathbf{Q}^u = \mathbf{Q}^u \boldsymbol{\lambda}^u, \quad \text{for } \mathcal{X}_{ij}^u = (\mathbf{u}_i, \mathbf{u}_j)_{\mathcal{D}}, \quad i, j = 1, \dots, N_s,$$

where  $\mathcal{X}^u$  is the correlation matrix obtained from the parameter dependent snapshots  $\mathcal{S}_u$ ,  $\mathbf{Q}^u$  is a square matrix of eigenvectors and  $\boldsymbol{\lambda}^u$  is a diagonal matrix of eigenvalues.

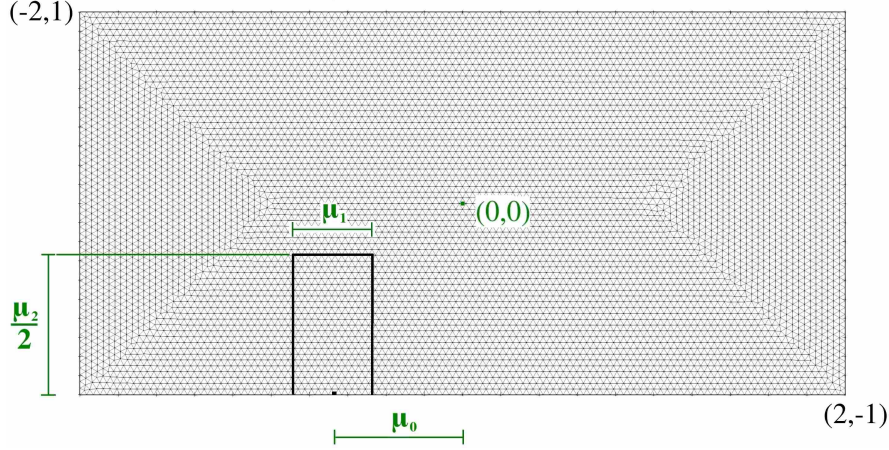


FIGURE 2. A sketch of the embedded domain and associated background mesh, together with the parameters considered in the numerical examples.

The basis functions can then be obtained with:

$$(8) \quad \varphi_i = \frac{1}{N_s \lambda_{ii}^{u/2}} \sum_{j=1}^{N_s} \mathbf{u}_j Q_{ij}^u.$$

The same procedure is applied for the pressure field considering the snapshots matrix consisting of the snapshots  $p_1, p_2, \dots, p_{N_s}$ . The correlation matrix of the pressure field snapshots  $\mathbf{C}^p$  is assembled and we solve a similar eigenvalue problem  $\mathbf{C}^p \mathbf{Q}^p = \mathbf{Q}^p \boldsymbol{\lambda}^p$ . The POD modes  $\chi_i$  for the pressure field can be computed as

$$(9) \quad \chi_i = \frac{1}{N_s \lambda_{ii}^{p/2}} \sum_{j=1}^{N_s} p_j Q_{ij}^p.$$

The POD spaces are constructed for both velocity and pressure using the above methodology resulting in the spaces:

$$(10) \quad \mathbf{L}_u = [\varphi_1, \dots, \varphi_{N_u^r}] \in \mathbb{R}^{N_h \times N_u^r}, \quad \mathbf{L}_p = [\chi_1, \dots, \chi_{N_p^r}] \in \mathbb{R}^{N_h \times N_p^r}.$$

where  $N_u^r, N_p^r < N_s$  are chosen according to the eigenvalue decay of  $\boldsymbol{\lambda}^u$  and  $\boldsymbol{\lambda}^p$ , [37, 28].

*Remark 3.1.* Following the ideas of [29], in the out-of-interest area (i.e., the region outside the true geometry), we prefer to use the solution values that are computed using the shifted boundary method and in particular the smooth mapping  $\mathcal{M}$  from the true to the surrogate domain. This approach allows a smooth extension of the boundary solution to the neighboring ghost elements with values which are decreasing smoothly to zero, see for instance the zoomed image in Figure 3. This approach guarantees a regular solution in the background domain and permits therefore the construction of an effective reduced basis.

**3.2. The projection stage and the generation of the ROM.** Once the POD functional spaces are constructed, the reduced velocity and pressure fields can be approximated with:

$$(11) \quad \mathbf{u}^r \approx \sum_{i=1}^{N_u^r} a_i(\mu) \varphi_i(\mathbf{x}) = \mathbf{L}_u \mathbf{a}(\mu), \quad p^r \approx \sum_{i=1}^{N_p^r} b_i(\mu) \chi_i(\mathbf{x}) = \mathbf{L}_p \mathbf{b}(\mu).$$

The reduced solution vectors  $\mathbf{a} \in \mathbb{R}^{N_u^r \times 1}$  and  $\mathbf{b} \in \mathbb{R}^{N_p^r \times 1}$  depend only on the parameter values and the basis functions  $\varphi_i$  and  $\chi_i$  depend only on the physical space. Denoting by  $\mathbf{L} = \begin{bmatrix} \mathbf{L}_u & \mathbf{0} \\ \mathbf{0} & \mathbf{L}_p \end{bmatrix}$  and by  $\mathbf{L}^T = \begin{bmatrix} \mathbf{L}_u^T & \mathbf{0} \\ \mathbf{0} & \mathbf{L}_p^T \end{bmatrix}$ , the unknown vectors of coefficients  $\mathbf{V} = \begin{bmatrix} \mathbf{a} \\ \mathbf{b} \end{bmatrix}$  then can be obtained through a Galerkin projection of the full-order system of equations onto the POD reduced basis spaces. The subsequent solution of a reduced iterative algebraic system of equations for the increment  $\delta V(\mu)$  then becomes,

$$(12) \quad \mathbf{L} \nabla G(U^{n-1}(\mu)) \mathbf{L}^T \delta V(\mu) = -\mathbf{L}^T R(U^{n-1}(\mu)),$$

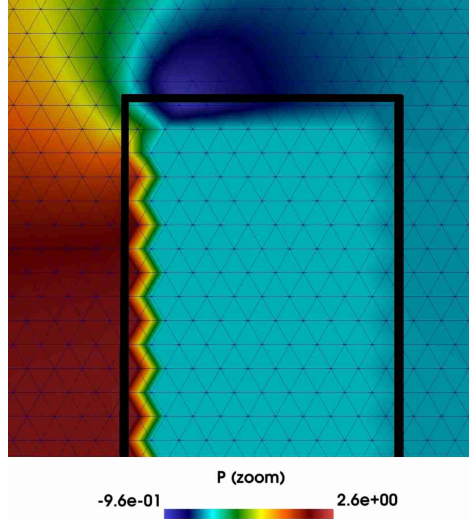


FIGURE 3. A zoom onto the embedded box in order to show the smoothing procedure employed by the SBM method inside the ghost area.

which leads to the following algebraic reduced system:

$$(13) \quad \nabla G^r(V^{n-1}(\mu))\delta V(\mu) = -R^r(V^{n-1}(\mu)).$$

We remark here that at the reduced order level, we need to assemble the FOM problem in order to compute the reduced differential operator, but this expensive operation could be avoided, for example, using hyper reduction techniques [63, 64, 65, 66]. Moreover, during the online stage, also the stabilization term  $\mathbf{C}$  (as well as the nonlinear term  $\mathcal{C}$ ) is projected onto the reduced basis space, which allows the inf-sup stabilization condition to propagate in an efficient way into the reduced model, as we will see in the following numerical examples.

*Remark 3.2.* We remark here that the reduced basis spaces have been generated using the iterative solution snapshots and not only the final solutions. This is justified by the fact that also at the reduced order level an iterative procedure is used to solve the non-linear problem and to obtain the reduced basis solutions.

#### 4. NUMERICAL EXPERIMENTS

We consider two different test cases, based on the setup shown in Figure 2. The first one consists of a geometrical parametrization using a one-dimensional parameter space where both parameters  $\mu_0, \mu_1$  are fixed. The second one consists of a geometrical parametrization with a three-dimensional parameter space where all the parameters  $\mu_0, \mu_1$  and  $\mu_2$  are left free. The problem domain is the rectangle  $[-2, 2] \times [-1, 1]$ , in which an embedded rectangular is immersed. The viscosity  $\nu$  is set to 1 and the Reynolds number is set to 100. A constant velocity in the  $x$  direction,  $u_{\text{in}} = 1$  is applied at the left side of the domain, and an open boundary condition with  $\nabla \mathbf{u} \cdot \mathbf{n} = p_{\text{out}} = 0$  on the right. In addition, a slip (no penetration) boundary condition is applied on the top and bottom edges while on the boundary of the embedded rectangle a no slip boundary condition is applied. The results for the test problems have been obtained with a mesh size of  $h = 0.0350$  for the background mesh, using 15022 triangles for the discretization and  $\mathbb{P}1/\mathbb{P}1$  polynomials.

**4.1. Geometrical parametrization with one-dimensional parameter space.** In this first experiment, the embedded domain consists of a rectangle of size  $\mu_1 \times \frac{\mu_2}{2} = 2 \times \frac{\mu_2}{2}$  where its aspect ratio inside the domain is parametrized with a geometrical parameter describing the size of the rectangle embedded domain with respect to its y-length with *aspect ratio*  $= \frac{4}{\mu_2}$  as in Figure 2. The horizontal x-length of the size of the box is not parametrized and the box's center is located on the left bottom corner of the domain  $[-2, -1]$ . The ROM has been trained with 600 samples and tested onto 10 samples, for a parameter range  $\mu_2 \in [1, 2]$  chosen randomly inside the parameter space. To test the accuracy of the ROM we compared its results on 10 additional samples that were not used to create the ROM and were selected randomly within the same range. Under these considerations we record in Figure 4 the



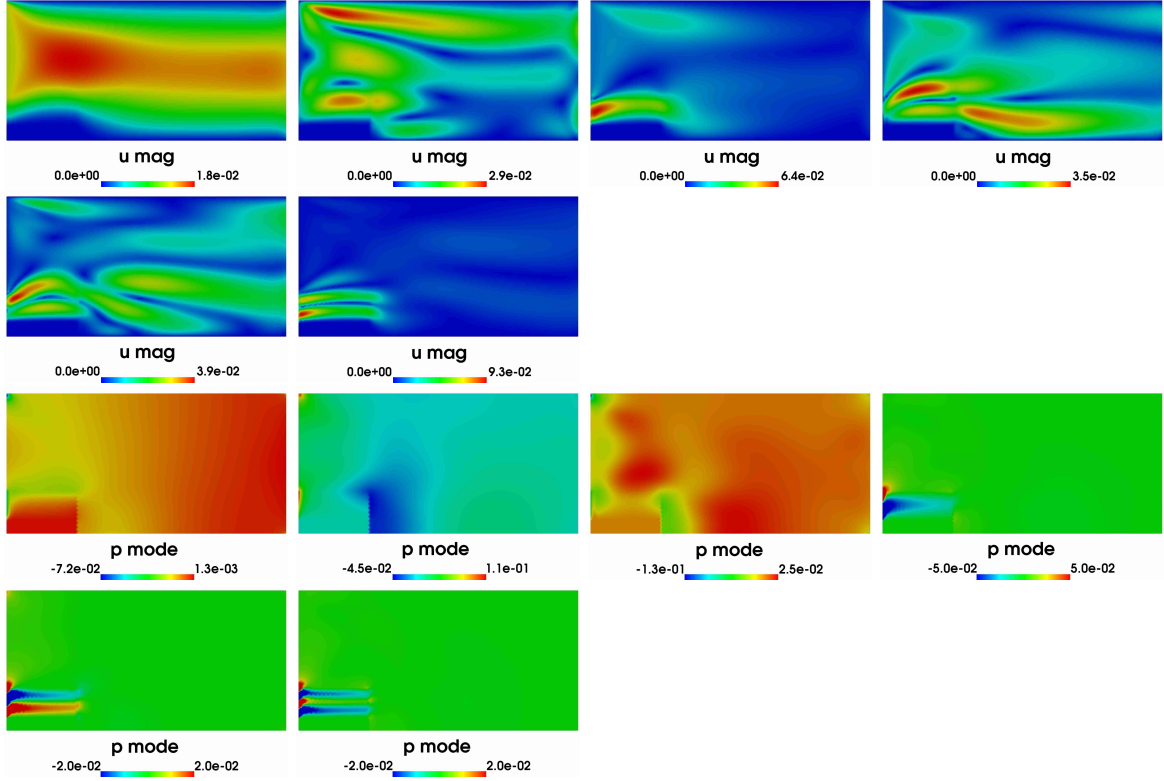


FIGURE 4. The first 6 components of the velocity basis (first row) and pressure basis (second row) for the geometrical parametrization with a one-dimensional parameter space case with  $\mu \in [1, 2]$ .

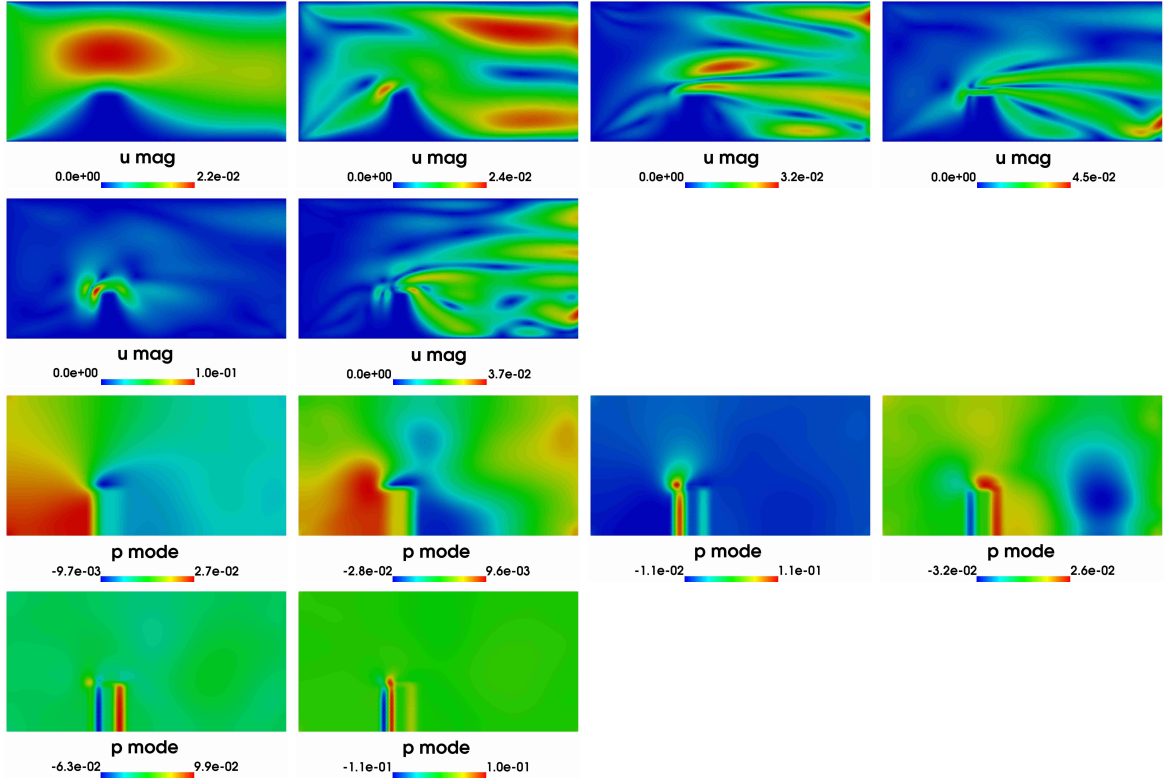


FIGURE 5. The first 6 components of the velocity basis (first row) and pressure basis (second row) for the geometrical parametrization with a three-dimensional parameter space case with  $\mu \in [-0.65, -0.45] \times [0.25, 0.45] \times [1.25, 1.45]$ .



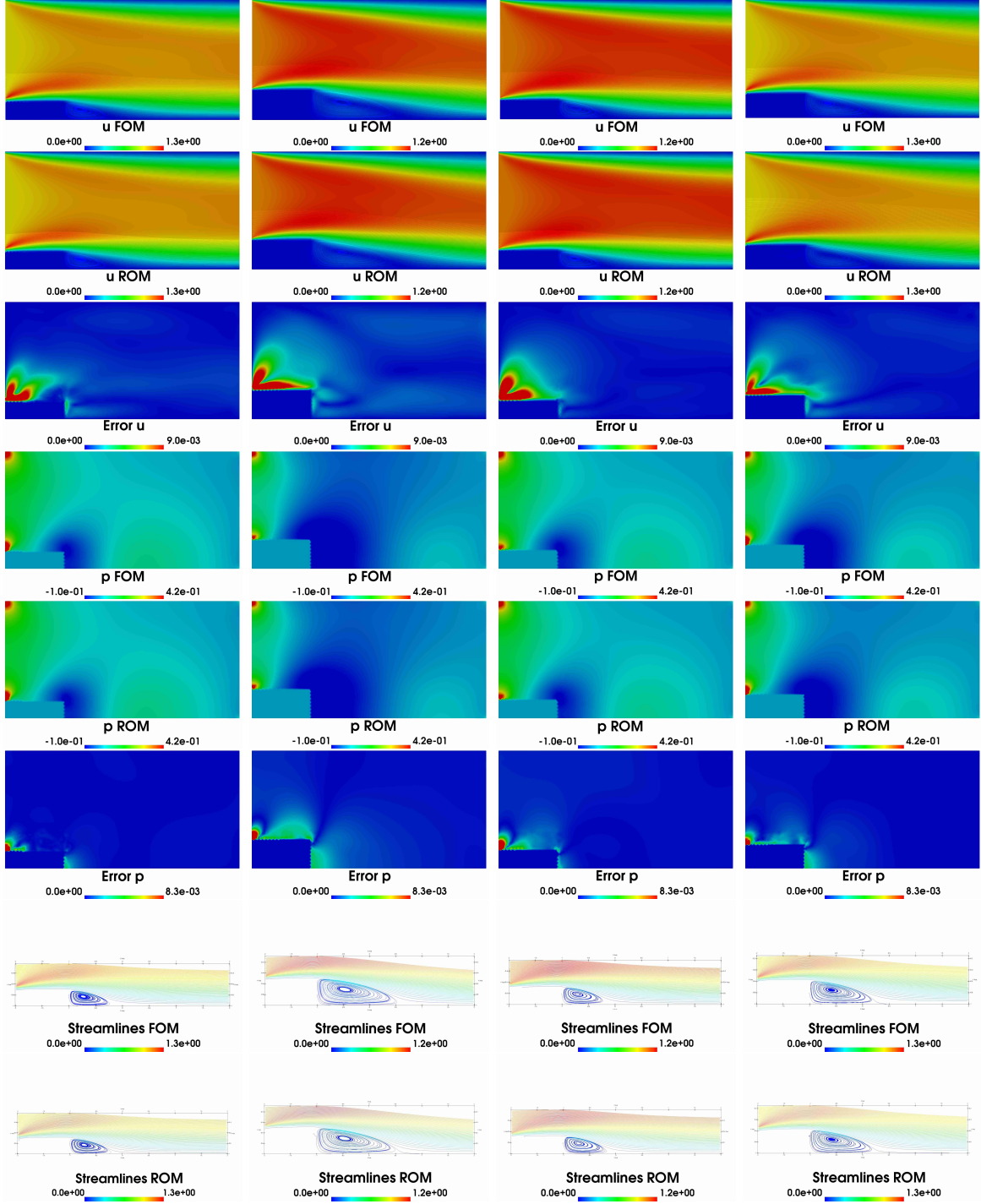


FIGURE 6. Results for the geometrical parametrization using a one-dimensional parameter space with  $\mu_1 \in [0.5, 1.1]$ . In rows 1 – 3 we report the full-order solution, the reduced order solution and the absolute error plots for the velocity field, in rows 4 – 6 we report the same quantities for the pressure field while in rows 7 – 8 the FOM and ROM velocity streamlines. The different columns are for four different values of the input parameter,  $\mu_1 = [0.6263, 1.0967, 1.0169, 0.98941569]$ .

first six modes for the velocity magnitude and pressure, while in Table 1 the respective relative errors  $\|\mathbf{u}_{FOM} - \mathbf{u}_{ROM}\|_{L^2(\mathcal{D})} / \|\mathbf{u}_{FOM}\|_{L^2(\mathcal{D})}$  and  $\|p_{FOM} - p_{ROM}\|_{L^2(\mathcal{D})} / \|p_{FOM}\|_{L^2(\mathcal{D})}$  are summarized and they are depicted in Figure 8. In Figure 6 we depict the FOM and ROM solutions together with the

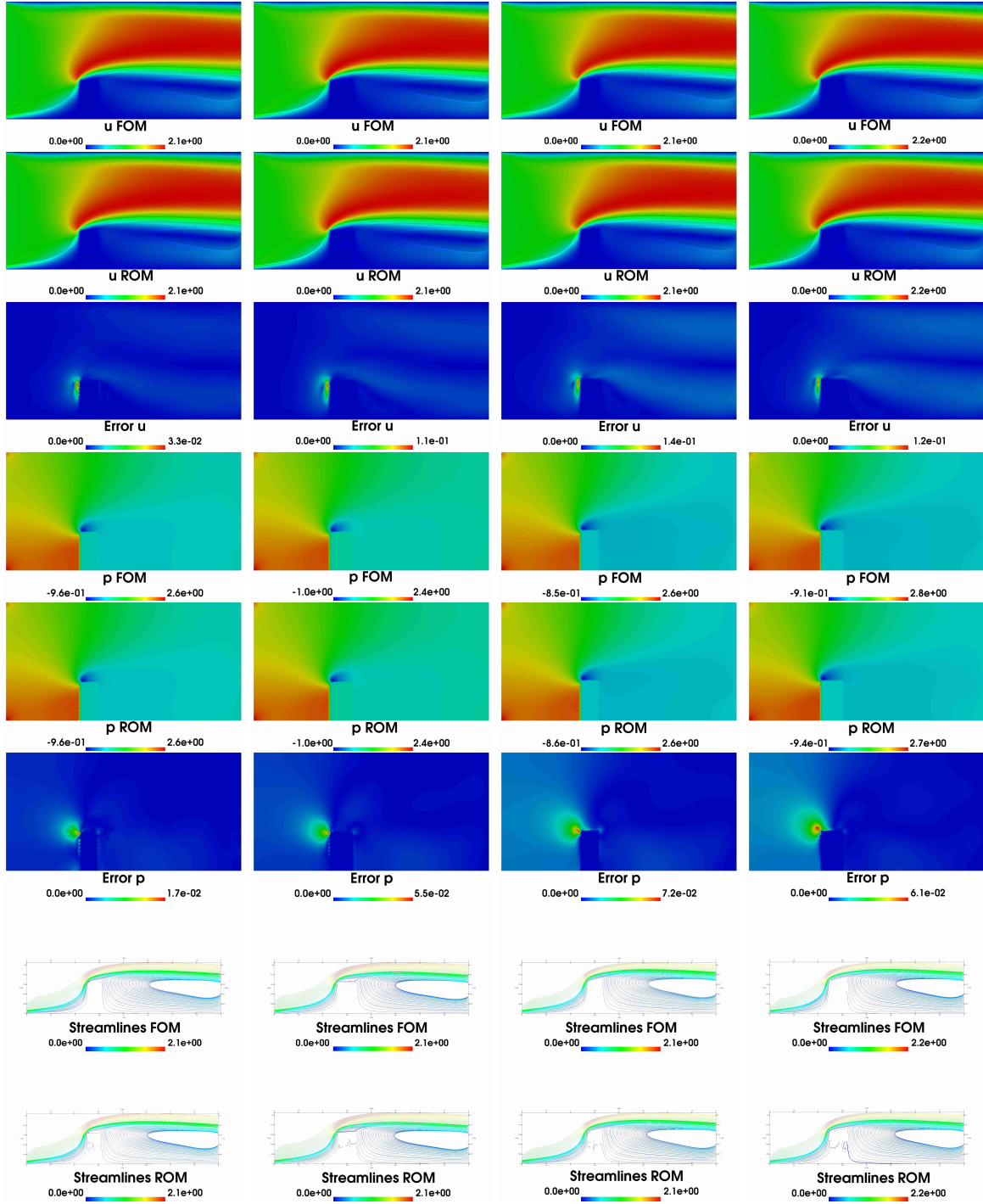


FIGURE 7. Results for the geometrical parametrization using a three-dimensional parameter space with  $(\mu_0, \mu_1, \mu_3) \in [-0.6, -0.5] \times [0.3, 0.4] \times [1.3, 1.4]$ . In rows 1 – 3 we report the full-order solution, the reduced order solution and the absolute error plots for the velocity field while in rows 4 – 6 we report the same quantities for the pressure field. The different columns are for four different values of the input parameter  $\mu = [(-0.5365, 0.3452, 1.3214), (-0.5313, 0.3164, 1.3822), (-0.5927, 0.3496, 1.3305), (-0.5303, 0.3941, 1.3071)]$ . Finally in rows 7 – 8 the streamlines for the velocity in the full and in the reduced level are visualized.

Snapshots:	600	
Modes	relative error	
$N$	$u$	$p$
20	0.0752959	19.590245
40	0.0193090	1.0666177
60	0.0128775	0.8244898
80	0.0064458	0.5823617
100	0.0039197	0.3994657
120	0.0026156	0.0731744
140	0.0024058	0.0545712

TABLE 1. Relative error between the full-order solution and the reduced basis solution for velocity and pressure in the case of the geometrical parametrization with a one-dimensional parameter space. Results are reported for different dimensions of the reduced basis spaces.

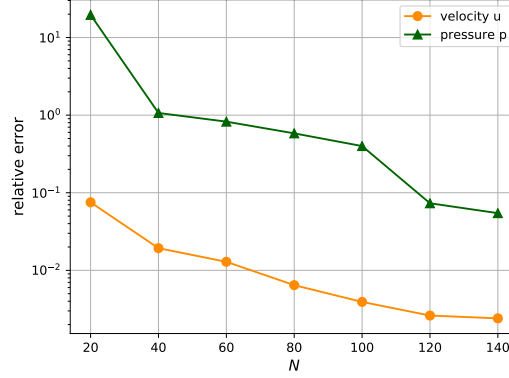


FIGURE 8. Visualization of the relative errors for velocity and pressure for the case with geometrical parametrization with a one-dimensional parameter space for various number of modes.

relative error for both velocity magnitude and pressure, as well as the FOM and ROM streamlines for the velocity vector, for four different values of the input parameter.

**4.2. A geometrical parametrization study with a three-dimensional parameter space.** The second case considers a geometrical parametrization with a three-dimensional parameter space in the range  $(\mu_0, \mu_1, \mu_2) \in [-0.6, -0.5] \times [0.3, 0.4] \times [1.3, 1.4]$ . We perform this test to examine the performances of the methodology on a more complex scenario where the box of the previous numerical test is parametrized onto the  $x$  position of its center ( $\mu_0$ ) and its aspect ratio ( $\frac{\mu_2}{\mu_1}$ ) for both the  $x$  and  $y$  direction, namely width and height. The results are reported in Figure 5 (the first six modes for the velocity magnitude and pressure), in Table 2 I ( $\|\mathbf{u}_{FOM} - \mathbf{u}_{ROM}\|_{L^2(\mathcal{D})} / \|\mathbf{u}_{FOM}\|_{L^2(\mathcal{D})}$  and  $\|p_{FOM} - p_{ROM}\|_{L^2(\mathcal{D})} / \|p_{FOM}\|_{L^2(\mathcal{D})}$  relative errors report) and they are illustrated in Figure 9 I. In Figure 7 we visualize the FOM and ROM solutions together with the relative errors for both velocity magnitude and pressure, as well as the FOM and ROM streamlines for the velocity, for four different values of the input parameters. Finally in Table 2 II and Figure 9 II the time savings are reported and visualized.

**4.3. Some Comments.** Additional testing using more snapshots and with and without supremizers yielded very similar results, in which supremizers delivered slightly worse velocity results and slightly improved pressure results. We found that the supremizers did not substantially improved the errors. In our opinion, this is a consequence of the incremental iterative formulation in the offline solver, which preserves the effects of the SUPG and PSPG stabilization in the reduced model, which allows an inf-sup stable reduced basis. Some basics related to these stability issues, and numerical results can

Snapshots:	900		
Modes $N$	(I) relative error		(II) execution time (sec)
	$u$	$p$	
20	0.0794779	2.4790682	8.5617990
40	0.0388933	0.5546928	8.9083982
60	0.0294700	0.4594517	8.8653870
80	0.0200465	0.3642104	8.8223756
100	0.0085595	0.0558062	8.7412506
120	0.0076601	0.0428119	8.7539559
140	0.0068780	0.0182534	8.8129689

TABLE 2. (I) The relative error between full-order solution and reduced basis solution for velocity and pressure for 900 snapshots in the case with a geometrical parametrization using three-dimensional parameter space. (II) Execution time at the reduced order level. The computation time includes the assembling of the full-order matrices, their projection and the resolution of reduced problem. Times are for the resolution of one random value of the input parameter. The time execution at full-order level is equal to  $\approx 50.70$  sec.

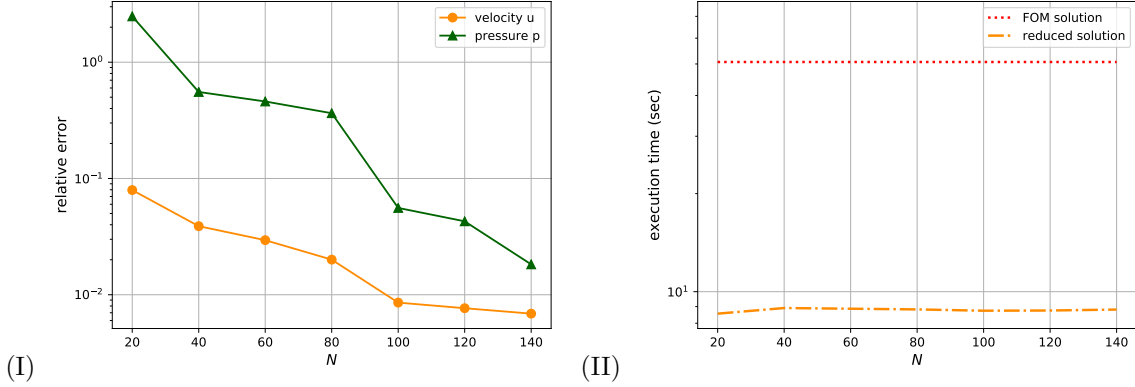


FIGURE 9. Visualization of the results for the case of geometrical parametrization with a three-dimensional parameter space. On the left plot are depicted the relative errors for velocity and pressure. On the right plot we report the execution times of the reduced order problem for one random parameter value. In both plots, results are reported for various number of modes.

be found in Appendix A. Both the full-order and the ROM simulation were run in serial on an Intel® Core™ i7-4770HQ 3.70GHz CPU.

## 5. CONCLUSIONS AND FUTURE DEVELOPMENTS

We have introduced a geometrically parametrised ROM model emulator of the two-dimensional Navier–Stokes equations, of much reduced computational cost. The ROM model evaluation through numerical tests shows good convergence properties and low errors. Comparing with high-fidelity solutions, numerical ROM errors improve with the increase of the size of training data and of the number of basis components. As future perspectives, we indicate applications to the time dependent Navier–Stokes systems, fluid structure interaction problems, and shallow water flows. Additionally, from the model reduction point of view, we will pursue further developments in hyper-reduction techniques [64, 65, 66, 63] and transportation methodologies [29].

## ACKNOWLEDGMENTS

This research has been supported by the U.S. Department of Energy, Office of Science, Advanced Scientific Computing Research under Early Career Research Program Grant SC0012169 and the Army Research Office (ARO) under Grant W911NF-18-1-0308, the HFRI and GSRT under grant agreement

Snapshots:	900	
Modes	relative error	
$N$	$\mathbf{u}$	$p$
20	5.2407257	46.628631
40	0.0699833	0.3109475
60	0.0537041	0.2613186
80	0.0374247	0.2116895
100	0.0107190	0.0365011
120	0.0093516	0.0237161
140	0.0062227	0.0132555

TABLE 3. Supremizers “inf-sup” condition enrichment: Relative error between the full-order solution and the reduced basis solution for velocity and pressure in the case of the geometrical parametrization with a three-dimensional parameter space. Results are reported for different dimensions of the reduced basis spaces.

No 1115, the European Research Council Executive Agency by means of the H2020 ERC Consolidator Grant project AROMA-CFD “Advanced Reduced Order Methods with Applications in Computational Fluid Dynamics” - GA 681447, (PI: Prof. G. Rozza), INdAM-GNCS-2019, and by project FSE - European Social Fund - HEaD “Higher Education and Development” SISSA operazione 1, Regione Autonoma Friuli - Venezia Giulia.

#### APPENDIX A

In this appendix we explore the experiment as described in Section 4.2. We will justify why in all previous experiments we did not use any additional RB stabilization, verifying numerically that the SUPG and PSPG stabilization which is applied on the high fidelity solver is strongly propagating through the reduced basis construction procedure to the reduced level. In contrast, we refer the interested reader to the classical works of [35, 33, 57, 58] where the reduced solution stabilization is deemed necessary. Subsequently, we introduce the basics related to the stability issues that could appear in the offline and online stage. In the full order method stage it is well known that the spaces have to satisfy the, also parametric in our case, Ladyzhenskaya-Brezzi-Babuska “inf-sup” condition see e.g. [67]. In particular, it is required that there should exist a constant  $\beta > 0$ , independent to the discretization parameter  $h$ , such that

$$\inf_{0 \neq q \in Q_h} \sup_{0 \neq \mathbf{v} \in \mathbf{V}_h} \frac{\langle \nabla \cdot \mathbf{v}, q \rangle}{\|\nabla \mathbf{v}\| \|q\|} \geq \beta > 0.$$

In the present work this condition is fulfilled for the high fidelity solution through the SUPG and PSPG stabilization. Even if, the offline stage and the snapshots are realized and computed by a stabilized numerical method, it is not guaranteed that this stability is preserved onto the reduced basis spaces [33, 51, 35]. Next we briefly introduce the “inf-sup” condition enforcement in the reduced level using supremizers, we illustrate the relative errors results and we are comparing them with the case without supremizers enrichment. Within this approach, the velocity supremizer basis functions  $\mathbf{L}_{\text{sup}} = [\boldsymbol{\eta}_1, \dots, \boldsymbol{\eta}_{N_{\text{sup}}^r}] \in \mathbb{R}^{N_u^h \times N_{\text{sup}}^r}$  are constructed and added to the reduced velocity space (see Section 3.1) which is finally transformed into

$$\tilde{\mathbf{L}}_u = [\boldsymbol{\varphi}_1, \dots, \boldsymbol{\varphi}_{N_u^r}, \boldsymbol{\eta}_1, \dots, \boldsymbol{\eta}_{N_{\text{sup}}^r}] \in \mathbb{R}^{N_u^h \times (N_u^r + N_{\text{sup}}^r)}.$$

To obtain the latter enrichment for each pressure basis function  $\chi_i$  the auxiliary “supremizer” problem:

$$\Delta \mathbf{s}_i = -\nabla \chi_i \text{ in } \mathcal{D}(\mu^i), \quad \mathbf{s}_i = \mathbf{0} \text{ on } \Gamma(\mu^i)$$

is solved with an SBM Poisson solver starting from the parameter value  $\mu^i$ . For each pressure basis function the corresponding supremizer element can be found and the solution  $\mathbf{s}_i$  permits the realization of the “inf-sup” condition.

We emphasize that the above supremizer basis functions do not depend on the particular pressure basis functions and on the geometrical parameters, they are computed during the offline phase, and their calculation is based on the pressure snapshots. Obviously, if someone compares the Table 3 with Table 2 and examines their visualization in Figure 10, supremizers drove the reduced solution to slightly worse velocity results and slightly improved pressure results. So, the supremizers did

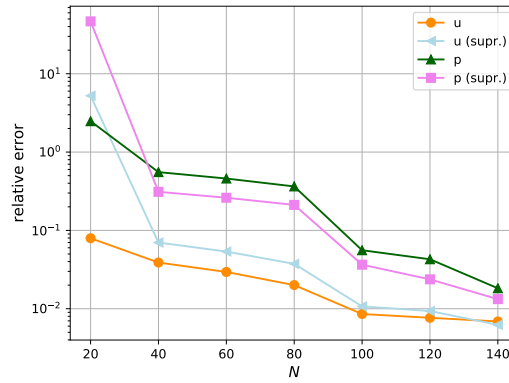


FIGURE 10. Supremizers “inf-sup” condition enrichment: Visualization of the relative errors for velocity and pressure for the case with geometrical parametrization and a three-dimensional parameter space for various number of modes.

not substantially improved the errors and this is the reason that we avoided their application. In our opinion, this phenomenon is a consequence of the incremental iterative formulation in the offline solver, which preserves the effects of the SUPG and PSPG stabilization in the reduced model and allows an inf-sup stable reduced basis.

## REFERENCES

1. C. S. Peskin, Flow patterns around heart valves: A numerical method, *Journal of Computational Physics* 10 (2) (1972) 252 – 271.
2. C. H. Wu, O. M. Faltinsen, B. F. Chen, Time-Independent Finite Difference and Ghost Cell Method to Study Sloshing Liquid in 2D and 3D Tanks with Internal Structures, *Communications in Computational Physics* 13 (3) (2013) 780–800.
3. V. Pasquariello, G. Hammerl, F. Örley, S. Hickel, C. Danowski, A. Popp, W. A. Wall, N. A. Adams, A cut-cell finite volume – finite element coupling approach for fluid–structure interaction in compressible flow, *Journal of Computational Physics* 307 (2016) 670 – 695.
4. P. Tucker, Z. Pan, A Cartesian cut cell method for incompressible viscous flow, *Applied Mathematical Modelling* 24 (8) (2000) 591 – 606.
5. E. M. Kolahdouz, A. P. S. Bhalla, B. A. Craven, B. E. Griffith, “An Immersed Interface Method for Faceted Surfaces”, arXiv preprint arXiv:1812.06840v2, 2018.
6. Z. Li, M.-C. Lai, The Immersed Interface Method for the Navier–Stokes Equations with Singular Forces, *Journal of Computational Physics* 171 (2) (2001) 822 – 842.
7. W. Bo, J. W. Grove, A volume of fluid method based ghost fluid method for compressible multi-fluid flows, *Computers & Fluids* 90 (2014) 113 – 122.
8. R. P. Fedkiw, *The Ghost Fluid Method for Numerical Treatment of Discontinuities and Interfaces*, Springer US, Boston, MA, 2001, pp. 309–317.
9. B. Maury, Numerical analysis of a finite element/volume penalty method, *SIAM Journal on Numerical Analysis* 47 (2) (2009) 1126–1148.
10. D. Shirokoff, J.-C. Nave, A Sharp-Interface Active Penalty Method for the Incompressible Navier–Stokes Equations, *Journal of Scientific Computing* 62 (1) (2015) 53–77.
11. B. Maury, *Numerical Analysis of a Finite Element/Volume Penalty Method*, Springer Netherlands, Dordrecht, 2008, pp. 167–185.
12. E. Burman, S. Claus, P. Hansbo, M. Larson, A. Massing, CutFEM: Discretizing geometry and partial differential equation, *Numerical Methods in Engineering* 104 (7) (2014) 472–501.
13. A. Main, G. Scovazzi, The shifted boundary method for embedded domain computations. Part I: Poisson and Stokes problems, *Journal of Computational Physics* 372 (2018) 972–995.
14. A. Main, G. Scovazzi, The shifted boundary method for embedded domain computations. Part II: Linear advection-diffusion and incompressible Navier–Stokes equations, *Journal of Computational Physics* 372 (2018) 996–1026.
15. T. Song, A. Main, G. Scovazzi, M. Ricchiuto, The shifted boundary method for hyperbolic systems: Embedded domain computations of linear waves and shallow water flows, *Journal of Computational Physics* 369 (2018) 45–79.
16. R. Mittal, G. Iaccarino, Immersed boundary methods, *Annual Review of Fluid Mechanics* 37 (1) (2005) 239–261.
17. F. Sotiropoulos, X. Yang, Immersed boundary methods for simulating fluid–structure interaction, *Progress in Aerospace Sciences* 65 (2014) 1 – 21.
18. W. Kim, H. Choi, Immersed boundary methods for fluid–structure interaction: A review, *International Journal of Heat and Fluid Flow* 75 (2019) 301 – 309.
19. L. Ge, F. Sotiropoulos, A Numerical Method for Solving the 3D Unsteady Incompressible Navier–Stokes Equations in Curvilinear Domains with Complex Immersed Boundaries, *Journal of computational physics* 225 (2007) 1782–1809.



20. T. Renaud, C. Benoit, S. Peron, I. Mary, N. Alferez, American Institute of Aeronautics and Astronautics, 2019, Ch. Validation of an immersed boundary method for compressible flows.
21. Y. Cai, S. Wang, J. Lu, S. Li, G. Zhang, Efficient immersed-boundary lattice Boltzmann scheme for fluid-structure interaction problems involving large solid deformation, *Phys. Rev. E* 99 (2019) 023310.
22. T. Frachon, S. Zahedi, A cut finite element method for incompressible two-phase Navier–Stokes flows, *Journal of Computational Physics* 384 (2019) 77 – 98.
23. S. Claus, P. Kerfriden, A CutFEM method for two-phase flow problems, *Computer Methods in Applied Mechanics and Engineering* 348 (2019) 185 – 206.
24. F. Heimann, C. Engwer, O. Ippisch, P. Bastian, An unfitted interior penalty discontinuous Galerkin method for incompressible Navier–Stokes two-phase flow, *International Journal for Numerical Methods in Fluids* 71 (3) (2013) 269–293.
25. J. Hesthaven, G. Rozza, B. Stamm, Certified Reduced Basis Methods for Parametrized Partial Differential Equations, SpringerBriefs in Mathematics, Springer International Publishing, 2016.
26. A. Quarteroni, A. Manzoni, F. Negri, Reduced Basis Methods for Partial Differential Equations, Vol. 92, UNITEXT/La Matematica per il 3+2 book series, Springer International Publishing, 2016.
27. F. Chinesta, A. Huerta, G. Rozza, K. Willcox, John Wiley & Sons, 2017, Ch. Model Reduction Methods, pp. 1–36.
28. P. Benner, M. Ohlberger, A. Patera, G. Rozza, K. Urban, Model Reduction of Parametrized Systems, Vol. 17 of MS&A series, Springer, 2017.
29. E. Karatzas, F. Ballarin, G. Rozza, Projection-based reduced order models for a cut finite element method in parametrized domains, accepted for publication (2019), arXiv preprint, arXiv:1901.03846.
30. E. Karatzas, G. Stabile, N. Atallah, G. Scovazzi, G. Rozza, A reduced order approach for the embedded shifted boundary FEM and a heat exchange system on parametrized geometries, *International Union of Theoretical and Applied Mechanics, Symposium on Model order reduction of coupled systems*, Springer, in press (2019), arXiv preprint arXiv:1807.07753.
31. E. Karatzas, G. Stabile, L. Nouveau, G. Scovazzi, G. Rozza, A reduced basis approach for PDEs on parametrized geometries based on the shifted boundary finite element method and application to a Stokes flow, *Computer Methods in Applied Mechanics and Engineering* 347 (2019) 568 – 587.
32. E. Karatzas, G. Rozza, Reduced Order Modeling and a stable embedded boundary parametrised Cahn-Hilliard phase field system based on cut finite elements, in preparation (2019).
33. G. Rozza, K. Veroy, On the stability of the reduced basis method for Stokes equations in parametrized domains, *Computer Methods in Applied Mechanics and Engineering* 196 (7) (2007) 1244–1260.
34. G. Rozza, Reduced basis methods for Stokes equations in domains with non-affine parameter dependence, *Computing and Visualization in Science* 12 (1) (2009) 23–35.
35. F. Ballarin, A. Manzoni, A. Quarteroni, G. Rozza, Supremizer stabilization of POD-Galerkin approximation of parametrized steady incompressible Navier–Stokes equations, *International Journal for Numerical Methods in Engineering* 102 (5) (2015) 1136–1161.
36. G. Rozza, D. B. P. Huynh, A. Manzoni, Reduced basis approximation and a posteriori error estimation for Stokes flows in parametrized geometries: Roles of the inf-sup stability constants, *Numerische Mathematik* 125 (1) (2013) 115–152.
37. G. Rozza, D. Huynh, A. Patera, Reduced basis approximation and a posteriori error estimation for affinely parametrized elliptic coercive partial differential equations: Application to transport and continuum mechanics, *Archives of Computational Methods in Engineering* 15 (3) (2008) 229–275.
38. J. Freund, R. Stenberg, Proceedings of the ninth international conference finite elements in fluids, 1995, Ch. On weakly imposed boundary conditions for second order problems., pp. 327–336.
39. E. Burman, M. A. Fernandez, P. Hansbo, Continuous interior penalty finite element a method for Oseen’s equations, *Comput. Methods Appl. Mech. Eng.* 44 (3) (2006) 1248–1274.
40. E. Burman, M. Fernandez, Continuous interior penalty finite element method a for the time-dependent Navier–Stokes equations: space discretization and convergence, *Numerische Mathematik* 107 (2007) 39–77.
41. T. J. R. Hughes, G. Scovazzi, L. P. Franca, Multiscale and Stabilized Methods, American Cancer Society, 2017, pp. 1–64.
42. A. Brooks, T. Hughes, Streamline upwind/petrov-galerkin formulations for convection dominated flows with particular emphasis on the incompressible navier-stokes equations, *Comput. Methods Appl. Mech. Eng.* 32 ((1-3)) (1982) 199–259.
43. G. Stabile, F. Ballarin, G. Zuccarino, G. Rozza, A reduced order variational multiscale approach for turbulent flows, *Advances in Computational Mathematics* (2019) 1–20.
44. G. Rozza, Reduced Basis Methods for Elliptic Equations in subdomains with A-Posteriori Error Bounds and Adaptivity, *App. Num. Math.* 55 (4) (2005) 403–424.
45. M. Balajewicz, C. Farhat, Reduction of nonlinear embedded boundary models for problems with evolving interfaces, *Journal of Computational Physics* 274 (2014) 489–504.
46. K. Veroy, C. Prud’homme, A. Patera, Reduced-basis approximation of the viscous Burgers equation: rigorous a posteriori error bounds, *Comptes Rendus Mathematique* 337 (9) (2003) 619–624.
47. M. Grepl, Y. Maday, N. Nguyen, A. Patera, Efficient reduced-basis treatment of nonaffine and nonlinear partial differential equations, *ESAIM: M2AN* 41 (3) (2007) 575–605.
48. A. Quarteroni, G. Rozza, Numerical solution of parametrized Navier–Stokes equations by reduced basis methods, *Numerical Methods for Partial Differential Equations* 23 (4) (2007) 923–948.
49. M. Grepl, A. Patera, A posteriori error bounds for reduced-basis approximations of parametrized parabolic partial differential equations, *ESAIM: M2AN* 39 (1) (2005) 157–181.
50. A. Caiazzo, T. Iliescu, V. John, S. Schyschlowa, A numerical investigation of velocity-pressure reduced order models for incompressible flows, *Journal of Computational Physics* 259 (2014) 598–616.



51. A. Gerner, K. Veroy, Certified Reduced Basis Methods for Parametrized Saddle Point Problems, *SIAM Journal on Scientific Computing* 34 (5) (2012) A2812–A2836.
52. A. Iollo, S. Lanteri, J.-A. Désidéri, Stability Properties of POD–Galerkin Approximations for the Compressible Navier–Stokes Equations, *Theoretical and Computational Fluid Dynamics* 13 (6) (2000) 377–396.
53. I. Akhtar, A. Nayfeh, C. Ribbens, On the stability and extension of reduced-order Galerkin models in incompressible flows, *Theoretical and Computational Fluid Dynamics* 23 (3) (2009) 213–237.
54. M. Bergmann, C.-H. Bruneau, A. Iollo, Enablers for robust POD models, *Journal of Computational Physics* 228 (2) (2009) 516–538.
55. S. Sirisup, G. Karniadakis, Stability and accuracy of periodic flow solutions obtained by a POD-penalty method, *Physica D: Nonlinear Phenomena* 202 (3–4) (2005) 218–237.
56. L. Fick, Y. Maday, A. Patera, T. Taddei, A Reduced Basis Technique for Long-Time Unsteady Turbulent Flows, *arXiv preprint arXiv:1710.03569* (2017).
57. G. Stabile, G. Rozza, Finite volume POD-Galerkin stabilised reduced order methods for the parametrised incompressible Navier-Stokes equations, *Computers & Fluids* 173 (2018) 273–284.
58. G. Stabile, S. Hijazi, A. Mola, S. Lorenzi, G. Rozza, POD-Galerkin reduced order methods for CFD using Finite Volume Discretisation: vortex shedding around a circular cylinder, *Communications in Applied and Industrial Mathematics* 8 (1) (2017) 210 – 236.
59. I. Kalashnikova, M. F. Barone, On the stability and convergence of a Galerkin reduced order model (ROM) of compressible flow with solid wall and far-field boundary treatment, *International Journal for Numerical Methods in Engineering* 83 (10) (2010) 1345–1375.
60. F. Chinesta, P. Ladeveze, E. Cueto, A Short Review on Model Order Reduction Based on Proper Generalized Decomposition, *Archives of Computational Methods in Engineering* 18 (4) (2011) 395.
61. A. Dumon, C. Allery, A. Ammar, Proper general decomposition (PGD) for the resolution of Navier–Stokes equations, *Journal of Computational Physics* 230 (4) (2011) 1387–1407.
62. K. Kunisch, S. Volkwein, Galerkin proper orthogonal decomposition methods for a general equation in fluid dynamics, *SIAM Journal on Numerical Analysis* 40 (2) (2002) 492–515.
63. G. Stabile, G. Rozza, Efficient Geometrical parametrization for finite-volume based reduced order methods, accepted, *arXiv preprint, arXiv:1901.06373*, 2019.
64. D. Xiao, F. F., A. Buchan, C. Pain, I. Navon, J. Du, G. Hu, Non linear model reduction for the Navier–Stokes equations using residual DEIM method, *Journal of Computational Physics* 263 (2014) 1–18.
65. M. Barrault, Y. Maday, N. Nguyen, A. Patera, An ‘empirical interpolation’ method: application to efficient reduced-basis discretization of partial differential equations, *Comptes Rendus Mathématique* 339 (9) (2004) 667–672.
66. K. Carlberg, C. Farhat, J. Cortial, D. Amsallem, The GNAT method for nonlinear model reduction: Effective implementation and application to computational fluid dynamics and turbulent flows, *Journal of Computational Physics* 242 (2013) 623 – 647.
67. D. Boffi, F. Brezzi, M. Fortin, *Mixed Finite Element Methods and Applications*, 1st Edition, Springer-Verlag Berlin Heidelberg, (2013).