

Improving User Specifications for Robot Behavior through Active Preference Learning: Framework and Evaluation.

Journal Title
 XX(X):1–15
 ©The Author(s) 2019
 Reprints and permission:
 sagepub.co.uk/journalsPermissions.nav
 DOI: 10.1177/ToBeAssigned
 www.sagepub.com/

SAGE

Nils Wilde, Alexandru Blidaru, Stephen L. Smith, Dana Kulić

Abstract

An important challenge in human robot interaction (HRI) is enabling non-expert users to specify complex tasks for autonomous robots. Recently, active preference learning has been applied in HRI to interactively shape a robot's behaviour. We study a framework where users specify constraints on allowable robot movements on a graphical interface, yielding a robot task specification. However, users may not be able to accurately assess the impact of such constraints on the performance of a robot. Thus, we revise the specification by iteratively presenting users with alternative solutions where some constraints might be violated, and learn about the importance of the constraints from the users' choices between these alternatives. We demonstrate our framework in a user study with a material transport task in an industrial facility. We show that nearly all users accept alternative solutions and thus obtain a revised specification through the learning process, and that the revision leads to a substantial improvement in robot performance. Further, the learning process reduces the variances between the specifications from different users and thus makes the specifications more similar. As a result, the users whose initial specifications had the largest impact on performance benefit the most from the interactive learning.

Keywords

Cognitive HRI, Motion Planning

1 Introduction

Mobile autonomous robots are being deployed in a growing number of applications, due to numerous technical advancements in robot capabilities. Despite these advancements in robot autonomy and capability, specifying the robots' task still requires a high level of expertise, which often hinders their acceptance in practice (Villani et al. 2018). Consequently, a key challenge in the field of human robot interaction (HRI) is enabling a broader range of users to supervise robots.

This requires more than the design of intuitive interfaces for robot programming. Autonomous robots make decisions on their own on how to achieve an objective; supervising and directing their behaviour therefore usually demands a deeper understanding of robotics from the user. Thus, new methodologies in HRI that combine accessible interfaces with algorithms to help a novice efficiently use the robot's capabilities are required. This would enable the deployment of robots in more wide-ranging scenarios, especially dynamic settings where robots are required to make autonomous decisions in accordance with human interests.

Research in HRI with non-expert users usually focuses on only one of these two aspects: For instance, (Shaikh and Goodrich 2017; Srinivas et al. 2013) investigates how user interfaces can be made more intuitive. Revising initial specifications is studied for specification languages in (Vasile et al. 2017; Hauser 2014) while active preference learning for robotic behavior is discussed in (Daniel et al. 2014; Sadigh et al. 2017; Holladay et al. 2016).

The novelty of our work is (1) the integration of a specification interface and specification revision via learning, (2) a learning approach that can obtain improvements with few user interactions on complex tasks, and (3) a validation on a realistic scenario with users.

After users initially provide a specification for how a robot should behave in an environment, we then present them with a visualization of the resulting robot motions, together with alternatives based on a modified specification. Users choose between the alternatives, enabling the learning mechanism to refine their specification. This approach helps especially inexperienced users to deploy robots more efficiently.

We validate the framework in a user study and show that, using our proposed framework, users accept alternative paths and obtain revised specifications which improve the robot's performance by 14% on average, within at most 20 user interactions. Further, we show that while initially provided specifications vary largely between users, the learning interaction results in specifications that are more similar. We observe that it is especially those users whose constraints initially drastically affect performance, who benefit most from the interaction.

Nils Wilde, Alexandru Blidaru and Stephen L. Smith are with the Department of Electrical and Computer Engineering, University of Waterloo, Waterloo ON, N2L 3G1 Canada (nwilde@uwaterloo.ca; alex.blidaru@edu.uwaterloo.ca; stephen.smith@uwaterloo.ca). Dana Kulić is with the University of Waterloo, Waterloo ON, N2L 3G1 Canada and also with Monash University, Melbourne, Vic. 3800, Australia (dana.kulic@uwaterloo.ca).

We consider an industrial facility where the work space is shared between pedestrians, human-operated vehicles, and autonomous vehicles. While mobile robots are capable of navigating safely given a description of the environment, their choice of routes might not fit the preferences and established rules of humans. Without a further specification, robots are unaware of the context, e.g. areas that are designated for vehicles or areas where robot traffic is undesired. Additionally, the behaviour of autonomous vehicles can appear unpredictable to humans.

To address these issues, our framework allows users to specify a set of traffic rules to guide robots in such environments. In current industrial practice such rules for robot behaviour are designed by trained personnel (OTTO Motors 2016). We propose an approach for revising specifications through learning to enable inexperienced users to create efficient specifications. In our previous work (Blidaru et al. 2018) we designed a GUI where a user can specify traffic rules such as one- and two-way roads, areas of avoidance and reduced speed zones by graphically defining polygons on the map of the environment (we synonymously refer to the user defined traffic rules as user constraints). However, users of such systems might be oblivious to the impact the specification has on the task performance; strictly following the traffic rules potentially leads to large increases in task completion time. Thus, users might be willing to accept the violation of some of their constraints when it is sufficiently beneficial for the task performance, i.e., the task completion time. In (Wilde et al. 2018) we capture this trade-off by assigning a weight to each constraint, describing the time saving for which violation is acceptable. To reduce the burden on the user, we do not require them to specify these weights, but propose an active learning framework to gain information about the weights through interaction. For a specific task requiring a robot to navigate between a start and goal, we iteratively present the user with two alternative paths the robot could take, illustrated in Figure 1. The user then chooses between these alternatives. Based on the constraints that are violated by the two paths and their respective traversal times, we learn the relative importance of constraints.

An initial specification assumes that no traffic rules are allowed to be violated. This allows for computing a path that strictly follows the defined rules, shown in Figure 1 (a). Through active learning we try to revise the specification and improve the performance. We extend our work in (Wilde et al. 2018) to consider multiple start-goal tasks. In each iteration of user interaction the preferred path becomes the best path so far. If the same task is presented to the user in a later interaction, the previously preferred path constitutes one of the two alternatives. This corresponds to a user-on-the-loop framework: the current best path can already be executed as the user approved it previously. Depending on the user feedback, the violation of some rules might be acceptable for a certain time benefit. In the example in Figure 1 we show a revised specification following the active learning process, which decreases the task time. Thereby, one speed limit zone has become less important and three roads are rewarded less, such that the robot traverses through the free space, and a one-way road is effectively removed from the specification.

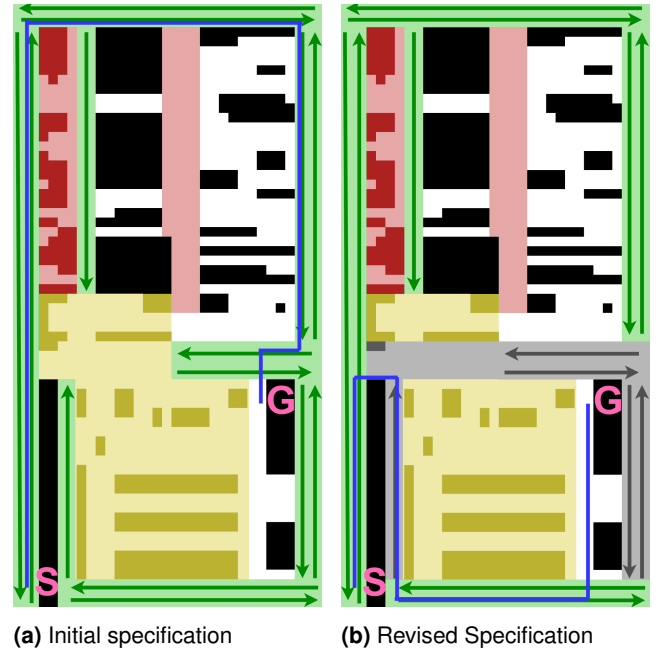


Figure 1. Example environment (white) with obstacles (black), user defined constraints and a task start and goal locations. Roads are drawn in green with an arrow indicating the direction. Speed limit zones where only half the maximum speed is allowed are drawn in yellow, while areas of avoidance are illustrated in red. In **a** we see the initial path respecting all user constraints and preferring roads. Following the user interaction, we obtained the revised specification in **b**, in which some of the constraints are less important to the user. Thus the shortest path for the given task is significantly shorter, at the cost of a violated speed limit zone, and a violated road zone.

1.1 Contributions

We extend our previously introduced active learning system (Wilde et al. 2018) to more complex scenarios consisting of multiple tasks. Thus, the learning algorithm considers two aspects: the task to learn about, and the paths to present to the user for each task. We present an algorithm that evaluates this choice based on the path that results in the largest potential performance increase, and a methodology to combine information learned from user feedback for different tasks. Further, we combine the learning with our GUI from (Blidaru et al. 2018) into a framework for robot task specification for inexperienced users. After users initially provide a specification consisting of a set of traffic rules for a mobile robot, their specification is revised using preference learning to yield a more efficient solution. Our second contribution is the evaluation of our framework in a user study. The performance of the learning system was previously demonstrated for single tasks in simulations (Wilde et al. 2018). In this paper we demonstrate the practicality of the multi-task learning system when used by human operators. We show that, given a fixed budget of 20 user interactions, we are able to substantially improve the quality of user specifications. Further, we use the metrics introduced in (Blidaru et al. 2018) to systematically evaluate the quality of the specifications provided by users and the revisions obtained through the learning process.

The rest of the paper is structured as follows: In Section 2 we review related work before Section 3 introduces the problem statement, briefly reviews our previous work and presents theoretical extensions. Section 4 describes the scenario and procedure of the user study and introduces our main hypotheses, while Section 5 reports the results. We conclude with a discussion and outlook on future work in Section 6.

2 Related Work

Methods for task specification for autonomous systems can be categorized into three groups: specifications obtained from experts, revision of specifications and interactive learning.

2.1 Specifications obtained from experts

First we review methods for task specification where an expert operator specifies a robot task by either defining reward functions, providing optimal demonstrations or using a specification language. In the first method, reward functions are used to describe the high-level behaviour for the robot, which then learns the appropriate policy using reinforcement learning (RL) (Kober et al. 2015; Smart and Pack Kaelbling 2002). A user defined reward function maps the system states to a numerical value, expressing how desired that state is. This reward function corresponds to a high-level specification for how the robot should behave; through RL the robot then finds a policy that maximizes the reward. RL has been extensively studied as a tool to realize a high level description of a robot's behaviour (Kober et al. 2015). For instance, Smart and Pack Kaelbling (2002) and Stone et al. (2005) apply RL in the domain of mobile robots and robots competing in soccer games. In both examples the reward function is designed by a human expert. The practicality of RL approaches has also been investigated in field studies (Knox et al. 2013). However, specifying reward functions usually requires a high level of expertise and can be unintuitive.

The field of learning from demonstration (LfD) uses expert demonstrations for robot programming (Billard et al. 2016; Argall et al. 2009). Applications range from high-level task specification (Ekval and Kragic 2008) to the definition of precise actions such as grasping (Lin et al. 2012) or manipulation trajectories (Akgun et al. 2012). A common technique in LfD systems is inverse reinforcement learning (IRL) (Abbeel and Ng 2004). The setting is similar to RL; however, the reward function is unknown. When using IRL in LfD, the objective is to learn how the robot should behave. Demonstrations are provided by a human expert; it is assumed that the human maximizes an internal reward function (Ziebart et al. 2008; Abbeel and Ng 2004). From multiple demonstrations the learning system tries to recover that reward function in order to imitate the behaviour. The reward function is often modelled as a linear combination of pre-defined features; the problem then consists of learning the weights for all features (Ziebart et al. 2008). However, in practice LfD faces challenges when demonstrating the desired behaviour requires a high level of expertise (Wilson et al. 2012) or a large number of examples (Christiano et al. 2017). Specification languages such as linear temporal logic

(LTL) (Bhatia et al. 2010) allow for abstract specifications, for instance "First, visit region A and B, then go to C and finally visit D". In order to reduce the burden on the user, Srinivas et al. (2013) proposes a GUI for LTL mission planning, while Finucane et al. (2010) designs a framework for using natural language to provide LTL specifications.

Our research closely relates to the IRL problem: We want to learn a user's cost function for the constraints they specified, i.e., their importance. Any path that is generated between the start and goal location could be described by a set of features, including ones that describe the violation of constraints. Then, learning about the importance of constraints is analogous to recovering a user reward function based on these features.

2.2 Revision of specifications

The second approach takes into consideration that demonstrations and specifications – especially when provided prior to the robot executing the task – might be sub-optimal. In the field of LTL, the works of Lahijanian and Kwiatkowska (2016) and Karlsson et al. (2018) both revise an initial specification if it leads to sub-optimal outcomes or is infeasible. In a general motion planning problem on some configuration space with spatial obstacles, Hauser (2014) considers the case when no feasible path exists. The minimal constraint removal problem then finds the biggest subset of obstacles such that a feasibility is re-attained.

The concept of revising initial specifications is also applied to LfD. The work of Niekum et al. (2013) automatically segments the tasks and then efficiently asks for additional demonstrations when needed. Moreover, Grollman and Billard (2011) focuses on failed demonstrations. Instead of imitating the human, the learning system tries to avoid repeating the mistakes the operator made.

In a comparable fashion, we receive a set of constraints from a user. We initially set high weights for all constraints such that the resulting path respects all user constraints to yield an initial specification. However, we assume that such a path might not necessarily be optimal as some constraint violations might be allowable. The user agreeing to the violation of a constraint can be thought of as relaxing the constraint in question, which then leads to a revised specification.

2.3 Active Preference Learning

More recently, research has focused on defining the desired behaviour of a robot interactively (Daniel et al. 2014; Sadigh et al. 2017; Somers and Hollinger 2016; León et al. 2013; Christiano et al. 2017; Laird et al. 2017). In active preference learning, users are presented with possible solutions for a defined problem. When they choose between alternatives, the autonomous system learns about their preferences and iteratively improves its strategy. Interactive task specification addresses several drawbacks of the previously discussed techniques. For instance, asking a user for demonstrations is not always desirable, as human demonstrations can be infeasible, e.g. in swarm robotics

(Akrou et al. 2012), difficult to provide (Daniel et al. 2014; Abbeel and Ng 2004), the amount of necessary demonstrations may be prohibitively large (Christiano et al. 2017) or the demonstration itself requires a high level of expertise (Daniel et al. 2014). Providing rich and precise specifications prior to a robot executing a task might also be challenging and more prone to inaccuracies (Abbeel and Ng 2004). Interactive task specification also improves ease of use by reducing the information required from the user up front. Instead of asking the user for a complete specification in the beginning or demanding numerous demonstrations, robot tasks can be learned in an iterative, interactive way. The work of León et al. (2013); Christiano et al. (2017) addresses these challenges by integrating user feedback into RL systems. Also focusing on RL for autonomous robots, Krening and Feigh (2018) investigate how different interactive learning algorithms are accepted by users and show that users perceive action advice as more effective than action critique in a study with 24 participants. Christiano et al. (2017) apply user interaction to RL. Instead of using human feedback as a reward function user are asked for their pair-wise preference for possible trajectories. This allows to drastically reduce the amount of necessary user interaction.

Recently, numerous contributions to interactive task specification have been made in the field of active preference learning, combining techniques from preference elicitation (Guo and Sanner 2010; Golovin et al. 2010) and active learning (Jain et al. 2015; Sadigh et al. 2017). The problem of preference elicitation considers a set of hypotheses, tests and outcomes. By performing tests, some hypotheses become inconsistent with the observed outcomes and are rejected. This can be applied to a robot task specification: Hypotheses are possible reward functions of the user. Tests correspond to presenting the user with alternative solutions based on these reward functions, while observations are the user's selections. The user's internal reward function is then learned by iteratively ruling out reward functions that become inconsistent with the user's choices.

Active learning allows the learner to decide what query, i.e., what set of alternative solutions the user is presented with next. Daniel et al. (2014) present a framework where experts rank the performance of a demonstrated grasping task. In Sadigh et al. (2017) and Basu et al. (2018), trajectories for a dynamical system are presented to the user, who then chooses one of two alternatives. Iteratively, weights for trajectory features are learned and an optimal solution is found. Sadigh et al. (2017) validate their work in simulation and in a small user study (10 participants). In both experiments the user model is based on 5 predefined features. While the simulations demonstrated the convergence of their algorithm over 200 iterations, the user study showed subjective improvements over 10 iterations. The subsequent work of Basu et al. (2018) with richer user feedback is supported by another study with 10 participants that interacted with the learning system for 20 iterations.

Our framework is based on active preference learning. We query the user about their preference for alternative paths and learn about the importance of user constraints from their feedback. However, in our case the set of hypotheses is the

set of all possible paths between the start and goal, which is not directly given. When planning on a graph, finding the set of all paths from start to goal is known to be a #P-complete problem (Valiant 1979). Other work in the field of active preference learning often focuses on user preferences about the robot's behaviour itself, e.g., (Sadigh et al. 2017). In contrast, we consider user preferences about the environment the robot acts in. Moreover, in our scenario we have explicit prior information about the user's preferences. We assume they follow two objectives: minimizing time and only allowing constraint violation when sufficiently beneficial. This may allow us to design strategies for presenting the alternative paths that are either greedily maximizing the potential information gain or that are likely to be accepted by the user.

2.4 Metrics of User performance

Finally, our metrics to quantify the impact of user specifications relate to work on measuring the effects of altering a robot's operating environment. Crandall et al. (2005) and Lampe and Chatila (2006) have suggested correlations between the complexity of the robot operating environment and its performance. Multiple methods for measuring complexity have been proposed. In Crandall et al. (2005); Crandall (2003); Crandall and Goodrich (2003, 2002) it was suggested that complexity be determined by approximating the branching factor and amount of clutter in the environment. The work of Lampe and Chatila (2006); Yang and Anderson (2011); Anderson and Yang (2007) proposes a technique rooted in information theory to determine the robot operating environment, with Lampe and Chatila (2006) measuring entropy based on obstacle density, while Yang and Anderson (2011); Anderson and Yang (2007) used the number of accessible neighbours at every location in the motion graph. Additionally, Anderson and Yang (2007) proposes a secondary complexity measure based on the distribution of obstacle types and the compressability of the environment. In Young et al. (2017), the measurement of complexity was extended from a binary distribution of local obstacles to a continuous one, enabling the use of dynamic obstacles.

Our approach uses the work of Anderson and Yang (2007) to compute an entropy-based complexity of the user specifications. The entropy directly correlates with the number of movement-related decisions that the robot will need to make throughout the environment. User specifications tend to decrease the entropy of the environment, and thus increase the predictability of the robot's behaviour, by prescribing to the robot how to make decisions. With our focus in warehouse industrial robots, there is a need to ensure an adequate level of predictability in robot behaviour, so as to avoid negatively impacting the user's trust and opinion of the robot (Yagoda and Gillan 2012).

3 Proposed Approach

3.1 Preliminaries

Using definitions from Korte and Vygen (2007), a multi-graph is a triple $G = (V, E, \Psi)$, where the function $\Psi : E \rightarrow \{(v, w) \in V \times V : v \neq w\}$ associates each edge with an ordered pair of vertices. Given a vertex v we call a vertex w a neighbour of v if v is the start and w the endpoint of an edge in G . We denote the set of all neighbours of v as $\mathcal{N}(v)$. Multiple edges are allowed to connect the same ordered pair of vertices and are then called parallel. In our problem we consider doubly weighed multi-graphs of the form $G = (V, E, \Psi, c_1, c_2)$, where c_1 and c_2 are independent weight functions, each associating a real number to each edge of the graph: $c_i : E(G) \rightarrow \mathbb{R}$ for $i \in \{1, 2\}$.

A walk between two vertices v_1 and v_{k+1} on a graph G is a finite sequence of vertices and edges $v_1, e_1, v_2, e_2, \dots, e_k, v_{k+1}$ where e_1, e_2, \dots, e_k are distinct. A path $P_{v_1, v_{k+1}}$ between two vertices v_1 and v_{k+1} is defined as a graph $(\{v_1, v_2, \dots, v_{k+1}\}, \{e_1, e_2, \dots, e_k\})$ where $v_1, e_1, v_2, e_2, \dots, e_k, v_{k+1}$ is a walk. On a weighted graph, the cost of a path is defined as $c(P) = \sum_{e \in P} c(e)$. In doubly weighted graphs we define two costs c_1 and c_2 where $c_1(P) = \sum_{e \in P} c_1(e)$, $c_2(P) = \sum_{e \in P} c_2(e)$.

Notation Vectors are written with bold, lower case letters, e.g., \mathbf{v} , we address elements of the vector with a subscript index v_i . A superscript index \mathbf{v}^i identifies a specific vector. Sets are denoted by upper case letters (G), matrices as bold upper case letters (\mathbf{A}).

3.2 Problem description

The proposed approach contains the following two components: First, having obtained a user specification, we use an extension of the active learning technique introduced in Wilde et al. (2018), to gain information about the importance of the user constraints, i.e., the user's preference between alternative paths. The technique is extended to allow its use with a multi-task scenario. Following this, we apply the metrics proposed in Blidaru et al. (2018) to evaluate the impact of the specification, and show how the learning system improves the quality of the robot's task performance.

3.3 Learning user preferences

Problem setup The learning system receives a description of the environment, the user specification and a set of tasks. The environment is considered to be static and is represented as a weighted strongly connected multigraph $G = (V, E, \Psi, t)$. The weight t on the graph encodes the time a robot requires to traverse an edge. We use parallel edges with different times to model speed. We extend our previous work from Wilde et al. (2018) and consider a set of ordered pairs $\{(s_1, g_1), (s_2, g_2), \dots\}$ where s_i and g_i are vertices on G . A single task consists of navigating from a start s_i to a goal g_i . On the environment map, the user specifies a set of constraints $\Gamma = \{\gamma_1, \gamma_2, \dots, \gamma_d\}$. Each constraint γ_k is a pair (E_k, w_k^*) , where E_k is a subset of the edges of G and w_k^* is a hidden user cost for the constraint. Notice that a road on the interface entails two constraints: A reward for using the road in the direction of travel and a penalty for

moving the wrong way. Consequently, a two way road maps to four constraints. To incorporate the user specification, we create a doubly weighted graph $G^\Gamma = (V, E, \Psi, t, w^*)$. For each edge e in G^Γ the second weight $w^*(e)$ is defined as the sum of all w_k^* that belong to a constraint containing e . Our objective is to find paths P_i^* between all s_i and g_i that are optimal with respect to

$$\min_{P_i} \sum_{e \in P_i} w^*(e) + t(e). \quad (1)$$

The true user weights w_k^* are latent, i.e., we do not ask the user to define w_k^* during the specification. Nonetheless, given estimates \hat{w}_k of the true user weights, we can also construct a doubly weighted multigraph \hat{G}^Γ . Moreover, the weights are defined in units of time, allowing us to pose the multi-objective optimization as an unweighted sum. To learn about the weights, we can query the user. In a query we present them with a pair of paths (P_i^1, P_i^2) for a selected start-goal pair (s_i, g_i) . Considering only pairs instead of more than two paths at a time is motivated by reducing the burden on the user, as choosing between numerous alternatives is more demanding (Jamieson and Nowak 2011).

Linear learning model Given a specification of d constraints, the latent user weights can be summarized as a column vector $\mathbf{w}^* \in \mathbb{R}_{\geq 0}^d$. Furthermore, a path P is described by the time it takes to traverse $t(P)$ and a vector $\phi \in \mathbb{Z}^d$ that indicates for each constraint $\gamma_k \in \Gamma$ how many edges in E_k are traversed by a path, i.e., $\phi_k(P) = |E(P) \cap E_k|$. The cost of a path is then written as $C(P) = \phi(P) \cdot \mathbf{w}^* + t(P)$.

In our terminology we distinguish *penalty* and *reward* constraints. Penalty constraints include the edges within an avoid zone, edges within a speed-limit zone where the traversal time does not correspond to obeying the speed limit and the edges going against the defined direction of travel in a one-way road. Reward constraints describe the edges that follow the direction of traffic on a road. In our convention, ϕ_i takes positive values for penalty constraints and negative values for reward constraints.

As \mathbf{w}^* is hidden, we initially only know that it is positive and finite; hence $0 \leq w_i^* \leq w_i^{\max}$ for sufficiently large values w_i^{\max} . For the penalty constraints, w_i^{\max} is set to the sum of all t_i for all edges e_i on the graph G . On the other hand, the rewards for following roads require a tight upper bound to avoid negative cycles. Let γ_i be a constraint containing edges that follow a road. To obtain the upper bound we choose the length of the shortest edge in the constraint, denoted by t_i^{\min} . Further, we subtract a small discount such that a path planner breaks ties in favor of paths using fewer edges: $w_i^{\max} = (1 - \epsilon)t_i^{\min}$ where $0 < \epsilon \ll 1$.

Let P^i and P^j be two paths. If the user prefers path P^i it implies that $C(P^i) \leq C(P^j)$. We can write this as a half-space in \mathbb{R}^d containing \mathbf{w}^*

$$\{\mathbf{w} \in \mathbb{R}_{\geq 0}^d | (\phi^i - \phi^j) \mathbf{w}^* \leq t^j - t^i\}. \quad (2)$$

Thus, obtaining user feedback allows us to iteratively learn inequality constraints on the user weights. We write the intersection of the learned half-spaces as a polyhedron

$$\mathcal{F} = \{\mathbf{w} \in \mathbb{R}_{\geq 0}^d | 0 \leq w_i \leq w_i^{\max}, \mathbf{A} \mathbf{w}^* \leq \mathbf{b}\}, \quad (3)$$

which we refer to as the *feasible space*. In [Wilde et al. \(2018\)](#) we have shown that the feasible space shrinks whenever new user feedback is obtained.

Equivalence Regions Finally, if a path is optimal with respect to equation (1) for two different vectors of weights w^i and w^j , we call w^i and w^j *equivalent*. This implies that there exist different possible weight configurations that are indistinguishable for the user in our setting, as the corresponding paths are equal. Consequently, we call a set of weights where all elements are *equivalent* to one another an *equivalence region*. This implies that we do not need to exactly determine w^* ; it is sufficient to find an estimate \hat{w} that is *equivalent* to w^* . The notion of equivalence weights and the resulting discretization of the weight space is key for the convergence of our algorithm, as shown in [Wilde et al. \(2018\)](#). In each iteration we pick a weight from the *feasible space* that is not equivalent to a weight with a corresponding path that has been previously presented to the user. Thus, each user feedback allows us to remove at least one equivalence region from the feasible space. The algorithm terminates if all weights in the feasible space lie in the same equivalence region, i.e., all remaining feasible weights are indistinguishable to the user. As the number of paths and therewith the number of equivalence regions is finite, our algorithm finds the optimal solution in a finite number of iterations.

3.4 Multiple tasks

We now detail how to extend our previous work to multiple tasks. In [Wilde et al. \(2018\)](#), the robot was required to traverse between only one start and goal, i.e., we considered only one task at a time. We now consider a set of points of interest in the environment yielding multiple start-goal pairs. In a multitask scenario, we learn about the constraints in each interaction round by obtaining feedback for a single task. We can combine the information from multiple rounds by intersecting the *feasible spaces* of all individual tasks. This leads to a *passive learning* effect: Obtaining feedback about a task (s_1, g_1) potentially affects the learning for another task (s_2, g_2) , as some weights corresponding to paths for (s_2, g_2) might no longer lie in the *feasible space*.

Further, we discuss how to choose a new pair of paths that we present to the user. First, we consider a single start-goal pair. In our framework, we iteratively improve the robot's path. Initially, we pick a path P^0 that is optimal for w^{\max} . Hence, P^0 follows the user specification, i.e., it does not violate any *avoid*- or *speed*-zones, does not traverse roads in the wrong direction and uses roads as much as possible. In each iteration we then present the user with the current best path and one alternative. If the user prefers the alternative it becomes the new current best path P^{best} . In [Wilde et al. \(2018\)](#) we presented two policies for finding a new alternative path, $\pi_{\text{vertexSearch}}$ and $\pi_{\text{minVertex}}$. Both perform a local search over the vertices of the current *feasible space*, similar to the pivot step in the simplex algorithm. While $\pi_{\text{vertexSearch}}$ starts at the weight of the current best path \hat{w}^{best} , its variation $\pi_{\text{minVertex}}$ starts at the minimal weight within the feasible space. This more greedy approach

showed a better performance in simulation; hence, we use the `minVertex` policy in the user study. The corresponding function `minVertex(·)` takes the following arguments: The current feasible space described by A and b , the number of new weights to be returned k , the set of weights that were presented in previous iterations \mathcal{W}_i and the current best estimate \hat{w}_i^{best} .

In the multiple task setting we additionally have to pick a start-goal pair for which we want to present new paths. We propose a simple policy for this in Algorithm 1. Let a learning instance l_i be the collection $(s_i, g_i, w_i^{\text{best}})$ for a task i where w_i^{best} is the weight vector corresponding to the current best path. Further, let L be the set containing all l_i for all tasks in the scenario. Given L and the current feasible space described by $Aw^* \leq b$, the algorithm iterates over all l_i and computes a new alternative path with the `minVertex` policy (line 4). Then, it selects the task, i.e., start-goal pair, where the time difference between the current best path and the tentative alternative is maximized (line 7). As a result the user is usually presented with those tasks for which the alternatives consist of very different paths in the first few iterations. After some user feedback is obtained, fewer paths are feasible and the respective weights are less different. Hence, in later iterations the two paths presented to the user become more similar.

Algorithm 1: Choose task for learning

Input: A, b, L
Output: l_{\max}

```

1 time_saving =  $-\infty$ 
2  $l^* = \emptyset$ 
3 for  $(s_i, g_i, w_i^{\text{best}})$  in  $L$  do
4   Pick  $P^1$  as the optimal path for  $\hat{w}_i^{\text{best}}$ 
5    $w_i^{\text{new}} = \text{minVertex}(A, b, 1, \mathcal{W}_i, \hat{w}_i^{\text{best}})$ 
6   Compute new path  $P^2$  for  $w_i^{\text{new}}$ 
7   if  $t(P^1) - t(P^2) > \text{time\_saving}$  then
8     time_saving =  $t(P^1) - t(P^2)$ 
9      $l^* = l_i$ 
10 return  $l^*$ 
```

In practice, the evaluation of Algorithm 1 can take significant computation time. We can approximate the selection of l_i by sampling a random subset L' of L and iterate over the elements in L' in line 2 of the algorithm.

Impact of learning on performance Note that the interactive learning does not guarantee improvements in the completion time of paths. Users accept alternative paths if they have a lower cost with respect to equation (1), which does not necessarily imply a lower time. Consider the simple example in Figure 2. Following the specification leads to the direct path P^{init} , shown in purple. However, a possible alternative enters into the avoid zone (shown in red), but also traverses along a user specified road (shown in green). The alternative path (shown in yellow) might have a lower cost with respect to the user preference. This effect becomes especially relevant in the multi-task setting due to *passive learning*: Obtaining feedback for paths between some s_1 and g_1 adds inequality constraints to the *feasible space*, which



Figure 2. Example for increase in task completion time. The initial specification results in path P^{init} , shown in purple. An alternative solution (yellow) might have a longer traversal time, but correspond better to the user preferences if they value the avoid zone as less important and prefer the use of the road.

then affects the optimal path between s_2 and g_2 . Relating back to the example from Figure 2, the user might not be presented with these two paths as the learning system might infer about the importance of the avoid zone from a different task. However, in the results of the user study we analyze the performance in detail and show that in practice, the interactive learning improves the performance for most users.

3.5 Metrics

To quantitatively measure the quality of specifications, two metrics are employed: *Entropy Ratio* and *Time Ratio*. Similar metrics were originally introduced and applied to user specifications as part of our earlier work in Blidaru et al. (2018).

Entropy Ratio Given a graph G and a specification Γ , the entropy quantifies the complexity of the robot’s action space, generated by the combination of the environment and user specification, by considering the number of outgoing edges available at each node, taking their cost into account. The entropy ratio is expressed as the ratio of entropies between graph G^Γ and graph G (See Section 3.2), i.e., the constrained and unconstrained environment. We measure complexity using entropy, defined similarly to previous work in Blidaru et al. (2018) and Anderson and Yang (2007). Given an estimate \hat{w} of the user weights, let the cost of an edge be the sum of time and the estimated weight: $\hat{c}(e) = t(e) + \hat{w}(e)$. Further, let $\hat{c}^{\min}(v_i, v_j)$ be the minimal cost between all parallel edges from v_i to v_j .

For a given vertex v_i on a graph and the set of its neighbours $\mathcal{N}(v_i)$, the entropy of v_i is given by

$$H(v_i) = - \sum_{v_j \in \mathcal{N}(v_i)} p(v_i, v_j) \log_2 p(v_i, v_j), \quad (4)$$

where we define $p(v_i, v_j)$ as

$$p(v_i, v_j) = \frac{\frac{1}{\hat{c}^{\min}(v_i, v_j)}}{\sum_{k, v_k \in \mathcal{N}(v_i)} \frac{1}{\hat{c}^{\min}(v_i, v_k)}}. \quad (5)$$

To obtain the entropy of a graph, we take the sum over the individual vertex entropies:

$$H_G = \sum_{v_i \in V} H(v_i), \quad (6)$$

where V is the set of vertices of a graph G , and H_G is the entropy of a graph. The entropy ratio is then denoted by $\eta = H_{G^\Gamma}/H_G$. The entropy is maximized for H_G , when there

are no user specifications the robot can move freely in any obstacle-free regions of the environment. Adding constraints always decreases entropy as the robot’s movement becomes more restricted. Thus, large entropy ratios indicate rigorous specifications where the robot behaves in a more predictable way.

Time Ratio Given a graph G , a specification Γ and a set of start and goal pairs V' where each start and goal is a vertex on G , the *time ratio* metric describes the effect of the constraints Γ on the average duration of the shortest paths with respect to equation (1), i.e., the ratio between the average optimal path durations in graph G^Γ and in graph G . Thereby, paths for all pairs in V' are considered. Similarly to our previous work Blidaru et al. (2018), we distinguish two forms of the metric: The *global* time ratio considers all vertices on the graph, i.e., $V' = V \times V$ where V is the set of vertices on G , while the *task* time ratio considers only a defined set of start and goal pairs, i.e., $V' = \{(s_1, g_1), (s_2, g_2), \dots\}$.

4 User Study

In this section we detail the study scenario and procedure and propose our main hypotheses.

4.1 Scenario

The study scenario describes a simulated industrial environment adapted from the layout of a real world facility. An autonomous mobile robot is required to fulfill material transport tasks; a single task consists of navigating from a given start to a given goal location.

Users are provided with a description of the environment detailing different zones as illustrated in Figure 3. This includes areas with high pedestrian traffic, loading docks, storage space, robot parking and charging, dedicated human work and break areas and, an assembly line. The tasks consist of navigating between the labeled areas, for instance traversing from the robot charging zone to the upper end of the assembly line. The user is asked to generate a specification such that the robots are able to reach any of the areas, excluding the human break rooms. Further, robots are never allowed to cross through the assembly line.

Before starting the specification task, users receive an explanation of the traffic rules and instructions on how to use the interface (For more details see Section 4.2). One-way roads are described as encouraging the robot to traverse them in the direction of traffic and discouraging the robot from traversing in the opposite direction. Two-way roads function as two adjacent and opposing one-way roads. Areas of avoidance simply define a part of the environment where robot traffic is undesired, while speed-limits express that the robot is required to drive with a reduced speed in a specific area.

Finally, users are told that “the robot can navigate freely in the environment without any traffic rules” and has fundamental safety features such as obstacle avoidance. The traffic rules are “meant to guide the robot’s behaviour” in a way preferable for the user, and users are free to specify as few or many rules as they deem necessary.

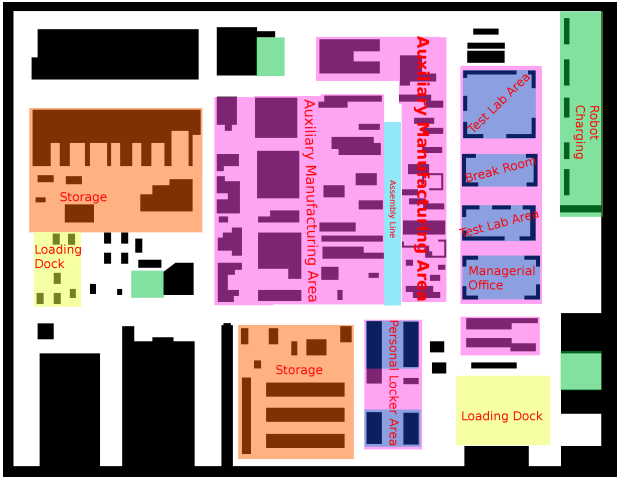


Figure 3. The scenario described in the study. Black corresponds to physical obstacles while white is the free space. The described areas in the environment are labeled as follows: High pedestrian traffic – purple, loading docks – yellow, storage – orange, robot parking and charging –green, human work and break areas – dark blue, assembly line – light blue.

4.2 Procedure

Structure The study was approved by the Office of Research Ethics at the University of Waterloo. Each study session took approximately 1 hour. The study process is structured in three parts: overview and introduction, training and main study. In the first part, the scenario and the role of the participant are briefly explained. A video introduces the user interface and demonstrates how to create traffic rules in detail. Further, written information about the traffic rules and the robot’s capabilities is provided.

In the training phase the objective is to familiarize participants with the interface. They are presented with a smaller example environment including a similar description as in Figure 3 and are asked to create traffic rules until they feel confident in using the interface. At the end of the training, participants tele-operate the robot in the simulated environment.

The main study has three phases: specification, interaction and tele-operation. The first two phases are illustrated in Figure 4. In the specification phase, participants are presented with the environment from Figure 3 and the written instructions on the traffic rules and the robot’s capabilities. It is once more stated that the robot is required to navigate between all marked areas on the environment (with the exception of the dedicated human break areas) and that the robot is able to navigate without any traffic rules present. Participants are then asked to define the traffic rules they find appropriate to achieve the desired robot behaviour. Once they are satisfied with their set of traffic rules, the first phase is concluded.

In the interaction phase, users are iteratively presented with two alternative paths for a task. First, a brief instruction explains the interface: On the map of the environment both paths are shown simultaneously, a simple menu allows participants to select a path, which is then highlighted in color. Further, if a path is highlighted and violates a *penalty* constraint, the perimeter of the constraint in question is also highlighted. Finally, the menu features information about

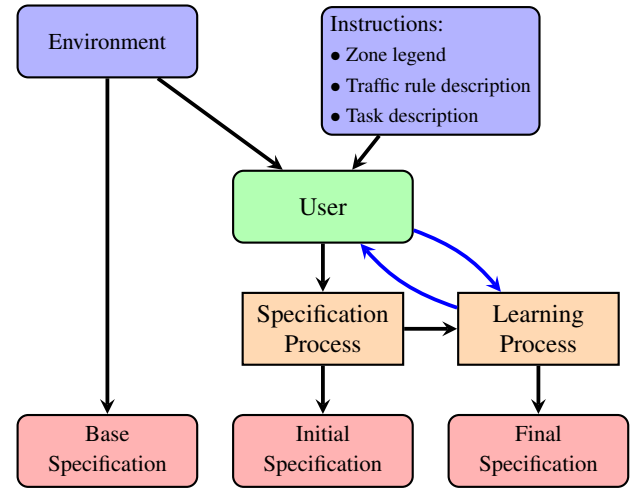


Figure 4. Flowchart of the study with the resulting specifications, black arrows are only executed once while blue arrows are executed multiple times. Participants initially receive an instruction set and a description of the environment. The environment yields a base specification, only including obstacles. Using the traffic rules they create the initial user specification for the robot. During the learning interaction users provide feedback, leading to a revised, final specification.

the duration of the two paths and lists the violated penalty constraints. All participants go through 20 iterations of the interaction process, unless the learning algorithm cannot find a new path for any of the tasks and terminates earlier. The task for which they are presented with two alternatives is selected by Algorithm 1 using an approximated set L' containing five tasks, sampled randomly.

In the last phase of the study, participants are asked to tele-operate the robot from a given start to a goal location. Thereby, they can choose freely if they follow their own traffic rules or violate them.

Questionnaires During the study, participants are also presented with several questionnaires. Before providing the specifications, users indicate their trust in the robot’s capabilities to fulfill the described tasks. After each of the main steps users are presented with a questionnaire where they rate how well they specified the traffic rules and how confident they feel about using the system. Further, during each step of the interaction participants are asked how acceptable both paths were and, in every third iteration, what their reasoning for their choice was. Finally, the study concluded with a longer questionnaire where users evaluate the overall system. We use the standardized system usability score (SUS) (Bangor et al. 2008) for evaluating the interface design and additional questions focusing on the warehouse scenario.

Evolution of specifications We define the specifications corresponding to different stages of the process, detailed in Figure 4. Before a user specification is provided, the environment including the obstacles yields a base specification where the optimal paths P_i^{base} for each task only minimize time. After receiving the traffic rules but before the learning we obtain the initial specification. The optimal paths P_i^{init} are the optimal paths corresponding to

w^{\max} , i.e., the paths that categorically follow the initial specification if possible. After the learning process, a unique solution is not necessarily obtained as we are not guaranteed to achieve convergence to the optimal weight in the given number of iterations. Hence, we need to pick some w^{final} from the resulting *feasible space* $\mathcal{F}_{\text{final}}$ after learning (See Section 3.3). We propose a conservative approach for determining the final specification by choosing P_i^{final} to be the optimal paths for the maximum feasible weight, i.e., $w^{\text{final}} = \arg \max_{w \in \mathcal{F}_{\text{final}}} \{1 \cdot w\}$.

Types of evaluation Further, we categorize different evaluations: Interaction-specific evaluation only considers tasks that were presented to the user during interaction. As we directly observed the user choosing between given pairs of paths, we have access to the path characteristics, i.e., time and violation, for each user choice. Task-specific and global evaluations are based on the metrics from the Definitions in Section 3.5. Task-specific evaluations consider the shortest paths for all tasks defined in the scenario, while global evaluations are based on the shortest paths between all pairs of vertices on the graph. As the interaction is limited to 20 iterations, not every user is necessarily presented with alternative paths for all start-goal pairs. Therefore, task-specific changes between the initial and final specification might result from passive learning.

4.3 Interface Design

The interface employed in this study is an evolution of the one used in Blidaru et al. (2018). It allows users to create a set of robot constraints by defining polygons on the map of the environment. The interface allows for the creation of roads, areas of avoidance and reduced speed zones. Additionally, the interface also accommodates the interaction phase, as well as the embedding of study questionnaires that automatically pop-up at predetermined sections of the study. Integrating all the elements of system interaction in a single interface results in a more compact and easy to manage interface, which has been previously correlated to an increase in the resulting human-robot team performance (Yanco et al. 2015; Steinfeld 2004).

During each iteration of the interaction phase, the interface presents the user with a pair of labeled start and goal points, two alternative paths between these points, the time duration of the two paths, and the constraints that each path violates. The interaction phase interface elements are illustrated in Figure 5. The violated constraints are shown both in list form, highlighted on the map.

In order to measure how users evaluate the system, they are asked several questions throughout the study. To minimize the effect that constant interruptions could potentially have on the users' performance, the questionnaires were integrated directly into the interface in the form of dialog boxes.

4.4 Hypotheses

Finally, we propose the two main hypotheses for the user study.

Hypothesis 1. H1. The learning process has the following properties: (a) user accept alternative paths that violate some

of the constraints they specified over the course of the learning process and (b) the task performance improves through the interaction process.

Hypothesis 2. H2. Users find the specification process, and the interaction with the learning system intuitive and efficient.

Hypothesis 1 focuses on quantitative analysis of the user interaction. For (a) we analyze the user feedback from the interaction while (b) is based on the metrics described in Section 3.5. To validate Hypothesis 2 we conduct quantitative analyses based on the questionnaire, including the SUS score, as well as a qualitative analysis using the free form user comments.

5 Results

5.1 Participants

For the study we recruited 31 participants (21 male and 10 female) via mailing lists. In total 24 participants are affiliated with the Faculty of Engineering at the University of Waterloo. Moreover, 22 participants are pursuing or have completed a graduate education while 8 are pursuing or have completed an undergraduate degree. Finally, 6 participants stated that they have background knowledge in robot motion or urban planning.

The population of the study consists of two groups: 21 novice users and 10 repeat users. The novice users had never interacted with the presented framework before, while the repeat users had previously used the system once (e.g., during the pilot phase of the study). No participant is part of both groups. In Sections 5.2–5.4 we present results for all users while Section 5.5 focuses on differences between the two groups.

5.2 Specifications

The initial specifications provided by the users vary in their complexity. We summarize the characteristics of the initial specifications in Table 1. Recall that the number of user defined roads does not correspond to the number of constraints for the planning problem as roads constitute a reward and a penalty constraint for each lane. We show three example specifications, the smallest and largest with respect to the number of traffic rules as well as the specification from participant 5 that is illustrated in Figure 6.

5.3 Hypothesis 1

(a) *Acceptance of alternative paths* For each user we define α_{all}^j to be the percent of iterations in which user j accepted the alternative path. Further, we introduce α_{tasks}^j as the percentage of the tasks presented to the user where user j accepted at least one alternative, i.e., where they rejected the initial path at some point.

Overall 30 out of the 31 participants accepted at least one alternative path. On average we found that $\alpha_{\text{all}} = 0.44$, meaning that users accepted alternatives in 44% of the interactions. The task related acceptance has a mean of $\alpha_{\text{tasks}} = 0.62$; thus, for roughly 2 out of 3 tasks users preferred an alternative path over the initial one.



Figure 5. Preference learning UI displaying duration and traffic rule violations for each path. Additionally, the violated traffic rules are also highlighted on the map.

Table 1. Characteristics of the initial user specifications. We show the individual mean, median, min and max for each type of constraint and the number of traffic rules. Further we report the characteristics of the overall smallest and largest specification as well as the example of participant 5 (P 05), shown in Figure 6.

	Roads	Avoidance	Speed	Traffic Rules
mean	15	4	8	21
median	13	5	7	21
[min, max]	[0, 40]	[1, 9]	[0, 19]	[10, 38]
EXAMPLES				
smallest	4	1	5	10
largest	24	1	13	38
P 05	21	1	17	31

Further, we investigate the correlation of α_{tasks} and the richness of user specifications. We characterize the richness of a specification in two ways: The number of traffic rules that the user defined and the number of resulting constraints for the planner. We found that the Spearman rank correlation of the number of traffic rules and the acceptance rate is 0.51 while the correlation of constraints and acceptance is 0.60, both with a confidence of $p < 0.005$. This corresponds to a moderate correlation, indicating that users who define a larger set of constraints are more likely to accept alternative paths.

Together with the task specific acceptance rate of $\alpha_{\text{tasks}} = 0.62$ we find strong support for our first hypothesis: Users are unaware of the impact of their specification and thus allow robots to violate traffic rules (or use roads less frequently) when presented with different possible solutions. Further, the obtained revised specification leads to paths



Figure 6. Example specification from participant 5. Reduced speed rules are marked in yellow, road rules in green, and avoidance rules in red.

where users chose an alternative path over the initial one in 62% of cases. Moreover, the correlation of complexity and acceptance shows that this effect becomes more apparent for users defining many traffic rules. In [Wilde et al. \(2018\)](#) we postulated three types of users for the simulations: A low trust user with many constraints for which the importance varies drastically, a high trust user with few constraints that all are relatively important and an intermediate user. In the user study we do not observe a discrete separation but rather a continuous distribution for the user behavior. From the difference in the correlation we can conclude that users defining many traffic rules are more likely to accept deviations from the initial path.

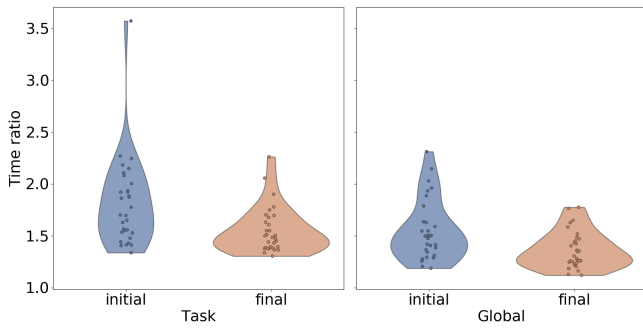


Figure 7. Change in the task-dependent and global time ratio metric of the specification due to active learning. In both plots the left bar shows the time ratio of the initial specification, averaged over all users. The right bar illustrates the time ratio of the final specification, also averaged over all users.

(b) *Increased performance* To evaluate the changes in the performance, we compare the *time ratio* metric of the initial and the final specification, illustrated with violin plots in Figure 7. Further, we compare the metric for global and task-dependent evaluation.

For both evaluations we observe a decrease in the time ratio after the learning process as well as a reduction in the standard deviation. A paired-samples one-sided t-test was conducted on the task time ratio between initial and final specifications. The task time ratio of initial specifications ($M = 1.81$, $SD = 0.43$) was found to be significantly different ($p < 0.01$) from that of final specifications ($M = 1.55$, $SD = 0.22$).

Unsurprisingly, the initial specifications vary largely in their impact on the performance as the number of traffic rules users defined range from 10 to 38. However, the decrease in the population standard deviation following interaction indicates that the learning reduces the variation in the performance impact of user input and thus helps users to create more efficient task specifications.

Further, we notice that the task-dependent time ratios are higher than the global ones for the initial and final specifications. The global metric takes into account locations that are less relevant in the scenario, e.g., the lower left corner of the environment (shown in Figure 6) is not part of a robot task and therefore neglected by most users. Moreover, as the global evaluation considers all vertices on the graph, many close-by pairs of vertices are considered, where the specification often has little influence. While the task specific performance is worse, the relative change in time ratio is higher in the task specific case (14.4%) compared to the global metric (11.8%). Hence, the learning effectively improves the performance of the tasks in the scenario.

Figure 8 illustrates the change of the task-dependent time ratio and the entropy ratio for all user specifications. From the plot, we observe that while the time ratio decreases the entropy ratio increases. Entropy corresponds to how predictably the robot behaves. It captures the robot's degree of freedom with respect to the edge cost on G^Γ , which is the sum of time and user weight. As the learning process initially assumes high weights on the constraints and thus only reduces weights after obtaining feedback, the entropy

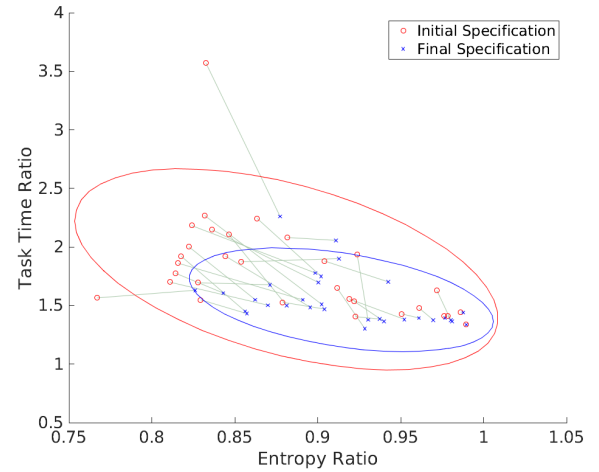


Figure 8. Change in the task time ratio and entropy ratio metrics of the specifications due to active learning. Red indicates the metrics for the initial specification, blue shows the metrics for the final one, and the lines associate the initial and final specifications of each individual users. The ellipses represent the 95% confidence intervals.

increases. After learning, the robot might be allowed to violate some constraints, which enables more options to navigate in the environment. This leads to fewer restrictions on robot behavior, which may not always be desirable. However, this relaxation of the specification is traded-off with the increase in performance.

Running a paired-samples one-sided t-test, we found the entropy ratio of initial specifications ($M = 0.881$, $SD = 0.064$) to be significantly different ($p < 0.01$) from the entropy ratio of final specifications ($M = 0.9142$, $SD = 0.046$). Moreover, we notice that while the mean entropy increases, the standard deviations of the time and entropy ratios decrease due to the learning. With respect to the metrics, the specifications become more similar during the learning. Two sample f-tests between the initial and final time ratios show a significant difference ($p < 0.01$) in the variances, both in the case of global and task versions of the metric. However, no significant difference in the variances was found when performing the two sample f-test between the initial and final entropy ratios of the specifications. Additionally, Figure 8 also suggests that the specifications with low initial values of entropy and high initial task time ratios generally see more improvement following the preference learning process. This is verified by a strong Pearson correlation between the initial values and the difference between the final and initial values, resulting in $\rho = -0.88$ ($p < 0.01$) for time ratio, and $\rho = -0.85$ ($p < 0.01$) in the case of entropy ratio.

In summary, the learning system leads to a significant improvement in the time ratio metric, especially when measured for the tasks in the scenario. Further, the learning revision reduces the variance between the performance of specifications. Moreover, specifications that are initially more inefficient benefit more from the learning process.

5.4 Hypothesis 2

We now report on the users' assessment of the usability of our framework, based on the system usability score (SUS). While the SUS does not provide a grade for the usability itself, the work of Bangor et al. (2008) provides a reference frame based on 2,324 surveys using the SUS. In our study, users gave a mean SUS score of 69 while the median is 75. The difference arises from two outliers in the data set with a difference from the mean of over 2 and over 3 standard deviations. The mean corresponds to the second highest quarter of all surveys examined in Bangor et al. (2008). Specifically for computer based GUIs, Bangor et al. (2008) reports a mean of SUS of 75.

After the three main parts of the study – constraint specification, learning interaction and tele-operation – participants were asked to assess how well they specified the robot behaviour on a 1 to 10 scale. On average, users reported similar ratings at each step, varying between 7.5 and 7.9, with standard deviations between 1.1 and 1.6. Hence, users felt relatively confident about how they used the framework. Interestingly, we observe an inverse correlation (Spearman coefficient -0.65 , $p < 0.01$) between the second self assessment and the richness of the specification, i.e., the number of constraints. Users defining a larger set of constraints tended to view their specification more critically after the learning. Thus, the interactive framework helps users to better understand the impact of their specification on the robot's performance.

5.5 Differences in the population

Acceptance rates When splitting the data into the two populations, we observe only a minor increase in the acceptance rates for the novice users compared to the repeat ones. However, the correlation of acceptance rate and complexity of the specifications disappears for the repeat users while it is stronger for novices. Repeat users are more aware of the impact of their specifications while novice user benefit from the interaction to improve the robot's behaviour.

Time ratio metric Between novice and repeat users the time ratio metric varies. We recall that the task-dependent metric better reflects the effect of specifications on the task performance and thus we show the results for the task-dependent time ratio in Figure 9. We observe that the initial specifications provided by the novice users show a larger variance compared to repeat users. While the median values are relatively similar, the distribution for novice specifications spreads out to higher time ratios. However, the time ratios of final specifications are a much more similar.

A two-sample one-tailed t-test was performed on the difference in time ratio between the initial and final specifications of novice and repeat users, which revealed that the two populations are significantly different ($p < 0.01$). In other words, the changes in the time ratios differ between the two groups.

We conclude that novice users create more diverse specifications with respect to the impact on performance. However, the learning process helps them to improve the specification and obtain better specifications. Repeat users seem to have a better understanding of the effect of the traffic rules and thus design specifications more carefully.

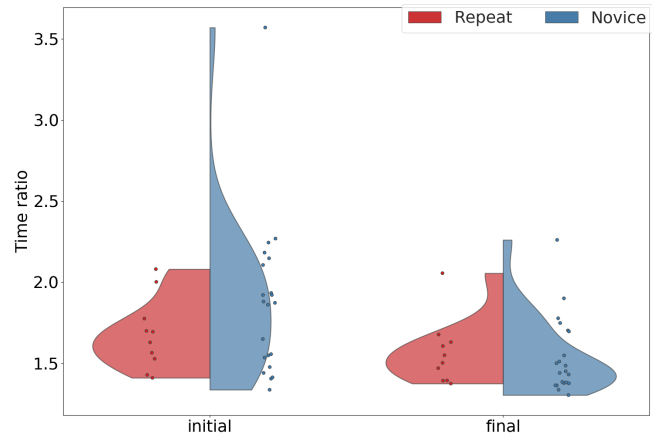


Figure 9. Change in the task-dependent time ratios of the specification, comparing novice and repeat users.

Consequently, they allow for fewer violations that effectively render constraints insignificant and therefore obtain a smaller time benefit.

Entropy ratio Although small differences in the mean entropy ratios across the two populations were observed for both the initial (0.890 for novice and 0.870 for repeat) and final (0.922 for novice and 0.901 for repeat) specifications, these differences were not found to be statistically significant.

SUS score The mean SUS of repeat users is 70 (median 77) while the mean of novice users is 68 (median 74). Naturally, participants who have interacted with the UI before are likely to find it more easy to use. Nonetheless, the reported difference is less than half of the standard deviation among all users scores and thus is not statistically significant. This supports our claim that the presented framework enables inexperienced users.

6 Discussion and Future Work

6.1 Summary

In this paper we presented a framework to allow users to specify spatial and temporal constraints, i.e., traffic rules, for robot movement on a map. This yields an initial specification where each path a robot would take to accomplish a task follows all constraints. However, users might misjudge the impact of their constraints on task performance and thus may allow the violation of constraints for sufficient time benefit. Therefore, the initial specification is revised using active preference learning: The user is iteratively presented with the current path for some task and an alternative solution. From their feedback the system learns about the importance of constraints which we represent by weights. After up to 20 iterations of user interaction a revised specification is obtained. In the study we observed that all but one user accepted alternative paths during the interaction and we improve the task-specific performance on average by 14%. Further, users were generally positive regarding the usability of the GUI. In this section we discuss additional findings in the study that do not directly relate to our introductory claims or the proposed hypotheses.

6.2 User feedback

While most users ranked the interaction with our system as positive, participants provided several suggestions for improving the framework in the questionnaire feedback. Almost half the users expressed the desire to change their specification during the learning process. This indicates that although instructed on general robot behaviour, participants found it somewhat difficult to envision how all of the created traffic rules affect the behaviour of the robot. They could be well served by visualizations showing robot behaviour during the specification phase.

Another aspect that could be improved is how the user feedback is incorporated into the learning. Currently users express their traffic rules preferences by selecting the preferred path. While this approach is intuitive and simple to use, users occasionally expressed frustration when both paths presented to a user contain undesirable behaviour, and so users have to select the lesser of two evils. As a result, future work should investigate additional forms of feedback that might better reflect a user's preference, and could potentially lead to a more efficient learning process.

The work of Basu et al. (2018) investigates richer forms of feedback in active preference learning. In addition to ask for the user's preference, feature queries give the user the opportunity to express their reasoning, i.e., "Which feature is most responsible for the difference in your preference between these two trajectories?". This aligns with feedback from the questionnaire: Some participants stated that they rejected alternative paths as they violated both a minor and a major constraint at the same time; the violation of only the minor constraint would have been acceptable, but that was unknown to the learning system. In this case richer user feedback would help in two ways, allowing users to express the reasoning for their path selection, and potentially reducing the number of iterations of the learning. On the other hand, a drawback of this approach is the increased complexity of the interaction.

Another approach for richer feedback could allow users to manually indicate, and potentially correct, the undesired sections of presented paths. This idea is investigated by Cui and Niekum (2018) where users segment a robots trajectory into good and bad parts.

6.3 Repeat and novel users

In Section 5.5 we have shown that specifications originating from novice and repeat users differ in the time ratio metric. This indicates that there are differences in how the two groups of users specify the robot constraints, and that these metrics could be used to identify the expertise of a user based on the specification provided. In multi-user systems, this could be used to combine multiple specifications, emphasizing those of expert users. Despite the observed differences, the iterative preference learning system was shown to be capable of improving the specification performance of both types of users. This leads us to hypothesize that even in the case of specifications designed by domain experts, the learning framework could still be used to help increase specification performance.

6.4 Learning framework

In our previous work Wilde et al. (2018), we evaluated the active learning framework in simulation. Validating the extended algorithm proposed here in the user study allows us to make additional observations about the practicality of the approach. Unlike the work of Sadigh et al. (2017); Daniel et al. (2014); Guo and Sanner (2010); Golovin et al. (2010), our learning framework is currently based on a deterministic user model. The major drawback is that our model does not consider users who behave differently than described in the assumed cost function. Nonetheless, we were able to demonstrate that using a simplified linear user model, the framework proposes alternative paths that users accept over the initial paths and revises the specification to improve the task performance within a small number of iterations. While the resulting final specification does not necessarily correspond to the optimal solution with respect to the hidden user preferences, the deterministic model allows for quick learning, yielding substantial improvements within only 20 iterations. A more complex, potentially probabilistic user model would make fewer assumptions about the user's behaviour and thus be more robust; however, usually at the cost of performance, i.e., the number of iterations required for learning in a comparable setting.

Further, due to the multitask scenario we were able to observe some inaccuracies in the user feedback with respect to our user model. When learning about a single task, the *feasible space* can never be empty as the algorithm stops when all feasible weights are equivalent. However, intersecting the feasible spaces for different tasks can lead to an empty set. In that case, the user feedback to different tasks contradicts one another, assuming the linear cost function. Notice that an empty intersection of the feasible spaces is not a necessary but a sufficient condition for inaccurate user feedback. In the study we observe this phenomenon for a total of 4 out of the 31 users.

In summary, the user study successfully validates the active learning framework and helps users to create better specifications. The algorithm assumes users' preferences can be described by a deterministic linear model, which should be addressed in future work for instance by using a probabilistic model for the user. In Wilde et al. (2019) we propose such a model together with an adapted learning algorithm and demonstrate performance and robustness in simulations. Nonetheless, the simpler user model is beneficial for performance; the study showed that the current algorithm allows for a substantial improvement of specifications while requiring few iterations of user interaction. In particular, users who generate initial specifications most detrimental to robot performance received the most benefit from the interaction, resulting in final specifications that are more similar across users, and thus reducing the need for user training.

Acknowledgment

This research is partially supported by the Natural Sciences and Engineering Research Council of Canada (NSERC) and OTTO Motors.

References

- Abbeel P and Ng AY (2004) Apprenticeship learning via inverse reinforcement learning. In: *Proceedings of the twenty-first international conference on Machine learning*. ACM, p. 1.
- Akgun B, Cakmak M, Yoo JW and Thomaz AL (2012) Trajectories and keyframes for kinesthetic teaching: A human-robot interaction perspective. In: *Proceedings of the seventh annual ACM/IEEE international conference on Human-Robot Interaction*. ACM, pp. 391–398.
- Akrour R, Schoenauer M and Sebag M (2012) APRIL: Active preference learning-based reinforcement learning. *Lecture Notes in Computer Science (including subseries Lecture Notes in Artificial Intelligence and Lecture Notes in Bioinformatics)* 7524 LNAI(PART 2): 116–131.
- Anderson GT and Yang G (2007) A proposed measure of environmental complexity for robotic applications. In: *2007 IEEE International Conference on Systems, Man and Cybernetics*. pp. 2461–2466.
- Argall BD, Chernova S, Veloso M and Browning B (2009) A survey of robot learning from demonstration. *Robotics and Autonomous Systems* 57(5): 469 – 483.
- Bangor A, Kortum PT and Miller JT (2008) An empirical evaluation of the system usability scale. *International Journal of Human-Computer Interaction* 24(6): 574–594.
- Basu C, Singhal M and Dragan AD (2018) Learning from richer human guidance: Augmenting comparison-based learning with feature queries. In: *Proceedings of the 2018 ACM/IEEE International Conference on Human-Robot Interaction, HRI '18*. New York, NY, USA: ACM. ISBN 978-1-4503-4953-6, pp. 132–140.
- Bhatia A, Kavraki LE and Vardi MY (2010) Sampling-based motion planning with temporal goals. In: *Robotics and Automation (ICRA), 2010 IEEE International Conference on*. IEEE, pp. 2689–2696.
- Billard AG, Calinon S and Dillmann R (2016) *Learning from humans*. Springer, pp. 1995–2014.
- Blidaru A, Smith SL and Kulić D (2018) Assessing user specifications for robot task planning. In: *2018 27th IEEE International Symposium on Robot and Human Interactive Communication (RO-MAN)*. pp. 72–79.
- Christiano PF, Leike J, Brown T, Martic M, Legg S and Amodei D (2017) Deep reinforcement learning from human preferences : 4299–4307.
- Crandall JW (2003) *Towards Developing Effective Human-Robot Systems*. PhD Thesis, Brigham Young University. Department of Computer Science.
- Crandall JW and Goodrich MA (2002) Characterizing efficiency of human robot interaction: A case study of shared-control teleoperation. In: *IEEE/RSJ International Conference on Intelligent Robots and Systems*, volume 2. pp. 1290–1295 vol.2.
- Crandall JW and Goodrich MA (2003) Measuring the intelligence of a robot and its interface. In: *Proc. of PERMIS*.
- Crandall JW, Goodrich MA, Olsen DR and Nielsen CW (2005) Validating human-robot interaction schemes in multitasking environments. *IEEE Transactions on Systems, Man, and Cybernetics - Part A: Systems and Humans* 35(4): 438–449.
- Cui Y and Niekum S (2018) Active reward learning from critiques. In: *2018 IEEE International Conference on Robotics and Automation (ICRA)*. pp. 6907–6914.
- Daniel C, Viering M, Metz J, Kroemer O and Peters J (2014) Active Reward Learning. *Robotics: Science and Systems (RSS)* 10(July).
- Ekvall S and Kragic D (2008) Robot learning from demonstration: a task-level planning approach. *International Journal of Advanced Robotic Systems* 5(3): 33.
- Finucane C, Jing G and Kress-Gazit H (2010) Ltlmop: Experimenting with language, temporal logic and robot control. In: *IROS 2010*. IEEE, pp. 1988–1993.
- Golovin D, Krause A and Ray D (2010) Near-optimal bayesian active learning with noisy observations. In: *Advances in Neural Information Processing Systems*. pp. 766–774.
- Grollman DH and Billard A (2011) Donut as i do: Learning from failed demonstrations. In: *Robotics and Automation (ICRA), 2011 IEEE International Conference on*. IEEE, pp. 3804–3809.
- Guo S and Sanner S (2010) Real-time multiattribute bayesian preference elicitation with pairwise comparison queries. In: *Proceedings of the Thirteenth International Conference on Artificial Intelligence and Statistics*. pp. 289–296.
- Hauser K (2014) The Minimum Constraint Removal Problem with Three Robotics Applications. *Int'l. J. of Robotics Research* 33(1): 5–17.
- Holladay R, Javdani S, Dragan A and Srinivasa S (2016) Active comparison based learning incorporating user uncertainty and noise. In: *RSS Workshop on Model Learning for Human-Robot Communication*.
- Jain A, Sharma S, Joachims T and Saxena A (2015) Learning preferences for manipulation tasks from online coactive feedback. *International Journal of Robotics Research* 34(10): 1296–1313.
- Jamieson KG and Nowak R (2011) Active ranking using pairwise comparisons. In: *Advances in Neural Information Processing Systems*. pp. 2240–2248.
- Karlsson J, Vasile CI, Tumova J, Karaman S and Rus D (2018) Multi-vehicle motion planning for social optimal mobility-on-demand. In: *2018 IEEE International Conference on Robotics and Automation (ICRA)*. IEEE, pp. 7298–7305.
- Knox WB, Stone P and Breazeal C (2013) Training a robot via human feedback: A case study. In: *International Conference on Social Robotics*. Springer, pp. 460–470.
- Kober J, Bagnell JA and Peters J (2015) Reinforcement learning in robotics. *The International Journal of Robotics Research* 32(11): 1238–1274.
- Korte B and Vygen J (2007) *Combinatorial Optimization: Theory and Algorithms*. 4th edition. Springer Publishing Company, Inc.
- Krenging S and Feigh KM (2018) Interaction algorithm effect on human experience with reinforcement learning. *ACM Transactions on Human-Robot Interaction (THRI)* 7(2): 16.
- Lahijanian M and Kwiatkowska M (2016) Specification revision for markov decision processes with optimal trade-off. In: *2016 IEEE 55th Conference on Decision and Control (CDC)*. pp. 7411–7418.
- Laird JE, Gluck K, Anderson J, Forbus KD, Jenkins OC, Lebiere C, Salvucci D, Scheutz M, Thomaz A, Trafton G, Wray RE, Mohan S and Kirk JR (2017) Interactive task learning. *IEEE Intelligent Systems* 32(4): 6–21.
- Lampe A and Chatila R (2006) Performance measure for the evaluation of mobile robot autonomy. In: *Proceedings 2006*

- IEEE International Conference on Robotics and Automation, 2006. ICRA 2006*. pp. 4057–4062.
- León LA, Tenorio AC and Morales EF (2013) Human interaction for effective reinforcement learning. In: *European Conf. Mach. Learning and Principles and Practice of Knowledge Discovery in Databases (ECMLPKDD 2013)*, volume 3.
- Lin Y, Ren S, Clevenger M and Sun Y (2012) Learning grasping force from demonstration. In: *Robotics and Automation (ICRA), 2012 IEEE International Conference on*. IEEE, pp. 1526–1531.
- Niekum S, Chitta S, Barto AG, Marthi B and Osentoski S (2013) Incremental semantically grounded learning from demonstration. In: *Robotics: Science and Systems*, volume 9. Berlin, Germany.
- OTTO Motors (2016) Agv vs. sdv: A comparison of automated material transport white paper. <https://www.ottomotors.com/agv-vs-sdv> [Online; posted 07-November-2016].
- Sadigh D, Dragan AD, Sastry S and Seshia SA (2017) Active preference-based learning of reward functions. In: *Robotics: Science and Systems (RSS)*.
- Shaikh MT and Goodrich MA (2017) Design and evaluation of adverb palette: A gui for selecting tradeoffs in multi-objective optimization problems. In: *2017 12th ACM/IEEE International Conference on Human-Robot Interaction (HRI)*. pp. 389–397.
- Smart WD and Pack Kaelbling L (2002) Effective reinforcement learning for mobile robots. In: *Proceedings 2002 IEEE International Conference on Robotics and Automation*, volume 4. pp. 3404–3410 vol.4.
- Somers T and Hollinger GA (2016) Human–robot planning and learning for marine data collection. *Autonomous Robots* 40(7): 1123–1137.
- Srinivas S, Kermani R, Kim K, Kobayashi Y and Fainekos G (2013) A graphical language for ltl motion and mission planning. In: *Robotics and Biomimetics (ROBIO), 2013 IEEE International Conference on*. IEEE, pp. 704–709.
- Steinfeld A (2004) Interface lessons for fully and semi-autonomous mobile robots. In: *2004 IEEE International Conference on Robotics and Automation, 2004. Proceedings. ICRA '04*, volume 3. pp. 2752–2757 Vol.3.
- Stone P, Sutton RS and Kuhlmann G (2005) Reinforcement learning for robocup soccer keepaway. *Adaptive Behavior* 13(3): 165–188.
- Valiant LG (1979) The complexity of enumeration and reliability problems. *SIAM Journal on Computing* 8(3): 410–421.
- Vasile CI, Tumova J, Karaman S, Belta C and Rus D (2017) Minimum-violation scctl motion planning for mobility-on-demand. In: *IEEE ICRA*. pp. 1481–1488.
- Villani V, Pini F, Leali F and Secchi C (2018) Survey on humanrobot collaboration in industrial settings: Safety, intuitive interfaces and applications. *Mechatronics* 55: 248 – 266.
- Wilde N, Kulić D and Smith SL (2018) Learning user preferences in robot motion planning through interaction. In: *2018 IEEE International Conference on Robotics and Automation (ICRA)*. pp. 619–626.
- Wilde N, Kulić D and Smith SL (2019) Bayesian active learning for collaborative task specification using equivalence regions. *IEEE Robotics and Automation Letters* 4(2): 1691–1698.
- Wilson A, Fern A and Tadepalli P (2012) A bayesian approach for policy learning from trajectory preference queries. In: *Advances in neural information processing systems*. pp. 1133–1141.
- Yagoda RE and Gillan DJ (2012) You Want Me to Trust a ROBOT? The Development of a Human–Robot Interaction Trust Scale. *International Journal of Social Robotics* 4(3): 235–248. DOI: 10.1007/s12369-012-0144-0.
- Yanco HA, Norton A, Ober W, Shane D, Skinner A and Vice J (2015) Analysis of Human-robot Interaction at the DARPA Robotics Challenge Trials. *Journal of Field Robotics* 32(3): 420–444.
- Yang G and Anderson GT (2011) An experimental study of environmental complexity as seen by robots. In: *2011 IEEE International Conference on Systems, Man, and Cybernetics*. pp. 3102–3106.
- Young SH, Mazzuchi TA and Sarkani S (2017) A Framework for Predicting Future System Performance in Autonomous Unmanned Ground Vehicles. *IEEE Transactions on Systems, Man, and Cybernetics: Systems* 47(7): 1192–1206.
- Ziebart BD, Maas AL, Bagnell JA and Dey AK (2008) Maximum entropy inverse reinforcement learning. In: *AAAI*, volume 8. Chicago, IL, USA, pp. 1433–1438.