

Keystone: An Open Framework for Architecting TEEs

Dayeol Lee
dayeol@berkeley.edu
UC Berkeley

David Kohlbrenner
dkohlbre@berkeley.edu
UC Berkeley

Shweta Shinde
shwetass@berkeley.edu
UC Berkeley

Krste Asanović
krste@berkeley.edu
UC Berkeley

Dawn Song
dawnsong@berkeley.edu
UC Berkeley

Abstract

Trusted execution environments (TEEs) are being used in all the devices from embedded sensors to cloud servers and encompass a range of cost, power constraints, and security threat model choices. On the other hand, each of the current vendor-specific TEEs makes a fixed set of trade-offs with little room for customization. We present Keystone—the first open-source framework for building customized TEEs. Keystone uses simple abstractions provided by the hardware such as memory isolation and a programmable layer underneath untrusted components (e.g., OS). We build reusable TEE core primitives from these abstractions while allowing platform-specific modifications and application features. We showcase how Keystone-based TEEs run on unmodified RISC-V hardware and demonstrate the strengths of our design in terms of security, TCB size, execution of a range of benchmarks, applications, kernels, and deployment models.

1 Introduction

The last decade has seen the proliferation of trusted execution environments (TEEs) to protect sensitive code and data. All major CPU vendors have rolled out their TEEs (e.g., ARM TrustZone, Intel SGX, and AMD SEV) to create a secure execution environment, commonly referred to as an *enclave* [24, 79, 96]. On the consumer end, TEEs are now being used for secure cloud services [25, 31], databases [115], big data computations [37, 59, 121], secure banking [91], blockchain consensus protocols [9, 92, 98], smart contracts [32, 49, 141], machine learning [106, 133], network middleboxes [67, 68], and so on. These use-cases have diverse deployment environments ranging from cloud servers, client devices, mobile phones, ISPs, IoT devices, sensors, and hardware tokens.

Unfortunately, each vendor TEE enables only a small portion of the possible design space across threat models, hardware requirements, resource management, porting effort, and feature compatibility. When a cloud provider or software developer chooses a target hardware platform they are locked into the respective TEE design limitations regardless of their actual application needs. Constraints breed creativity, giving rise to significant research effort in working around these limits. For example, Intel SGXv1 [96] requires statically

sized enclaves, lacks secure I/O and syscall support, and is vulnerable to significant side-channels [53]. Thus, to execute arbitrary applications, the systems built on SGXv1 have inflated the Trusted Computing Base (TCB) and are forced to implement complex workarounds [25, 31, 43, 115, 124]. As only Intel can make changes to the inherent design trade-offs in SGX, users have to wait for changes like dynamic resizing of enclave virtual memory in the proposed SGXv2 [95]. Unsurprisingly, these and other similar restriction have led to a proliferation of TEE re-implementations on other ISAs (e.g., OpenSPARC [42, 89], RISC-V [54, 120]). However, each such redesign requires considerable effort and only serves to create another fixed design point.

In this paper, we advocate that the hardware must provide security *primitives* and not point-wise solutions. We can draw an analogy with the move from traditional networking solutions to Software Defined Networking (SDN), where exposing the packet forwarding primitives to the software has led to far more use-cases and research innovation. We believe a similar paradigm shift in TEEs will pave the way for effortless customization. It will allow features and the security model to be tuned for each hardware platform and use-case from a common base. This motivates the need for *customizable TEEs* to provide a better interface between entities that create the hardware, operate it, and develop applications. Customizable TEEs promise quick prototyping, a shorter turn-around time for fixes, adaptation to threat models, and use-case specific deployment.

The first challenge in realizing this vision is the lack of a programmable trusted layer below the *untrusted* OS. Hypervisor solutions result in a trusted layer with a mix of security and virtualization responsibilities, unnecessarily complicating the most critical component. Firmware and micro-code are not programmable to a degree that satisfies this requirement. Second, previous attempts at re-using hardware isolation to provide TEE guarantees do not capture the right notion of customization. Specifically, these solutions (e.g. Komodo [61], seL4 [84]) rely on the underlying hardware not only for a separation mechanism but also for pre-made decision about the boundary between what is trusted and untrusted. They use a verified trusted software layer for customization on top of this hardware [61]. To overcome these challenges, our insight is to identify the

appropriate hardware memory isolation primitives and then build a modular software-programmable layer with the appropriate privileges

To this end, we propose Keystone—the first open-source framework for building customizable TEEs. We build Keystone on unmodified RISC-V using its standard specifications [22] for physical memory protection (PMP)—a primitive which allows the programmable machine mode underneath the OS in RISC-V to specify arbitrary protections on physical memory regions. We use this machine mode to execute a trusted *security monitor* (SM) to provide security boundaries without needing to perform any resource management. More importantly, enclave operates in its own isolated physical memory region and has its own *runtime* (RT) component which executes in supervisor mode and manages the virtual memory of the enclave. With this novel design, any enclave-specific functionality can be implemented cleanly by its RT while the SM manages hardware-enforced guarantees. This allows the enclaves to specify and include only the necessary components. The RT implements the functionality, communicates with the SM, mediates communication with the host via shared memory, and services *enclave user-code application* (eapp).

Our choice of RISC-V and the logical separation between SM and RT allows hardware manufacturers, cloud providers, and application developers to configure various design choices such as TCB, threat models, workloads, and TEE functionality via compile-time plugins. Specifically, Keystone’s SM uses hardware primitives to provide in-built support for TEE guarantees such as secure boot, memory isolation, and attestation. The RT then provides functionality plugins for system call interfaces, standard libc support, in-enclave virtual memory management, self-paging, and more inside the enclave. For strengthening the security, our SM leverages a highly configurable cache controller to transparently enable defenses against physical adversaries and cache side-channels.

We build Keystone, the SM, and an RT (called Eyrie) which together allow enclave-bound user applications to selectively use all the above features. We demonstrate an off-the-shelf microkernel (seL4 [84]) as an alternative RT. We extensively benchmark Keystone on 4 suites with varying workloads: RV8, IOZone, CoreMark, and Beebs. We showcase use-case studies where Keystone can be used for secure machine learning (Torch and FANN frameworks) and cryptographic tasks (sodium library) on embedded devices and cloud servers. Lastly, we test Keystone on different RISC-V systems: the SiFive HiFive Freedom Unleashed, 3 in-order cores and 1 out-of-order core via FPGA, and a QEMU emulation—all without modification. Keystone is open-source and available online [12].

Contributions. We make the following contributions:

- *Need for Customizable TEEs.* We define a new paradigm wherein the hardware manufacturer, hardware

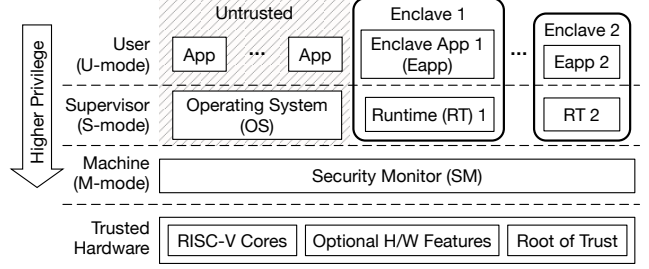


Figure 1. Keystone overview of the system setup and privilege levels. Includes components such as untrusted host processes, the untrusted OS, the security monitor, and multiple enclaves (each with a runtime and an eapp).

operator, and the enclave programmer can tailor the TEE design.

- *Keystone Framework.* We present the first framework to build and instantiate customizable TEEs. Our principled way of ensuring modularity in Keystone allows us to customize the design dimensions of TEE instances as per the requirements.
- *Open-source Implementation.* We demonstrate the advantages of Keystone TEEs which can minimize the TCB, adapt to threat models, use hardware features, handle workloads, and provide rich functionality without any micro-architectural changes. Total TCB of a Keystone enclaved application is between 12-15 K lines of code (LoC), of which the SM consists of only 1.6 KLoC added by Keystone.
- *Benchmarking & Real-world Applications.* We evaluate Keystone on 4 benchmarks: CoreMark, Beebs, and RV8 (< 1% overhead), and IOZone (40%). We demonstrate real-world machine learning workloads with Torch in Eyrie (7.35%), FANN (0.36%) with seL4, and a Keystone-native secure remote computation application. Finally, we demonstrate enclave defenses for adversaries with physical access via memory encryption and a cache side-channel defense.

2 Customizable TEEs

We motivate the need for customizable TEEs which can adapt to various real deployment scenarios, introduce our key actors, and define our goals.

2.1 Need for a New Paradigm.

Current widely-used TEE systems cater to specific and valuable use-cases but occupy only a small part of the wide design space (see Table 1). Consider the case of heavy server workload (databases, ML inference, etc.) running in an untrusted cloud environment. One option is an SGX-based solution which has a large software stack [25, 31, 43] to extend the supported features. On the other hand, a SEV-based solution requires a complete virtualization stack. If one wants

additional defenses against side-channels, it adds further user-space software mechanisms for both cases. If we consider edge-sensors or IoT applications, the available solutions are TrustZone based. While more flexible than SGX or SEV, TrustZone supports only a single hardware-enforced isolated domain called the Secure World. Any further isolation needs multiplexing between applications within one domain with software-based Secure World OS solutions [7]. Thus, irrespective of the TEE, developers often compromise their design requirements (e.g., resort to a large TCB solution, limited privilege domains) or take on the onus of building their custom design.

Hardware-software co-design. Keystone builds on simple yet elegant primitives. We leverage multiple well-defined and existing hardware features while allowing the software layers to manage the complex responsibilities. Previous works explore the spectrum of tasks the hardware and software should do. For instance, seL4 [84] uses a single isolation domain exposed by the hardware and performs almost all resource management, isolation, and security enforcement in a verified software layer. Komodo uses the two isolation domains provided by ARM TrustZone to execute multiple isolated domains enforced by formally verified software. In Keystone, we expect arbitrary hardware-isolated domains whose boundaries can be dynamically configured in the software. With this novel choice, Keystone provides guarantees with minimum trusted software while allowing the isolated regions to manage themselves.

Customizable TEEs. We define a new paradigm—*customizable TEEs*—to allow multiple stakeholders to customize a TEE. The hardware manufacturer only provides basic primitives. Realizing a specific TEE instance involves the platform provider’s choice of the hardware interface, the trust model, and the enclave programmer’s feature requirements. The entities offload their choices to a framework which plugs in required components and composes them to instantiate the required TEE. With this, we bridge the existing gaps in the TEE design space, allow researchers to independently explore design trade-offs without significant development effort, and encourage rapid response to vulnerabilities and new feature requirements.

Trusted Hardware Requirements. Keystone requires no changes to CPU cores, memory controllers, etc. A secure hardware platform supporting Keystone has several feature requirements: a device-specific secret key visible only to the trusted boot process, a hardware source of randomness, and a trusted boot process. Key provisioning [20] is an orthogonal problem. For this paper, we assume a simple manufacturer provisioned key.

2.2 Entities in TEE Lifecycle

We define six logical entities in customizable TEEs:

Keystone hardware designer designs the hardware; designs or modifies existing SoCs, IP blocks and interactions.

Keystone hardware manufacturer fabricates the hardware; assembles them as per the pre-defined design.

Keystone platform provider purchases manufactured hardware; operates the hardware; makes it available for use to its customers; configures the SM.

Keystone programmer develops Keystone software components including SM, RT, and eapps; we refer to the programmers who develop these specific components as SM programmer, RT programmer, eapp programmer respectively.

Keystone user chooses a Keystone configuration of RT and an eapp. They instantiate a TEE which can execute on their choice of hardware provisioned by the Keystone platform provider.

eapp user interacts with the eapp executing in an enclave on the TEE instantiated using Keystone.

We define these fine-granularity roles for customization options in Keystone. In real-world deployments, a single entity can perform multiple roles. For example, consider the scenario where Acme Corp. hosts their website on an Apache webserver executing on Bar Corp. manufactured hardware in a Keystone-based enclave hosted on Cloud Corp. cloud service. In this scenario, Bar will be the Keystone hardware designer and Keystone hardware manufacturer; Cloud will be a Keystone platform provider and can be an RT programmer and SM programmer; Apache developers will be eapp programmer; Acme Corp. will be Keystone user, and; the person who uses the website will be the eapp user.

3 Keystone Overview

We use RISC-V to design and build Keystone. RISC-V is an open ISA with multiple open-source core implementations [26, 41]. It currently supports up to three privilege modes: U-mode (user) for normal user-space processes, S-mode (supervisor) for the kernel, and M-mode (machine) which can directly access physical resources (e.g., interrupts, memory, devices).

3.1 Design Principles

We design customizable TEEs with maximum degrees of freedom and minimum effort using the following principles.

Leverage programmable layer and isolation primitives below the untrusted code. We design a security monitor (SM) to enforce TEE guarantees on the platform using three properties of M-mode: (a) it is programmable by platform providers and meets our needs for a minimal highest privilege mode. (b) It controls hardware delegation of the interrupts and exceptions in the system. All the lower privilege modes can receive exceptions or use CPU cycles only when the M-mode allows it. (c) Physical memory protection (PMP),

System	Software Adversary Protection	Physical Adversary Protection	Side Ch Adversary Protection	Control Ch Adversary Protection	Low SW TCB	No HW Mods	Flexible Resource Mgmt	Range of Apps Supported	Supports High Expr	Low Porting Effort
Intel	SGX [96]	●	●	○	○	●	○	○	○	○
	Haven [31]	●	●	○	○	●	●	●	●	●
	Graphene-SGX [43]	●	●	○	○	●	●	●	●	●
	Scone [25]	●	●	○	○	●	○	○	●	○
	Varys [107]	●	●	●	○	○	○	○	●	○
ARM	TrustZone [24]	●	○	○	○	○	●	●	●	○
	Komodo [61]	●	●	○	●	●	○	●	○	●
	OP-TEE [7]	●	●	○	○	●	●	●	●	●
	Sanctuary [36]	●	○	○	○	●	○	●	●	●
AMD	SEV [79]	○	○	○	●	○	●	●	●	●
	SEV-ES [78]	●	●	○	○	○	●	●	●	●
RISC-V	Sanctum [54]	●	○	●	○	○	○	○	○	○
	TIMBER-V [120]	●	●	○	○	○	●	○	●	○
	MultiZone [5]	●	●	●	●	●	○	○	○	○
	Keystone (This paper)	●	●	●	●	○	●	●	○	●

Table 1. Trade-offs in existing TEEs and extensions. **C1-2:** Category and specific systems. ●, ○ represent best to least adherence to the property in the column respectively. **C3-6:** resilience against software adversary, hardware adversary, side-channel adversary, control-channel adversary respectively; the symbols indicates complete protection, only confidentiality protection, and no protection respectively. **C7:** zero, thousands of LoC, millions of LoC of TCB. **C8:** zero or non-zero hardware / micro-architectural modifications. **C9:** allows the enclave to do self resource management with complete, partial, or no flexibility. **C10:** the range of applications supported are maximum; specific class; only written from scratch. **C11:** expressiveness includes forking, multi-threading, syscalls, shared memory; partial; none of these. **C12:** developer effort for porting is zero (unmodified binaries); partial (compiling and / or configuration files); substantial (significant re-writing).

a feature of the RISC-V Privileged ISA [22], enables the M-mode to enforce simple access policies to physical memory, allowing isolation of memory regions at runtime or disabling access to memory-mapped control features.

Decouple the resource management and security checks.

The SM enforces security policies with minimal code at the highest privilege. It has few non-security responsibilities. This lowers its TCB and allows it to present clean abstractions. Our S-mode runtime (RT) and U-mode enclave application (eapp) are mutually trusting, reside in enclave address space, and are isolated from the untrusted OS or other user applications. The RT manages the lifecycle of the user code executing in the enclave, manages memory, services syscalls, etc. For communication with the SM, the RT uses a limited set of API functions via the RISC-V supervisor binary interface (SBI) to exit or pause the enclave (Table 2) as well as request SM operations on behalf of the eapp (e.g., attestation). Each enclave instance may choose its own RT which is never shared with any other enclave.

Design modular layers. Keystone uses modularity (SM, RT, eapp) to support a variety of workloads. It frees Keystone platform providers and Keystone programmers from retrofitting their requirements and legacy applications into an existing TEE design. Each layer is independent, provides a security-aware abstraction to the layers above it, enforces guarantees which can be easily checked by the lower layers, and is compatible with existing notions of privilege.

Allow to selectively include TCB only when required.

Keystone can instantiate TEEs with minimal TCB for each of the specific expected use-cases. The enclave programmer can further optimize the TCB via RT choice and eapp libraries using existing user/kernel privilege separation. For example, if the eapp does not need libc support or dynamic memory management, Keystone will not include them in the enclave.

3.2 Threat Model

The Keystone framework trusts the PMP specification as well as the PMP and RISC-V hardware implementation to be bug-free. The Keystone user trusts the SM only after verifying if the SM measurement is correct, signed by trusted hardware, and has the expected version. The SM only trusts the hardware, the RT trusts the SM, the eapp trusts the SM and the RT.

Adaptive Threat Model. Keystone can operate under diverse threat models, each requiring different defense mechanisms. For this reason, we outline all the relevant attackers for Keystone. We allow the selection of a sub-set of these attackers based on the scenario. For example, if the user is deploying TEEs in their own private data centers or home appliances, a physical attacker may not be a realistic threat and Keystone can be configured to operate without physical adversary protections.

Attacker Models. Keystone protects the confidentiality and integrity of all the enclave code and data at all points during

execution. We define four classes of attackers who aim to compromise our security guarantees:

A **physical attacker** A_{phy} can intercept, modify, or replay signals that leave the chip package. We assume that the physical attacker does not affect the components inside the chip package. A_{phyC} is for confidentiality, A_{phyI} is for integrity.

A **software attacker** A_{SW} can control host applications, the untrusted OS, network communications, launch adversarial enclaves, arbitrarily modify any memory not protected by the TEE, and add/drop/replay enclave messages.

A **side-channel attacker** A_{SC} can glean information by passively observing interactions between the trusted and the untrusted components via the cache side-channel (A_{Cache}), the timing side-channel (A_{Time}) or the control channel (A_{Ctrl}).

A **denial-of-service attacker** A_{DoS} can take down the enclave or the host OS. Keystone allows these attacks against enclaves as the OS can refuse services to user applications at any time.

Scope. Keystone currently has no meaningful mechanisms to protect against speculative execution attacks [39, 69, 85, 99, 122, 134]. We recommend Keystone users to avoid deployments on out-of-order cores. Existing and future defenses against this class of attacks can be retrofitted into Keystone [35, 138]. Keystone does not natively protect the enclave or the SM against timing side-channel attacks. SM, RT, and eapp programmers should use existing software solutions to mask timing channels [66] and Keystone hardware manufacturers can supply timing side-channel resistant hardware [83]. The SM exposes a limited API to the host OS and the enclave. We do not provide non-interference guarantees for this API [61, 126]. Similarly, the RT can optionally perform untrusted system calls into the host OS. We assume that the RT and the eapp have sufficient checks in place to detect Iago attacks via this untrusted interface [43, 109, 125], and the SM, RT, and eapp are bug-free.

4 Keystone Internals

We discuss the Keystone design details and the enclave life-cycle. Our enclave consists of a kernel-like component in the S-mode (the runtime—RT), and an application in the U-mode (the enclave application—eapp). The RT and the host OS share a dedicated buffer that is accessible only to specific RT functions and the host.

4.1 Keystone Memory Isolation Primitives

Keystone has significantly better modularity and customizability because of our conscious design choices. First, we expect the hardware to provide only simple security primitives and interfaces. Second, we assign minimum responsibilities of the trusted software components executing at the highest privilege (e.g., bootloader, SM). Finally, we push bulk of the resource management logic either to the untrusted software or the enclave.

Caller	SM API	Description
OS	create	Validate, and measure the enclave
	run	Start enclave and boot RT
	resume	Resume enclave execution
	destroy	Release enclave memory
RT	stop	Pause enclave execution
	exit	Terminate the enclave
	attest	Get a signed attestation report
	random	Get secure random values
OS & RT	plugin*	Call SM plugins (e.g., dynamic resizing)

Table 2. The SBI API functions (SBI) provided by the Keystone SM. * indicates that the SBI is provided by an optional SM plugin.

Background: RISC-V Physical Memory Protection. Keystone uses physical memory protection (PMP) feature provided by RISC-V. PMP restricts the physical memory access of S-mode and U-mode to certain regions defined via *PMP entries* (See Figure 2).² Each PMP entry controls the U-mode and S-mode permissions to a customizable region of physical memory.³ The PMP address registers encode the address of a contiguous physical region, configuration bits specify the r-w-x permissions for U/S-mode, and two addressing mode bits. PMP has three addressing modes to support various sizes of regions (arbitrary regions and power-of-two aligned regions). PMP entries are statically prioritized with the lower-numbered PMP entries taking priority over the higher-numbered entries. If any mode attempts to access a physical address and it does not match any PMP address range, the hardware does not grant any access permissions.

Enforcing Memory Isolation via SM. PMP makes Keystone memory isolation enforcement flexible for three reasons: (a) multiple discontinuous enclave memory regions can coexist instead of reserving one large memory region shared by all enclaves; (b) PMP entries can cover a regions between sizes 4 bytes or maximum DRAM size so Keystone enclaves utilize page-aligned memory with an arbitrary size; (c) PMP entries can be dynamically reconfigured during execution such that Keystone can dynamically create a new region or release a region to the OS.

During the SM boot, Keystone configures the first PMP entry (highest priority) to cover its own memory region (code, stack, data such as enclave metadata and keys). The SM disallows all access to its memory from U-mode and S-mode using this first entry and configures the last PMP entry (lowest priority) to cover all memory and with all permissions enabled. The OS thus has default full permissions to all memory regions not otherwise covered by a PMP entry.

When a host application requests the OS to create an enclave, the OS finds an appropriate contiguous physical

²pmpaddr and pmpcfg CSRs are used to specify PMP entries

³Currently processors have up to 16 M-mode configurable PMP entries.

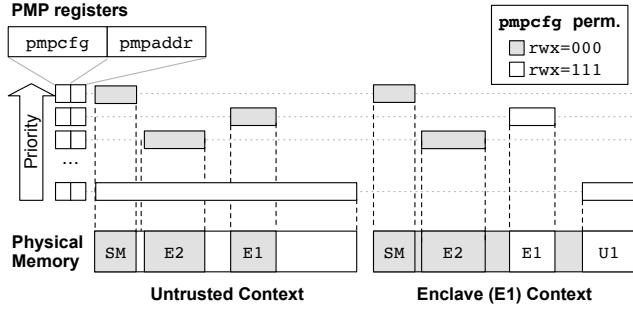


Figure 2. Keystone’s use of RISC-V PMP for the flexible, dynamic memory isolation. The SM uses a few PMP entries to guard its own memory (SM), enclave memory regions (E1, E2), and the untrusted buffer (U1). On enclave entry, the SM will reconfigure the PMP such that the enclave can only access its own memory (E1) and the enclave’s untrusted buffer (U1).

region. On receiving a valid enclave creation request, the SM protects the enclave memory by adding a PMP entry with all permissions disabled. Since the enclave’s PMP entry has a higher priority than the OS PMP entry (the last in Figure 2), the OS and other user processes cannot access the enclave region. A valid request requires that enclave regions not overlap with each other or with the SM region.

At a CPU control-transfer to an enclave, the SM (for the current core only): (a) enables PMP permission bits of the relevant enclave memory region; and (b) removes all OS PMP entry permissions to protect all other memory from the enclave. This allows the enclave to access its own memory and no other regions. At a CPU context-switch to non-enclave, the SM disables all permissions for the enclave region and re-enables the OS PMP entry to allow default access from the OS. Enclave PMP entries are freed on enclave destruction.

PMP Enforcement Across Cores. Each core has its own complete set of PMP entries. During enclave creation, Keystone adds a PMP entry to disallow everyone from accessing the enclave. These changes during the creation must be propagated to all the cores via inter-processor interrupts (IPIs). The SM executing on each of the cores handles these IPIs by removing the access of other cores to the enclave. During the enclave execution, changes to the PMP entries (e.g., context switches between the enclave and the host) are local to the core executing it and need not be propagated to the other cores. When Keystone destroys or creates an enclave, all the other cores are notified to update their PMP entries. There are no other times when the PMPs need to be synchronized via IPIs.

4.2 Enclave Lifecycle

We summarize the end-to-end life cycle of a Keystone enclave. Figure 3 shows the key steps in the enclave lifetime and the corresponding PMP changes.

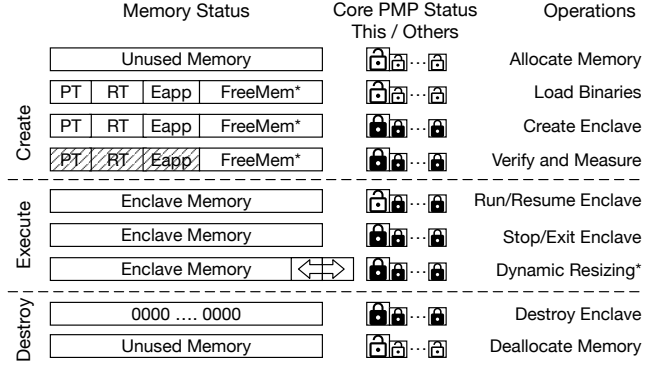


Figure 3. Lifecycle of an enclave. The enclave memory and the corresponding PMP entry status (accessible or not) are shown per each operation. For PMP status, *This* means the PMP status of the core performing the operation and *Others* is PMP of other cores.

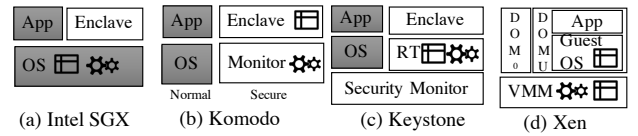


Figure 4. Memory Management Designs (the shaded area is untrusted). (a) Intel SGX: the untrusted OS manages the memory and translates virtual-to-physical address. (b) Komodo: the page-tables are inside the enclave but the monitor creates the mappings. (c) Keystone: delegates page management to enclave with its own page table. (d) XEN: the hypervisor performs the page management, there are two page tables in this setup.

Enclave Creation. At creation, Keystone measures the enclave memory to ensure that the OS has loaded the enclave binaries correctly to the physical memory. Keystone uses the initial virtual memory layout for the measurement because the physical layout can legitimately vary (within limits) across different executions. For this, the SM expects the OS to initialize the enclave page tables and allocate physical memory for the enclave. The SM walks the OS-provided page table and checks if there are invalid mappings and ensures a unique virtual-to-physical mapping. Then the SM hashes the page contents along with the virtual addresses and the configuration data.

Enclave Execution. The SM sets the PMP entries and transfers the control to the enclave entry point.

Enclave Destruction. On an OS initiated tear-down, the SM clears the enclave memory region before returning the memory to the OS. SM cleans and frees all the enclave resources, PMP entries, and enclave metadata.

4.3 Post-creation In-enclave Page Management

Keystone has a different memory management design from the existing TEEs (see Figure 4). It uses the OS generated

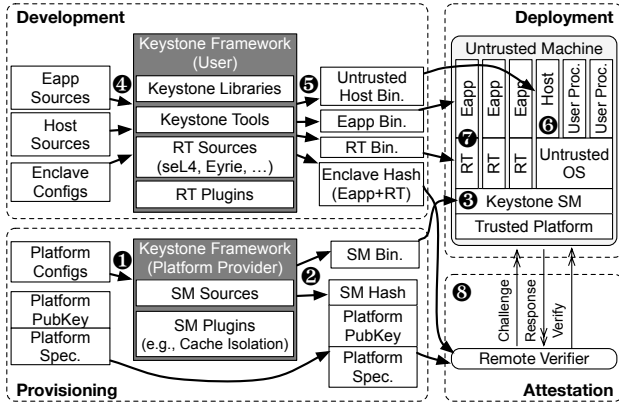


Figure 5. End-to-end Overview of Keystone Framework. ① The platform provider configures the SM. ② Keystone compiles and generates the SM boot image. ③ The platform provider deploys the SM. ④ The developer writes an eapp and configures the enclave. ⑤ Keystone builds the binaries and computes their measurements. ⑥ The untrusted host binary is deployed to the machine. ⑦ The host deploys the RT and the eapp and initiates the enclave creation. ⑧ A remote verifier can perform the attestation based on a known platform specifications, the keys, and the SM/enclave measurements.

page-tables for the initialization and then delegates the virtual-to-physical memory mapping entirely to the enclave during the execution. Since RISC-V provides per-hardware-thread views of the physical memory via the machine-mode and the PMP registers, it allows Keystone to have multiple concurrent and potentially multi-threaded enclaves to access the disjoint physical memory partitions. With an isolated S-mode inside the enclave, Keystone can execute its own virtual memory management which manipulates the enclave-specific page-tables. Page tables are always inside the isolated enclave memory space. By leaving the memory management to the enclave we: (a) support several plugins for memory management which are not possible in any of the existing TEEs (see Section 5.1); (b) remove controlled side-channel attacks as the host OS cannot modify or observe the enclave virtual-to-physical mapping.

5 Keystone Framework

Figure 5 details the steps from Keystone provisioning to eapp deployment. Independently, the eapp and the RT developers use Keystone tools and libraries to write eapps and plugins. They can specify the plugins they want to use at the enclave compile time. SM plugins that expose additional hardware or security functionality are determined at compile and provisioning time. We now demonstrate our various Keystone plugins.

5.1 Enclave Memory Management Plugins

Each enclave can run both S-mode and U-mode code. Thus, it has the privileges to manage the enclave memory without crossing the isolation boundaries. By default, Keystone

enclaves may occupy a fixed contiguous physical memory allocated by the OS, with a statically-mapped virtual address space at load time. Although this is suitable for some embedded applications, it limits the memory usage of most legacy applications. To this end, we describe several optional plugins which enable flexible memory management of the enclave.

Free-memory. We built a plugin that allows the Eyrie RT to perform page table changes. It also lets the enclave reserve physical memory without mapping it at creation time. This unmapped (hence, free) memory region is not included in the enclave measurement and is zeroed before beginning the eapp execution. The free-memory plugin is required for other more complex memory plugins.

Dynamic Resizing. Statically pre-defined maximum enclave size and subsequent static physical / virtual memory pre-allocations prevent the enclave from scaling dynamically based on workload. It also complicates the process of porting existing applications to eapps. To this end, Keystone allows the Eyrie RT to request dynamic changes to the physical memory boundaries of the enclave. The Eyrie RT may request that the OS make an extend SBI call to add contiguous physical pages to the enclave memory region. If the OS succeeds in such an allocation, the SM increases the size of the enclave and notifies the Eyrie RT who then uses the free memory plugin to manage the new physical pages.

In-Enclave Self Paging. We implemented a generic in-enclave page swapping plugin for the Eyrie RT. It handles the enclave page-faults and uses a generic page backing-store that manages the evicted page storage and retrieval. Our plugin uses a simple random eapp-only page eviction policy. It works in conjunction with the free memory plugin for virtual memory management in the Eyrie RT. Put together, they help to alleviate the tight memory restrictions an enclave may have due to the limited DRAM or the on-chip memory size [107–109].

Protecting the Page Content Leaving the Enclave. When the enclave handles its own page fault, it may attempt to evict the pages out of the secure physical memory (either an on-chip memory or the protected portion of the DRAM). When these pages have to be copied out, their content needs to be protected. Thus, as part of the in-enclave page management, we implement a backing-store layer that can include page encryption and integrity protection to allow for the secure content to be paged out to the insecure storage (DRAM regions or disk). The protection can be done either in the software as a part of the Keystone RT (Figure 6(d)) or by a dedicated trusted hardware unit—a memory encryption engine (MEE) [72]—with an SM plugin (Figure 6e). Admittedly, this incurs significant design challenges in efficiently storing the metadata and performance optimizations. Keystone design is agnostic to the specific integrity schemes and can reuse the existing mechanisms [97, 118].

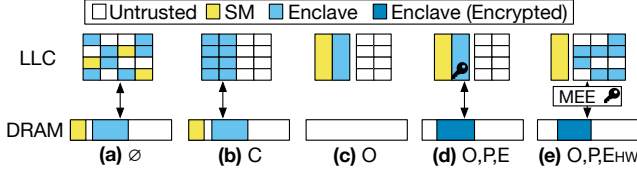


Figure 6. Keystone memory Model for the combination of various plugins. \emptyset : no plugin, C: cache partitioning, O: on-chip scratchpad, P: enclave self-paging, E: software memory encryption E_{HW} : hardware memory encryption.

5.2 SM Plugins

Keystone can easily integrate with optional hardware to provide stronger security guarantees at the cost of various trade-offs. We demonstrate several SM plugins that can defend the enclave against a physical attacker or cache side-channel attacks using the FU540-C000 L2 memory controller.

Secure On-chip Memory. To protect the enclaves against a physical attacker who has access to the DRAM, we implemented an *on-chip memory* plugin (Figure 6(c)). It allows the enclave to execute without the code or the data leaving the chip package. On the FU540-C000, we dynamically instantiate a scratchpad memory of up to 2MB via the L2 memory controller to generate a usable on-chip memory region. An enclave requesting to run in the on-chip memory loads nearly identically to the standard procedure with the following changes: (a) the host loads the enclave to the OS allocated memory region with modified initial page-tables referencing the final scratchpad address; and (b) the SM plugin copies the standard enclave memory region into the new scratchpad region before the measurement. Any context switch to the enclave now results in an execution in the scratchpad memory. This plugin uses only our basic enclave life-cycle hooks for the platform-specific plugins and does not require further modification of the SM. The only other change required was a modification of the untrusted enclave loading process to make it aware of the physical address region that the scratchpad occupies. No modifications to the Eyrie RT or the eapps are required.

Cache Partitioning. Enclaves are vulnerable to cache side-channel attacks from the untrusted OS and the applications on the other cores via a shared cache. To this end, we build a cache partitioning plugin using two hardware capabilities: (a) the L2 cache controller’s *waymasking* primitive similar to Intel’s CAT [104]; (b) PMP to way-partition the L2 cache transparently to the OS and the enclaves. Our plugin enforces effective *non-interference* between the partitioned domains, see Figure 6(b). Upon a context switch to the enclave, the cache lines in the partition are flushed. During the enclave execution, only the cache lines from the enclave physical memory are in the partition and are thus protected by PMP. The adversary cannot insert cache lines in this partition

during the enclave execution due to the line replacement way-masking mechanism. The net effect is that the adversary (A_{Cache}) gains no information about the evictions, the resident lines, or the residency size of the enclave’s cache. Ways are partitioned at runtime and are available to the host whenever the enclave is not executing even if paused.

5.3 Functionality Plugins

Edge Call Interface. The eapp cannot access the non-enclave memory in Keystone. If it needs to read/write the data outside the enclave, the Eyrie RT performs *edge calls* on its behalf. Our edge call, which is functionally similar to RPC, consists of an index to a function implemented in the untrusted host application and the parameters to be passed to the function. Eyrie tunnels such a call safely to the untrusted host, copies the return values of the function back to the enclave, and sends them to the eapp. The copying mechanism requires Eyrie to have access to a buffer shared with the host. To enable this: (a) the OS allocates a shared buffer in the host memory space and passes the address to the SM at enclave creation; (b) the SM passes the address to the enclave so the RT may access this memory; (c) the SM uses a separate PMP entry to enable OS access to this shared buffer. All the edge calls have to pass through the Eyrie RT as the eapp does not have access to the shared memory virtual mappings. This plugin can be used to add support for syscalls, IPC, enclave-enclave communication, and so on.

Proxied System Calls. We allow the proxying of some syscalls from the eapp to the host application by re-using the edge call interface. The user host application then invokes the syscall on an untrusted OS on behalf of the eapp, collects the return values, and forwards them to the eapp. Keystone can utilize existing defenses to prevent Iago attacks [44] via this interface [43, 109, 125].

In-enclave System Calls. For appropriate syscalls (e.g., mmap, brk, getrandom), Keystone invokes an SM interface or executes them in Eyrie to return the results to the eapp.

Multi-threading. We run multi-threaded eapps by scheduling all the threads on the same core. We do not support parallel multi-core enclave execution yet.

5.4 Other Keystone Primitives

Keystone supports following other standard TEE primitives.

Secure Boot. A Keystone root-of-trust can be either a tamper-proof software (e.g., a zeroth-order bootloader) or hardware (e.g., crypto engine). At each CPU reset, the root-of-trust (a) measures the SM image, (b) generates a fresh attestation key from a secure source of randomness, (c) stores it to the SM private memory, and (d) signs the measurement and the public key with a hardware-visible secret. These are standard operations, can be implemented in numerous ways [82, 87]. Keystone does not rely on a specific implementation. For

completeness, currently, Keystone simulates secure boot via a modified first-stage bootloader to perform all the above steps.

Secure Source of Randomness. Keystone provides a secure SM SBI call, `random`, which returns a 64-bit random value. Keystone uses a hardware source of randomness if available or can use other well-known options [100] if applicable.

Trusted Timer. Keystone allows the enclaves to access the read-only hardware-maintained timer registers via the `rdcycle` instruction. The SM supports standard timer SBI calls.

Remote Attestation. Keystone SM performs the measurement and the attestation based on the provisioned key. Enclaves may request a signed attestation from the SM during runtime. Keystone uses a standard scheme to bind the attestation with a secure channel construction [61, 87] by including limited arbitrary data (e.g., Diffie-Hellman key parameters) in the signed attestation report. Key distribution [20], revocation [75], attestation services [77], and anonymous attestation [38] are orthogonal challenges.

Secure Delegation. Keystone delegates the traps (i.e., interrupts and exceptions) raised during the enclave execution to the RT via the interrupt delegation registers. The RT invokes the appropriate handlers inside the enclave for user-defined exceptions and may forward other traps to the untrusted OS via the SM.

Monotonic Counters & Sealed Storage. Enclaves may need monotonic counters for protection against rollback attacks and versioning [53]. Keystone can support monotonic counters by keeping a limited counter state in the SM memory. Keystone can support sealed storage [20] in the future.

6 Security Analysis

We argue the security of the enclave, the OS, and the SM based on the threat model outlined in Section 3.2.

6.1 Protection of the Enclave

Keystone attestation ensures that any modification of the SM, RT, and the eapp is visible while creating the enclave. During the enclave execution, any direct attempt by an A_{SW} to access the enclave memory (cached or uncached) is defeated by PMP. All the enclave data structures can only be updated in the enclave or the SM, both of them are isolated from direct access. Subtle attacks such as controlled side channels (A_{Cntrl}) are not possible in Keystone because enclaves have dedicated page management and in-enclave page tables. This ensures that any enclave executing with any Keystone instantiated TEE is always protected against the above attacks.

Mapping Attacks. The RT is trusted, does not intentionally create malicious virtual to physical address mappings [74]

and ensures that the mappings are valid. The RT initializes the page tables either during the enclave creation or loads the pre-allocated (and SM validated) static mappings. During the enclave execution, the RT ensures that the layout is not corrupted while updating the mappings (e.g., via `mmap`). When the enclave gets new empty pages, say via the dynamic memory plugin, the RT checks if they are safe to use before mapping them to the enclave. Similarly, if the enclave is removing any pages, the RT scrubs their content before returning them to the OS.

Syscall Tampering Attacks. If the eapp and the RT invoke untrusted functions implemented in the host process and/or execute the OS syscalls, they are susceptible to Iago attacks and system call tampering attacks [44, 114]. Keystone can re-use the existing shielding systems [25, 43, 125] as plugins to defend the enclave against these attacks.

Side-channel Attacks. Keystone thwarts cache side-channel attacks (Section 5.2). Enclaves do not share any state with the host OS or the user application and hence are not exposed to controlled channel attacks. The SM performs a clean context switch and flushes the enclave state (e.g., TLB). The enclave can defend itself against explicit or implicit information leakage via the SM or the edge call API with known defenses [127, 128]. Only the SM can see other enclave events (e.g., interrupts, faults), these are not visible to the host OS. Timing attacks against the eapp are out of scope.

6.2 Protecting the Host OS

Keystone RTs execute at the same privilege level as the host OS, so an A_{SW} in our case is stronger than in SGX. We ensure that the host OS is not susceptible to new attacks from the enclave because the enclave cannot: (a) reference any memory outside its allocated region due to the SM PMP-enforced isolation; (b) modify page tables belonging to the host user-level application or the host OS; (c) pollute the host state because the SM performs a complete context switch (TLB, registers, L1-cache, etc.) when switching between an enclave and the OS; (d) DoS a core as the SM watchdog timer assures that the enclave returns control to the OS.

6.3 Protection of the SM

The SM naturally distrusts all the lower-privilege software components (eapps, RTs, host OS, etc.). It is protected from an A_{SW} because all the SM memory is isolated using PMP and is inaccessible to any enclave or the host OS. The SM SBI is another potential avenue of attack. Keystone’s SM presents a narrow, well-defined SBI to the S-mode code. It does not do complex resource management and is small enough to be formally verified [61, 102]. The SM is only a reference monitor, it does not require scheduled execution time, so an A_{DoS} is not a concern. The SM can defend against an A_{Cache} and an A_{Time} with known techniques [66, 83].

6.4 Protection Against Physical Attackers

Keystone can protect against a physical adversary by a combination of plugins and a proposed modification to the bootloader. Similar to [47], we use a scratchpad to store the decrypted code and data, while the supervisor mode component (Eyrie plugins) handles the page-in and page-out.

The **enclave** itself is protected by the on-chip memory plugin (in SM) and the paging plugins (in Eyrie), with encryption and integrity protection on the pages leaving the on-chip memory. The page backing-store is a standard PMP protected physical memory region now containing only the encrypted pages, similar in concept to the SGX EPC. This fully guarantees the confidentiality and integrity of the enclave code and data from an attacker with complete DRAM control.

The **SM** should be executed entirely from the on-chip memory. The SM is statically sized and has a relatively small in-memory footprint (< 150Kb). On the FU540-C000, this would involve repurposing a portion of the L2 loosely-integrated memory (LIM) via a modified trusted bootloader.

With all of these plugins and techniques in place, the only content present outside of the chip package is either untrusted (host, OS, etc.) or is encrypted and integrity protected (e.g., swapped enclave pages). Keystone accomplishes this with no hardware modifications.

7 Implementation

We implemented our **SM** on top of the Berkeley Boot Loader (bbl) [10]. It supports M-mode trap handling, boot, and other features. We simulated the primitives that require hardware support (randomness, root-of-trust, etc.) and provided well-defined interfaces. All the plugins in Section 5 are available as compile-time options. Memory encryption is implemented using software AES-128 [1] and integrity protection is partially implemented. We implemented the **Eyrie RT** from scratch in C. We ported the **seL4 microkernel** [84] to Keystone with 290 LoC modifications to seL4 for boot, memory initialization, and interrupt handling. There are no inherent restrictions to these two RTs, and we expect future development to add further options. Our user-land interface for interactions with the enclaves is provided via a **Linux kernel module** that creates a device endpoint (/dev/Keystone).

We provide several libraries (edge-calls, host-side syscall endpoints, attestation, etc.) in C and C++ for the host, the eapp, and interaction with the driver-provided Linux device. Our provided tools generate the enclave measurements (hashes) without requiring RISC-V hardware, customize the Eyrie RT, and package the host application, eapps, RT into a single binary. We have a complete top-level build solution to generate a bootable Linux image (based on the tooling for the SiFive HiFive Freedom Unleashed) for QEMU, FPGA softcores, and the HiFive containing our SM, the driver, and

Platform	Core		Cache Size (KB)		Latency (cycles)		# of TLB Entries	
	#	Type	L1-I/D	L2	L1	L2	L1	L2
Rocket-S	1	in-order	8/8	512	2	24	8	128
Rocket	1	in-order	16/16	512	2	24	32	1024
BOOM	1	OoO	32/32	2048	4	24	32	1024
FU540	4	in-order	32/32	2048	2	12-15*	32	128

Table 3. Hardware specification for each platform. L2 cache latency in FU540 (*) is based on estimation.

the enclave binaries. Keystone is open-source and available at <https://github.com/keystone-enclave/>.

Writing eapps. The eapp developers can choose to port their legacy applications along with one of the default RTs provided by Keystone. This requires near-zero developer efforts. Alternatively, the developers can use our SDK to write eapp specifically for Keystone. Lastly, Keystone supports manually partitioning the applications such that the security-sensitive parts of the logic execute inside the enclave, while the rest of the code can execute in the untrusted host. Thus, Keystone framework gives the developers ample flexibility in designing and implementing eapps.

8 Evaluation

We aim to answer the following questions in our evaluation:

- (RQ1) Modularity.** Is the Keystone framework viable in different configurations for real applications?
- (RQ2) TCB.** What is the TCB of Keystone-instantiated TEE in various deployment modes?
- (RQ3) Performance.** How much overhead does Keystone add to eapp execution time?
- (RQ4) Real-world Applications.** Does Keystone provide expressiveness with minimal developer efforts for eapps?

Experimental Setup. We used four different setups for our experiments; the SiFive HiFive Freedom Unleashed [3] with a closed-source FU540-C000 (at 1GHz), and three open-source RISC-V processors: small Rocket (Rocket-S), default Rocket [26], and Berkeley Out-of-order Machine (BOOM) [41]. See Table 3 for details. We instantiated the open-source processors on FPGAs using FireSim [80] which is responsible for emulating the cores at 1GHz. The host OS is buildroot Linux (kernel 4.15). All evaluation was performed on the HiFive and the data is averaged over 10 runs unless otherwise specified.

8.1 Modularity & Support

We outline the qualitative measurement of Keystone flexibility in extending features, reducing TCB, and using the platform features. Table 4 shows the TCB breakdown of various components (required and optional) for the SM and Eyrie RT.

Component	Runtime	SM
Base	1800	1100
Memory Isolation	—	500
Free Memory	300	—
Dynamic Memory	100	70
Edge-call Handling	300	30
Syscalls	450	—
libc Environment	50	—
IO Syscall Proxying	300	—
Cache Partitioning	—	300
In-enclave Paging	300	—
On-chip Memory	—	50

Table 4. TCB Breakdowns (in LoC) for Eyrie RT and SM features.

Extending RTs. Most of the modifications (e.g., additional edge-call features) require no changes to the SM, and the eapp programmer may enable them as needed. Future additions (e.g., ports of interface shields) may be implemented exclusively in the RT. We also add support for a new RT by porting seL4 to Keystone and use it to execute various eapps (See Section 8.3). Keystone passes all the tests in seL4 suite and incurs less than 1% overhead on average over all test cases.

Extending the SM. The advantage of an easily modifiable SM layer is noticeable when the features require interaction with the core TEE primitives like memory isolation. The SM features were able to take advantage of the L2 cache controller on the FU540 to offer additional security protections (cache-partitioning and on-chip isolation) without changes to the RT or eapp.

TCB Breakdown. Keystone comprises of the M-mode components (bbl and SM), the RT, the untrusted host application, the eapp, and the helper libraries, of which only a fraction is in the TCB. The M-mode component is 10.7 KLoC with a cryptographic library (4 KLoC), pre-existing trap handling, boot, and utilities (4.7 KLoC), the SM (1.6 KLoC), and SM plugins (400 LoC). A minimum Eyrie RT is 1.8 KLoC, with plugins adding further code as shown in Table 4 up to a maximum Eyrie RT TCB of 3.6 KLoC. The current maximum TCB for an eapp running on our SM and Eyrie RT is thus a total of 15 KLoC. TCB calculations were made using cloc [2] and undef [17].

8.2 Benchmarks

We use 4 standard benchmark suites with a mix of CPU, memory, and file I/O for system-wide analysis: **Beebs**, **CoreMark**, **RV8**, and **IOZone**. We report the overheads of the cache partitioning plugin and physical attacker protection with RV8 as an example of Keystone trade-offs. In all the graphs, ‘other’ refers to the lifecycle costs for enclave creation, destruction, etc.

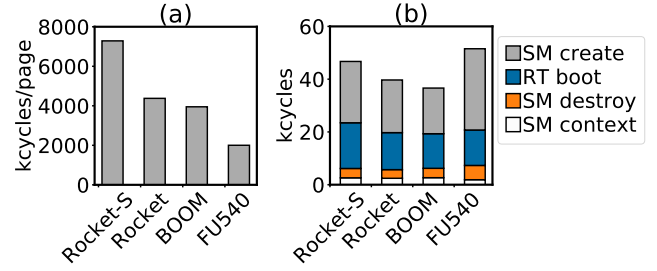


Figure 7. Breakdown of the operations during the enclave life-cycle. (a) shows the enclave validation and the hashing duration, and (b) shows the breakdown of other operations. (b) does not include the duration of size-dependent operations such as the measurement in create (Shown in (a)) and the memory cleaning in destroy (4K-11K cycles/page).

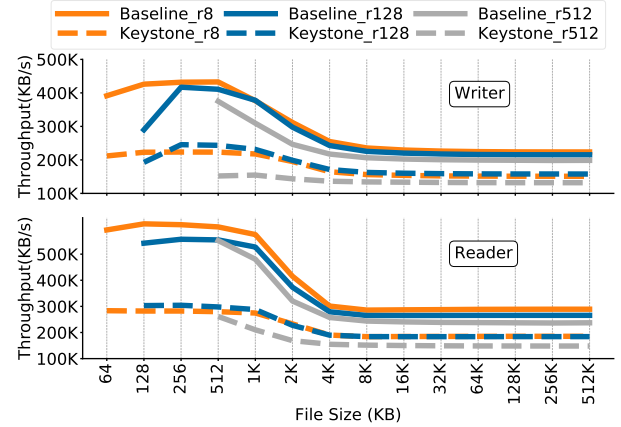


Figure 8. IOZone file operation throughput in Keystone for various file and record sizes (e.g., r8 represents 8KB record). We only show write and read results due to limited space.

Common Operations. Figure 7 shows the breakdown of various enclave operations. Initial validation and measurement dominate the startup with 2M and 7M cycles/page for FU540 and Rocket-S due to an unoptimized software implementation of SHA-3 [15]. The remaining enclave creation time totals 20k-30k cycles. Similarly, the attestation is dominated by the ed25519 [8] signing software implementation with 0.7M-1.6M cycles. These are both one-time costs per enclave and can be substantially optimized in software or hardware. The most common SM operation, context switches, currently take between 1.8K(FU540)-2.6K(Rocket-S) cycles depending on the platform. Notably, creation and destruction of enclaves take longer on the FU540 (4-core), which can be attributed to the multi-core PMP synchronization.

Standard Benchmarks Used as Unmodified eapp Binaries. **Beebs**, **CoreMark**, and **RV8**. As expected, Keystone incurs no meaningful overheads ($\pm 0.7\%$, excluding enclave creation/destruction) for pure CPU and memory benchmarks.

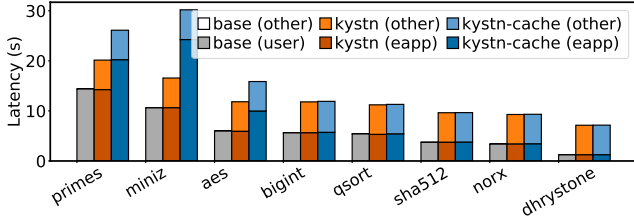


Figure 9. Total execution time comparison for the RV8 benchmarks. Each bar consists of the duration of the application (user or eapp), and the other overheads (other). Keystone (Keystone) and Keystone with cache partitioning plugin (Keystone-cache) are compared with the native execution in Linux (base).

Plugins	Overhead (%)				# of Page Faults (O, P)
	\emptyset	C	O, P	O, P, E	
Adversary	ASW_{Ctrl}	ASW_{SC}	ASW_{SC}	$ASW_{SC,PhyC}$	
primes	-0.9	40.5	65475.5	*	66×10^6
miniz	0.1	128.5	80.2	615.5	18341
aes	-1.1	66.3	1471.0	4552.7	59716
bigint	-0.1	1.6	0.4	12.0	168
qsort	-2.8	-1.3	12446.3	26832.3	285147
sha512	-0.1	0.3	-0.1	-0.2	0
norx	0.1	0.9	2590.1	7966.4	58834
dhrystone	-0.2	0.3	-0.2	0.2	0

Table 5. Overhead of various plugins on RV8 benchmarks over native execution. \emptyset : no plugin, C: cache partitioning, O: on-chip scratch pad execution (1MB), P: enclave self-paging, E: software-based memory encryption. *: does not complete in ~ 10 hrs.

IOZone. All the target files are located on the untrusted host and we tunnel the I/O system calls to the host application. Figure 8 shows the throughput plots of common file-content access patterns. Keystone experiences expected high throughput loss for both write (avg. 36.2%) and read (avg. 40.9%). There are three factors contributing to the overhead: (a) all the data crossing the privilege boundary is copied an additional time via the untrusted buffer, (b) each call requires the RT to go through the edge call interface, incurring a constant overhead, and (c) the untrusted buffer contends in the cache with the file buffers, incurring an additional throughput loss on re-write (avg. 38.0%), re-read (avg. 41.3%), and record re-write (avg. 55.1%) operations. Since (b) is a fixed cost per system call, it increases the overhead for the smaller record sizes.

Cache Partitioning. The mix of pure-CPU and large working-set benchmarks in RV8 are ideal to demonstrate cache partitioning impact. For this experiment, we grant 8 of the 16 ways in the FU540 L2 cache to the enclave during execution (see Figure 9). Small working-set tests show low overheads from cache flush on context switches, whereas large working-set tests (primes, miniz, and aes) show up to 128.19% overhead due to a smaller effective cache. The enclave initialization latency is unaffected.

Physical Attacker Protections. We ran the RV8 suite with our on-chip execution plugins, enclave self-paging, page encryption, and a DRAM backing page store (Table 5). A few eapps (sha512, dhrystone), which fit in the 1MB on-chip memory, incurs no overhead and are protected even from A_{Phy} . For the larger working-set-size eapps, the paging overhead increases depending on the memory access pattern. For example, primes incurs the largest amount of page faults because it allocates and randomly accesses a 4MB buffer causing a page fault for almost every memory access. Software-based memory encryption adds 2–4 \times more overhead to page faults. These overheads can be alleviated by the Keystone framework if a larger on-chip memory or dedicated hardware memory encryption engine is available as we discussed in Section 5.

8.3 Case Studies

We demonstrate how Keystone can be adapted for a varied set of devices, workloads, and application complexities with three case-studies: (a) machine learning workloads for the client and server-side usage, (b) a cryptographic library porting effort for varied RTs, (c) a small secure computation application written natively for Keystone. The evaluation for these case-studies was performed on the HiFive board.

Porting Efforts & Setup. We used the unmodified application code logic, hard-coded all the configurations and arguments for simplicity, and statically linked the binaries against glibc or musl libc supported in the Eyrie RT. We ported the widely used cryptographic library libsodium to both Eyrie and seL4 RT trivially.

Case-study 1: Secure ML Inference with Torch and Eyrie. We ran nine Torch-based models of increasing sizes with Eyrie on the Imagenet dataset [58] (see Table 6). They comprise 15.7 and 15.4KLoC of TH [13] and THNN [16] libraries from Torch compiled with musl libc. Each model has an additional 230 to 13.4 KLoC of model-specific inference code [133]. We performed two sets of experiments: (a) execute the model inference code with static maximum enclave size; (b) turn on the dynamic resizing plugin so that the enclave extends its size on-demand when it executes. Figure 10 shows the performance overheads for these two configurations and non-enclaved execution baseline.

Initialization Overhead. is noticeably high for both static size and dynamic resizing. It is proportional to the eapp binary size due to enclave page hashing. Dynamic resizing reduces the initialization latency by 2.9% on average as the RT does not map free memory during enclave creation.

eapp Execution Overhead. We report an overhead between -3.12%(LeNet) to 7.35%(Densenet) for all the models with both static enclave size and dynamic resizing. The cause for this is: (a) Keystone loads the entire binary in physical memory before it begins eapp execution, precluding any page faults for zero-fill-on-demand or similar behavior, so smaller

Model	# of Layers	# of Param	App LOC	Binary Size	Memory Usage
Wideresnet	93	36.5M	1625	140MB	384MB
Resnext29	102	34.5M	1910	123MB	394MB
Inceptionv3	313	27.2M	5359	92MB	475MB
Resnet50	176	25.6M	3094	98MB	424MB
Densenet	910	8.1M	13399	32MB	570MB
VGG19	55	20.0M	1088	77MB	165MB
Resnet110	552	1.7M	9528	7MB	87MB
Squeezenet	65	1.2M	914	5MB	52MB
LeNet	12	62K	230	0.4MB	2MB

Table 6. Summary of the Torch Models. The model specification, workload characteristics, binary object size, and the total enclave memory usage.

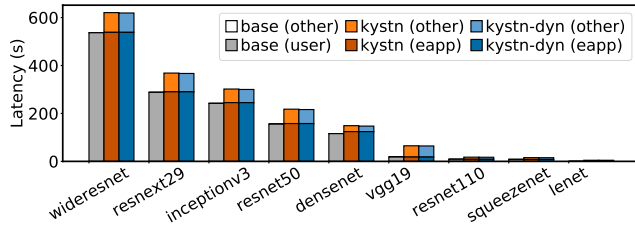


Figure 10. Comparison of inferencing duration for various Torch models with and without dynamic resizing. Each bar consists of the duration of the application (user or eapp), and the other overheads (other). Keystone (Keystone) and Keystone with the dynamic resizing plugin (Keystone-dyn) are compared with the native execution in Linux (base).

sized networks like LeNet execute faster in Keystone; (b) the overhead is primarily proportional to the number of layers in the network, as more layers results in more memory allocations and increase the number of mmap and brk syscalls. We used a small hand-coded test to verify that Eyrie RT’s custom mmap is slower than the baseline kernel and incurs overheads. So Densenet, which has the maximum number of layers (910), suffers from larger performance degradation. In summary, for long-running eapps, Keystone incurs a fixed one-time startup cost and the dynamic resizing plugin is indeed useful for larger eapps.

Case-study 2: Secure ML with FANN and seL4. Keystone can be used for small devices such as IoT sensors and cameras to train models locally as well as flag events with model inference. We ran FANN, a minimal (8KLoC C/C++) eapp for embedded devices with the seL4 RT to train and test a simple XOR network. The end-to-end execution overhead is 0.36% over running in seL4 without Keystone.

Case-study 3: Secure Remote Computation. We designed and implemented a secure server eapp (and remote client) to count the number of words in a given message. We executed it with Eyrie and no plugins. It performs attestation, uses

libsodium to bind a secure channel to the attestation report, then polls the host application for encrypted messages using edge-calls, processes them inside the enclave, and returns an encrypted reply to be sent to the client. The eapp consists of the secure channel code using libsodium (60 LoC), the edge-wrapping interface (45 LoC), and other logic (60 LoC). The host is 270 LoC and the remote client is 280 LoC. Keystone takes 45K cycles for a round-trip with an empty message, secure channel, and message passing overheads. It takes 47K cycles between the host getting a message and the enclave notifying the host to reply.

9 Related Work

Keystone is the first framework for customizing TEEs. Here, we survey existing TEEs and alternative approaches.

TEE Architectures & Extensions. We summarize the design choices of the most recent TEEs and their extensions in Table 1. Of these, three major TEEs are closely related to Keystone: (a) Intel Software Guard Extension (SGX) executes user-level code in an isolated virtual address space backed by encrypted RAM pages [96]; (b) ARM TrustZone divides the memory into two worlds (i.e., normal vs. secure) to run applications in protected memory [24]; and (c) Sanctum uses the memory management unit (MMU) and cache partitioning to isolate memory and prevent cache side-channel attacks [54]. Several other TEEs explore design layers such as hypervisors [30, 45, 48, 52, 63, 74, 81, 89, 93, 131, 140, 142], physical memory [35, 42, 86, 88, 94, 110, 119], virtual memory [36, 50, 55, 60, 120], and process isolation [56, 64, 113, 117, 130, 132].

Re-purposing Existing TEEs for Modularity. One way to meet Keystone design goals is to reuse the TEE solutions available on commodity CPUs. For each of these TEEs, it is possible to enable a subset of programming constructs (e.g., threading, dynamic loading of binaries) by including a software management component inside the enclave [7, 11, 14, 31, 43]. On the other hand, all of the existing TEEs are hardware extensions which are designed and implemented by the CPU manufacturer. Thus, they do not allow users to access the programmable interface at a layer underneath the untrusted OS. One way to simulate the programmable layer is by adding a trusted hypervisor layer which then executes an untrusted OS, but this approach inflates the TCB. Lastly, none of these potential designs allow for adapting to threat models and workloads.

Differences from Trusted Hypervisor Keystone executes the enclave logic in the supervisor mode (RT) and the user mode (eapp), while the machine mode code (SM) merely checks and enforces isolation boundaries. Although Keystone may seem similar to a trusted hypervisor, it does not implement or perform any resource management, virtualization, or scheduling in the SM. It merely checks if the untrusted OS and the enclave (RT, eapp) are managing the

shared resources correctly. Thus, Keystone SM is more analogous to a reference monitor [21, 70].

TEE Support. Several existing works enhance existing TEE platforms. At the SM layer they optimize program-critical tasks [29, 54, 120], at RT they target portability, functionality, security [4, 6, 7, 14, 25, 31, 43, 65, 101, 105, 124, 135], and at eapp layer they reduce the developer efforts [27, 28]. Although these systems are a fixed configuration in the TEE design space, they provide valuable lessons for Keystone feature design and future optimization.

Enhancing the Security of TEEs. Better and secure TEE design has been a long-standing goal, with advocacy for security-by-design [76, 112]. We point out that Keystone is not vulnerable to a large class of side-channel attacks [40, 123, 137] by design, while speculative execution attacks [39, 85] are limited to out-of-order RISC-V cores (e.g., BOOM) and do not affect most SOC implementations (e.g., Rocket). Keystone can re-use known cache side-channel defenses [35, 83] as we demonstrated in Section 5.2. Lastly, Keystone can benefit from various RISC-V proposals underway to secure IO operations with PMP [111]. Thus, Keystone either eliminates classes of attacks or allows integration with existing techniques.

Formally Verified Hardware & Software. TEE-like guarantees can be achieved orthogonally by a hardware and software stack which is formally verified as resistant against all classes of attacks that TEEs prevent. A careful and ground-up design with verified components [18, 19, 23, 33, 34, 46, 51, 57, 62, 71, 73, 84, 90, 103, 116, 136, 139] may provide stronger guarantees, and Keystone can help to explore designs which combine these with hardware protection [61, 129].

10 Conclusion

We present Keystone, the first framework for customizable TEEs. With our modular design, we showcase the use of Keystone for several standard benchmarks and applications on illustrative RTs and various deployments platforms. Keystone can serve as a framework for research and prototyping better TEE designs.

Acknowledgments

We thank Srini Devdas and Ilia Lebedev for sharing the Sanctum codebase and initial discussions. We thank Alexander Thomas and Stephan Kaminsky for their help in building Keystone and Jerry Zhao for help in running Keystone on BOOM. Thanks to the members of UCB BAR for their help with the SiFive HiFive Freedom Unleashed and FireSim setup. We thank Paul Kocher and Howard Wu for their feedback on the early versions of this draft. Thanks to the Privado team at Microsoft Research for sharing the torch code for our case-study. This material is in part based upon work supported by the National Science Foundation under Grant No.

TWC-1518899 and DARPA N66001-15-C-4066. Any opinions, findings, and conclusions or recommendations expressed in this material are those of the author(s) and do not necessarily reflect the views of the National Science Foundation. Research partially funded by RISE Lab sponsor Amazon Web Services, ADEPT Lab industrial sponsors and affiliates Intel, HP, Huawei, NVIDIA, and SK Hynix. Any opinions, findings, conclusions, or recommendations in this paper are solely those of the authors and do not necessarily reflect the position or the policy of the sponsors.

References

- [1] Basic implementations of standard cryptography algorithms. <https://github.com/B-Con/crypto-algorithms>.
- [2] cloc - count lines of code. <https://github.com/AlDanial/cloc>.
- [3] HiFive Unleashed - SiFive. <https://www.sifive.com/boards/hifive-unleashed>.
- [4] MesaTEE: A Trustworthy Memory-safe Distributed Computing Framework. <https://mesatee.org/>.
- [5] MultiZone Hex Five Security - The 1st Trusted Execution Environment for RISC-V. <https://hex-five.com/>.
- [6] Open enclave sdk. <https://openenclave.io/sdk/>.
- [7] Open Portable Trusted Execution Environment - OP-TEE. <https://www.op-tee.org/>.
- [8] Portable C Implementation of Ed25519, A high-speed high-security public-key signature system. <https://github.com/mit-sanctum/ed25519>.
- [9] Proof of elapsed time (poet) 1.0 specification - sawtooth v1.0.5 documentation. <https://sawtooth.hyperledger.org/docs/core/releases/1.0/architecture/poet.html>.
- [10] RISC-V Proxy Kernel and Boot Loader. <https://github.com/riscv/riscv-pk>.
- [11] SierraTEE Virtualization for ARM TrustZone and MIPS. <https://www.sierraware.com/open-source-ARM-TrustZone.html>.
- [12] Keystone Source Code Release. <https://keystone-enclave.org/>.
- [13] Standalone C TH library. C/CPU implementation of Tensors. <https://github.com/torch/TH>.
- [14] T6 - Secure OS and TEE. <https://www.trustkernel.com/en/products/>.
- [15] Tiny SHA3. <https://github.com/mjosaarinen/tinysha3/>.
- [16] Torch/nn gathers nn's c implementations of neural network modules. <https://github.com/torch/nn/tree/master/lib/THNN>.
- [17] unifdef. <http://dotat.at/prog/unifdef/>.
- [18] Sidney Amani, Alex Hixon, Zilin Chen, Christine Rizkallah, Peter Chubb, Liam O'Connor, Joel Beeren, Yutaka Nagashima, Japheth Lim, Thomas Sewell, Joseph Tuong, Gabriele Keller, Toby Murray, Gerwin Klein, and Gernot Heiser. Cogent: Verifying high-assurance file system implementations. ISCA'16.
- [19] Abhishek Anand, Andrew Appel, Greg Morrisett, Zoe Paraskevopoulou, Randy Pollack, Olivier Savary Belanger, Matthieu Sozeau, and Matthew Weaver. Certicoq: A verified compiler for coq. CoqPL'17.
- [20] Ittai Anati, Shay Gueron, Simon P Johnson, and Vincent R Scarlata. Innovative Technology for CPU Based Attestation and Sealing. In HASP, 2013.
- [21] James P Anderson. Computer security technology planning study. Technical report, Anderson (James P) and Co Fort Washington PA, 1972.
- [22] Krste Asanović Andrew Waterman. The RISC-V Instruction Set Manual Volume II: Privileged Architecture. <https://content.riscv.org/wp-content/uploads/2017/05/riscv-privileged-v1.10.pdf>, May 2017.

- [23] Andrew W. Appel, Lennart Beringer, Adam Chlipala, Benjamin C. Pierce, Zhong Shao, Stephanie Weirich, and Steve Zdancewic. Position paper: the science of deep specification. *Philosophical Transactions of the Royal Society of London A: Mathematical, Physical and Engineering Sciences*, 375(2104), 2017.
- [24] ARM. ARM Security Technology - Building a Secure System using TrustZone Technology. ARM Technical White Paper. 2013.
- [25] Sergei Arnautov, Bohdan Trach, Franz Gregor, Thomas Knauth, Andre Martin, Christian Priebe, Joshua Lind, Divya Muthukumaran, Daniel O’Keeffe, Mark L Stillwell, David Goltzsche, Dave Eysers, Rüdiger Kapitza, Peter Pietzuch, and Christof Fetzter. SCONe: Secure Linux Containers with Intel SGX. In *OSDI*, 2016.
- [26] Krste Asanović, Rimas Avizienis, Jonathan Bachrach, Scott Beamer, David Biancolin, Christopher Celio, Henry Cook, Daniel Dabbelt, John Hauser, Adam Izraelevitz, Sagar Karandikar, Ben Keller, Donggyu Kim, John Koenig, Yunsup Lee, Eric Love, Martin Maas, Albert Magyar, Howard Mao, Miquel Moreto, Albert Ou, David A. Patterson, Brian Richards, Colin Schmidt, Stephen Twigg, Huy Vo, and Andrew Waterman. The rocket chip generator. (UCB/EECS-2016-17), Apr 2016.
- [27] Pierre-Louis Aublin, Florian Kelbert, Dan O’Keeffe, Divya Muthukumaran, Christian Priebe, Joshua Lind, Robert Krahn, Christof Fetzter, David Eysers, and Peter Pietzuch. Libseal: Revealing service integrity violations using trusted execution. In *EuroSys*, 2018.
- [28] Pierre-Louis Aublin, Florian Kelbert, Dan O’Keeffe, Divya Muthukumaran, Christian Priebe, Joshua Lind, Robert Krahn, Christof Fetzter, David M. Eysers, and Peter R. Pietzuch. Talos : Secure and transparent tls termination inside sgx enclaves. 2017.
- [29] Ahmed M. Azab, Peng Ning, Jitesh Shah, Quan Chen, Rohan Bhutkar, Guruprasad Ganesh, Jia Ma, and Wenbo Shen. Hypervision across worlds: Real-time kernel protection from the arm trustzone secure world. In *CCS*, 2014.
- [30] Ahmed M. Azab, Peng Ning, Zhi Wang, Xuxian Jiang, Xiaolan Zhang, and Nathan C. Skalsky. Hypersentry: Enabling stealthy in-context measurement of hypervisor integrity. In *CCS*, 2010.
- [31] Andrew Baumann, Marcus Peinado, and Galen Hunt. Shielding Applications from an Untrusted Cloud with Haven. In *OSDI*, 2014.
- [32] Iddo Bentov, Yan Ji, Fan Zhang, Yunqi Li, Xueyuan Zhao, Lorenz Breidenbach, Philip Daian, and Ari Juels. Tesseract: Real-time cryptocurrency exchange using trusted hardware. ePrint Archive, Report 2017/1153, 2017.
- [33] Karthikeyan Bhargavan, Barry Bond, Antoine Delignat-Lavaud, Cédric Fournet, Chris Hawblitzel, Catalin Hritcu, Samin Ishtiaq, Markulf Kohlweiss, Rustan Leino, Jay Lorch, Kenji Maillard, Jinyang Pang, Bryan Parno, Jonathan Protzenko, Tahina Ramananandro, Ashay Rane, Aseem Rastogi, Nikhil Swamy, Laure Thompson, Peng Wang, Santiago Zanella-Beguelin, and Jean-Karim Zinzindohoué. Everest: Towards a verified, drop-in replacement of HTTPS. In *Summit on Advances in Programming Languages (SNAPL)*, 2017.
- [34] Barry Bond, Chris Hawblitzel, Manos Kapritsos, K. Rustan M. Leino, Jacob R. Lorch, Bryan Parno, Ashay Rane, Srinath Setty, and Laure Thompson. Vale: Verifying high-performance cryptographic assembly code. In *USENIX Security*, August 2017.
- [35] Thomas Bourgeat, Ilia A. Lebedev, Andrew Wright, Sizhuo Zhang, Arvind, and Srinivas Devadas. MI6: secure enclaves in a speculative out-of-order processor. 2018.
- [36] Ferdinand Brasser, David Gens, Patrick Jauernig, Ahmad-Reza Sadeghi, and Emmanuel Stempf. Sanctuary: Arming trustzone with user-space enclaves. In *NDSS*, 2019.
- [37] Stefan Brenner, Colin Wulf, David Goltzsche, Nico Weichbrodt, Matthias Lorenz, Christof Fetzter, Peter Pietzuch, and Rüdiger Kapitza. Securekeeper: Confidential zookeeper using intel sgx. In *Middleware*, 2016.
- [38] Ernie Brickell, Jan Camenisch, and Liqun Chen. Direct anonymous attestation. In *CCS*, 2004.
- [39] Jo Van Bulck, Marina Minkin, Ofir Weisse, Daniel Genkin, Baris Kasikci, Frank Piessens, Mark Silberstein, Thomas F. Wenisch, Yuval Yarom, and Raoul Strackx. Foreshadow: Extracting the keys to the intel SGX kingdom with transient out-of-order execution. In *USENIX Security*, 2018.
- [40] Jo Van Bulck, Nico Weichbrodt, Rüdiger Kapitza, Frank Piessens, and Raoul Strackx. Telling your secrets without page faults: Stealthy page table-based attacks on enclaved execution. In *USENIX*, 2017.
- [41] Christopher Celio, David A. Patterson, and Krste Asanović. The berkeley out-of-order machine (boom): An industry-competitive, synthesizable, parameterized risc-v processor. Technical Report UCB/EECS-2015-167, Jun 2015.
- [42] D. Champagne and R. B. Lee. Scalable architectural support for trusted software. In *HPCA*, 2010.
- [43] Chia che Tsai, Donald E. Porter, and Mona Vij. Graphene-sgx: A practical library OS for unmodified applications on SGX. In *USENIX ATC*, 2017.
- [44] Stephen Checkoway and Hovav Shacham. Iago attacks: Why the System Call API is a Bad Untrusted RPC Interface. In *ASPLOS*, 2013.
- [45] Haibo Chen, Fengzhe Zhang, Cheng Chen, Ziye Yang, Rong Chen, Binyu Zang, and Wenbo Mao. Tamper-Resistant Execution in an Untrusted Operating System Using A Virtual Machine Monitor, 2007.
- [46] Hao Chen, Xiongnan (Newman) Wu, Zhong Shao, Joshua Lockerman, and Ronghui Gu. Toward compositional verification of interruptible os kernels and device drivers. PLDI ’16.
- [47] Xi Chen, Robert P Dick, and Alok Choudhary. Operating system controlled processor-memory bus encryption. In *2008 Design, Automation and Test in Europe*, pages 1154–1159. IEEE, 2008.
- [48] Xiaoxin Chen, Tal Garfinkel, E. Christopher Lewis, Pratap Subrahmanyam, Carl A. Waldspurger, Dan Boneh, Jeffrey Dworkin, and Dan R.K. Ports. Overshadow: A Virtualization-Based Approach to Retrofitting Protection in Commodity Operating Systems. In *ASPLOS*, 2008.
- [49] R. Cheng, F. Zhang, J. Kos, W. He, N. Hynes, N. Johnson, A. Juels, A. Miller, and D. Song. Ekiden: A Platform for Confidentiality-Preserving, Trustworthy, and Performant Smart Contract Execution. *ArXiv e-prints*, 2018.
- [50] Siddhartha Chhabra, Brian Rogers, Yan Solihin, and Milos Prvulovic. SecureME: A Hardware-software Approach to Full System Security. In *ICS*, 2011.
- [51] Joonwon Choi, Muralidaran Vijayaraghavan, Benjamin Sherman, Adam Chlipala, and Arvind. Kami: A platform for high-level parametric hardware specification and its modular verification. *Proc. ACM Program. Lang.*, 1(ICFP), 2017.
- [52] Patrick Colp, Mihir Nanavati, Jun Zhu, William Aiello, George Coker, Tim Deegan, Peter Loscocco, and Andrew Warfield. Breaking up is hard to do: Security and functionality in a commodity hypervisor. In *SOSP*, 2011.
- [53] Victor Costan and Srinivas Devadas. Intel sgx explained. Cryptology ePrint Archive, Report 2016/086, 2016. <http://eprint.iacr.org/2016/086>.
- [54] Victor Costan, Ilia Lebedev, and Srinivas Devadas. Sanctum: Minimal hardware extensions for strong software isolation. In *USENIX Security*, 2016.
- [55] John Criswell, Nathan Dautenhahn, and Vikram Adve. Virtual ghost: Protecting applications from hostile operating systems. In *ASPLOS*, 2014.
- [56] Mark Horowitz David Lie, Chandramohan A. Thekkath. Implementing an Untrusted Operating System on Trusted Hardware. In *SOSP*, 2003.
- [57] Brooks Davis, Robert N. M. Watson, Alexander Richardson, Peter G. Neumann, Simon W. Moore, John Baldwin, David Chisnall, James Clarke, Nathaniel Wesley Filardo, Khilan Gudka, Alexandre Joannou,

- Ben Laurie, A. Theodore Markettos, J. Edward Maste, Alfredo Mazzinghi, Edward Tomasz Napierala, Robert M. Norton, Michael Roe, Peter Sewell, Stacey Son, and Jonathan Woodruff. Cheriabi: Enforcing valid pointer provenance and minimizing pointer privilege in the posix c run-time environment. In *ASPLOS*, 2019.
- [58] J. Deng, W. Dong, R. Socher, L.-J. Li, K. Li, and L. Fei-Fei. ImageNet: A Large-Scale Hierarchical Image Database. In *CVPR09*, 2009.
- [59] Tien Tuan Anh Dinh, Prateek Saxena, Ee-Chien Chang, Beng Chin Ooi, and Chunwang Zhang. M2R: Enabling Stronger Privacy in MapReduce Computation. In *USENIX Security*, 2015.
- [60] D. Evtushkin, J. Elwell, M. Ozsoy, D. Ponomarev, N. A. Ghazaleh, and R. Riley. Iso-x: A flexible architecture for hardware-managed isolated execution. In *MICRO*, 2014.
- [61] Andrew Ferraiuolo, Andrew Baumann, Chris Hawblitzel, and Bryan Parno. Komodo: Using verification to disentangle secure-enclave hardware from software. In *SOSP*, 2017.
- [62] Aymeric Fromherz, Nick Giannarakis, Chris Hawblitzel, Bryan Parno, Aseem Rastogi, and Nikhil Swamy. A verified, efficient embedding of a verifiable assembly language. In *POPL*, 2019.
- [63] Tal Garfinkel, Ben Pfaff, Jim Chow, Mendel Rosenblum, and Dan Boneh. Terra: A Virtual Machine-based Platform for Trusted Computing. In *SOSP*, 2003.
- [64] Tal Garfinkel, Ben Pfaff, and Mendel Rosenblum. Ostia: A Delegating Architecture for Secure System Call Interposition. In *NDSS*, 2003.
- [65] Tal Garfinkel, Mendel Rosenblum, and Dan Boneh. Flexible os support and applications for trusted computing. In *HOTOS*, 2003.
- [66] Qian Ge, Yuval Yarom, David Cock, and Gernot Heiser. A survey of microarchitectural timing attacks and countermeasures on contemporary hardware. *Journal of Cryptographic Engineering*, 2018.
- [67] David Goltzsche, Signe Rüschi, Manuel Niek, Sébastien Vaucher, Nico Weichbrodt, Valerio Schiavoni, Pierre-Louis Aublin, Paolo Costa, Christof Fetzner, Pascal Felber, Peter R. Pietzuch, and Rüdiger Kapitza. Endbox: Scalable middlebox functions using client-side trusted execution. In *DSN*, 2018.
- [68] Deli Gong, Muoi Tran, Shweta Shinde, Hao Jin, Vyas Sekar, Prateek Saxena, and Min Suk Kang. Practical Verifiable In-network Filtering for DDoS defense. In *ICDCS*, 2019.
- [69] Abraham Gonzalez, Ben Korpan, Jerry Zhao, Ed Younis, and Krste Asanović. Replicating and Mitigating Spectre Attacks on a Open Source RISC-V Microarchitecture. In *Third Workshop on Computer Architecture Research with RISC-V (CARRV)*, 2019.
- [70] G. Scott Graham and Peter J. Denning. Protection: Principles and practice. In *Spring Joint Computer Conference, AFIPS*, 1972.
- [71] Ronghui Gu, Zhong Shao, Hao Chen, Xiongnan Wu, Jieung Kim, Vilhelm Sjöberg, and David Costanzo. Certikos: An extensible architecture for building certified concurrent os kernels. *OSDI'16*.
- [72] Shay Gueron. A memory encryption engine suitable for general purpose processors. *Cryptology ePrint Archive*, Report 2016/204, 2016.
- [73] Chris Hawblitzel, Jon Howell, Jacob R. Lorch, Arjun Narayan, Bryan Parno, Danfeng Zhang, and Brian Zill. Ironclad apps: End-to-end security via automated full-system verification. In *USENIX OSDI*, 2014.
- [74] Owen S. Hofmann, Sangman Kim, Alan M. Dunn, Michael Z. Lee, and Emmett Witchel. InkTag: Secure Applications on an Untrusted Operating System. In *ASPLOS*, 2013.
- [75] R. Housley, W. Polk, W. Ford, and D. Solo. Internet x.509 public key infrastructure certificate and certificate revocation list (crl) profile, 2002.
- [76] Galen Hunt, George Letey, and Ed Nightingale. The seven properties of highly secure devices. Technical report, March 2017.
- [77] Simon Johnson, Vinnie Scarlata, Carlos Rozas, Ernie Brickell, and Frank McKeen. Intel software guard extensions: Epid provisioning and attestation services, 2016.
- [78] David Kaplan. Protecting VM Register State with SEV-ES. <http://support.amd.com/TechDocs/Protecting%20VM%20Register%20State%20with%20SEV-ES.pdf>, 2017.
- [79] David Kaplan, Jeremy Powell, and Tom Woller. AMD Memory Encryption. http://amd-dev.wpengine.netdna-cdn.com/wordpress/media/2013/12/AMDMemoryEncryptionwhitepaper_7-Public.pdf, 2016.
- [80] Sagar Karandikar, Howard Mao, Donggyu Kim, David Biancolini, Alon Amid, Dayeol Lee, Nathan Pemberton, Emmanuel Amaro, Colin Schmidt, Aditya Chopra, Qijing Huang, Kyle Kovacs, Borivoje Nikolic, Randy Katz, Jonathan Bachrach, and Krste Asanović. Firesim: Fpga-accelerated cycle-exact scale-out system simulation in the public cloud. In *ISCA*, 2018.
- [81] Eric Keller, Jakub Szefer, Jennifer Rexford, and Ruby B. Lee. No-Hype: Virtualized Cloud Infrastructure without the Virtualization. In *Proceedings of International Symposium on Computer Architecture*, 2010.
- [82] Pierre Selwan Ken Irving. Revolutionizing the computing landscape and beyond. <https://content.riscv.org/wp-content/uploads/2018/12/RISC-V-MultiCore-Secure-Boot-Ken-Irving-and-Pierre-Selwan.pdf>, December 2018.
- [83] Vladimir Kiriansky, Ilia Lebedev, Saman Amarasinghe, Srinivas Devadas, and Joel Emer. Dawg: A defense against cache timing attacks in speculative execution processors. In *MICRO*, 2018.
- [84] Gerwin Klein, Kevin Elphinstone, Gernot Heiser, June Andronick, David Cock, Philip Derrin, Dhammika Elkaduwe, Kai Engelhardt, Rafal Kolanski, Michael Norrish, Thomas Sewell, Harvey Tuch, and Simon Winwood. seL4: Formal verification of an os kernel. In *SOSP*, 2009.
- [85] Paul Kocher, Daniel Genkin, Daniel Gruss, Werner Haas, Mike Hamburg, Moritz Lipp, Stefan Mangard, Thomas Prescher, Michael Schwarz, and Yuval Yarom. Spectre attacks: Exploiting speculative execution. 2018.
- [86] Patrick Koeberl, Steffen Schulz, Ahmad-Reza Sadeghi, and Vijay Varadharajan. Trustlite: A security architecture for tiny embedded devices. In *EuroSys*, 2014.
- [87] Ilia Lebedev, Kyle Hogan, and Srinivas Devadas. Secure Boot and Remote Attestation in the Sanctum Processor. In *CSF*, 2018.
- [88] Ilia A. Lebedev, Kyle Hogan, Jules Drean, David Kohlbrenner, Dayeol Lee, Krste Asanovic, Dawn Song, and Srinivas Devadas. Sanctorum: A lightweight security monitor for secure enclaves. *IACR Cryptology ePrint Archive*, 2019.
- [89] Ruby B. Lee, Peter C. S. Kwan, John P. McGregor, Jeffrey Dwoskin, and Zhenghong Wang. Architecture for Protecting Critical Secrets in Microprocessors. *SIGARCH Comput. Archit. News*, 2005.
- [90] Xavier Leroy. Formal verification of a realistic compiler.
- [91] X. Li, H. Hu, G. Bai, Y. Jia, Z. Liang, and P. Saxena. Droidvault: A trusted data vault for android devices. In *ICECCS*, 2014.
- [92] Joshua Lind, Ittay Eyal, Florian Kelbert, Oded Naor, Peter R. Pietzuch, and Emin Gün Sirer. Teechain: Scalable Blockchain Payments using Trusted Execution Environments. *CoRR*, abs/1707.05454, 2017.
- [93] Jonathan M. McCune, Yanlin Li, Ning Qu, Zongwei Zhou, Anupam Datta, Virgil Gligor, and Adrian Perrig. TrustVisor: Efficient TCB Reduction and Attestation. In *IEEE S&P*, 2010.
- [94] Jonathan M. McCune, Bryan J. Parno, Adrian Perrig, Michael K. Reiter, and Hiroshi Isozaki. Flicker: An Execution Infrastructure for TCB Minimization. *SIGOPS Oper. Syst. Rev.*, 2008.
- [95] Frank McKeen, Ilya Alexandrovich, Ittai Anati, Dror Caspi, Simon Johnson, Rebekah Leslie-Hurd, and Carlos Rozas. Intel software guard extensions support for dynamic memory management inside an enclave. In *HASP*, 2016.
- [96] Frank McKeen, Ilya Alexandrovich, Alex Berenzon, Carlos V. Rozas, Hisham Shafi, Vedvyas Shanbhogue, and Uday R. Savagaonkar. Innovative Instructions and Software Model for Isolated Execution. In *HASP*, 2013.

- [97] Ralph C Merkle. A digital signature based on a conventional encryption function. In *Conference on the theory and application of cryptographic techniques*, pages 369–378. Springer, 1987.
- [98] Mitar Milutinovic, Warren He, Howard Wu, and Maxinder Kanwal. Proof of luck: an efficient blockchain consensus protocol. *CoRR*, abs/1703.05435, 2017.
- [99] Marina Minkin, Daniel Moghimi, Moritz Lipp, Michael Schwarz, Jo Van Bulck, Daniel Genkin, Daniel Gruss, Berk Sunar, Frank Piessens, and Yuval Yarom. Fallout: Reading kernel writes from user space. 2019.
- [100] Keaton Mowery, Michael Wei, David Kohlbrenner, Hovav Shacham, and Steven Swanson. Welcome to the entropics: Boot-time entropy in embedded devices. In *IEEE S&P*, 2013.
- [101] Jason Garms Nelly Porter. Advancing confidential computing with asylo and the confidential computing challenge. <https://cloud.google.com/blog/products/identity-security/advancing-confidential-computing-with-asylo-and-the-confidential-computing-challenge>, feb 2019.
- [102] Luke Nelson, James Bornholt, Ronghui Gu, Andrew Baumann, Emina Torlak, and Xi Wang. Serval: Scaling Symbolic Evaluation for Automated Verification of Systems Code. In *SOSP*, 2019.
- [103] Luke Nelson, Helgi Sigurbjarnarson, Kaiyuan Zhang, Dylan Johnson, James Bornholt, Emina Torlak, and Xi Wang. Hyperkernel: Push-button verification of an os kernel. *SOSP* '17.
- [104] Khang T Nguyen. Introduction to Cache Allocation Technology in the Intel® Xeon® Processor E5 v4 Family. <https://software.intel.com/en-us/articles/introduction-to-cache-allocation-technology>, Feb 2016.
- [105] Job Noorman, Pieter Agten, Wilfried Daniels, Raoul Strackx, Anthony Van Herrewege, Christophe Huygens, Bart Preneel, Ingrid Verbauwhede, and Frank Piessens. Sancus: Low-cost trustworthy extensible networked devices with a zero-software trusted computing base. In *USENIX Security*, 2013.
- [106] Olga Ohrimenko, Felix Schuster, Cedric Fournet, Aastha Mehta, Sebastian Nowozin, Kapil Vaswani, and Manuel Costa. Oblivious multi-party machine learning on trusted processors. In *USENIX Security*, 2016.
- [107] Oleksii Oleksenko, Bohdan Trach, Robert Krahn, Mark Silberstein, and Christof Fetzer. Varys: Protecting SGX enclaves from practical side-channel attacks. In *USENIX ATC*, 2018.
- [108] Meni Orenbach, Pavel Lifshits, Marina Minkin, and Mark Silberstein. Eleos: Exitless os services for sgx enclaves. *EuroSys*, 2017.
- [109] Meni Orenbach, Yan Michalevsky, Christof Fetzer, and Mark Silberstein. Cosmix: A compiler-based system for secure memory instrumentation and execution in enclaves. In *USENIX ATC*, 2019.
- [110] Emmanuel Owusu, Jorge Guajardo, Jonathan McCune, Jim Newsome, Adrian Perrig, and Amit Vasudevan. Oasis: On achieving a sanctuary for integrity and secrecy on untrusted platforms. In *CCS*, 2013.
- [111] Nate Graff Palmer Dabbelt. SiFive's Trusted Execution Reference Platform. <https://content.riscv.org/wp-content/uploads/2018/12/SiFives-Trusted-Execution-Reference-Platform-Palmer-Dabbelt-1-1.pdf>, December 2018.
- [112] Bryan Parno, Jonathan M. McCune, and Adrian Perrig. Bootstrapping trust in commodity computers. In *IEEE S&P*, 2010.
- [113] Donald E. Porter, Silas Boyd-Wickizer, Jon Howell, Reuben Olinsky, and Galen C. Hunt. Rethinking the Library OS from the Top Down. In *ASPLOS*, 2011.
- [114] Dan R. K. Ports and Tal Garfinkel. Towards Application Security on Untrusted Operating Systems. In *HOTSEC*, 2008.
- [115] Christian Priebe, Kapil Vaswani, and Manuel Costa. Enclavedb - a secure database using sgx. In *IEEE S&P*, 2018.
- [116] Jonathan Protzenko, Bryan Parno, Aymeric Fromherz, Chris Hawblitzel, Marina Polubelova, Karthikeyan Bhargavan, Benjamin Beurdouche, Joonwon Choi, Antoine Delignat-Lavaud, Cedric Fournet, Tahina Ramananandro, Aseem Rastogi, Nikhil Swamy, Christoph Wintersteiger, and Santiago Zanella-Beguelin. Evercrypt: A fast, verified, cross-platform cryptographic provider. Technical Report 2019/757, ePrint, July 2019.
- [117] Rick Boivie. SecureBlue++: CPU Support for Secure Execution. 2012.
- [118] B. Rogers, S. Chhabra, M. Prvulovic, and Y. Solihin. Using address independent seed encryption and bonsai merkle trees to make secure processors os- and performance-friendly. In *MICRO 2007*, 2007.
- [119] Brian Rogers, Siddhartha Chhabra, Milos Prvulovic, and Yan Solihin. Using Address Independent Seed Encryption and Bonsai Merkle Trees to Make Secure Processors OS- and Performance-Friendly. In *MICRO*, 2007.
- [120] Samuel Weiser and Mario Werner and Ferdinand Brasser and Maja Malenko and Stefan Mangard and Ahmad-Reza Sadeghi. TIMBER-V: Tag-Isolated Memory Bringing Fine-grained Enclaves to RISC-V. In *NDSS*, 2019.
- [121] Felix Schuster, Manuel Costa, Cedric Fournet, Christos Gkantsidis, Marcus Peinado, Gloria Mainar-Ruiz, and Mark Russinovich. VC3: Trustworthy Data Analytics in the Cloud. In *IEEE S&P*, 2015.
- [122] Michael Schwarz, Moritz Lipp, Daniel Moghimi, Jo Van Bulck, Julian Stecklina, Thomas Prescher, and Daniel Gruss. ZombieLoad: Cross-privilege-boundary data sampling. *arXiv:1905.05726*, 2019.
- [123] Shweta Shinde, Zheng Leong Chua, Viswesh Narayanan, and Prateek Saxena. Preventing page faults from telling your secrets. *ASIACCS'16*.
- [124] Shweta Shinde, Dat Le Tien, Shruti Tople, and Prateek Saxena. Panoply: Low-TCB Linux Applications With SGX Enclaves. In *NDSS*, 2017.
- [125] Shweta Shinde, Shengi Wang, Pinghai Yuan, Aquinas Hobor, Abhik Roychoudhury, and Prateek Saxena. BesFS: Mechanized Proof of an Iago-Safe Filesystem for Enclaves. *ArXiv e-prints*, July 2018.
- [126] Helgi Sigurbjarnarson, Luke Nelson, Bruno Castro-Karney, James Bornholt, Emina Torlak, and Xi Wang. Nickel: A framework for design and verification of information flow control systems. In *OSDI*, 2018.
- [127] Rohit Sinha, Manuel Costa, Akash Lal, Nuno Lopes, Sanjit Seshia, Sriram Rajamani, and Kapil Vaswani. A design and verification methodology for secure isolated regions. In *PLDI '16*.
- [128] Rohit Sinha, Sriram Rajamani, Sanjit Seshia, and Kapil Vaswani. Moat: Verifying confidentiality of enclave programs. *CCS '15*.
- [129] Pramod Subramanyan, Rohit Sinha, Ilia Lebedev, Srinivas Devadas, and Sanjit A. Seshia. A formal foundation for secure remote execution of enclaves. *CCS '17*.
- [130] G. Edward Suh, Charles W. O'Donnell, Ishan Sachdev, and Srinivas Devadas. Design and Implementation of the AEGIS Single-Chip Secure Processor Using Physical Random Functions. *SIGARCH Comput. Archit. News*, 2005.
- [131] Jakub Szefer and Ruby B. Lee. Architectural Support for Hypervisor-secure Virtualization. In *ASPLOS*, 2012.
- [132] David Lie Chandramohan Thekkath, Mark Mitchell, Patrick Lincoln, Dan Boneh, John Mitchell, and Mark Horowitz. Architectural Support for Copy and Tamper Resistant Software. In *ASPLOS*, 2000.
- [133] Shruti Tople, Karan Grover, Shweta Shinde, Ranjita Bhagwan, and Ramachandran Ramjee. Privado: Practical and Secure DNN Inference. *ArXiv*, 2018.
- [134] Stephan van Schaik, Alyssa Milburn, Sebastian Åsterlund, Pietro Frigo, Giorgi Maisuradze, Kaveh Razavi, Herbert Bos, and Cristiano Giuffrida. RIDL: Rogue in-flight data load. In *S&P*, 2019.
- [135] Amit Vasudevan, Sagar Chaki, Limin Jia, Jonathan McCune, James Newsome, and Anupam Datta. Design, Implementation and Verification of an eXtensible and Modular Hypervisor Framework. In *IEEE S&P*, 2013.
- [136] R. N. M. Watson, J. Woodruff, P. G. Neumann, S. W. Moore, J. Anderson, D. Chisnall, N. Dave, B. Davis, K. Gudka, B. Laurie, S. J. Murdoch, R. Norton, M. Roe, S. Son, and M. Vadera. Cheri: A hybrid capability-system architecture for scalable software compartmentalization. In

- IEEE Symposium on Security and Privacy*, 2015.
- [137] Yuanzhong Xu, Weidong Cui, and Marcus Peinado. Controlled-Channel Attacks: Deterministic Side Channels for Untrusted Operating Systems. In *IEEE S&P*, 2015.
 - [138] M. Yan, J. Choi, D. Skarlatos, A. Morrison, C. Fletcher, and J. Torrellas. Invisispec: Making speculative execution invisible in the cache hierarchy. In *MICRO*, 2018.
 - [139] Jean Yang and Chris Hawblitzel. Safe to the last instruction: Automated verification of a type-safe operating system. In *PLDI*, 2010.
 - [140] Jisoo Yang and Kang G. Shin. Using Hypervisor to Provide Data Secrecy for User Applications on a Per-page Basis. In *VEE*, 2008.
 - [141] Fan Zhang, Ethan Cecchetti, Kyle Croman, Ari Juels, and Elaine Shi. Town crier: An authenticated data feed for smart contracts. In *CCS*, 2016.
 - [142] Fengzhe Zhang, Jin Chen, Haibo Chen, and Binyu Zang. CloudVisor: Retrofitting Protection of Virtual Machines in Multi-Tenant Cloud with Nested Virtualization. In *SOSP*, 2011.