

THE PRICE OF ANARCHY IN ROUTING GAMES AS A FUNCTION OF THE DEMAND

ROBERTO COMINETTI, VALERIO DOSE, AND MARCO SCARSINI

ABSTRACT. Most of the literature concerning the price of anarchy has focused on the search on tight bounds for specific classes of games, such as congestion games and, in particular, routing games. Some papers have studied the price of anarchy as a function of some parameter of the model, such as the traffic demand in routing games, and have provided asymptotic results in light or heavy traffic. We study the price of anarchy in nonatomic routing games in the central region of the traffic demand. We start studying some regularity properties of Wardrop equilibria and social optima. We focus our attention on break points, that is, values of the demand where at all equilibria the set of paths used changes. Then we show that, for affine cost functions, local maxima of the price of anarchy can occur only at break points. We prove that their number is finite, but can be exponential in the size of the network.

CONTENTS

1. Introduction	1
1.1. Our contribution	2
1.2. Related Work	2
1.3. Organization of the paper	3
2. The nonatomic congestion model	3
2.1. Wardrop equilibrium	4
2.2. Optimum flow	6
2.3. A scaling law for BPR cost functions	6
3. Price of Anarchy	7
4. Networks with affine cost functions	7
4.1. Number of break points	8
4.2. Behavior of the Price of Anarchy	8
5. General cost functions	8
Acknowledgments	10
References	10
Appendix A. Proofs	12
A.1. Proofs of Section 2	12
A.2. Proofs of Section 4	14
Appendix B. List of symbols	19

1. INTRODUCTION

Nonatomic congestion games provide a model for the distribution of traffic along a network where a large number of players operate and each single player controls a negligible fraction of the total traffic. The model is based on a directed graph with one origin and one destination and the cost is identified with the delay incurred to go from origin to destination. The delay on an edge is a nondecreasing function of the mass of players on that edge and the delay of a path is additive over the edges of the

FACULTAD DE INGENIERÍA Y CIENCIAS, UNIVERSIDAD ADOLFO IBÁÑEZ, SANTIAGO, CHILE

DIPARTIMENTO DI ECONOMIA E FINANZA, LUISS "GUIDO CARLI", VIALE ROMANIA 32, 00197 ROMA, ITALY

DIPARTIMENTO DI ECONOMIA E FINANZA, LUISS "GUIDO CARLI", VIALE ROMANIA 32, 00197 ROMA, ITALY

E-mail addresses: roberto.cominetti@uai.cl, vdose@luiss.it, marco.scarsini@luiss.it.

2010 *Mathematics Subject Classification.* Primary 91A43. Secondary 91A13, 90C25, 90C33, 90B06, 90B10.

Key words and phrases. routing games, price of anarchy, affine cost functions, BPR.

path. The social cost is the total delay experienced by the whole traffic on the network. The solution concept that is used in this class of models is the Wardrop equilibrium: in equilibrium flows are split among paths having minimum cost. Therefore, all the paths used in equilibrium have the same cost and the equilibrium social cost is just the equilibrium cost along each used path times the total traffic demand. Equilibria are known to be inefficient, i.e., a social planner would be able to redirect flows along the network in a way that reduces the social cost. The most common measure of inefficiency of equilibria is the price of anarchy, i.e., the ratio of the equilibrium social cost over the optimum social cost. For nonatomic congestion games with affine costs, the value of the price of anarchy is bounded above by $4/3$, and this bound is sharp (Roughgarden and Tardos, 2002). Moreover, for a large class of cost functions, that include all polynomials, the price of anarchy (PoA) converges to 1 as the traffic demand goes either to 0 or to infinity. In other words, equilibria tend to perfect efficiency both in light and heavy traffic (Colini-Baldeschi et al., frth).

Some studies have empirically shown that in real life for medium traffic demand the price of anarchy tends to oscillate and often does not even reach its worst bound. The shape and number of these oscillations is the object of this paper, where we will provide theoretical results for the behavior of the price of anarchy focusing mainly on networks with affine costs.

1.1. Our contribution. In this paper we consider nonatomic routing games on a network with a single origin-destination and nondecreasing continuous costs. We look at the price of anarchy as a function of the traffic demand and study the properties of this function. We provide some general results and then we focus on affine cost functions. The main idea of the paper is that, in agreement with existing empirical results, when costs functions are affine, local maxima of the PoA are achieved when the set of paths that are used at equilibrium changes. To study these changes we need some preliminary results concerning regularity properties of the equilibrium. First of all we resort to the classical result in Beckmann et al. (1956) according to which a Wardrop equilibrium is a solution of a convex optimization program and we prove that the value of this program is convex and differentiable as a function of the traffic demand. Then we show that the equilibrium cost is continuously differentiable in a neighborhood of a demand point where strict complementarity conditions hold and that similar results hold also for the optimum under weaker conditions. When the traffic demand grows, there exist points where the set of used paths in all equilibria changes. We call them break points.

We then turn our attention to a class of cost functions that are heavily used in applications, namely, the ones proposed by the Bureau of Public Roads, and we show that for these cost functions we have a scaling law between the equilibrium and optimum flows. This produces a similar scaling for the break points. Moreover, for affine cost functions, the number of break points is finite for every possible finite network. Although it is finite, there exist classes of networks where the number of break points is exponential in the number of paths. The relevance of break points is due to the fact that between break points the PoA is either monotone or it has a unique minimum, therefore, the PoA can have a local maximum only at a break point.

When cost functions are affine, if an equilibrium uses a certain set of paths at two different demand levels, then it uses the same set of paths at all intermediate demands. In the final section we show that this does not hold for less regular cost functions.

1.2. Related Work. The solution concept that is typically used in nonatomic routing games, and that we adopt in this paper, is due to Wardrop (1952) and its mathematical properties were studied first by Beckmann et al. (1956). Algorithms for computing the equilibrium and the optimum solutions were proposed by Tomlin (1966) when cost functions are affine and by Dafermos and Sparrow (1969) for general convex costs. For a recent survey on the topic, we refer to Correa and Stier-Moses (2011).

The recognition that selfish behavior of agents produces social inefficiency goes back at least to Pigou (1920). A measure quantifying this inefficiency was proposed by Koutsoupas and Papadimitriou (1999, 2009). This measure is the ratio of the social cost of the worst equilibrium over the optimum social cost. It was termed *price of anarchy* by Papadimitriou (2001). A price of anarchy close to one indicates efficiency of the equilibria of the game, whereas a high price of anarchy implies that, in the worst scenario, strategic behavior can lead to relevant social inefficiency. Most of the subsequent literature has studied sharp bounds for the price of anarchy in some specific classes of games. Several

papers applied the idea of the price of anarchy to congestion games and in particular to traffic games on networks. In particular [Roughgarden and Tardos \(2002\)](#) showed that for every congestion games with affine cost the price of anarchy is bounded above by $4/3$. Moreover, this bound is sharp and attained in a traffic game with a simple two-edge parallel network. [Roughgarden \(2003\)](#) generalized this result to polynomial functions of maximum degree d and proved that the price of anarchy grows as $\Theta(d/\log d)$. [Dumrauf and Gairing \(2006\)](#) refined the result when the cost functions are sums of monomials whose degrees are between q and d . [Roughgarden and Tardos \(2004\)](#) generalized the analysis to all differentiable cost function c such that $xc(x)$ is convex. Less regular cost functions and different optimizing criteria for the social cost were studied by [Correa et al. \(2004, 2007, 2008\)](#).

Some papers took a more applied view and studied the actual value of the price of anarchy in real life situations. For instance [Youn et al. \(2008, 2009\)](#) dealt with traffic in Boston, London, and New York. They observed that the price of anarchy varies with traffic demand and shows a similar pattern in the three cities: it is 1 when traffic is light, it oscillates in the central region and then goes back to 1 when traffic increases. A similar behavior was observed by [O'Hare et al. \(2016\)](#), who—taking an approach that relates to the one of our paper—showed how an expansion and retraction of the routes used at equilibrium or at a social optimum affect the behavior of the price of anarchy. An analytical justification for the asymptotic behavior of the price of anarchy has been provided by [Colini-Baldeschi et al. \(frth, 2017, 2016, 2019\)](#), [Wu et al. \(2019\)](#). [Colini-Baldeschi et al. \(2016, 2019\)](#) considered the case of single origin-destination parallel networks and proved that, in heavy traffic, the price of anarchy converges to one when the cost functions are regularly varying. Their results were extended in various directions in [Colini-Baldeschi et al. \(frth, 2017\)](#): general networks have been considered and both the light and heavy traffic asymptotics have been studied. A different technique, called *scalability*, has been used by [Wu et al. \(2017, 2019, 2018\)](#) to study the case of heavy traffic.

The behavior of the price of anarchy as a function of a different parameter was studied by [Cominetti et al. \(2019\)](#). In this case the parameter of interest is the probability that players actually take part in a congestion game. [Colini-Baldeschi et al. \(2018\)](#) studied the possibility of achieving efficiency in traffic routing games via the use of tolls, when the demand can vary.

In a more applied direction, [Monnot et al. \(2017\)](#) studied the commuting behavior of a large number of Singaporean students and showed that the efficiency of the system is far from the worst case scenario and the price of anarchy is overall low. [Gemici et al. \(2019\)](#) have dealt with the income inequality effects of reducing the price of anarchy via tolls.

1.3. Organization of the paper. The paper is organized as follows. In [Section 2](#), the concepts of equilibrium and optimum are introduced and their properties are studied, as a function of the demand. In [Section 3](#) the price of anarchy is introduced, together with some of its general properties. The behavior of the PoA is studied in [Section 4](#) in the case of affine costs and in [Section 5](#) for general costs.

2. THE NONATOMIC CONGESTION MODEL

We consider a standard nonatomic routing game with a single origin-destination pair. The network is described by directed graph $\mathcal{G} = (\mathcal{V}, \mathcal{E})$ with vertex set \mathcal{V} , edge set $\mathcal{E} \subseteq \mathcal{V} \times \mathcal{V}$, an origin $O \in \mathcal{V}$ and a destination $D \in \mathcal{V}$. The traffic inflow is given by a positive real number $m \geq 0$, interpreted as vehicles per hour, to be routed along the set \mathcal{P} of all simple paths from O to D . We assume each vertex $v \in \mathcal{V}$ is accessible from the origin O and can reach the destination D , so that there is a path $p \in \mathcal{P}$ passing through v . The nonatomic hypothesis means that each vehicle controls a negligible fraction of the total traffic.

We call \mathcal{F}_m the set of *feasible path-flow* distributions of traffic given by vectors $f = (f_p)_{p \in \mathcal{P}}$ with nonnegative entries $f_p \geq 0$ and such that $\sum_{p \in \mathcal{P}} f_p = m$. Every feasible path-flow $f \in \mathcal{F}_m$ induces a *load profile* $x = (x_e)_{e \in \mathcal{E}}$ over the edges, with $x_e = \sum_{p \ni e} f_p$ representing the amount of traffic that travels over the edge e . We call \mathcal{X}_m the set of all such load profiles. Note that the correspondence between flows and feasible load profiles is not bijective, since in some networks a given load profile could be induced by more than one flow.

Every edge $e \in \mathcal{E}$ has an associated *cost function* $c_e : [0, +\infty) \rightarrow [0, +\infty)$, which is assumed nondecreasing and of class C^1 , i.e., continuous and differentiable with continuous derivative. The

value $c_e(x_e)$ represents the travel time (or unit cost) of traversing the edge when the load is x_e . When traffic distributes according to a path-flow $f = (f_p)_{p \in \mathcal{P}}$ with induced load profile $x = (x_e)_{e \in \mathcal{E}}$, the cost experienced by traveling on a path $p \in \mathcal{P}$ is given by

$$c_p(f) := \sum_{e \in p} c_e \left(\sum_{p' \ni e} f_{p'} \right) = \sum_{e \in p} c_e(x_e). \quad (2.1)$$

Notice that, with a slight abuse of language, we use the same symbol c for the cost function over paths and over edges. The meaning will be clear from the context.

The total cost experienced by all users traveling across the network is called the *social cost* and is denoted by

$$\text{SC}(f) := \sum_{p \in \mathcal{P}} f_p c_p(f) = \sum_{e \in \mathcal{E}} x_e c_e(x_e). \quad (2.2)$$

2.1. Wardrop equilibrium. A feasible path-flow $f^* \in \mathcal{F}_m$ is called a *Wardrop equilibrium* if the paths that are actually used have minimum cost. Formally, $f^* \in \mathcal{F}_m$ is an equilibrium iff there exists $\lambda \in \mathbb{R}$ such that

$$\begin{cases} c_p(f^*) = \lambda & \text{for each } p \in \mathcal{P} \text{ such that } f_p^* > 0, \\ c_p(f^*) \geq \lambda & \text{for each } p \in \mathcal{P} \text{ such that } f_p^* = 0. \end{cases} \quad (2.3)$$

The quantity λ is called the *equilibrium cost*, which is a function of m .

As noted by Beckmann et al. (1956), Wardrop equilibria coincide with the optimal solutions of the convex minimization problem

$$V(m) := \min_{f \in \mathcal{F}_m} \sum_{e \in \mathcal{E}} C_e \left(\sum_{p' \ni e} f_{p'} \right) = \min_{x \in \mathcal{X}_m} \sum_{e \in \mathcal{E}} C_e(x_e), \quad (2.4)$$

where $C_e(\cdot)$ is the primitive of the edge cost $c_e(\cdot)$, namely

$$C_e(x_e) = \int_0^{x_e} c_e(z) dz. \quad (2.5)$$

This follows by noting that Eq. (2.3) are the optimality conditions for $V(m)$, with the equilibrium cost λ playing the role of a Lagrange multiplier for the constraint $\sum_p f_p = m$. It follows that, for each fixed inflow $m \geq 0$, an equilibrium flow f^* always exists.

A Wardrop equilibrium always exists. Although it is not necessarily unique, all equilibria induce the same edge travel times $\tau_e(m) := c_e(x_e^*)$. In particular they have the same equilibrium cost $\lambda = \lambda(m)$, which is simply the shortest (O, D) distance:

$$\lambda(m) = \min_{p \in \mathcal{P}} \sum_{e \in p} \tau_e(m). \quad (2.6)$$

As a matter of fact, as proved by Fukushima (1984), the equilibrium edge costs $\tau_e = \tau_e(m)$ are the unique optimal solution of the strictly convex dual program

$$\min_{\tau} \sum_{e \in \mathcal{E}} \int_{\tau_e^0}^{\tau_e} c_e^{-1}(z) dz - m \min_{p \in \mathcal{P}} \sum_{e \in p} \tau_e \quad (2.7)$$

where $\tau_e^0 = c_e(0)$.

Since in equilibrium all the paths that carry flow have the same cost $\lambda(m)$, it follows that all equilibria have exactly the same social cost, namely

$$\text{SC}(f^*) = \sum_{p \in \mathcal{P}} f_p^* c_p(f^*) = \sum_{p \in \mathcal{P}} f_p^* \lambda(m) = m \lambda(m). \quad (2.8)$$

A less known property is the fact that the optimal value function $m \mapsto V(m)$ is a smooth convex function with $V'(m) = \lambda(m)$. We summarize the previous discussion in the following proposition.

Proposition 2.1. *The function $m \mapsto V(m)$ is convex and differentiable for $m > 0$, with $V'(m) = \lambda(m)$ continuous and nondecreasing. Moreover, the equilibrium edge costs $\tau_e(m)$ are uniquely defined and are continuous as a function of m . If the costs $c_e(\cdot)$ are strictly increasing, the equilibrium edge loads $x_e^*(m) = c_e^{-1}(\tau_e(m))$ are also unique and depend continuously on m .*

Under additional hypothesis we can prove the differentiability of the equilibrium cost $\lambda(m)$.

Given a vertex $v \in \mathcal{V}$, call $\mathcal{N}^+(v)$ and $\mathcal{N}^-(v)$ the sets of out-edges and in-edges of v , respectively, and $\mathcal{P}(O, v)$ the set of all paths from O to v . Then, an equilibrium load profile $(x_e^*)_{e \in \mathcal{E}}$ for a total inflow of m is characterized as a solution of the following system of equations and inequalities:

$$x_e \geq 0, \quad (2.9)$$

$$\sum_{e \in \mathcal{N}^+(v)} x_e - \sum_{e \in \mathcal{N}^-(v)} x_e = \begin{cases} 0 & \text{if } v \neq O, D, \\ -m & \text{if } v = D, \\ m & \text{if } v = O, \end{cases} \quad \text{for all } v \in \mathcal{V}, \quad (2.10)$$

$$T_w \leq T_v + \tau_e \quad \text{for all } e = (v, w) \in \mathcal{E}, \quad (2.11)$$

$$x_e \cdot (T_w - T_v - \tau_e) = 0 \quad \text{for all } e \in \mathcal{E}, \quad (2.12)$$

$$\tau_e = c_e(x_e), \quad (2.13)$$

where τ_e is the equilibrium cost of edge e and

$$T_v := \min_{p \in \mathcal{P}(O, v)} \sum_{e \in p} \tau_e \quad (2.14)$$

is the equilibrium cost of a shortest path from the origin O to vertex v .

Remark 2.1. Writing Eq. (2.10) for each vertex gives a set of linearly dependent equations, which can be made independent by removing (any) one of them.

Equation (2.12) requires that either x_e or $(T_w - T_v - \tau_e)$ is zero. We say that *strict complementarity* holds if for every edge exactly one of the two expressions is zero while the other is not zero.

Proposition 2.2. *Assume the costs $c_e(\cdot)$ are continuously differentiable with strictly positive derivative. If strict complementarity holds at $m_0 > 0$, then the equilibrium map $m \mapsto (x^*(m), \tau(m), T(m))$ is continuously differentiable in a neighborhood of m_0 . In particular the equilibrium cost $m \mapsto \lambda(m)$ is C^1 near m_0 .*

In the sequel we consider the *active network* comprising all the edges that are on a shortest path from O to D , that is to say, the edges that satisfy Eq. (2.11) with equality. We also define a *break point* as a point m_0 at which this active network changes.

Definition 2.3. For each $m \in (0, \infty)$ we define the *active network* as

$$\mathcal{E}^*(m) := \{e = (v, w) \in \mathcal{E} : T_w(m) = T_v(m) + \tau_e(m)\}. \quad (2.15)$$

The inflow rate m_0 is a *break point for the equilibrium* if there exists $\varepsilon > 0$ such that $\mathcal{E}^*(m)$ is constant over the intervals $[m_0 - \varepsilon, m_0)$ and $(m_0, m_0 + \varepsilon]$, with $\mathcal{E}^*(m_0 - \varepsilon) \neq \mathcal{E}^*(m_0 + \varepsilon)$.

Remark 2.2. By definition, an edge e that is inactive at m_0 satisfies

$$T_w(m_0) < T_v(m_0) + \tau_e(m_0), \quad (2.16)$$

so that, by continuity of $\tau_e(m)$ and $T_v(m)$, the edge remains inactive for m near m_0 .

Remark 2.3. Let f^* be any equilibrium for the inflow m_0 , and x^* the induced edge loads. From (2.12), every edge that carries a positive flow must be active, that is to say

$$\{e \in \mathcal{E} : x_e^* > 0\} \subseteq \mathcal{E}^*(m_0). \quad (2.17)$$

In particular, every path $p \in \mathcal{P}$ with $f_p^* > 0$ is completely included in the active network $\mathcal{E}^*(m_0)$. Note however that the set on the left of Eq. (2.17) depends on the particular equilibrium that is chosen, whereas $\mathcal{E}^*(m_0)$ is intrinsically defined for each m_0 .

Remark 2.4. If the costs $c_e(\cdot)$ are strictly increasing and strict complementarity holds at m_0 , then Eq. (2.17) holds with equality. In this case, by continuity, all active edges remain active for m near m_0 , which combined with Remark 2.2 implies that the active network is locally constant. In other words, for strictly increasing costs, a break point can occur at m_0 only if strict complementarity fails.

Remark 2.5. Given a selection of equilibrium flows $m \mapsto f^*(m)$, the values m at which the set of used paths changes can be different from the break points, which are defined independently of the flow. This is due to the possible non-uniqueness of equilibrium. For instance, consider the network in Fig. 1.

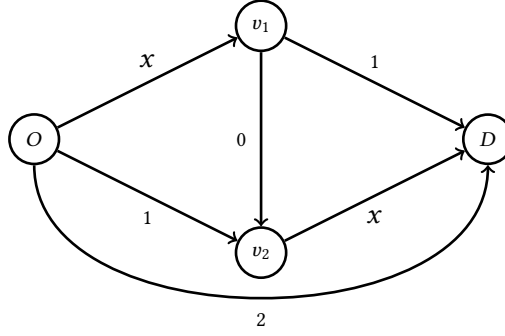


Figure 1. The set of paths used in equilibrium may change arbitrarily often.

When $m \in [2, +\infty)$, the flow

path	$\{O, v_1, v_2, D\}$	$\{O, v_1, D\}$	$\{O, v_2, D\}$	$\{O, D\}$
flow	$1 - \varepsilon$	ε	ε	$m - 1 - \varepsilon$

is an equilibrium of mass m for any choice of ε in $[0, 1]$. So, by letting ε oscillate between 0 and 1 arbitrarily often, we may build equilibrium flows such that the set of used paths change an arbitrary number of times. Nevertheless, the active network at equilibrium in the whole interval $[2, +\infty)$ is always the set of edges in all four paths, each of which has cost equal to 2 in any equilibrium.

2.2. Optimum flow. A feasible path-flow $\tilde{f} \in \mathcal{F}_m$ is called an *optimum flow* if it minimizes the social cost, that is to say, \tilde{f} is an optimal solution of

$$\tilde{V}(m) := \min_{f \in \mathcal{F}_m} \text{SC}(f) = \min_{f \in \mathcal{F}_m} \sum_{e \in \mathcal{E}} \tilde{C}_e \left(\sum_{p' \ni e} f_{p'} \right), \quad (2.18)$$

where $\tilde{C}_e(x_e) = x_e c_e(x_e)$. Since $c_e(\cdot)$ is C^1 , it follows that the *marginal cost functions*

$$\tilde{c}_e(x_e) := \tilde{C}'_e(x_e) = c_e(x_e) + x_e c'_e(x_e) \quad (2.19)$$

are well defined and continuous. If we further assume $\tilde{C}_e(\cdot)$ to be convex, then $\tilde{c}_e(\cdot)$ is nondecreasing and it follows that the optimal flows coincide with the Wardrop equilibria $\tilde{f} \in \mathcal{F}_m$ for the marginal costs $\tilde{c}_e(\cdot)$. We denote $\tilde{\lambda}(m)$ the corresponding equilibrium cost, $\tilde{\mathcal{E}}(m)$ the active network, and \tilde{m}_0 the break points.

Proposition 2.1 then yields the following direct consequence:

Corollary 2.4. Suppose that $c_e(\cdot)$ are C^1 and nondecreasing with $x_e \mapsto x_e c_e(x_e)$ convex. Then the optimal social cost map $m \mapsto \tilde{V}(m)$ is a C^1 convex function with $\tilde{V}'(m) = \tilde{\lambda}(m)$ continuous and nondecreasing.

2.3. A scaling law for BPR cost functions. The Bureau of Public Roads (BPR) proposed a class of cost functions that are monomials of degree $d \in \mathbb{N}$ plus a constant, namely

$$\mathcal{C}_{\text{BPR}}(d) = \{c: \mathbb{R}_+ \rightarrow \mathbb{R}_+ | c(x) = ax^d + b \text{ for all } x \geq 0, \text{ for some } a, b \geq 0\}. \quad (2.20)$$

For BPR costs we have the following scaling law that relates the equilibrium and optimum flows.

Proposition 2.5. Assume that the cost function are of the BPR class, as in Eq. (2.20). For each $m \in [0, +\infty)$, if $x(m)^*$ is an equilibrium, then

$$\tilde{x}(m) = \frac{1}{(d+1)^{1/d}} \cdot x^*((d+1)^{1/d}m) \quad (2.21)$$

is an optimum, which implies the corresponding scaling law on the flows:

$$\tilde{f}(m) = \frac{1}{(d+1)^{1/d}} \cdot f^*((d+1)^{1/d}m). \quad (2.22)$$

Remark 2.6. Note that when the cost functions are BPR, the break points for the equilibrium are in one-to-one correspondence with the break points for the optimum, namely

$$\tilde{m}_0 = \frac{1}{(d+1)^{1/d}} m_0. \quad (2.23)$$

3. PRICE OF ANARCHY

Since every equilibrium flow has the same equilibrium cost, we can define the *price of anarchy* (PoA) for each $m \in [0, +\infty)$ as the ratio between the social cost at an equilibrium flow $f^*(m)$ and the social cost at an optimum flow $\tilde{f}(m)$:

$$\text{PoA}(m) := \frac{\text{SC}(f^*(m))}{\text{SC}(\tilde{f}(m))} = \frac{m \lambda(m)}{\tilde{V}(m)}. \quad (3.1)$$

Proposition 3.1. The function $m \mapsto \text{PoA}(m)$ is continuous in $[0, +\infty]$ and differentiable where the equilibrium cost $\lambda(m)$ is differentiable. In particular, if the edge cost functions $c_e(\cdot)$ are C^1 with strictly positive derivative, then the function $m \mapsto \text{PoA}(m)$ is continuously differentiable at each m for which strict complementarity holds.

Proof. Recall from Sections 2.1 and 2.2 that the social cost at equilibrium is equal to $m \cdot \lambda(m)$ and is continuous on $[0, +\infty)$, while the social cost at optimum is differentiable on $(0, +\infty)$. This implies the first part of the proposition. The second part is a consequence of Proposition 2.2. \square

Remark 3.1. The break points at equilibrium are natural candidates to be points of non-differentiability for the equilibrium cost $\lambda(m)$ and the Price of Anarchy $\text{PoA}(m)$. On the other hand the break points at optimum do not contribute to create first order irregularities for the PoA.

4. NETWORKS WITH AFFINE COST FUNCTIONS

In this section we consider affine cost functions, i.e., cost functions $c_e \in \mathcal{C}_{\text{BPR}}(1)$:

$$c_e(x) = a_e \cdot x + b_e, \quad (4.1)$$

with $a_e, b_e \geq 0$ for each $e \in \mathcal{E}$.

Proposition 4.1. Let $\rho \subset \mathcal{P}$. For $0 < \underline{m} < \overline{m}$ assume that there exists two corresponding equilibrium flows \underline{f} of demand \underline{m} and \overline{f} of demand \overline{m} , which both use the subset ρ . Then, for every $\underline{m} \leq m \leq \overline{m}$, there exists an equilibrium flow $f^*(m)$ that uses ρ .

Remark 4.1. Proposition 4.1 implies that, in the case of affine cost functions, any given active network can appear over a certain interval, but once it changes it cannot repeat itself afterwards. Furthermore, as it will be clear from the proof, between break points there exists an affine selection of equilibrium, which means that between break points, we can choose an equilibrium flow of the form

$$f^*(m) = w \cdot m + z, \quad (4.2)$$

where w and z are two constant vectors in \mathbb{R}^n with $\sum_{i=1}^n w_i = 1$ and $\sum_{i=1}^n z_i = 0$.

4.1. Number of break points.

Proposition 4.2. *For affine edge costs, the number of break points for the equilibrium is finite.*

Proof. Since the number of all possible subset of \mathcal{P} is finite and since the active network at equilibrium cannot repeat itself (see [Remark 4.1](#)), the result follows. \square

Even for affine costs, the number of break points can be exponential in the number of paths.

Proposition 4.3. *There exist networks with affine costs where \mathcal{P} has n elements and the number of break points is of the order of $2^{n/2}$.*

4.2. Behavior of the Price of Anarchy. We now prove that the social cost at the equilibrium and at the optimum have a very similar form.

Proposition 4.4. *Let m_k and m_{k+1} be two consecutive break points for the equilibrium. We have:*

- $SC(\tilde{f}^*(m)) = \alpha_k m + \beta_k m^2$ with $\alpha_k, \beta_k \geq 0$ when $m \in (m_k, m_{k+1})$
- $SC(\tilde{f}(m)) = \gamma_k + \alpha_k m + \beta_k m^2$ with $\gamma_k \leq 0$ when $2m \in (m_k, m_{k+1})$, i. e., $m \in (\tilde{m}_k, \tilde{m}_{k+1})$

The behavior of the PoA between break points has a very specific form, which implies that local maxima can exist only at breaking points.

Proposition 4.5. *Let $(\underline{m}, \overline{m}) \subset \mathbb{R}_{\geq 0}$ be an open interval which does not contain break points. Then*

- *The PoA has at most one stationary point in $(\underline{m}, \overline{m})$.*
- *The PoA does not attain a local maximum in $(\underline{m}, \overline{m})$.*

Example 4.1. The network of [Fig. 2](#) provides an example of routing game where the PoA takes value 1 for small and large values of the demand, but also for an intermediate value, as the plot in [Fig. 3](#) shows. The network is obtained by nesting two Wheatstone networks. Using this technique recursively, it is possible to obtain the bounds in [Proposition 4.3](#). The idea of nesting Wheatstone networks has been used by [Lianeas et al. \(2016\)](#), although in a different way.

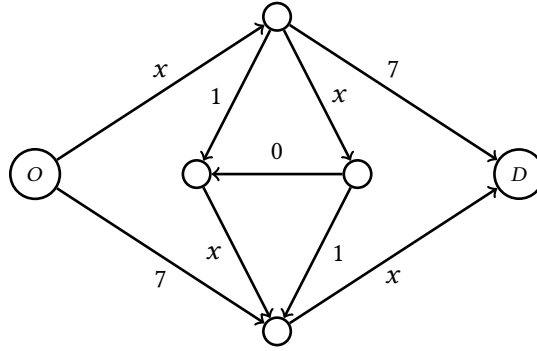


Figure 2. Network obtained by nesting two Wheatstone networks.

5. GENERAL COST FUNCTIONS

When the cost functions have less regular shapes, the set of paths used at equilibrium can have a recurring behavior.

Proposition 5.1. *The active network at equilibrium $\mathcal{E}^*(m)$ can repeat itself over disjoint intervals defined by break points.*

Proof. Consider the network in [Fig. 4](#) with the cost $c(x)$ defined in $[0, \gamma] \cup [\gamma + \varepsilon, +\infty]$ as follows

$$c(x) = \begin{cases} a & \text{if } x \leq \gamma \\ b & \text{if } x \geq \gamma + \varepsilon, \end{cases}$$

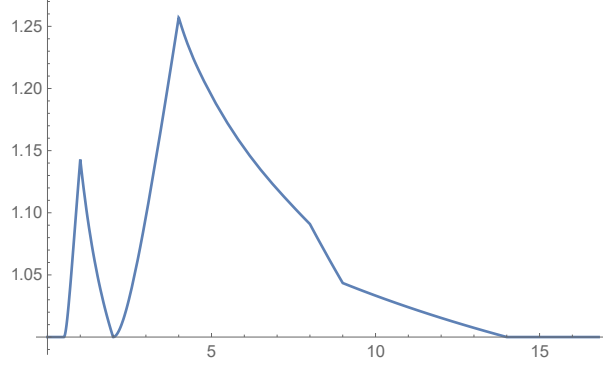


Figure 3. Plot of the PoA for the nested Wheatstone example of Fig. 2.

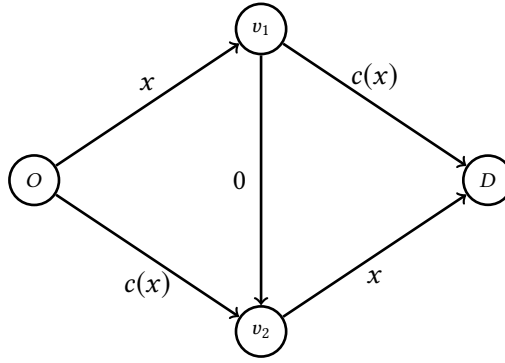


Figure 4. Wheatstone network with non-affine costs.

with $0 < \varepsilon < a < \gamma < \gamma + \varepsilon < b$, and in the interval $[\gamma, \gamma + \varepsilon]$ we interpolate in any way that makes $c(x)$ continuous and nondecreasing in the whole $[0, +\infty]$.

Then we have the following regimes:

- when $m \in [0, a]$, the equilibrium flow uses only the path $\{O, v_1, v_2, D\}$, the load on the two edges $\{O, v_2\}$, and $\{v_1, D\}$ is zero and the equilibrium cost is $\lambda(m) = 2m$;
- when $m \in (a, 2a)$, the equilibrium flow uses all the three paths with the following distribution

path	$\{O, v_1, v_2, D\}$	$\{O, v_1, D\}$	$\{O, v_2, D\}$
flow	$2a - m$	$m - a$	$m - a$

the load on the two edges $\{O, v_2\}$, $\{v_1, D\}$ is $m - a < \gamma$, and the equilibrium cost is $\lambda(m) = 2a$;

- when $m \in [2a, 2\gamma]$, the equilibrium flow splits equally between the two paths $\{O, v_1, D\}$, $\{O, v_2, D\}$, the load on the two edges $\{O, v_2\}$, $\{v_1, D\}$ is $m/2 \leq \gamma$, and the equilibrium cost is $\lambda(m) = m/2 + a$;
- when $m \in [b + \gamma + \varepsilon, 2b)$, the equilibrium flow uses all the three paths with the following distribution

path	$\{O, v_1, v_2, D\}$	$\{O, v_1, D\}$	$\{O, v_2, D\}$
flow	$2b - m$	$m - b$	$m - b$

the load on the two edges $\{O, v_2\}$, $\{v_1, D\}$ is $m - b \geq \gamma + \varepsilon$, and the equilibrium cost is $\lambda(m) = 2b$;

- when $m \geq 2b$, the equilibrium flow splits equally between the two paths $\{O, v_1, D\}$, $\{O, v_2, D\}$, and the load on the two edges $\{O, v_2\}$, $\{v_1, D\}$ is $m/2 > \gamma + \varepsilon$.

This proves the Proposition, as in the third and fifth analyzed interval the equilibrium uses only the two paths $\{O, v_1, D\}$ and $\{O, v_2, D\}$, while in the second and fourth analyzed interval it uses all three paths. \square

Remark 5.1. Note that in the same way one can construct examples of networks with an infinite number of break points for the equilibrium. Furthermore one can make the increasing sequence of such break points to be convergent.

Acknowledgments. Marco Scarsini and Valerio Dose are members of INdAM-GNAMPA. Roberto Cominetti gratefully acknowledges the support of LUISS during a visit in which this research was initiated, as well as the support of the Complex Engineering Systems Institute, ISCI (ICM-FIC: P05-004-F, CONICYT: FB0816) and FONDECYT 1171501. This research project received partial support from the COST action GAMENET, the INdAM-GNAMPA Project 2019 “Markov chains and games on networks,” and the Italian MIUR PRIN 2017 Project ALGADIMAR “Algorithms, Games, and Digital Markets.”

REFERENCES

- Aliprantis, C. D. and Border, K. C. (2006). *Infinite Dimensional Analysis*. Springer, Berlin, third edition.
- Beckmann, M. J., McGuire, C., and Winsten, C. B. (1956). *Studies in the Economics of Transportation*. Yale University Press, New Haven, CT.
- Colini-Baldeschi, R., Cominetti, R., Mertikopolous, P., and Scarsini, M. (forth). When is selfish routing bad? the price of anarchy in light and heavy traffic. *Oper. Res.* forthcoming.
- Colini-Baldeschi, R., Cominetti, R., Mertikopolous, P., and Scarsini, M. (2017). The asymptotic behavior of the price of anarchy. In R. Devanur, N. and Lu, P., editors, *Web and Internet Economics: 13th International Conference, WINE 2017*, pages 133–145, Cham. Springer International Publishing.
- Colini-Baldeschi, R., Cominetti, R., and Scarsini, M. (2016). On the price of anarchy of highly congested nonatomic network games. In Gairing, M. and Savani, R., editors, *Algorithmic Game Theory: 9th International Symposium, SAGT 2016*, pages 117–128, Berlin, Heidelberg. Springer.
- Colini-Baldeschi, R., Cominetti, R., and Scarsini, M. (2019). Price of anarchy for highly congested routing games in parallel networks. *Theory Comput. Syst.*, 63(1):90–113.
- Colini-Baldeschi, R., Klimm, M., and Scarsini, M. (2018). Demand-independent optimal tolls. In *45th International Colloquium on Automata, Languages, and Programming*. Schloss Dagstuhl. Leibniz-Zent. Inform., Wadern.
- Cominetti, R., Scarsini, M., Schröder, M., and Stier-Moses, N. (2019). Price of anarchy in stochastic atomic congestion games with affine costs. In *Proceedings of The Twentieth ACM Conference on Economics and Computation (ACM EC ’19)*.
- Correa, J. R., Schulz, A. S., and Stier-Moses, N. E. (2004). Selfish routing in capacitated networks. *Math. Oper. Res.*, 29(4):961–976.
- Correa, J. R., Schulz, A. S., and Stier-Moses, N. E. (2007). Fast, fair, and efficient flows in networks. *Oper. Res.*, 55(2):215–225.
- Correa, J. R., Schulz, A. S., and Stier-Moses, N. E. (2008). A geometric approach to the price of anarchy in nonatomic congestion games. *Games Econom. Behav.*, 64(2):457–469.
- Correa, J. R. and Stier-Moses, N. E. (2011). Wardrop equilibria. In Cochran, J. J., editor, *Encyclopedia of Operations Research and Management Science*. Wiley.
- Dafermos, S. C. and Sparrow, F. T. (1969). The traffic assignment problem for a general network. *J. Res. Nat. Bur. Standards Sect. B*, 73B:91–118.
- Dumrauf, D. and Gairing, M. (2006). Price of anarchy for polynomial Wardrop games. In *WINE ’06: Proceedings of the 2nd Conference on Web and Internet Economics*, pages 319–330. Springer Berlin Heidelberg, Berlin, Heidelberg.
- Fukushima, M. (1984). On the dual approach to the traffic assignment problem. *Transportation Res. Part B*, 18(3):235–245.
- Gemici, K., Koutsoupias, E., Monnot, B., Papadimitriou, C. H., and Piliouras, G. (2019). Wealth inequality and the price of anarchy. In *36th International Symposium on Theoretical Aspects of Computer Science*. Schloss Dagstuhl. Leibniz-Zent. Inform., Wadern.
- Koutsoupias, E. and Papadimitriou, C. (1999). Worst-case equilibria. In *STACS 99 (Trier)*, volume 1563 of *Lecture Notes in Comput. Sci.*, pages 404–413. Springer, Berlin.
- Koutsoupias, E. and Papadimitriou, C. (2009). Worst-case equilibria. *Computer Science Review*, 3(2):65–69.

- Lianeas, T., Nikolova, E., and Stier-Moses, N. E. (2016). Asymptotically tight bounds for inefficiency in risk-averse selfish routing. In *Proceedings of the Twenty-Fifth International Joint Conference on Artificial Intelligence, IJCAI'16*, pages 338–344. AAAI Press.
- Monnot, B., Benita, F., and Piliouras, G. (2017). Routing games in the wild: efficiency, equilibration and regret. In R. Devanur, N. and Lu, P., editors, *Web and Internet Economics*, pages 340–353, Cham. Springer International Publishing.
- O'Hare, S. J., Connors, R. D., and Watling, D. P. (2016). Mechanisms that govern how the price of anarchy varies with travel demand. *Transportation Research Part B: Methodological*, 84:55–80.
- Papadimitriou, C. (2001). Algorithms, games, and the Internet. In *Proceedings of the Thirty-Third Annual ACM Symposium on Theory of Computing*, pages 749–753, New York. ACM.
- Pigou, A. C. . (1920). *The Economics of Welfare*. Macmillan and Co., London, 1st edition.
- Rockafellar, R. T. (1997). *Convex analysis*. Princeton Landmarks in Mathematics. Princeton University Press, Princeton, NJ. Reprint of the 1970 original, Princeton Paperbacks.
- Roughgarden, T. (2003). The price of anarchy is independent of the network topology. *J. Comput. System Sci.*, 67(2):341–364.
- Roughgarden, T. and Tardos, E. (2002). How bad is selfish routing? *J. ACM*, 49(2):236–259.
- Roughgarden, T. and Tardos, E. (2004). Bounding the inefficiency of equilibria in nonatomic congestion games. *Games Econom. Behav.*, 47(2):389–403.
- Tomlin, J. A. (1966). Minimum-cost multicommodity network flows. *Oper. Res.*, 14(1):45–51.
- Wardrop, J. G. (1952). Some theoretical aspects of road traffic research. In *Proceedings of the Institute of Civil Engineers, Part II*, volume 1, pages 325–378.
- Wu, Z., Möhring, R. H., and Chen, Y. (2017). Selfishness need not be bad. Technical report, arXiv 1712.07464.
- Wu, Z., Möhring, R. H., and Chen, Y. (2019). Selfishness need not be bad. unpublished.
- Wu, Z., Möhring, R. H., and Xu, D. (2018). Selfishness need not be bad: a general proof. Technical report, arXiv 1805.07762.
- Youn, H., Gastner, M. T., and Jeong, H. (2008). Price of anarchy in transportation networks: Efficiency and optimality control. *Physical Review Letters*, 101(12):128701.
- Youn, H., Gastner, M. T., and Jeong, H. (2009). Erratum: Price of anarchy in transportation networks: Efficiency and optimality control [phys. rev. lett. **101**, 128701 (2008)]. *Phys. Rev. Lett.*, 102:049905.

APPENDIX A. PROOFS

A.1. Proofs of Section 2.

Proof of Proposition 2.1. This is a consequence of the convex duality theorem. Indeed, consider the perturbation function $\varphi_m : \mathbb{R}^{|\mathcal{P}|} \times \mathbb{R} \rightarrow \mathbb{R} \cup \{+\infty\}$, given by

$$\varphi_m(f, z) = \begin{cases} \sum_{e \in \mathcal{E}} c_e \left(\sum_{p' \ni e} f_{p'} \right) & \text{if } f \geq 0, \sum_p f_p = m + z \\ +\infty & \text{otherwise.} \end{cases} \quad (\text{A.1})$$

Clearly φ_m is a proper closed convex function (Rockafellar, 1997, page 24). Calling

$$v_m(z) = \inf_f \varphi_m(f, z), \quad (\text{A.2})$$

we have $v_m(z) = V(m + z)$ and in particular $v_m(0) = V(m)$, which we consider as the primal convex minimization problem (\mathcal{P}_m) . From general convex duality, we have that $z \mapsto v_m(z)$ is a convex function, and therefore so is $m \mapsto V(m)$. Moreover, the perturbation function φ_m yields a corresponding dual

$$(D_m) \min_{\lambda \in \mathbb{R}} \varphi_m^*(0, \lambda), \quad (\text{A.3})$$

where φ_m^* is the Fenchel conjugate function, that is,

$$\begin{aligned} \varphi_m^*(0, \lambda) &= \sup_{f, z} \langle 0, f \rangle + \lambda z - \varphi_m(f, z) \\ &= \sup_{f \geq 0} \lambda \left(\sum_p f_p - m \right) - \sum_{e \in \mathcal{E}} c_e \left(\sum_{p' \ni e} f_{p'} \right). \end{aligned}$$

The convex duality theorem asserts that if $v_m(0)$ is finite with $v_m(z) < \infty$ for z in some interval around 0, then there is no duality gap and the subdifferential $\partial v_m(0)$ at $z = 0$ is nonempty, compact and convex, and it coincides with the optimal solution set $S(D_m)$ of the dual problem.

Now, since $v_m(z) = V(m + z)$ and $V(m')$ is finite for all $m' \in (0, \infty)$, the convex duality theorem applies. It follows that $V(\cdot)$ is a finite convex function and $\partial V(m) = \partial v_m(0) = S(D_m)$. It remains to show that $S(D_m)$ is a singleton. To this end, fix an optimal solution f^* for $v_m(0) = V(m)$ and recall that this is just a Wardrop equilibrium. Having fixed such an f^* , the dual optimal solutions $\lambda \in S(D_m) = \partial V(m)$ are precisely the λ 's such that

$$\varphi_m(f^*, 0) + \varphi_m^*(0, \lambda) = 0.$$

This equation can be written explicitly as

$$\sum_{e \in \mathcal{E}} c_e \left(\sum_{p \ni e} f_p^* \right) + \sup_{x \geq 0} \lambda \left(\sum_p f_p - m \right) - \sum_{e \in \mathcal{E}} c_e \left(\sum_{p' \ni e} f_{p'}^* \right) = 0,$$

from which it follows that $f = f^*$ is an optimal solution in the latter supremum. The corresponding optimality conditions are

$$\begin{aligned} \lambda - \sum_{e \in p} c_e \left(\sum_{p' \ni e} f_{p'}^* \right) &= 0, \text{ if } f_p^* > 0, \\ \lambda - \sum_{e \in p} c_e \left(\sum_{p' \ni e} f_{p'}^* \right) &\leq 0, \text{ if } f_p^* = 0, \end{aligned}$$

which imply that λ is the equilibrium cost for the Wardrop equilibrium, that is, $\lambda = \lambda(m)$. It follows that $\partial V(m) = \{\lambda(m)\}$ so that $m \mapsto V(m)$ is not only convex but also differentiable with $V'(m) = \lambda(m)$. The conclusion follows by noting that every convex differentiable function is automatically of class C^1 , with $V'(m)$ nondecreasing.

The continuity of the equilibrium edge costs $\tau_e = \tau_e(m)$ is a consequence of Berge's Maximum Theorem (see, e.g., Aliprantis and Border, 2006, Section 17.5). Indeed, the equilibrium edge costs are optimal

solutions for the dual program in Eq. (2.7). Since the objective function is jointly continuous in (τ, m) , Berge's Theorem implies that the optimal solution correspondence is upper-semicontinuous. However, in this case the optimal solution is unique, so that the optimal correspondence is single-valued, and, therefore, the equilibrium edge costs $\tau_e(m)$ are continuous. The last claim about the continuity of the equilibrium edge loads $x_e^*(m)$ follows directly from this. \square

Proof of Proposition 2.2. First observe that we have a unique equilibrium load profile, since in this case the equilibrium is a solution of a strictly convex program, because the cost functions are strictly increasing.

We know that the equilibrium load profile $(x_e)_{e \in \mathcal{E}}$ at mass m must satisfy Eqs. (2.10), (2.12) and (2.13) for some τ_e, T_v .

First, we observe that the edge equilibrium costs $\tau_e(m)$ are continuous (see Section 2.1) and so also the equilibrium costs $T_v(m)$ of a shortest path to any vertex v are continuous, as well as the functions $T_w(m) - T_v(m) - \tau_e(m)$, for all $e = (v, w)$. Since strict complementarity holds at m_0 , according to Remark 2.3 the active network is constant in a neighborhood of m_0 and $x_e^*(m) = 0$ for all $e \notin \mathcal{E}^*(m)$ and m near m_0 . So, let $\mathcal{E}_0 = \mathcal{E}(m_0)$ denote the active network in a neighborhood of m_0 , and \mathcal{V}_0 the corresponding vertices.

Now consider Eqs. (2.10), (2.12) and (2.13) relative to the edges in \mathcal{E}_0 and remove one dependent equation from Eq. (2.10) (the one relative to vertex D), and add the equation $T_O = 0$. We obtain the following system:

$$\sum_{e \in \mathcal{N}^+(v) \cap \mathcal{V}} x_e - \sum_{e \in \mathcal{N}^-(v) \cap \mathcal{V}} x_e = \begin{cases} 0 & \text{if } v \neq O, D, \\ m & \text{if } v = O, \end{cases} \quad \text{for all } v \in \mathcal{V}_0 \setminus \{D\}, \quad (\text{A.4})$$

$$x_e \cdot (T_w - T_v - \tau_e) = 0 \quad \text{for all } e = (v, w) \in \mathcal{E}_0, \quad (\text{A.5})$$

$$\tau_e = c_e(x_e), \quad (\text{A.6})$$

$$T_O = 0. \quad (\text{A.7})$$

The equilibrium loads x_e satisfy such system of equations for some $\tau_e, e \in \mathcal{E}_0$, and $T_v, v \in \mathcal{V}_0$. We want to apply the implicit function theorem to this system of equations, and, to do this, we have to check that the associated linearized system has a unique solution.

Let u_e, δ_v and s_e be respectively the increments in the variables x_e, T_v and τ_e for each $e \in \mathcal{E}_0$ and $v \in \mathcal{V}_0$. The homogeneous linear system obtained from (A.4)–(A.7) is the following:

$$\sum_{e \in \mathcal{N}^+(v) \cap \mathcal{V}} u_e - \sum_{e \in \mathcal{N}^-(v) \cap \mathcal{V}} u_e = 0 \quad \text{for all } v \in \mathcal{V}_0 \setminus \{D\}, \quad (\text{A.8})$$

$$x_e(\delta_w - \delta_v - s_e) + u_e(T_w - T_v - \tau_e) = 0 \quad \text{for all } e = (v, w) \in \mathcal{E}_0, \quad (\text{A.9})$$

$$s_e = c'_e(x_e)u_e, \quad (\text{A.10})$$

$$\delta_O = 0. \quad (\text{A.11})$$

Strict complementarity on an active link implies that Eq. (A.9) is equivalent to

$$\delta_w = \delta_v + s_e \quad \text{for all } e = (v, w) \in \mathcal{E}_0 \quad (\text{A.12})$$

which, together with Eq. (A.10), gives

$$\delta_w = \delta_v + c'_e(x_e)u_e \quad \text{for all } e = (v, w) \in \mathcal{E}_0. \quad (\text{A.13})$$

These equation are stationary conditions for the strongly convex (since $c'_e(x_e) > 0$) quadratic program

$$\min_u \sum_{e \in \mathcal{E}_0} \frac{1}{2} c'_e(x_e) \cdot u_e^2 \quad (\text{P})$$

under the constraints Eq. (A.8) and the dependent constraint for the vertex D . Indeed, associating a Lagrange multiplier to each of those constraints, we get the Lagrangian

$$\mathcal{L}(u, \delta) = \sum_{e \in \mathcal{E}_0} \frac{1}{2} c'_e(x_e) u_e^2 + \sum_{v \in \mathcal{V}_0} \delta_v \left(\sum_{e \in \mathcal{N}^+(v) \cap \mathcal{E}_0} u_e - \sum_{e \in \mathcal{N}^-(v) \cap \mathcal{E}_0} u_e \right)$$

and the equation $\partial \mathcal{L} / \partial u_e = 0$ is precisely equivalent to Eq. (A.13).

Hence, under strict complementarity, every solution of (A.8)–(A.10) corresponds to an optimal solution of (P). Since $u_e = 0$ for all $e \in \mathcal{E}_0$ is feasible, it is also the unique optimal solution. It follows that $u_e = 0$ for all $e \in \mathcal{E}_0$, and Eq. (A.10) yields $s_e = 0$ for all $e \in \mathcal{E}_0$. Finally, from Eqs. (A.11) and (A.12) we obtain also $\delta_v = 0$ for all $v \in \mathcal{V}_0$.

We showed that the linear system (A.8)–(A.11) has only the trivial solution, thus the Jacobian of (A.4)–(A.7) with respect to x, τ, T is invertible and the implicit function theorem implies the smoothness of the solution. In particular $\lambda(m) = T_D(m)$ is continuously differentiable. \square

Proof of Proposition 2.5. Let $x^*(m)$ and $\tilde{x}(m) \in \mathbb{R}_+^{\mathcal{E}}$ be the load profiles induced, respectively, by the equilibrium flow $f^*(m)$ and the optimum flow $\tilde{f}(m)$. The equilibrium load profile $x^*(m)$ is characterized by the inclusion

$$x^*(m) \in \arg \min_{x \in \mathcal{X}_m} \sum_{e \in \mathcal{E}} \int_0^{x_e} c_e(z) dz, \quad (\text{A.14})$$

which, in the case of BPR cost functions, assumes the form

$$x^*(m) \in \arg \min_{x \in \mathcal{X}_m} \sum_{e \in \mathcal{E}} a_e \frac{x_e^{d+1}}{d+1} + b_e x_e \quad (\text{A.15})$$

$$= \arg \min_{x \in \mathcal{X}_m} \sum_{e \in \mathcal{E}} x_e \cdot \left[a_e \left(\frac{x_e}{(d+1)^{1/d}} \right)^d + b_e \right] \quad (\text{A.16})$$

$$= \arg \min_{x \in \mathcal{X}_m} \sum_{e \in \mathcal{E}} \frac{x_e}{(d+1)^{1/d}} \cdot c_e \left(\frac{x_e}{(d+1)^{1/d}} \right) \quad (\text{A.17})$$

for each $m \in [0, +\infty)$.

Now, observe that the expression in Eq. (A.17) identifies a load profile of mass m that, scaled by $1/(d+1)^{1/d}$, minimizes the social cost. Hence such flow is equal to the optimum load profile

$$\tilde{x} \left(\frac{m}{(d+1)^{1/d}} \right)$$

times a factor $(d+1)^{1/d}$. \square

A.2. Proofs of Section 4. Let n be the cardinality of \mathcal{P} , i.e., the number of paths from origin to destination, and we consider the set of paths $\mathcal{P} = (p_i)_{i=1, \dots, n}$ indexed by the numbers $1, \dots, n$. We can define an $n \times n$ matrix $A = (A_{ij})_{i,j=1, \dots, n}$ and a vector $B = (B_i)_{i=1, \dots, n}$ in the following way:

$$A_{ij} := \sum_{e \in p_i \cap p_j} a_e, \quad B_i := \sum_{e \in p_i} b_e,$$

so that when some flow $f = (f_i)_{i=1, \dots, n}$ is using the network, the cost of using path p_i

$$\sum_{e \in p_i} \left(a_e \cdot \left(\sum_{j \text{ s.t. } e \in p_j} f_j \right) + b_e \right) = \sum_{j=1}^n \left(\sum_{e \in p_i \cap p_j} a_e \right) \cdot f_j + \sum_{e \in p_i} b_e$$

is given by the i -th entry of the vector $A \cdot f + B$.

Let $\rho \subset \mathcal{P}$ be the set of paths used at some equilibrium flow $f^* \in \mathbb{R}^n$, with equilibrium cost $\lambda \in \mathbb{R}$. Then we have that f^* satisfies the following linear system in the variable f :

$$A^{(\rho)} \cdot f + B^{(\rho)} = \lambda u^{(\rho)} \quad (\text{A.18})$$

where the matrix $A^{(\rho)} = (A_{ij}^{(\rho)})_{i,j=1, \dots, n}$ and the vectors $B^{(\rho)} = (B_i^{(\rho)})_{i=1, \dots, n}$, $u^{(\rho)} = (u_i^{(\rho)})_{i=1, \dots, n}$ are defined in the following way:

$$A_{ij}^{(\rho)} = \begin{cases} A_{ij} & \text{if } p_i, p_j \in \rho \\ 1 & \text{if } i = j \text{ and } p_i \notin \rho \\ 0 & \text{otherwise,} \end{cases} \quad B_i^{(\rho)} = \begin{cases} B_i & \text{if } p_i \in \rho \\ 0 & \text{otherwise,} \end{cases} \quad u_i^{(\rho)} = \begin{cases} 1 & \text{if } p_i \in \rho \\ 0 & \text{otherwise.} \end{cases}$$

Lemma A.1. *The matrix A has the following properties:*

- A is symmetric with nonnegative entries
- $A_{ii} \geq A_{ij}$ for every $j \neq i$
- A is semi-positive definite
- $A^{(\rho)}$ satisfies the three properties above for every $\rho \in R$.

Proof of Lemma A.1. All the A_{ij} are nonnegative because $a_e \geq 0$ for each $e \in \mathcal{E}$. Moreover $A_{ij} = A_{ji}$ because $p_i \cap p_j = p_j \cap p_i$. The matrix A is semi-positive definite because $A = X^t D X$ where D is the $|\mathcal{E}| \times |\mathcal{E}|$ diagonal matrix with the elements $(a_e)_{e \in \mathcal{E}}$ on the diagonal, which are all nonnegative, and X is the $|\mathcal{E}| \times |\mathcal{P}|$ matrix defined in the following way

$$X_{ij} = \begin{cases} 1 & \text{if } e_i \in p_j \\ 0 & \text{if } e_i \notin p_j \end{cases}$$

Note that $A^{(\rho)}$ is obtained from A by substituting A_{ii} with 1 if $p_i \notin \rho$ and A_{ij} with 0 when p_i or p_j are not in ρ . Hence, the properties proved for A hold also for $A^{(\rho)}$. \square

Proof of Proposition 4.1. Since $\rho \subset \mathcal{P}$ is the set of paths used by both \underline{f} and \bar{f} , we must have

$$\begin{aligned} A^{(\rho)} \cdot \underline{f} + B^{(\rho)} &= \underline{\lambda} u \leq A \cdot \underline{f} + B \\ A^{(\rho)} \cdot \bar{f} + B^{(\rho)} &= \bar{\lambda} u \leq A \cdot \bar{f} + B \end{aligned}$$

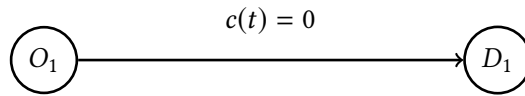
for some $\underline{\lambda}, \bar{\lambda} \geq 0$, where the inequalities between vectors mean that they hold at every respective entry of the vectors on both sides.

Considering a convex combination of the two rows of relations above, with coefficients $\alpha \in (0, 1)$ and $1 - \alpha$ we obtain

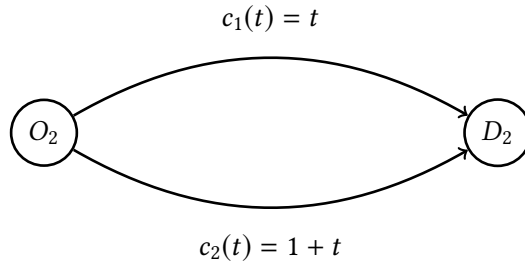
$$\begin{aligned} A^{(\rho)} \cdot (\alpha \underline{f} + (1 - \alpha) \bar{f}) + B^{(\rho)} &= (\alpha \underline{\lambda} + (1 - \alpha) \bar{\lambda}) u \\ &\leq A \cdot (\alpha \underline{f} + (1 - \alpha) \bar{f}) + B \end{aligned}$$

which says that the flow $\alpha \underline{f} + (1 - \alpha) \bar{f}$ is an equilibrium flow of mass $\alpha \underline{m} + (1 - \alpha) \bar{m}$. \square

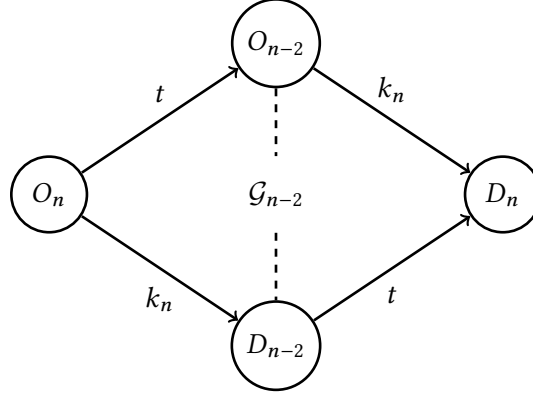
Proof of Proposition 4.3. Let \mathcal{G}_1 be the simplest network with one path from origin to destination



and let \mathcal{G}_2 be the following two-link parallel network



and define the network \mathcal{G}_n with origin O_n and destination D_n inductively as the following



where k_n is a constant such that

$$k_n > \lambda_{n-2}(\bar{m}_{n-2}) + 2 \cdot \bar{m}_{n-2},$$

where \bar{m}_{n-2} is the largest break point at equilibrium of the network \mathcal{G}_{n-2} , and $\lambda_{n-2}(\bar{m}_{n-2})$ is the relative equilibrium cost. Note that:

- The network \mathcal{G}_n has exactly n paths from O_n to D_n . Indeed \mathcal{G}_1 has one path, the network \mathcal{G}_2 has two, and \mathcal{G}_n has the number of paths of \mathcal{G}_{n-2} plus two: the external parallel ones.
- The network \mathcal{G}_n has twice the number of break points for the equilibrium than \mathcal{G}_{n-2} plus one. Indeed, when the demand is less or equal to \bar{m}_{n-2} the active network at equilibrium for \mathcal{G}_n contains the same paths of the active network for \mathcal{G}_{n-2} , where we extend such paths with the edges $\{O_n, O_{n-2}\}$ and $\{D_{n-2}, D_n\}$. Hence, in this interval, we observe the same number of break points of \mathcal{G}_{n-2} . The relative equilibrium cost is $\lambda_n(m) = \lambda_{n-2}(m) + 2m$, so for some $m > \bar{m}_{n-2}$ the equilibrium cost $\lambda_n(m)$ becomes equal to k_n and the two external paths $\{O_n, O_{n-2}, D_n\}$ and $\{O_n, D_{n-2}, D_n\}$ start being used at equilibrium. When this happens the traffic flowing through the internal subnetwork \mathcal{G}_{n-2} decreases until it vanishes completely when m is such that $m = 2 \cdot k_n$. During this unloading of the internal subnetwork we go through the same active networks we observe during the loading interval, where we add to those active networks the two external paths. Thus, we observe again the same number of break points of the network \mathcal{G}_{n-2} .

This two facts, and noting that \mathcal{G}_1 has one break point for the equilibrium and \mathcal{G}_2 has two, prove the proposition. \square

Proof of Proposition 4.4. Given Eq. (4.2), for each $m \in (m_k, m_{k+1})$, there is an equilibrium flow of the form

$$f^*(m) = w \cdot m + z \tag{A.19}$$

where $w = (w_i)_{i=1, \dots, n}$ and $z = (z_i)_{i=1, \dots, n}$ are two constant vectors in \mathbb{R}^n such that

$$\sum_{i=1}^n w_i = 1 \quad \text{and} \quad \sum_{i=1}^n z_i = 0. \tag{A.20}$$

Then the social cost at equilibrium can be expressed in the form

$$\begin{aligned} \text{SC}_{\text{eq}}(m) &= \langle A \cdot f^*(m) + B, f^*(m) \rangle = \langle A(wm + z) + B, wm + z \rangle = \\ &= m^2 \langle Am, m \rangle + m(2 \langle Aw, z \rangle + \langle B, w \rangle) + \langle Az, z \rangle + \langle B, z \rangle \end{aligned}$$

where we used that A is symmetric, by Lemma A.1. Thus, to prove the first part of the Proposition we will prove that

- $\langle Aw, w \rangle \geq 0$
- $\langle Az, z \rangle + \langle B, z \rangle = 0$
- $\langle Aw, z \rangle = 0$
- $\langle B, w \rangle \geq 0$.

Indeed, $\langle Aw, w \rangle \geq 0$ because A is semi-positive definite by [Lemma A.1](#). Let $\rho \subset \mathcal{P}$ be the set of paths used by $f^*(m)$ in the interval (m_k, m_{k+1}) . To prove the second and third property above note that

$$\begin{aligned} 0 &= \lambda \langle u^{(\rho)}, z \rangle = \langle A^{(\rho)} f^*(m), z \rangle + \langle B^{(\rho)}, z \rangle = \\ &= m \langle Aw, z \rangle + \langle Az, z \rangle + \langle B, z \rangle \end{aligned}$$

where we used [Eq. \(A.18\)](#) and $\sum_{i=1}^n z_i = 0$. This equality holds for every $m \in (m_k, m_{k+1})$ hence $\langle Az, z \rangle + \langle B, z \rangle = 0$ and $\langle Aw, z \rangle = 0$. To prove the last of the properties above note that since all the entries in the equilibrium flow $f^*(m)$ and in the vector B are nonnegative we have

$$0 \leq \langle f^*(m), B \rangle = m \langle w, B \rangle + \langle B, z \rangle,$$

which implies $\langle B, w \rangle \geq 0$ by observing that $\langle B, z \rangle \leq 0$ since $\langle Az, z \rangle + \langle B, z \rangle = 0$ and $\langle Az, z \rangle \geq 0$ because A is semi-positive definite.

These properties also allow us to prove the second part of the Proposition. In fact, when $2m \in (m_k, m_{k+1})$ an optimum flow will be

$$\tilde{f}(m) = w \cdot m + \frac{z}{2}$$

because of the scaling law in [Eq. \(2.22\)](#) for networks with BPR cost functions. Then the social cost at optimum will be a quadratic function in m with the same quadratic and linear coefficient of the social cost at equilibrium, while the constant coefficient will be

$$\frac{1}{4} \langle Az, z \rangle + \frac{1}{2} \langle B, z \rangle,$$

which is less or equal to $\langle Az, z \rangle + \langle B, z \rangle = 0$ since $\langle Az, z \rangle \geq 0$ and $\langle B, z \rangle \leq 0$. \square

Proof of Proposition 4.5. Because of [Proposition 4.4](#), in the interval $(\underline{m}, \overline{m})$ the PoA can be expressed in the form

$$\text{PoA}(m) = \frac{SC(f^*(m))}{SC(\tilde{f}(m))} = \frac{\alpha m + \beta m^2}{\gamma + \delta m + \varepsilon m^2},$$

with $\alpha, \beta, \delta, \varepsilon, \geq 0$ and $\gamma \leq 0$. Hence its derivative is

$$\text{PoA}'(m) = \frac{1}{SC(\tilde{f}(m))^2} \cdot [\alpha\gamma + (2\beta\gamma)m + (\beta\delta - \alpha\varepsilon)m^2],$$

which can have at most one positive zero since $\alpha\gamma \leq 0$ and $2\beta\gamma \leq 0$.

Furthermore, a local maximum cannot be attained because the unique stationary point can exist only when $\beta\delta - \alpha\varepsilon > 0$, which implies that the derivative of the PoA is positive for values of m larger than the one at the stationary point. \square

Details of Example 4.1. The network in [Fig. 2](#) is the \mathcal{G}_5 network defined in the proof of [Proposition 4.3](#), where we chose $k_3 = 1$ and $k_5 = 7$.

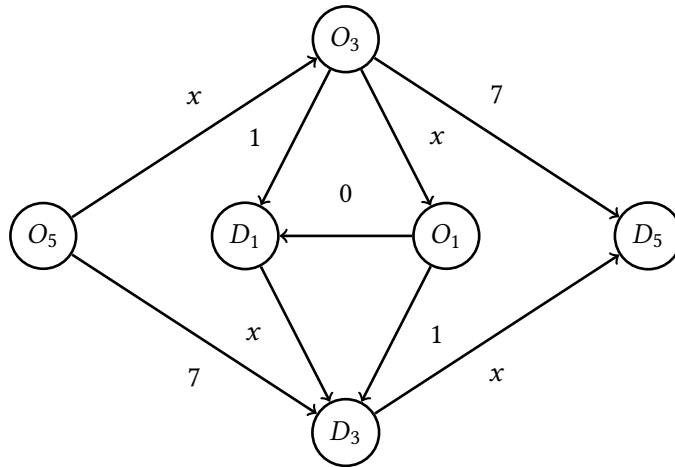


Figure 5. Network obtained by nesting two Wheatstone networks.

The origin is O_5 and the destination is D_5 . There are five paths from origin to destination:

$$\begin{aligned} p_1 &= \{O_5, O_3, D_5\} \\ p_2 &= \{O_5, D_3, D_5\} \\ p_3 &= \{O_5, O_3, O_1, D_3, D_5\} \\ p_4 &= \{O_5, O_3, D_1, D_3, D_5\} \\ p_5 &= \{O_5, O_3, O_1, D_1, D_3, D_5\}. \end{aligned}$$

This is the equilibrium flow for $m \in [0, +\infty)$:

Interval	Cost $\lambda(m)$	p_1	p_2	p_3	p_4	p_5
$m \in [0, 1)$	$4m$	0	0	0	0	m
$m \in [1, 2)$	$2 + 2m$	0	0	$m - 1$	$m - 1$	$2 - m$
$m \in [2, 4)$	$1 + \frac{5}{2}m$	0	0	$\frac{m}{2}$	$\frac{m}{2}$	0
$m \in [4, 8)$	$10 + \frac{m}{4}$	$\frac{3}{4}m - 3$	$\frac{3}{4}m - 3$	$3 - \frac{m}{4}$	$3 - \frac{m}{4}$	0
$m \in [8, 9)$	12	$m - 5$	$m - 5$	$9 - m$	$9 - m$	$m - 8$
$m \in [9, 14)$	$\frac{42}{5} + \frac{2}{5}m$	$\frac{3}{5}m - \frac{7}{5}$	$\frac{3}{5}m - \frac{7}{5}$	0	0	$\frac{14}{5} - \frac{m}{5}$
$m \geq 14$	$7 + \frac{m}{2}$	$\frac{m}{2}$	$\frac{m}{2}$	0	0	0

Interestingly, in this example the path p_5 is abandoned at equilibrium when $m = 2$ and then reactivated later when $m = 8$.

The optimum flow can be computed according to the scaling law for BPR cost functions in Eq. (2.22), and the PoA is

$$\text{PoA}(m) = \begin{cases} 1 & \text{if } m \in [0, \frac{1}{2}) \\ \frac{8m^2}{-1 + 4m + 4m^2} & \text{if } m \in [\frac{1}{2}, 1) \\ \frac{4 + 4m}{2 + 5m} & \text{if } m \in [1, 2) \\ \frac{4m + 10m^2}{-36 + 40m + m^2} & \text{if } m \in [2, 4) \\ \frac{40m + m^2}{-52 + 48m} & \text{if } m \in [4, \frac{9}{2}) \\ \frac{200m + 5m^2}{-98 + 168m + 8m^2} & \text{if } m \in [\frac{9}{2}, 7) \\ \frac{40 + m}{28 + 2m} & \text{if } m \in [7, 8) \\ \frac{24}{14 + m} & \text{if } m \in [8, 9) \\ \frac{84 + 4m}{70 + 5m} & \text{if } m \in [9, 14) \\ 1 & \text{if } m \geq 14 \end{cases} \quad (\text{A.21})$$

whose plot is given in Fig. 3. Note that the PoA is equal to 1 when $m < \frac{1}{2}$, $m \geq 14$, but also when $m = 2$.

APPENDIX B. LIST OF SYMBOLS

c_e	cost of edge e
C_e	primitive of c_e
c_p	cost of path p , defined in Eq. (2.1)
d	degree of the BPR cost functions
D	destination of the network
e	edge
\mathcal{E}	set of edges
\mathcal{E}^*	defined in Definition 2.3
f	flow profile
f^*	equilibrium flow
\tilde{f}	optimum flow
f_p	flow of path p
\mathcal{F}	set of flows
\mathcal{G}	graph
m	demand
m_0	break point, defined in ??
$\mathcal{N}^+(v)$	out-edges of vertex v
$\mathcal{N}^-(v)$	in-edges of vertex v
O	origin of the network
x_e	load of edge e
\mathcal{X}	set of loads
p	path
\mathcal{P}	set of paths
PoA	price of anarchy
SC	social cost, defined in Eq. (2.2)
\mathcal{V}	set of vertices
$v_m(z) = \inf_f \varphi_m(f, z)$	defined in Eq. (A.2)
$V(m)$	solution of the equilibrium minimization problem, defined in Eq. (2.4)
λ	equilibrium cost, defined in Eq. (2.3)
ρ	a subset of \mathcal{P}
τ_e	equilibrium cost of edge e
T_v	equilibrium cost of shortest path to v
φ_m	perturbation function, defined in Eq. (A.1)