

Quincke rotor dynamics in confinement: rolling and hovering

Gerardo E. Pradillo^a, Hamid Karani^b, Petia M. Vlahovska^{a,b}

^a Mechanical Engineering, Northwestern University, Evanston, IL 60208, USA

^b Engineering Sciences and Applied Mathematics, Northwestern University, Evanston, IL 60208, USA. E-mail: petia.vlahovska@northwestern.edu

(Dated: July 23, 2019)

The Quincke effect is an electrohydrodynamic instability which gives rise to a torque on a dielectric particle in a uniform DC electric field. Previous studies reported that a sphere initially resting on the electrode rolls with steady velocity. We experimentally find that in strong fields the rolling becomes unsteady, with time-periodic velocity. Furthermore, we find another regime, where the rotating sphere levitates in the space between the electrodes. Our experimental results show that the onset of Quincke rotation strongly depends on particle confinement and the threshold for rolling is higher compared to rotation in the hovering state.

PACS numbers:

I. INTRODUCTION

The spontaneous spinning of a dielectric sphere in a uniform DC electric field was described over a century ago in the work of G. Quincke [1]. The phenomenon was studied sporadically [2–7], however in recent years it is enjoying increasing interest. An isolated sphere was found to undergo Lorenz chaotic rotations [6] and pairs of Quincke rotating spheres display intricate trajectories [8–10]. A suspension of Quincke rotors can exhibit lower effective viscosity [11–13] or increased conductivity [14] compared to the suspending fluid. More complex electro-rotation dynamic arises from field nonuniformity [15] or nonspherical particle shape [16–19], for example, shape anisotropy created by chirality [20] or deformation as in the case of an elastic filament attached to a sphere [21] converts the Quincke rotation into particle translation. Drops while rotating can also deform and appear as if “breathing” [7, 22–26]. Quincke rotation in complex media is affected by the medium structure. For example, in liquid crystals Quincke rotors orbit along circularly shaped smectic defects [27, 28]. Quincke rotors initially resting on a surface roll with steady velocity. Large populations of these so called Quincke rollers can self-organize and undergo directed motion [29–33], although heterogeneous medium may suppress the collective motion and destroy the Quincke roller flocks [34, 35].

The Quincke effect arises from particle electric polarization, see Figure 1 for an illustration of the mechanism. Upon application of an electric field, mobile ions brought by conduction accumulate at the particle interface due to the difference of electrical conductivity, σ , and permittivity, ϵ between the particle, “p”, and suspending, “m”, media. In a uniform field, if the resulting induced dipole is antiparallel to the the applied field, a spontaneous symmetry breaking occurs in strong fields. The theoretical analysis of this instability for a sphere in an unbounded domain predicts that the dipole adopts a steady tilt angle relative to the applied field direction above a threshold

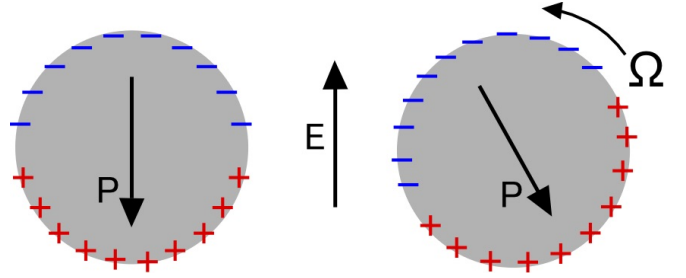


FIG. 1: (left) Induced free charge distribution for a sphere with $R/S < 1$. (right) Above a critical field strength $E > E_Q$ steady rotation in the plane perpendicular to the electric field ($\Omega \cdot \mathbf{E} = 0$) is induced by the misaligned induced dipole of the particle.

electric field [3–5]

$$E_Q^2 = \frac{2\sigma_m\mu_m(R+2)^2}{3\epsilon_m^2(S-R)}, \quad (1)$$

where

$$R = \frac{\sigma_p}{\sigma_m}, \quad S = \frac{\epsilon_p}{\epsilon_m}. \quad (2)$$

The resulting electric torque drives rotation with rate Ω_Q , which increases with field strength

$$\Omega_Q = \pm \frac{1}{t_{mw}} \sqrt{\frac{E^2}{E_Q^2} - 1}, \quad t_{mw} = \frac{\epsilon_m}{\sigma_m} \left(\frac{S+2}{R+2} \right) \quad (3)$$

Eq.(1) shows that rotation is possible only if the material properties are such that $R/S < 1$.

Here we experimentally investigate the effect of confinement on the Quincke rotor dynamics. Our study is motivated by the fact that in the experiments with Quincke rollers [29, 30] the particles are sandwiched between electrodes and are rolling on the bottom surface. Since the Quincke effect is very sensitive to the suspending fluid conductivity we control it by adding surfactant. We find that the additive strongly influences the Quincke dynamics and in addition to rolling, we find a new regime of hovering, where the sphere lifts off the bottom surface and spins in the space between the electrodes.

II. METHODS AND MATERIALS

A. Experimental setup

The experimental setup consists of two indium-tin-oxide (ITO) coated glass slides (Delta Technologies) separated by a Teflon tape of thickness h , as shown in Figure 2. The chamber area is $2 \times 2 \text{ cm}^2$. A single colloidal size poly-methyl methacrylate (PMMA) (Phosphorex) particle is placed on the bottom electrode of the chamber, and then the chamber is filled with hexadecane containing small amount of AOT(Dioctyl sulfosuccinate sodium salt) (Sigma Aldrich). To create different rotor confinement, we study particles with diameters $d = 40 \mu\text{m}$ and $d = 100 \mu\text{m}$, and a chamber with teflon spacer $h = 120 \mu\text{m}$ and $h = 240 \mu\text{m}$. We characterize the confinement by the ratio d/h , although the actual gap between the electrodes is about $10\text{-}15 \mu\text{m}$ larger than the tape height h due to fluid penetration between the tape and the glass. A potential difference between the ITO-electrodes is applied using a high voltage amplifier (Matsusada). Observations are done using a Zeiss microscope. High speed camera (Photron) is used to record images of the particle, which are analyzed using a custom Matlab code, to extract the trajectory and velocity of the colloid.

The material properties for the particles and suspending fluid are listed in Table I. The electrical conductivity of the fluids is measured using a high-precision multimeter (BK Precision), following a similar procedure as in Sainis et al.[36]. The electric conductivity of the pure hexadecane was below the sensitivity of the multimeter, 10^{-12} S/m .

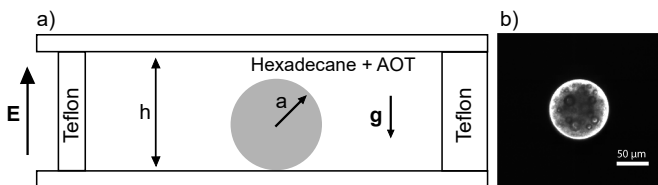


FIG. 2: a) Side view of experimental setup. b) Image of single PMMA particle. Rotation rate is measured by tracing the defects.

Material	Density	Dielectric constant	Conductivity	Viscosity
	ρ (g/cm^3)	ϵ (-)	σ (S/m)	μ ($\text{Pa}\cdot\text{s}$)
Hexadecane	0.77	2	NA	4.3×10^{-3}
PMMA	1.18	3.6	10^{-17}	NA

TABLE I: Material properties of the particle [25] and suspending fluid.

B. Control of fluid conductivity

The conductivity of the suspending fluid is controlled by adding AOT (Sigma Aldrich) to hexadecane (Sigma Aldrich). We use 0.05, 0.10, and 0.15 M AOT solutions similar to the compositions that have been used in previous studies of Quincke rollers [29–33]. These concentrations are well above the Critical Micelle Concentration (CMC) for AOT, which is about 10^{-6} M [36]. The Quincke effect is not observed in pure (AOT-free) hexadecane and hexadecane with low (sub- and near-CMC) AOT concentrations likely due to very low number of free charges, which renders the media effectively perfect dielectrics. AOT is also known to charge colloidal particles dispersed in oil [37–40]. In our system, the particle stays on the bottom electrode even upon reversal of the field polarity, which suggests that charging, if any, is negligible.

AOT is hygroscopic and the original package, as delivered from the manufacturer, contains uncontrolled amount of moisture [38]. We remove this water by drying the salt in a convection oven (Fisher Scientific) at 90 C for 24 hours. Controlled amounts of moisture to the AOT are introduced by placing the salt in a custom built humidity chamber for different periods of time. We mix the salt with the hexadecane and wait for approximately 2 hours before carrying out experiments. The hexadecane-AOT solutions used in the experiments and their conductivities are listed in Table II. Notably, the solution conductivity has a non-trivial dependence on AOT and water content and different combinations of AOT and moisture can result in a similar conductivity.

III. RESULTS AND DISCUSSION

We find two different particle dynamics depending on the AOT and its water content (see Fig.3 for illustrations and Supplemental Movies). In the moist AOT system, the sphere exhibits translational motion along the bottom chamber surface (called rolling [29]) above a threshold field strength E_{QT} , as previously observed [29]. However, in the dry AOT system, the sphere first lifts off from the electrode and levitates (without spinning) between the electrodes. The lift occurs above a field strength E_L . Upon further increase in the field, rotation starts above a critical value E_{QR} . In general, $E_Q < E_L < E_{QR} < E_{QT}$. E_Q for the unconfined rotation is most sensitive to fluid viscosity and conductivity, as seen from Eq.(1). Using a typical value for the hexadecane and AOT mixture, $\sigma_m \sim 10^{-8} \text{ S/m}$, yields $E_Q \sim 0.5 \text{ MV/m}$. Our measurements for the electric field at onset of rolling E_{QT} are in the range $1\text{-}5 \text{ MV/m}$, consistent with the reported values by [29] and [32]. Lift and rotation in the moisture-free system E_{QL} and E_{QR} require lower fields compared to rolling, $0.5\text{-}1 \text{ MV/m}$. Next we analyze the dependence of the critical fields for rolling (E_{QT}), lift (E_L), and rotation in the levitated state (E_{QR}) on particle confinement,

0.05 M AOT		0.1 M AOT		0.15 M AOT	
Water (%wt)	σ (S/m)	Water (%wt)	σ (S/m)	Water (%wt)	σ (S/m)
0	4.91×10^{-9}	0	1.26×10^{-8}	0	2.32×10^{-8}
1.86	6.87×10^{-9}	1.45	2.00×10^{-8}	0.62	2.29×10^{-8}
4.11	1.02×10^{-8}	1.86	2.14×10^{-8}	0.97	2.57×10^{-8}
5.70	1.32×10^{-8}	3.63	2.66×10^{-8}	1.53	3.60×10^{-8}
8.66	3.08×10^{-8}	5.94	5.37×10^{-8}	2.99	4.32×10^{-8}

TABLE II: Fluid conductivities of hexadecane with AOT with different moisture content (listed as weight percentage).

AOT concentration and water content.

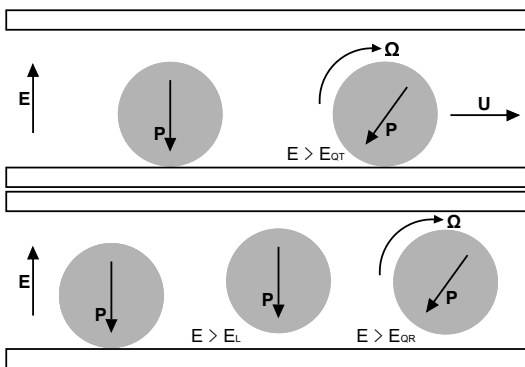


FIG. 3: Illustration of the Quincke dynamics in the rolling (top) and hovering (bottom) regimes (see also Supplemental Videos.)

A. Rolling

Figure 4 shows that the electric field strength above which the sphere starts to roll increases with confinement. One possible reason is the enhanced drag on the sphere due to the walls. To estimate the wall effect, we consider a sphere with radius a translating with velocity V and rotating with rate Ω near a wall. The proximity of the wall modifies the force and torque on the sphere, compared to the unbounded case, depending on the separation between the sphere and bottom surfaces δ : $F^t = 6\pi\mu_m a V f^t(\delta)$, $F^r = 8\pi\mu_m a^2 \Omega f^r(\delta)$, $T^t = 8\pi\mu_m a^2 V \tau^t(\delta)$ and $T^r = 8\pi\mu_m a^3 \Omega \tau^r(\delta)$. For very small separations, the friction coefficients are derived from lubrication theory [41]

$$\begin{aligned} f^r &= -\frac{2}{15} \ln\left(\frac{\delta}{a}\right) - 0.2526, & f^t &= \frac{8}{15} \ln\left(\frac{\delta}{a}\right) - 0.9588 \\ \tau^r &= \frac{2}{5} \ln\left(\frac{\delta}{a}\right) - 0.3817, & \tau^t &= -\frac{1}{10} \ln\left(\frac{\delta}{a}\right) - 0.1895 \end{aligned} \quad (4)$$

The balance of forces and torques acting on the sphere is $F^t + F^r = 0$ and $T^E + T^r + T^t = 0$, where T^E is the electric torque exerted by the field. The torque balance shows that the electric field has to overcome a larger viscous

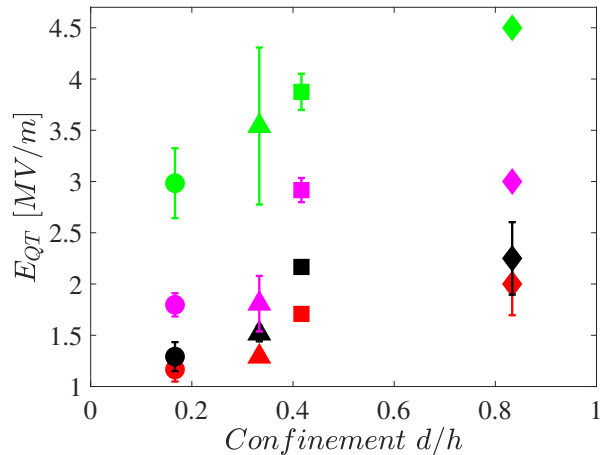


FIG. 4: Quincke rolling thresholds E_{QT} at different confinement for 0.1 M AOT in hexadecane and varying moisture content %wt $_{H_2O}$ = red < black < magenta < green (see Table II for the values of the water weight percentages). For comparison E_Q for this system is 0.37MV/m in the absence of moisture.

torque on the sphere compared to the unbounded case

$$\begin{aligned} T^E &= 8\pi a^3 \mu \Omega \tau(\delta), \\ \tau(\delta) &= -\tau^r(\delta) + \frac{f^r(\delta)}{f_t(\delta)} \tau^t(\delta). \end{aligned} \quad (5)$$

The gap between the sphere and the bottom surface δ is estimated to be few nanometers (see discussion of Figure 5). Using $\delta = 10$ nm yields $\tau \sim 4$; accordingly the critical field increases by a factor of 2, based on the linear relation between E_Q^2 and the viscous torque, Eq.(1). This evaluation, however, ignores the top wall, whose effect can be non-negligible, especially at the highest confinement where the gap between the sphere and top electrode surfaces is below 20 μm .

The separation between the translating sphere and the bottom surface can be estimated from the measured velocity slip, i.e., the difference between the translational velocity and the no-slip rolling velocity $a\Omega$. We experimentally measure the rotation rate Ω by tracking surface features of the colloidal sphere (with radius $a = 50 \mu\text{m}$) using high speed video imaging. Figure 5 compares the roller speed to the no-slip translational velocity Ωa . Only

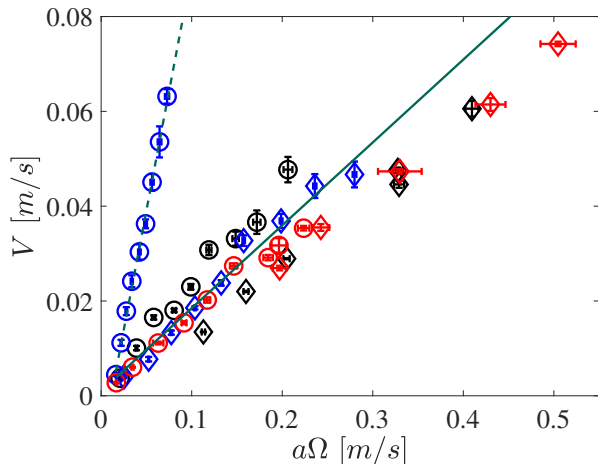


FIG. 5: Roller speed V versus the no-slip rolling velocity $a\Omega$, $V = f(\delta)a\Omega$, for the lowest (\circ) and highest (\diamond) moisture contents at 0.05 M (blue), 0.1 M (black), and 0.15 M (red) M AOT and $d/h = 0.83$. The dashed line corresponds to the case of rolling with no slip $f(\delta) = 1$. The solid line is the velocity corresponding to a $\delta=10$ nm gap between the sphere and the bottom surface, calculated from Eq.(6).

at the lowest AOT and moisture content does the sphere roll without slipping, i.e., $V = a\Omega$. All the other cases show slip $V < a\Omega$ depending on the thickness of the lubricating film between the sphere and the electrode surface. Using the force balance on the sphere and the results from lubrication theory Eq.(4), we find

$$V = f(\delta)a\Omega, \quad f(\delta) = \frac{\frac{2}{15} \ln\left(\frac{\delta}{a}\right) + 0.2526}{\frac{8}{15} \ln\left(\frac{\delta}{a}\right) - 0.9588}. \quad (6)$$

From the data on Figure 5, we estimate the gap δ between the particle and electrode surfaces to be about ten nanometers. Another likely cause for the increase in the critical field for rolling is a resistance due to adhesion between the particle and the bottom surface. It has been reported that small amounts of water generate strong adhesive force between surfaces in nonpolar fluids [42, 43]. Furthermore, adsorption of water on the particle surface (e.g., in the form of AOT inverted micelles) increases the particle effective conductivity [40, 42]. From Eq.(1) we see that increasing the conductivity ratio R decreases the denominator and hence increases E_Q . Indeed, we observe that at a given AOT concentration, higher moisture increases the critical field for rolling, see Figure 6.

Figure 7 shows that, in general, the threshold for rolling increases with fluid conductivity as expected from the behavior at unconfined electroration Eq.(1). However, unlike the unconfined rotation, there is no unique relation between the threshold field and the conductivity of the suspending fluid, as highlighted by the shaded regions on Figure 7. This is related to fact that same conductivity may correspond to different moisture content, see Table II.

The classical Quincke effect results in constant torque

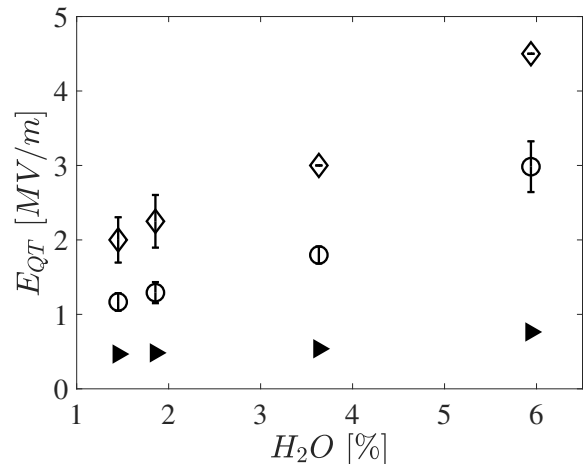


FIG. 6: Quincke rolling thresholds for 0.1 M AOT-hexadecane solution as a function of moisture content. The symbols correspond to particle confinement \diamond : $d/h = 0.83$, and \circ : $d/h = 0.17$. The solid symbols are the threshold for unconfined electroration calculated from Eq.(1) using the conductivities corresponding to the 0.1M AOT and moisture content, Table II.

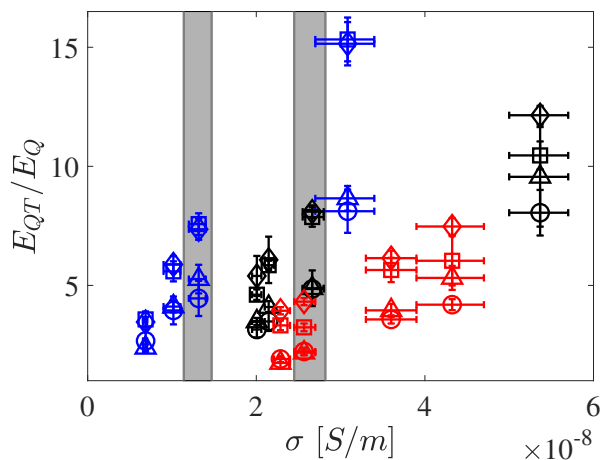


FIG. 7: Quincke rolling threshold as a function of conductivity of the suspending fluid. The symbols correspond to different confinement \diamond : $d/h = 0.83$, \square : $d/h = 0.42$, \triangle : $d/h = 0.33$, \circ : $d/h = 0.17$. Colors denote AOT concentration 0.05 M (blue), 0.1 M (black) and 0.15 M (red). The electric field is scaled by the Quincke threshold for unconfined rotation calculated from Eq.(1) for the conductivity of the moisture-free fluid. The regions shaded in grey show that even for solutions with similar conductivities and same confinement, the E_{QT} can vary due to different moisture content.

and suggests rolling with a constant velocity which increases linearly with field strength for $E/E_{QT} \gg 1$, see Eq.(3). Figure 8 shows that the rolling velocity follows the expected dependence on the field strength. At high field strengths, however, we find a previously unobserved dynamics - the particle undergoes periodic acceleration and deceleration, see the inset in Figure 8, and the average velocity plateaus. The new unsteady dynamics

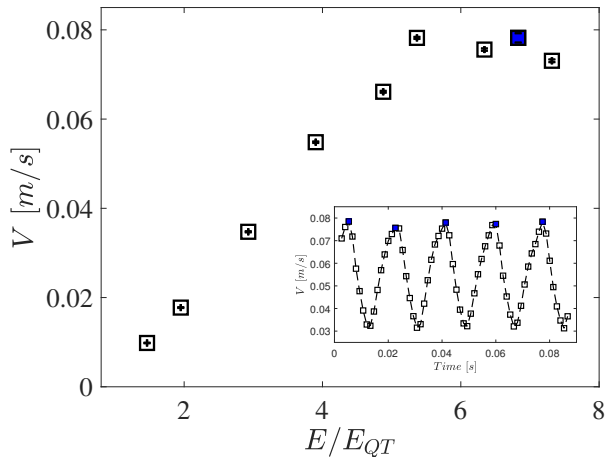


FIG. 8: Quincke roller velocity as a function of field strength E/E_{QT} , where E_{QT} is the critical field for the onset of rolling for the system 0.1 M AOT with 1.45% water and confinement $\square d/h = 0.42$.

likely arises from particle inertia: the rolling is very fast, $V \sim 0.1$ m/s, and the particle Reynolds number becomes $Re = \rho_m Va/\mu_m \sim 1$. The steady rotation, Eq.(3), is predicted under the assumption of negligible particle inertia [5]. The Quincke model with inertia maps onto the Lorenz equations, which can have periodic and chaotic solutions, corresponding to unsteady rotations [6].

B. Hovering

In the case where the AOT added to the hexadecane is anhydrous, the sphere first lifts off the electrode at a critical field strength E_L and starts to rotate, while hovering in the space between the electrodes, above a threshold field E_{QR} . The lift is of dielectrophoretic origin, due to the highly nonuniform electric field around the confined sphere [44, 45], illustrated in Figure 9. The repulsion is somewhat counterintuitive because approximating the sphere as a point dipole predicts attraction to the wall (the effect of the equipotential electrode surface in a uniform electric field is equivalent to an image dipole also antiparallel to the field [29]). The image argument ignores the nonuniformity in the electric field induced by the particle, which is reasonable for small particles compared to the electrode separation as in the experiments [29]. However, in our system the perturbation in the applied electric field by the sphere is large and top-bottom asymmetric. The surface charge distribution is also asymmetric. Thus, effectively each half of the dipole “feels” a field of different magnitude leading to a net force on the sphere. The direction of this force depends on the particle and suspending medium conductivities and can be estimated from the particle dipole. In the Quincke configuration, for the PMMA sphere, the dipole points in the opposite direction to the electric field $\sim (R - 1) < 0$ and the particle moves away from high field regions near

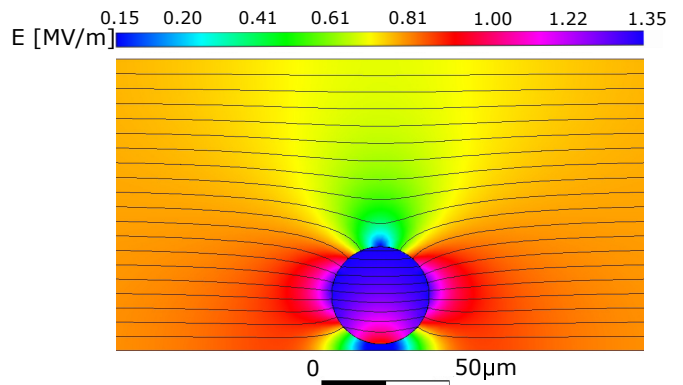


FIG. 9: Electric field magnitude (color) and potential lines about a sphere with $d = 40 \mu\text{m}$ between two parallel electrodes separated by a $120 \mu\text{m}$ gap. Particle conductivity is $\sigma_p = 10^{-17}$ S/m and the medium conductivity is $\sigma_m = 2 \times 10^{-8}$ S/m. The potential difference is 90V and the particle is suspended at a height of $2.8 \mu\text{m}$ above the bottom electrode. Computations performed with ANSYS-FLUENT.

the bottom electrode, towards the middle of the chamber.

The lift is suppressed in the moist AOT system likely due to either adhesion between the particle and the bottom surface and/or modified particle conductivity due to adsorption of water (e.g., in the form of AOT inverted micelles) [40, 42, 43, 46]. In the latter case, the formation of highly conducting layer even if of nanometric thickness increases the effective conductivity of the particle and may reverse the sign of the particle induced dipole thereby changing the dielectrophoretic force from repulsive to attractive.

After lift-off, the hovering height increases with field strength. We experimentally measure the height directly using the microscope focus knob with custom designed calibration which enables $1.24 \mu\text{m}$ resolution. Figure 10 shows that the equilibrium height, defined as the distance between the sphere center and the bottom surface, approaches the chamber midplane as the field increases. At the onset of rotation, the equilibrium height decreases slightly because the dipole tilt decreases the dipole component antiparallel to the applied field direction thereby effectively decreasing the dielectrophoretic lift force. The hovering height is sensitive to confinement. The most confined particle experiences the strongest initial lift, likely due to electric field gradients being largest in this case. The hydrodynamic interaction of the rotating sphere and the confining electrode surfaces induces particle translation, however the effect is much weaker compared to the rolling case [41, 47, 48]: the translation is two orders of magnitude slower than rolling.

Figure 11 shows that the threshold for rotation E_{QR} increases, albeit modestly, with confinement. However, the threshold for rotation is lower than the rolling case (at the highest confinement the rotation onset is higher than the unconfined case by a factor of 2 while in the rolling case with highest moisture the factor was about 10). This suggests that even though confinement results

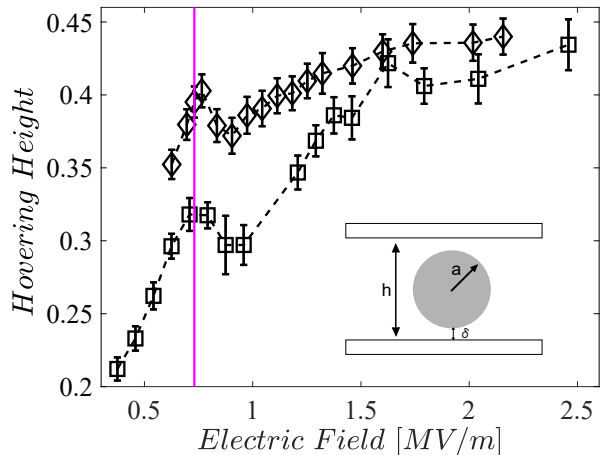


FIG. 10: Hovering height scaled by the distance between the electrodes, $(a + \delta)/h$, as a function of electric field for a 0.15M dry AOT and confinement $\diamond d/h = 0.83$ and $\square d/h = 0.42$. The onset of rotation is marked by the magenta line. Hovering height of 0.5 corresponds to the midplane between the electrodes.

in stronger viscous resistance to the sphere rotation, water effects (either resulting in adhesion or increased effective conductivity) play a more important role in the rolling onset.

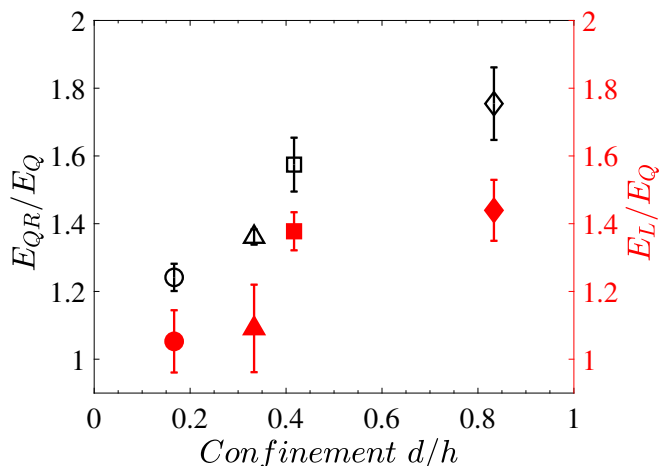


FIG. 11: Thresholds for lift (right vertical axis) and rotation (left vertical axis) as a function of confinement for a 0.1 M dry AOT. The thresholds have been non-dimensionalized by the threshold for Quincke rotation in unbounded medium calculated from Eq.(1) using the conductivity of the dry fluid of the same AOT concentration (0.1 M).

Figure 12 shows the experimentally measured rotation rate in the hovering state as a function of the electric field strength. Since the rotation rate Ω is measured by tracking surface features, only the larger sphere with diameter $100 \mu\text{m}$ is studied because the $d = 40 \mu\text{m}$ particles are featureless. Our experimental measurements for confinement $\frac{d}{h} = 0.42$, are in close agreement to those theo-

retically predicted using Eq.(3) using the experimentally determined E_{QR} instead of E_Q . Increasing confinement results in a decreased Ω due to additional hydrodynamic drag from the wall.

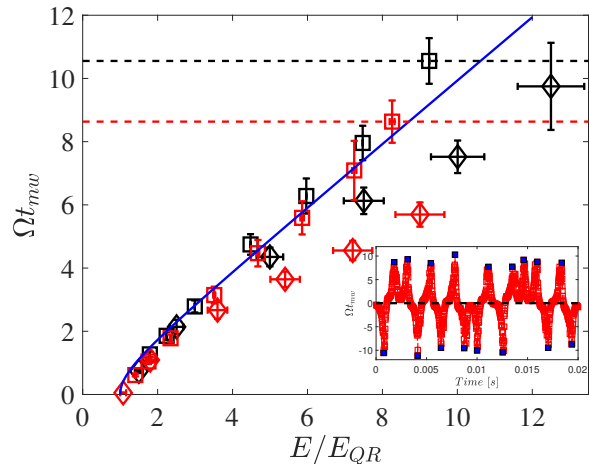


FIG. 12: Rotation rate of the hovering Quincke rotor for 0.1 M (black) and 0.15 M (red) AOT. The confinements are $\diamond : d/h = 0.83$, and $\square : d/h = 0.42$. The solid line is obtained from Eq.(3) using the experimentally determined E_{QR} instead of E_Q . The onset of the chaotic regime is marked by the black and red horizontal lines for 0.1 M and 0.15M respectively. The inset illustrates the chaos in rotation.

In strong fields the rotor dynamics becomes chaotic due to particle inertia. During steady rotation the rotation axis is fixed, but in the chaotic case the rotation axis changes irregularly (while still remaining in the plane perpendicular to the field direction). The chaos in Quincke rotation has been previously studied in a 2D case (cylinder) [5, 6]. In this case the rotation axis is fixed and the chaos was manifested by the rotation rate randomly switching between clockwise and counterclockwise direction.

IV. CONCLUSION

We experimentally study the Quincke effect (spontaneous spinning of a sphere in a uniform electric field) in strong confinement with particle diameter to gap ratio d/h ranging between 0.17 and 0.83. Our results quantify that confinement increases the critical field for onset of rotation, and thus, unlike the classical unbounded Quincke rotation, the threshold field becomes dependent on the particle size.

We find that the Quincke effect in confinement is very sensitive to the additive used to control the conductivity of the suspending oil. In our system of hexadecane with added AOT, moisture in the AOT dramatically changes the Quincke behavior.

If the AOT contains water, a sphere initially resting at the bottom electrode adheres to the surface and above

the Quincke threshold the sphere starts rolling. The adhesion appears stronger at higher water content, suggested by the experimentally observed higher field threshold for rolling. Comparing the roller translational velocity and the no-slip rolling velocity calculated to the rotation rate shows that the Quincke rollers roll with slip. Mixtures of water and AOT can have similar conductivity but different threshold for rolling, confirming the important role played by water in the adhesion.

If the added AOT is anhydrous, adhesion is prevented, the sphere lifts off from the electrode surface due to electrostatic repulsion and rotates while hovering in the space between the electrodes. The critical fields for lift and rotation in this case are an order of magnitude lower than the rolling case.

In stronger fields, rolling becomes unsteady with time-

periodic velocity, while rotation in the hovering state becomes chaotic.

Our study highlights the complex dynamics of the Quincke effect. Given the increasing interest in the Quincke rotors as a model “active” particle (either self-propelled in the rolling case or self-rotating in the hovering case), our study provides important insights about how to harness the Quincke effect for active fluids.

V. ACKNOWLEDGEMENTS

This research was funded in part by NSF awards CBET-1704996 and CMMI- 1740011.

-
- [1] G. Quincke. Ueber rotation em im constanten electrischen felde. *Ann. Phys. Chem.*, 59:417–86, 1896.
 - [2] J. R. Melcher and G. I. Taylor. Electrohydrodynamics - a review of role of interfacial shear stress. *Annu. Rev. Fluid Mech.*, 1:111–146, 1969.
 - [3] T. B. Jones. Quincke rotation of spheres. *IEEE Trans. Industry Appl.*, 20:845–849, 1984.
 - [4] I. Turcu. Electric field induced rotation of spheres. *J. Phys. A: Math. Gen.*, 20:3301–3307, 1987.
 - [5] E. Lemaire and L. Lobry. Chaotic behavior in electro-rotation. *Physica A*, 314(1-4):663–671, November 2002.
 - [6] F. Peters, L. Lobry, and E. Lemaire. Experimental observation of lorenz chaos in the quincke rotor dynamics. *Chaos*, 15:013102, 2005.
 - [7] Petia M. Vlahovska. Electrohydrodynamics of drops and vesicles. *Annu. Rev. Fluid Mech.*, 51: 305–330, 2019 .
 - [8] D. Das and D. Saintillan. Electrohydrodynamic interaction of spherical particles under Quincke rotation. *Phys. Rev. E*, 87(4):043014, APR 29 2013.
 - [9] Yu. Dolinsky and T. Elperin. Dipole interaction of the Quincke rotating particles. *Phys. Rev. E*, 85(2, 2):026608, FEB 27 2012.
 - [10] P. Dommersnes, A. Mikkelsen, and J. O. Fossum. Electro-hydrodynamic propulsion of counter-rotating Pickering drops. *Eur. Phys. J. -Special Topics*, 225(4):699–706, JUL 2016.
 - [11] A. Cēbers. Bistability and “negative” viscosity for a suspension of insulating particles in an electric field. *Phys. Rev. Lett.*, 92(3):034501, Jan 2004.
 - [12] E. Lemaire, L. Lobry, and N. Pannacci. Viscosity of an electro-rheological suspension with internal rotations. *J. Rheology*, 52:769–783, 2008.
 - [13] H-F. Huang, M. Zahn, and E. Lemaire. Negative electrorheological responses of micro-polar fluids in the finite spin viscosity small spin velocity limit. i. couette flow geometries. *J. Electrostatics*, 69:442–455, 2011.
 - [14] N. Pannacci, E. Lemaire, and L. Lobry. Dc conductivity of a suspension of insulating particles with internal rotation. *Eur. Phys. J. E*, 28:411–417, 2009.
 - [15] Y. Hu, M. Miksis, and P. M. Vlahovska. Colloidal particle electrorotation in a nonuniform electric field. *Phys. Rev. E*, 97:013111, 2018.
 - [16] A. Cebers, E. Lemaire, and L. Lobry. Electrohydrodynamic instabilities and orientation of dielectric ellipsoids in low-conducting fluids. *Phys. Rev. E*, 63:016301, 2000.
 - [17] A. Cebers. Dynamics of an elongated magnetic droplet in a rotating field. *Phys. Rev. E*, 66(6):061402, Dec 2002.
 - [18] Y. Dolinsky and T. Elperin. Electrorotation of a leaky dielectric spheroid immersed in a viscous fluid. *Phys. Rev. E*, 80:066607, 2009.
 - [19] Q. Brosseau, G. Hickey, and P. M. Vlahovska. Electrohydrodynamic quincke rotation of an ellipsoid. *Phys. Rev. Fluids*, 2:014101, 2017.
 - [20] Debasish Das and Eric Lauga. Active particles powered by quincke rotation in a bulk fluid. *Phys. Rev. Lett.*, 122:194503, May 2019.
 - [21] Lailai Zhu and Howard A. Stone. Propulsion driven by self-oscillation via an electrohydrodynamic instability. *Phys. Rev. Fluids*, 4:061701, Jun 2019.
 - [22] H. Sato, N. Kaji, T. Mochizuki, and Y. H. Mori. Behavior of oblately deformed droplets in an immiscible dielectric liquid under a steady and uniform electric field. *Phys. Fluids*, 18:127101, 2006.
 - [23] P. F. Salipante and P. M. Vlahovska. Electrohydrodynamics of drops in strong uniform dc electric fields. *Phys. Fluids*, 22:112110, 2010.
 - [24] P. F. Salipante and P. M. Vlahovska. Electrohydrodynamic rotations of a viscous droplet. *Phys. Rev. E*, 88:043003, 2013.
 - [25] M. Ouriemi and P. M. Vlahovska. Electrohydrodynamic deformation and rotation of a particle-coated drop. *Langmuir*, 31:6298–6305, 2015.
 - [26] P. M. Vlahovska. Electrohydrodynamic instabilities of viscous drops. *Phys. Rev. Fluids*, 1:060504, 2016.
 - [27] A. Jakli, B. Senyuk, G.X. Liao, and O. Lavrentovich. Colloidal micromotor in smectic a liquid crystal driven by dc electric field. *Soft Matter*, 4:2471–2474, 2008.
 - [28] Oleg D. Lavrentovich. Active colloids in liquid crystals. *Current Opinion in Colloid and Interface Sci.*, 21(SI):97–109, FEB 2016.
 - [29] A. Bricard, J.-B. Caussin, N. Desreumaux, O. Dauchot, and D. Bartolo. Emergence of macroscopic directed motion in populations of motile colloids. *Nature*, 503(7474):95–98, Nov 7 2013.

- [30] Antoine Bricard, Jean-Baptiste Caussin, Debasish Das, Charles Savoie, Vijayakumar Chikkadi, Kyohei Shitara, Oleksandr Chepizhko, Fernando Peruani, David Saintillan, and Denis Bartolo. Emergent vortices in populations of colloidal rollers. *Nature Comm.*, 6:7470, JUN 2015.
- [31] M. Belovs and A. Cebers. Relaxation of polar order in suspensions with Quincke effect. *Phys. Rev. E*, 89(5):052310, MAY 20 2014.
- [32] Shi Qing Lu, Bing Yue Zhang, Zhi Chao Zhang, Yan Shi, and Tian Hui Zhang. Pair aligning improved motility of Quincke rollers. *Soft Matter*, 14(24):5092–5097, JUN 28 2018.
- [33] Delphine Geyer, Alexandre Morin, and Denis Bartolo. Sounds and hydrodynamics of polar active fluids. *Nature Materials*, 17(9):789–793, SEP 2018.
- [34] Alexandre Morin, Nicolas Desreumaux, Jean-Baptiste Caussin, and Denis Bartolo. Distortion and destruction of colloidal flocks in disordered environments. *Nature Physics*, 13(1):63–67, JAN 2017.
- [35] Alexandre Morin, David Lopes Cardozo, Vijayakumar Chikkadi, and Denis Bartolo. Diffusion, subdiffusion, and localization of active colloids in random post lattices. *Phys. Rev. E*, 96(4):042611, OCT 26 2017.
- [36] Sunil K. Sainis, Jason W. Merrill, and Eric R. Dufresne. Electrostatic Interactions of Colloidal Particles at Vanishing Ionic Strength. *Langmuir*, 24(23):13334–13347, DEC 2 2008.
- [37] M. F. Hsu, E. R. Dufresne, and D. A. Weitz. Charge stabilization in nonpolar solvents. *Langmuir*, 21(11):4881–4887, 2005. PMID: 15896027.
- [38] Sunil K. Sainis, Vincent Germain, Cecile O. Mejean, and Eric R. Dufresne. Electrostatic interactions of colloidal particles in nonpolar solvents: Role of surface chemistry and charge control agents. *Langmuir*, 24(4):1160–1164, FEB 19 2008.
- [39] Gregory N. Smith and Julian Eastoe. Control-
ling colloid charge in nonpolar liquids with surfactants. *Physical Chemistry Chemical Physics*, 15(2):424–439, 2013.
- [40] Gregory N. Smith, James E. Hallett, and Julian Eastoe. Celebrating Soft Matter’s 10th Anniversary: Influencing the charge of poly(methyl methacrylate) latexes in nonpolar solvents. *Soft Matter*, 11(41):8029–8041, 2015.
- [41] A. J. Goldman, R. G. Cox, and H. Brenner. Slow viscous motion of a sphere parallel to a plane wall –. *Chem. Eng. Sci.*, 22:637–651, 1967.
- [42] T. N. Tombs. Electrostatic force on a moist particle near a ground plane. *The Journal of Adhesion*, 51(1-4):15–25, 1995.
- [43] Y Kanda, T Higuchi, and K Higashitani. Roles of AOT molecules on the adhesive force between surfaces in cyclohexane with water contamination. *Advanced Powder Technology*, 12(4):577–587, 2001.
- [44] Edmond W. K. Young and Dongqing Li. Dielectrophoretic force on a sphere near a planar boundary. *Langmuir*, 21:12037–12046, 2005.
- [45] Mohammad Robiul Hossain, Robert Dillon, Ajit K. Roy, and Prashanta Dutta. Modeling and simulation of dielectrophoretic particle-particle interactions and assembly. *J. Coll. Int. Sci.*, 394:619–629, 2013.
- [46] T. N. Tombs and T. B. Jones. Effect of moisture on the dielectrophoretic spectra of glass spheres. *IEEE Transactions on Industry Applications*, 29(2):281–285, March 1993.
- [47] J. W. Swan and J. F. Brady. Simulation of hydrodynamically interacting particles near a no-slip boundary. *Physics of Fluids*, 19:113306, 2007.
- [48] Michelle Driscoll, Blaise Delmotte, Mena Youssef, Stefano Sacanna, Aleksandar Donev, and Paul Chaikin. Unstable fronts and motile structures formed by micro-rollers. *Nature Physics*, 13(4):375–379, APR 2017.