

# Non-Spike Timing-Dependent Plasticity based Unsupervised Memristive Neural Networks with High Hardware Compatibility

Zhiri Tang, Yanhua Chen, Hao Wang, Jin He, *Senior Member, IEEE*, Qijun Huang, and Sheng Chang, *Senior Member, IEEE*

**Abstract** — With the development of research on memristor, memristive neural networks (MNNs) have become a hot research topic recently. Because memristor can mimic the spike timing-dependent plasticity (STDP), the research on STDP based MNNs is rapidly increasing. However, although state-of-the-art works on STDP based MNNs have many applications such as pattern recognition, STDP mechanism brings relatively complex hardware framework and low processing speed, which block MNNs' hardware realization. A non-STDP based unsupervised MNN is constructed in this paper. Through the comparison with STDP method on the basis of two common structures including feedforward and crossbar, non-STDP based MNNs not only remain the same advantages as STDP based MNNs including high accuracy and convergence speed in pattern recognition, but also better hardware performance as few hardware resources and higher processing speed. By virtue of the combination of memristive character and simple mechanism, non-STDP based MNNs have better hardware compatibility, which may give a new viewpoint for memristive neural networks' engineering applications.

**Index Terms** — memristive neural networks, spike timing-dependent plasticity, feedforward, crossbar, hardware compatibility

## I. INTRODUCTION

Memristor was postulated by L. O. Chua in 1971 [1] and realized by HP Labs in 2008 [2]. The value of memristor depends on the amount of electricity flowing

This work was supported by the National Natural Science Foundation of China (61874079 and 61574102), the Fundamental Research Fund for the Central Universities, Wuhan University (2042017gf0052), the Wuhan Research Program of Application Foundation and Frontier Technology (2018010401011289), and the LuoJia Young Scholars Program. Part of calculation in this paper has been done on the supercomputing system in the Supercomputing Center of Wuhan University. (*Corresponding author: Sheng Chang*)

Zhiri Tang, Hao Wang, Jin He, Qijun Huang, and Sheng Chang are with the School of Physics and Technology, Wuhan University, Wuhan, 430072, China. Yanhua Chen is with State Key Laboratory of Information Engineering in Surveying, Mapping and Remote Sensing (LIESMARS), Wuhan University, Wuhan, 430072, China. (E-mail: gerinetang@whu.edu.cn; changsheng@whu.edu.cn).

through it [3]-[4] and the memristor has a potential on descriptions of the biological synapse's characteristics such as the spike timing-dependent plasticity (STDP) [5]-[7]. Hence, memristive neural networks (MNNs), which use memristors as biological synapses [8]-[9] in the neural computing, have become a hot research topic. Compared with Convolutional Network Networks (CNNs), MNNs give a possibility to mimic the learning rules of the biological neurons, which is very attractive for studying and exploring the neuromorphic computing [10]-[11] and the artificial intelligence [12]-[13]. Recently, various researches based on different mechanisms and structures have emerged [14]-[16]. However, it's an open question that whether STDP is the only compatible and suited method for MNNs.

Some latest works about the unsupervised memristive feedforward structure designed feedforward neural networks [17]-[18] and multilayer perceptron [19] based on STDP, which merge biological learning mechanism into memristive neural networks. Some other researches on feedforward structure [20] gave up STDP to design some new learning systems and algorithms. Some state-of-the-art works designed the unsupervised memristive crossbar structure with STDP and other biological learning rules [21]-[22] and applied them into applications including pattern recognition [23]-[24], edge detection [25]-[28], and high performance computing [29]. However, there are still many works about the non-STDP based unsupervised memristive crossbar structure [30], which can also achieve good performance in above applications.

From above state-of-the-art researches, it is generally believed that because MNNs can be based on STDP, it can better mimic biological neurons to achieve many applications, and can utilize few resources and have high processing speed. However, STDP based MNNs can't meet the practical requirements of some engineering applications. Compared with STDP based MNNs, non-STDP based MNNs have better engineering compatibility and performance with the same applications and functions.

Inspired by the above, this paper builds STDP based and non-STDP based unsupervised memristive neural networks for two common memristive structures including feedforward and crossbar to carry on contrastive research, respectively. The comparison includes pattern recognition accuracy, convergence speed of training, hardware resource occupancy,

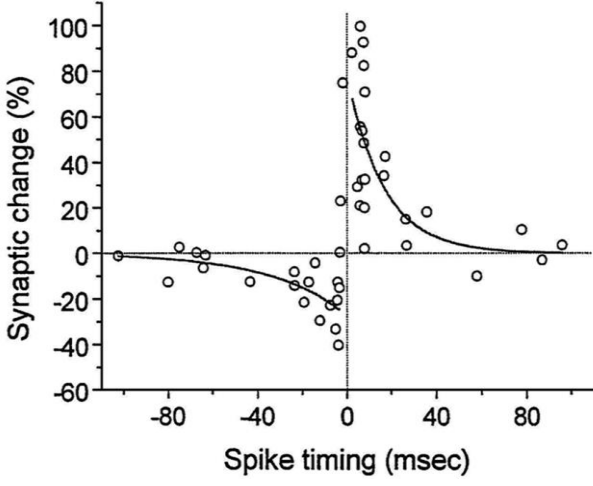


Fig. 1 Spike timing-dependent plasticity (STDP)

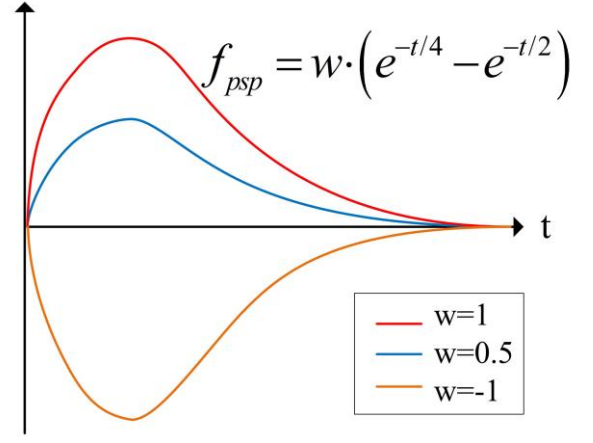


Fig. 2 Post synaptic potential

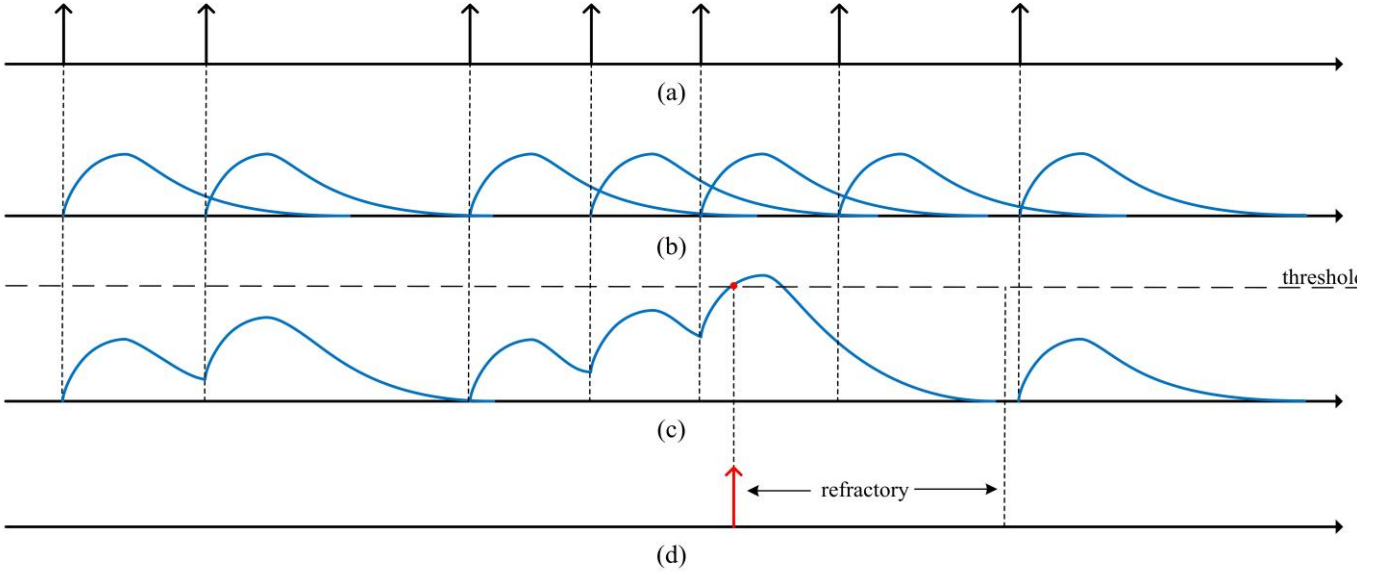


Fig. 3 Spiking response model

and processing speed with the expansion of network scale. Through the experiments, non-STDP based MNNs show better hardware performance remaining memristive characteristics.

## II. MEMRISTIVE FEEDFORWARD STRUCTURE

In this section, a STDP based and a non-STDP based unsupervised memristive feedforward structures are built aiming to carry out experimental comparison and analysis between them.

### A. STDP based Feedforward Structure

According to traditional HP memristor model [2], the value of memristor is:

$$M(t) = \frac{d(\phi(t))}{d(q(t))} = \frac{U(t)}{I(t)} \quad (1)$$

The relationship between the voltage at the two ends of memristor and current through memristor is:

$$U(t) = [R_{off} - (R_{off} - R_{on})\mu_v \frac{R_{on}}{D^2} \int_{-\infty}^t I(t)dt] I(t) \quad (2)$$

So we have:

$$\begin{aligned} M(t) &= R_{off} - (R_{off} - R_{on})\mu_v \frac{R_{on}}{D^2} \int_{-\infty}^t I(t)dt \\ &= k_1 - k_2 \int_{-\infty}^t I(t)dt \end{aligned} \quad (3)$$

where  $k_1 = R_{off}$  and  $k_2 = (R_{off} - R_{on})\mu_v \frac{R_{on}}{D^2}$

STDP is shown as Fig. 1, which indicates the relationship between the spike interval time and the percentages of synaptic weight change [5]. According to STDP, the shorter the firing time between the pre-synaptic neuron and the post-synaptic neuron, the closer the relationship between two neurons and the larger the synaptic weight between two

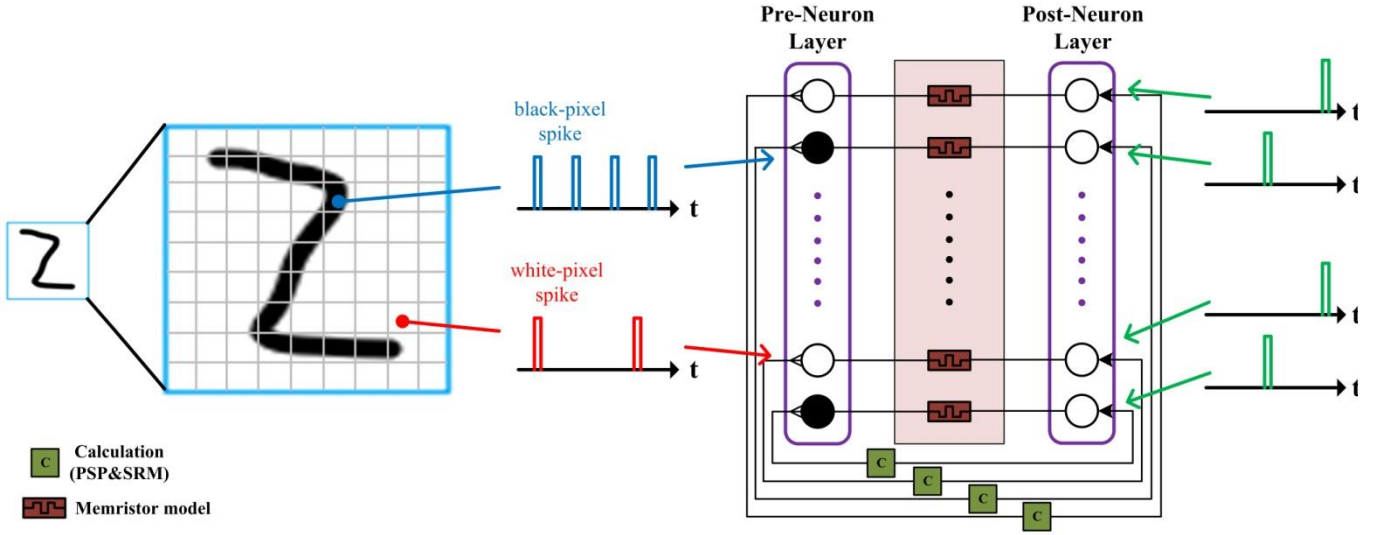


Fig. 4 The entire structure of STDP based memristive feedforward neural network

neurons [32].

Due to the change of synaptic weight equaling to the change of the reciprocal value of the memristor, we have:

$$dW = dG = d\left(\frac{1}{M(t)}\right) = d\left(\frac{1}{k_1 - k_2 \int_{-\infty}^t I(t)dt}\right) \quad (4)$$

which is consistent with STDP. From above we can get a STDP based memristive neural network algorithm.

Spiking response model (SRM) [32] is chosen as spiking signal [33] transmission mode. SRM builds an unsupervised learning mechanism which is similar to biological neurons with STDP. According to SRM, spikes generated by presynaptic neurons will contribute a post synaptic potential (PSP) [34] to the membrane potential of postsynaptic neuron. A general PSP definition is:

$$f_{psp} = w(e^{\frac{t}{4}} - e^{\frac{t}{2}}) \quad (5)$$

The schematic diagram of PSP is shown as Fig. 2, from which it can be seen that the height of spikes depends on the synaptic weight between these two neurons. When two spikes from presynaptic neuron input to postsynaptic neuron in succession, the membrane potential caused by PSP will add up. If the sum of PSP causing potential is up to a fixed threshold, the postsynaptic neuron will fire and an output spike will input to next neuron. After firing, the postsynaptic neuron will go into a refractory period, during which the neuron will not response to any spikes from presynaptic neurons. The postsynaptic neuron will restore normal response to the spikes after refractory. The entire SRM is shown as Fig. 3, in which Fig. 3(a) is presynaptic spikes, Fig. 3(b) is membrane potential caused by PSP, Fig. 3(c) is the sum of membrane potential, and Fig. 3(d) is output spikes of postsynaptic neuron. Since STDP mechanism is relatively complex, normally the STDP

based memristive neural network use some hardware optimizations [35], which includes simplification, linearization, and pipeline design, to achieve better performance on hardware platform.

The entire structure of STDP based memristive feedforward neural network is shown as Fig. 4. First, original binary images are encoded into black-pixel spikes and white-pixel spikes. The black spikes have higher firing frequency than white spikes over the same period of time so the output spikes corresponding to black spikes will fire earlier. If the input image has 9\*9 pixels, the presynaptic neuron layer will have 81 neurons. With the calculation module including PSP and SRM, output spikes of postsynaptic neuron layer can be got. The input spikes and output spikes are added to two ends of memristors, respectively. Then the feedforward networks will process training and weight updating according to STDP unsupervised learning mechanism of memristors. Further, a fixed threshold for memristors is set to make sure that training process will end after the values of memristors exceed it.

During test process, one random image is encoded into voltage signals and inputted to the well-trained networks, so the output currents are different due to the different values of memristors. If the sum of output currents is large enough, in other words, the input test image has a high matching rate with the well-trained networks, the input test image corresponds to the right category.

#### B. non-STDP based Feedforward Structure

From formula (3), we have:

$$M(t) = k_1 - k_2 \cdot Area_{spike} \quad (6)$$

$$dW = dG = d\left(\frac{1}{M(t)}\right) = d\left(\frac{1}{k_1 - k_2 \cdot Area_{spike}}\right) \quad (7)$$

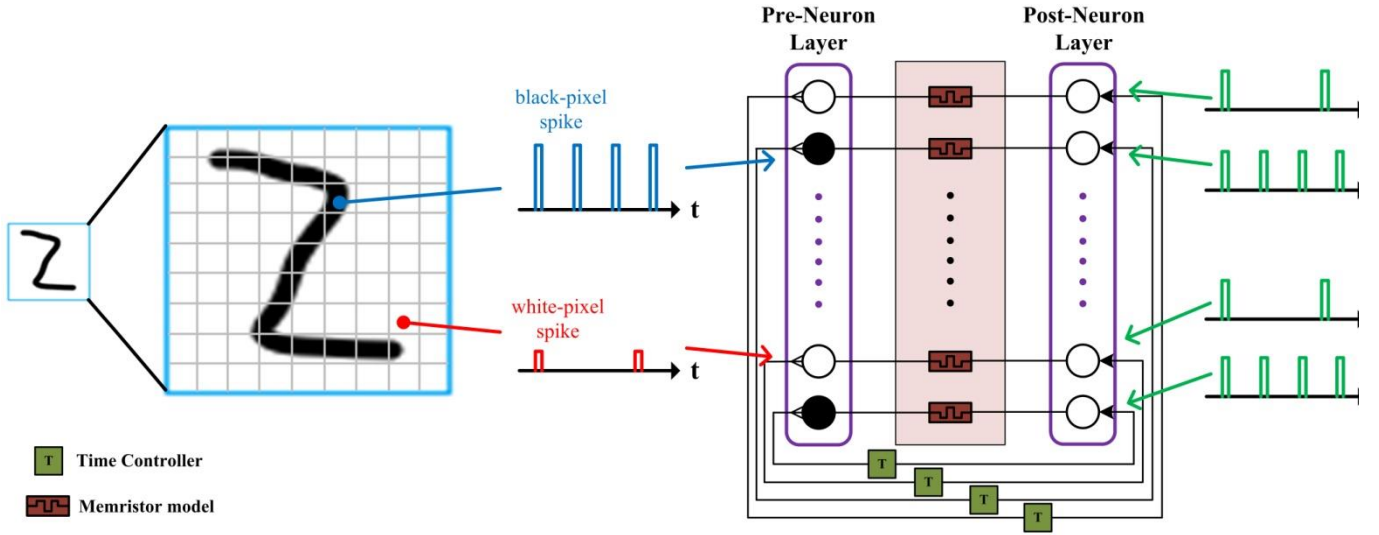


Fig. 5 The entire structure of non-STDP based memristive feedforward neural network

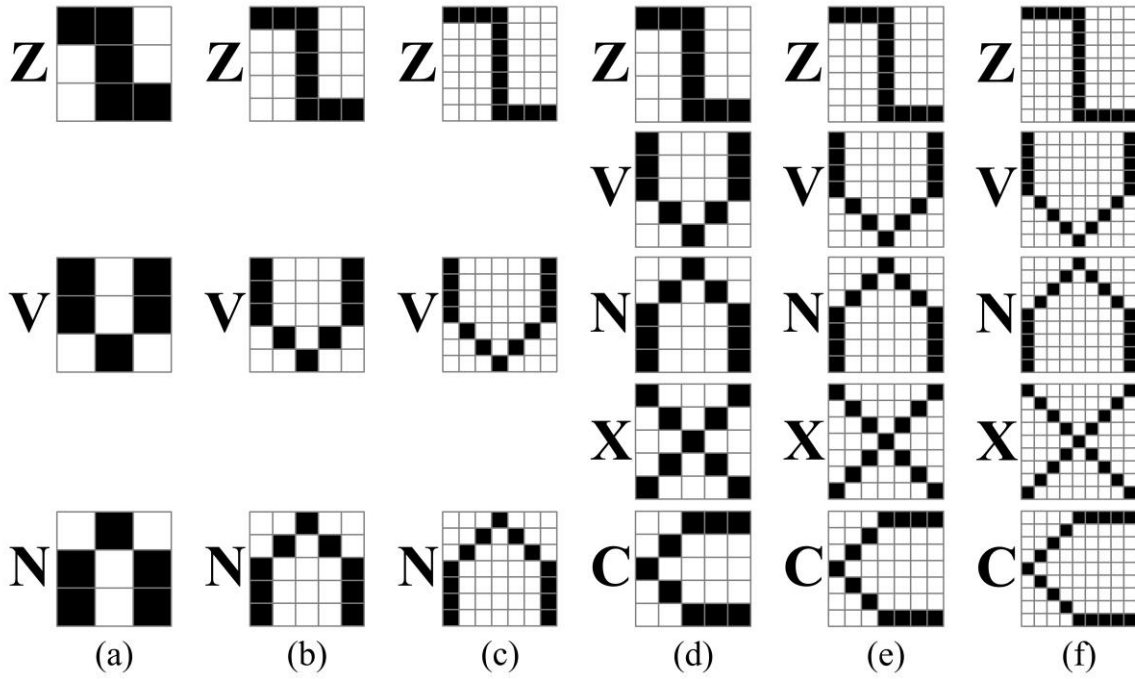


Fig. 6 A series of training and test datasets whose network scale is (a) 3\*3\*3, (b) 5\*5\*3, (c) 7\*7\*3, (d) 5\*5\*5, (e) 7\*7\*5, and (f) 9\*9\*5

where  $Area_{spike} = \int_{-\infty}^t I(t)dt$ .

From above, it can be seen that the updating weights have a linear relationship with the area of spikes. Hence, if the encoding mode of black and white spikes depends on different spikes heights and firing frequencies, we can get non-STDP based unsupervised memristive feedforward neural networks. Inspired by it, we construct a non-STDP based memristive feedforward neural network as Fig. 5. First, the black and white pixels are encoded into high and low spikes with the different firing frequencies, respectively. The firing frequencies of black spikes are higher than white spikes'. Different from STDP based structures, the height of output spikes is between black and white spikes, which can be

obtained by a time controller rather a calculation module combining with PSP and SRM. The time controller, which can make the output ports change whenever the state of input changes, is designed in this system. Through the time controller, the frequencies output spikes corresponding to black spikes are the same as input black spikes and the output spikes corresponding to white spikes are in the same way. During the training process, the memristors corresponding to black spikes will be applied with spikes from left to right and the spikes through memristors corresponding to white spikes will be right to left. Hence, the black and white pixels will have different synaptic weights after training process. By this way, memristive characteristics can also be involved in our non-STDP method. Likewise, a fixed threshold for memristors

TABLE I  
COMPARISON OF MEMRISTIVE FEEDFORWARD STRUCTURE

Network scale		3*3*3	5*5*3	7*7*3	5*5*5	7*7*5	9*9*5
Pattern recognition accuracy	STDP	100%	100%	99.9%	99.8%	99.5%	99.1%
	non-STDP	100%	100%	99.9%	99.7%	99.5%	99.2%
Convergence speed (Number of training cycles)	STDP	2	2	2	3	3	3
	non-STDP	2	2	2	3	3	3
Hardware resource occupancy (ALMs)	STDP	199	395	516	869	1309	1917
	non-STDP	185	337	390	750	1039	1826
Processing speed (MHz)	STDP	270.12	250.69	248.51	256.54	243.07	247.52
	non-STDP	274.06	260.82	259.04	261.76	255.32	251.41

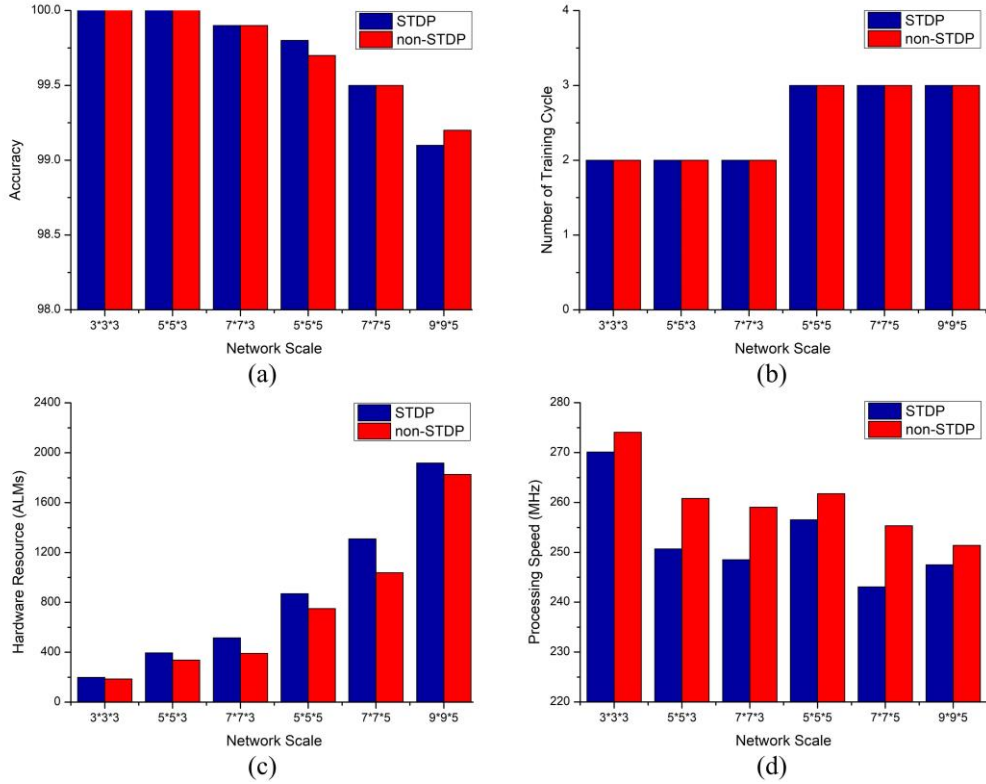


Fig. 7 Memristive feedforward structure's comparison including (a) pattern recognition accuracy, (b) convergence speed, (c) hardware resource occupancy, and (d) processing speed

is set to end the training process. The test process is the same as STDP based algorithm.

Compared with STDP based feedforward structure, the non-STDP feedforward structure only changes the encoding model and the way to get the output spikes. These two structures have the same numbers of layers, neurons, various modules, and memristors, which lays a good foundation for the comparison between STDP based and non-STDP based MNNs.

### C. Experiment Comparison and Analysis

To carry out comparison of STDP based and non-STDP based memristive feedforward neural networks, a series of datasets from 3\*3 pixels with 3categories (3\*3\*3) to 9\*9 pixels with 5

categories (9\*9\*5) [18] are chosen as Fig. 6. Due to its advantages in parallelism and ease of operation, Intel FPGA Stratix V: 5SGXEA7N2F45C2 is chosen as the hardware platform to test networks' performance. To show the advantages of non-STDP based memristive feedforward neural network, some hardware optimizations including simplification, linearization, and pipeline design are applied in STDP based memristive feedforward neural network to achieve its better performance on hardware platform.

The comparison consists of pattern recognition accuracy, convergence speed of training, hardware resource occupancy, and processing speed with the expansion of network scale, which is shown as Table I and Fig. 7.



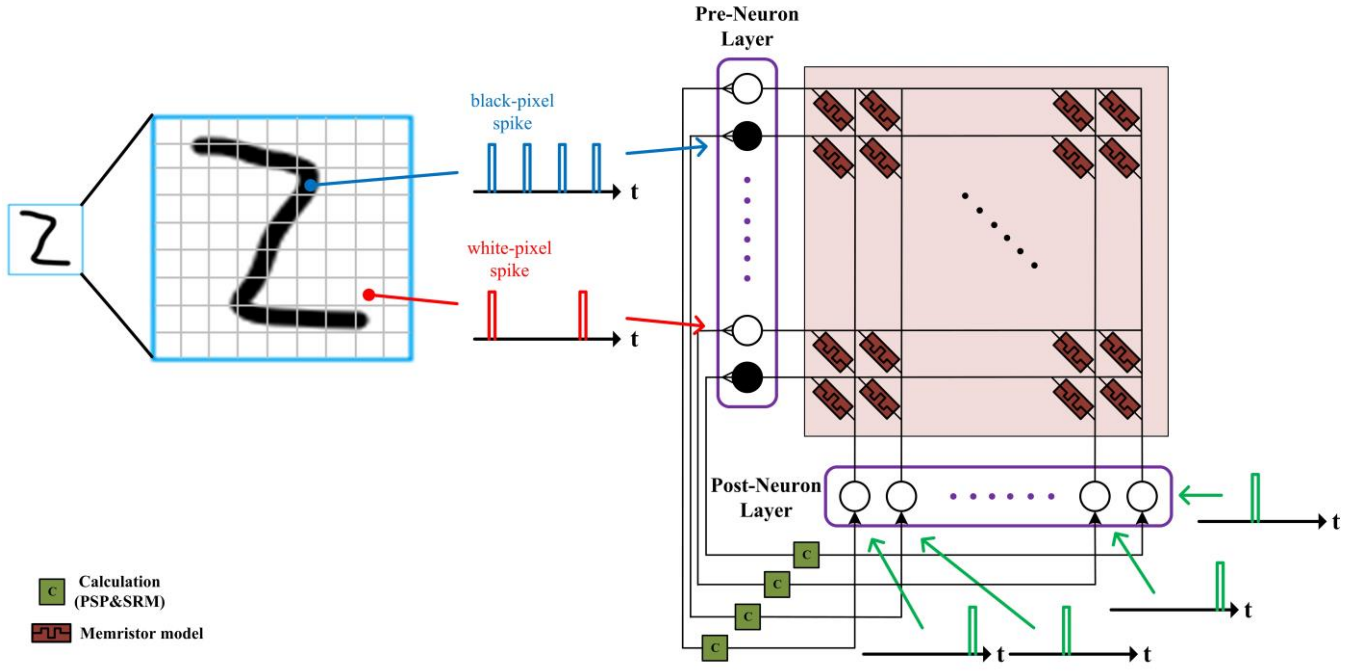


Fig. 8 The entire structure of STDP based memristive crossbar

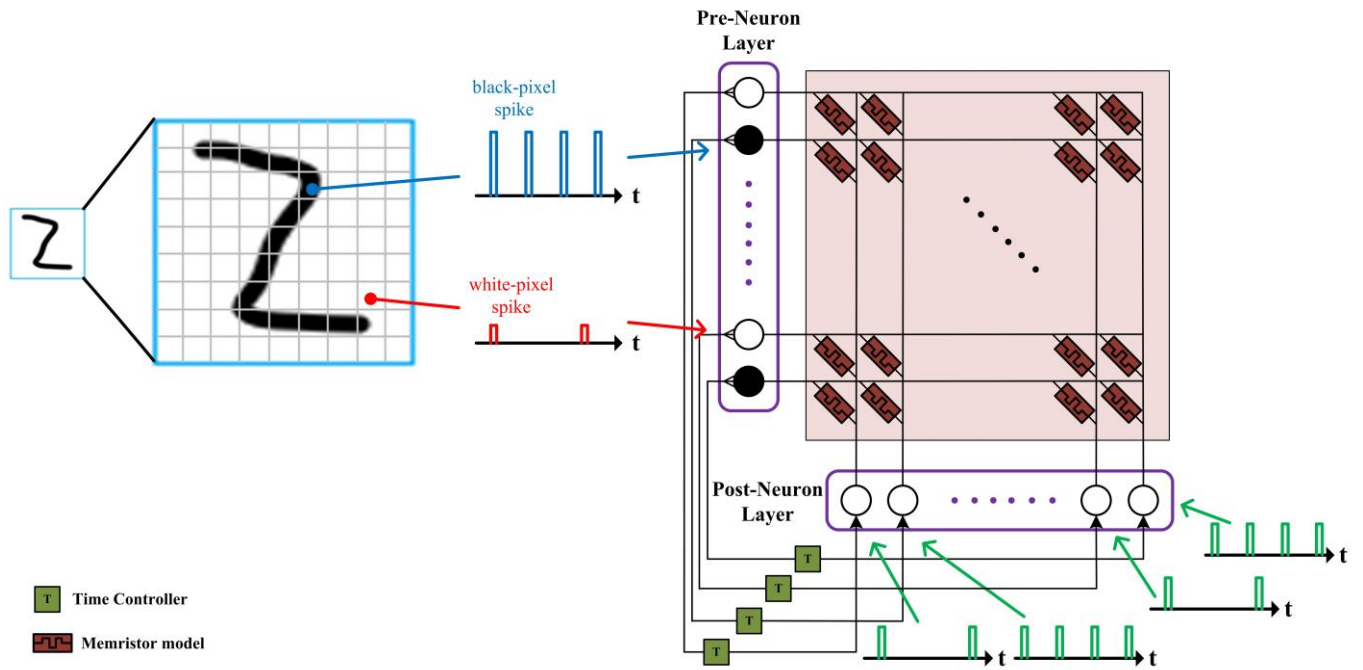


Fig. 9 The entire structure of non-STDP based memristive crossbar

It can be seen that STDP based and non-STDP based MNNs have similar pattern recognition accuracy and convergence speed for each network scale. Hence, non-STDP based MNNs have the same advantages as STDP based networks since memristive characteristics are also involved in our non-STDP algorithm.

In terms of hardware resource occupancy and process speed, non-STDP based feedforward algorithm has fewer hardware resources and higher processing speed. With the expansion of network scale from  $3 \times 3 \times 3$  to  $9 \times 9 \times 5$ , non-STDP based algorithm keeps its edge because its mechanism is much

simpler without following STDP on hardware. From above, it can be seen that non-STDP MNNs have better hardware performance, which means better engineering compatibility.

### III. MEMRISTIVE CROSSBAR STRUCTURE

In this section, a STDP based and a non-STDP based unsupervised memristive crossbar structures are built for comparison and analysis.

#### A. STDP based Crossbar Structure

Similar to feedforward structure, STDP based crossbar

TABLE II  
COMPARISON OF MEMRISTIVE CORSSBAR STRUCTURE

Network scale		3*3*3	5*5*3	7*7*3	5*5*5	7*7*5	9*9*5
Pattern recognition accuracy	STDP	100%	100%	100%	99.9%	99.6%	99.3%
	non-STDP	100%	100%	100%	99.9%	99.5%	99.3%
Convergence speed (Number of training cycles)	STDP	2	2	2	3	3	3
	non-STDP	2	2	2	3	3	3
Hardware resource occupancy (ALMs)	STDP	751	4706	17438	4789	17626	47056
	non-STDP	667	4475	16907	4512	17185	46027
Processing speed (MHz)	STDP	224.67	218.02	214.51	218.36	209.72	203.82
	non-STDP	227.22	223.69	216.07	220.06	213.42	208.16

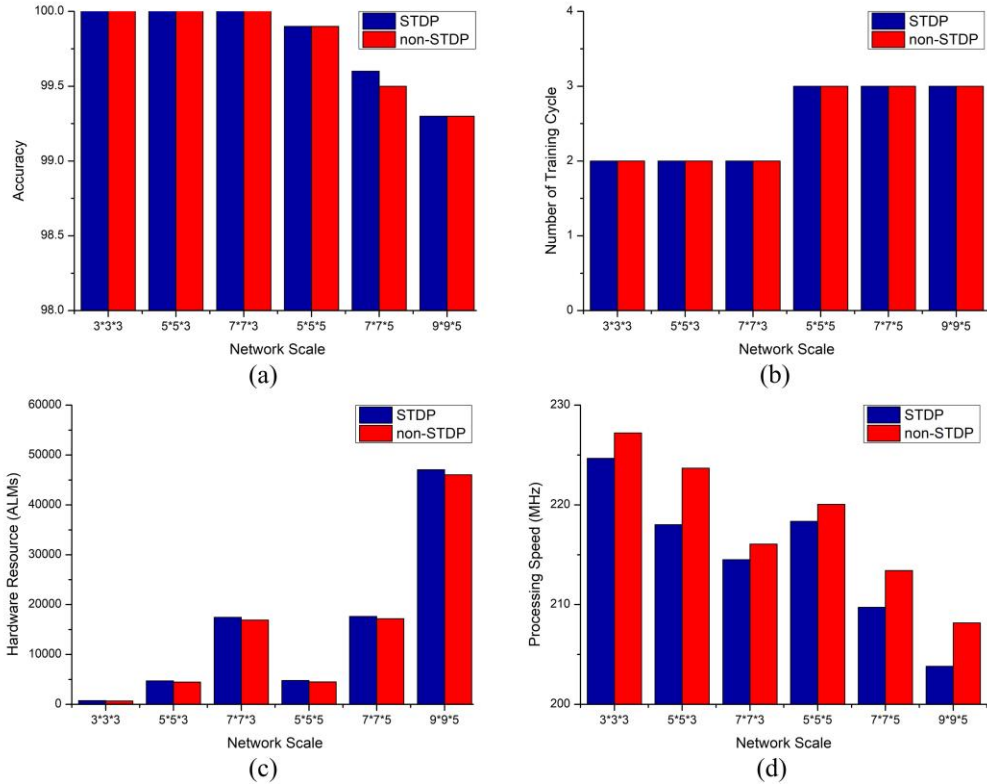


Fig. 10 Memristive crossbar structure's comparison including (a) pattern recognition accuracy, (b) convergence speed, (c) hardware resource occupancy, and (d) processing speed

structure needs STDP, PSP, and SRM to form a learning system. The entire structure of STDP based memristive crossbar is shown as Fig. 8. First, the original images are encoded into spikes and the output spikes are got through calculation module including PSP and SRM. Then the crossbar structure will process training and weight updating following STDP unsupervised learning rule. We set a fixed threshold for each memristor to end training process. During the training process, the synaptic weights of memristors corresponding to black pixels in the diagonal from the top left to the bottom right will be the largest. Hence, after one random image is inputted to the well-trained crossbar during test process, the output current from these memristors will be larger than others if the input test image corresponds to the

right category.

#### B. non-STDP based Crossbar Structure

The entire structure of non-STDP based memristive crossbar is shown as Fig. 9. The non-STDP based crossbar also uses time controller to replace calculation module in STDP based crossbar. Similar to non-STDP feedforward neural networks, the black and white pixels are encoded into high and low spikes with the different firing frequencies, respectively, and the height of output spikes is between black and white spikes. During the training process, the synaptic weights of memristors corresponding to black pixels in the diagonal will be larger than others because the memristors corresponding to black pixels will be applied with spikes from left to right.

Likewise, a fixed threshold for memristors to end the training process is set. The test process is the same as STDP based memristive crossbar structure.

Compared with STDP based crossbar, the non-STDP crossbar structure uses different encoding model and way to get the output spikes. These two structures have the same numbers of neurons, memristors, and various modules, so the performance of the two structures can be compared fairly.

### C. Experiment Comparison and Analysis

A series of dataset from  $3*3*3$  to  $9*9*5$  and Intel FPGA Stratix V: 5SGXEA7N2F45C2 are chosen as dataset and hardware platform to test the performance of STDP based and non-STDP based memristive crossbar, respectively. Some hardware optimizations, such as simplification, linearization, and pipeline design, are applied in STDP based memristive crossbar to achieve its better performance, which can better show the advantages of non-STDP based memristive crossbar on hardware.

Comparison includes pattern recognition accuracy, convergence speed of training, hardware resource occupancy, and processing speed with the expansion of network scale, which is shown as Table II and Fig. 10.

From above, it can be seen that STDP based and non-STDP based crossbar have similar performance in pattern recognition accuracy and convergence speed with the expansion of network scale from  $3*3*3$  to  $9*9*5$ . That means the non-STDP crossbar also has the MNN's advantages including high accuracy and convergence speed in pattern recognition.

Further, because the mechanism of non-STDP based crossbar is much simpler, the hardware resource occupancy of non-STDP based crossbar is fewer and the processing speed is higher, which shows that non-STDP crossbar has the better hardware performance and is more suitable for practical engineering applications. The experimental results are consistent with the results of STDP based and non-STDP based memristive feedforward neural networks.

## IV. CONCLUSION

Through the comparison between STDP based and non-STDP based MNNs with feedforward and crossbar structures, a phenomenon is pointed out that non-STDP based MNNs have advantages in hardware performance including hardware resource occupancy and processing speed remaining the similar pattern recognition accuracy and convergence speed with STDP based MNNs. Although STDP based memristive neural networks are in line with biological learning mechanism, the non-STDP based memristive structures show

stronger hardware performance and engineering compatibility, due to its simple mechanism. That provides a new way for memristive neural networks' engineering applications.

## REFERENCES

- [1] L. Chua, "Memristor-the missing circuit element," *IEEE Transactions on circuit theory*, vol. 18, no. 5, pp. 507-519, Sep. 1971.
- [2] D. B. Strukov, G. S. Snider, D. R. Stewart, and R. S. Williams, "The missing memristor found," *Nature*, vol. 453, no. 7191, pp. 80-83, May. 2008.
- [3] Q. Xia, *et al.*, "Memristor-CMOS hybrid integrated circuits for reconfigurable logic," *Nano Letters*, vol. 9, no. 10, pp. 3640, Sep. 2009.
- [4] Z. Wang, *et al.*, "Memristors with diffusive dynamics as synaptic emulators for neuromorphic computing," *Nature Materials*, vol. 16, no. 1, pp. 101, Sep. 2016.
- [5] B. Linaresbarranco and T. Serranogotarredona, "Memristance can explain Spike Time-Dependent Plasticity in Neural Synapses," *Nature Precedings*, pp. 1-4, 2009.
- [6] S. Ambrogio, S. Balatti, F. Nardi, S. Facchinetti, and D. Ielmini, "Spike-timing dependent plasticity in a transistor-selected resistive switching memory," *Nanotechnology*, vol. 24, no. 38, pp. 384012, Sep. 2013.
- [7] W. Adam *et al.*, "Synaptic behavior and STDP of asymmetric nanoscale memristors in biohybrid systems," *Nanoscale*, vol. 5, no. 16, pp. 7297-7303, Jun. 2013.
- [8] S. H. Jo, *et al.*, "Nanoscale memristor device as synapse in neuromorphic systems," *Nano Letters*, vol. 10, no. 4, pp. 1297-1301, Mar. 2010.
- [9] A. Thomas, "Memristor-based neural networks," *Journal of Physics D: Applied Physics*, vol. 46, no. 9, pp. 093001, Feb. 2013.
- [10] Linares-Barranco *et al.*, "On Spike Timing-Dependent Plasticity, Memristive Devices, and Building a Self-Learning Visual Cortex," *Frontiers in Neuroscience*, vol. 5, no. 26, pp. 26, Mar. 2011.
- [11] T. Serrano-Gotarredona, T. Masquelier, T. Prodromakis, G. Indiveri, and B. Linares-Barranco, "STDP and STDP variations with memristors for spiking neuromorphic learning systems," *Frontiers in Neuroscience*, vol. 7, no. 7, pp. 2, Feb. 2013.
- [12] J. J. Yang, D. B. Strukov, and D. R. Stewart, "Memristive devices for computing," *Nature Nanotechnology*, vol. 8, no. 1, pp. 13-24, Dec. 2012.
- [13] E. Covi, *et al.*, "HfO<sub>2</sub>-based memristors for neuromorphic applications," in *2016 IEEE International Symposium on Circuits and Systems (ISCAS)*, 2016: IEEE, pp.



393-396.

- [14] X. Hu, S. Duan, G. Chen and L. Chen, "Modeling Affections with Memristor-Based Associative Memory Neural Networks," *Neurocomputing*, vol. 223, pp. 129-137, Feb. 2017.
- [15] L. Wang, H. Li, S. Duan, T. Huang and H. Wang, "Pavlov associative memory in a memristive neural network and its circuit implementation," *Neurocomputing*, vol. 171, pp. 23-29, Jan. 2016.
- [16] S. Duan, H. Wang, L. Wang, T. Huang and C. Li, "Impulsive Effects and Stability Analysis on Memristive Neural Networks With Variable Delays," *IEEE Transactions on Neural Networks & Learning Systems*, vol. 28, no. 2, pp. 476-481, Feb. 2017.
- [17] M. Hansen, F. Zahari, M. Ziegler and H. Kohlstedt, "Double-Barrier Memristive Devices for Unsupervised Learning and Pattern Recognition," *Frontiers in Neuroscience*, vol. 11, pp. 91, Feb. 2017.
- [18] Z. Tang *et al.*, "A hardware friendly unsupervised memristive neural networks with weight sharing mechanism," *Neurocomputing*, vol. 332, pp. 193-202, Mar. 2019.
- [19] C. Yakopcic and T. M. Taha, "Memristor crossbar based implementation of a multilayer perceptron," in *2017 IEEE National Aerospace and Electronics Conference (NAECON)*, 2017: IEEE, pp. 38-43.
- [20] Z. Tang *et al.*, "Fully Memristive Neural Network Merging Image Preprocessing and Pattern Recognition," *arXiv preprint arXiv: 1904.12292*, 2019.
- [21] N. Toni, P.A. Buchs, I. Nikonenko, C.R. Bron and D. Muller, "LTP promotes formation of multiple spine synapses between a single axon terminal and a dendrite," *Nature*, vol. 402, no. 6760, pp. 421, Nov. 1999.
- [22] C. Ting, J. Sung-Hyun, and L. Wei, "Short-term memory to long-term memory transition in a nanoscale memristor," *Acs Nano*, vol. 5, no. 9, pp. 7669-76, Aug. 2011.
- [23] Rosenthal, S. Greshnikov, D. Soudry and S. Kvatinsky, "A fully analog memristor-based neural network with online gradient training," *Proc. IEEE International Symposium on Circuits & Systems*, 2016, pp. 1394-1397.
- [24] R. Zhu, *et al.*, "Influence of Compact Memristors' Stability on Machine Learning," *IEEE Access*, vol. 7, pp. 47472-47478, 2019.
- [25] S. Duan, X. Hu, Z. Dong, L. Wang and P. Mazumder, "Memristor-based cellular nonlinear/neural network: design, analysis, and applications," *IEEE Transactions on Neural Networks & Learning Systems*, vol. 26, no. 6, pp. 1202-1213, Jun. 2015.
- [26] L. Wang, X. Wang, S. Duan and H. Li, "A spintronic memristor bridge synapse circuit and the application in memristive cellular automata," *Neurocomputing*, vol. 167, pp. 346-351, Nov. 2015.
- [27] J. Zhou, J.J. Wu and Y.H. Tang, "Edge Detection of Binary Image Based on Memristors," *Advanced Materials Research*, vol. 791-793, pp. 2066-2070, Sep. 2013.
- [28] Z. Tang *et al.*, " Fully Memristive Spiking-Neuron Learning Framework and its Applications on Pattern Recognition and Edge Detection," *arXiv preprint arXiv: 1901.05258*, 2019.
- [29] J. J. Yang, D. B. Strukov, and D. R. Stewart, "Memristive devices for computing," *Nature Nanotechnology*, vol. 8, no. 1, pp. 13-24, Dec. 2012.
- [30] Z. Wang, *et al.*, "Fully memristive neural networks for pattern classification with unsupervised learning," *Nature Electronics*, vol. 1, no. 2, pp. 137, Feb. 2018.
- [31] S.G. Amara and M.J. Kuhar, "Neurotransmitter transporters: recent progress," *Annual Review of Neuroscience*, vol. 16, no. 1, pp. 73-93, 1993.
- [32] W. Gerstner, F. Moss, S. Gielen, "A Framework for Spiking Neuron Models: The Spike Response Model" in *The Handbook of Biological Physics, Elsevier Science*, vol. 4, no. 12, pp. 469-516, 2001.
- [33] R. Hu, *et al.*, "Margin-Based Pareto Ensemble Pruning: An Ensemble Pruning Algorithm That Learns to Search Optimized Ensembles," *Computational Intelligence and Neuroscience*, vol. 2019, art. no. 7560872, Jun. 2019.
- [34] J. Vreeken, "Spiking neural networks: An introduction", *Artif. Intel. Lab. Intel. Syst. Group*, vol. 8, no. 3, pp. 1-5, 2003.
- [35] S. Kilts, *Advanced FPGA Design: Architecture Implementation and Optimization*, Hoboken, NJ, USA: Wiley, 2007.