

Adaptive Release Duration Modulation for Limited Molecule Production and Storage

Ladan Khaloopour, Mahtab Mirmohseni and Masoumeh Nasiri-Kenari

Department of Electrical Engineering, Sharif University of Technology, Tehran, Iran

Email: ladan.khaloopour@ee.sharif.edu, {mirmohseni, mnasiri}@sharif.edu

Abstract—The nature of molecular transmitter imposes some limitations on the molecule production process and its storage. As the molecules act the role of the information carriers, the limitations affect the transmission process and the system performance considerably. In this paper, we focus on the transmitter’s limitations, in particular, the limited molecule production rate and the finite storage capacity. We consider a time-slotted communication where the transmitter opens its outlets and releases the stored molecules for a specific time duration to send bit “1” and remains silent to send bit “0”. By changing the release duration, we propose an adaptive release duration modulation. The objective is to find the optimal transmission release duration to minimize the probability of error. We characterize the properties of the optimal release duration and use it to derive upper and lower bounds on the system performance. We see that the proposed modulation scheme improves the performance.

Index Terms—Molecular transmitter, transmitter’s limitations, production rate, storage capacity, release duration.

I. INTRODUCTION

MOLECULAR communication (MC) is a promising communication technique among machines in nano-scale and has important applications in medicine, health-care and environmental sciences, where the conditions of transfer such as transmission range, nature of the medium, and possible transmitted carriers are consistent with molecules [2]. MC has some similarities and differences with the classical communication. The main difference is that in MC, molecules are carriers of information instead of electromagnetic or optical waves. Another important difference of MC with classical communication, which we focus on in this paper, is the transmitter’s limitations.

The most important transmitter’s limitation in MC is availability of molecules that must be released as information carriers. We study this problem for a common on/off keying (OOK) transmitter, where the transmitter releases a specific concentration of molecules into the medium in order to send bit “1” and remains silent in order to send bit “0”. However, the amount of available molecules at the transmitter is subject to some constraints due to the molecule production process. In fact, the molecules are produced at the transmitter with a limited-rate process, such as chemical reactions [3]. In addition,

the amount of molecules that can be stored in the transmitter is limited and thus we face a finite storage capacity. The objective in this paper is to study the effect of these limitations on the performance of an MC system, considering the probability of error at the receiver.

While molecular channels, receivers, and carriers are widely studied in the literature [3], [4], molecular transmitter’s limitations are relatively unexplored. An ideal transmitter is considered in most of the works, which is a point source that can release any desired number of molecules in a very short time at the beginning of a time-slot (*i.e.*, an impulse function) [5], [6]. There are few works that study the transmitter’s challenges in MC [7]–[13]. The amplitude constraint on the number of transmitted molecules is studied in [7], [8]. In [9], the transmitter releases molecules in shape of a square or Gaussian pulse, where any number of molecules can be released during the pulse time (removing the impulse function constraint). The authors in [10] consider a point source transmitter with instantaneous molecule release but with random symbol interval. The focus of [10] is on synchronization schemes.

A more realistic transmitter model is introduced in [12], which is a point source with limited molecule production rate, located at the center of a spherical cell with finite storage capacity. There are many ion channels on its surface that can be opened or closed by applying an electrical voltage or a ligand concentration. The MC transmitter with these two limitations is also studied in [13] from information theoretic perspective and some bounds on its capacity are derived. Although the transmitter’s limitations have been modeled in some of the above works, no specific transmission scheme has been proposed for these limitations.

In this paper, we focus on the transmitter’s limitations, *i.e.*, the limited production rate and finite storage capacity. We consider diffusion-based mediums as an important class of molecular transmissions where the molecules diffuse in the medium to reach the receiver. Our goal is to design a transmission scheme that has a good performance in terms of probability of error, considering the limitations. Our contribution and results are provided in two cases of the absence and the presence of inter-symbol interference (ISI):

1. No-ISI case:

- Transmitter design: we propose a coding scheme based on changing release durations (*i.e.*, molecule release duration).

This paper was presented in part in the 2018 Iran Workshop on Communication and Information Theory (IWCIT) [1].

This lets the transmitter to adapt the number of transmitted molecules to satisfy the transmitter constraints.

- **Optimal release durations:** we use the optimal maximum likelihood receiver, which has a threshold form with a fixed threshold, to formulate the optimal release durations: as the solution of an optimization problem which does not have a closed form solution. However, we characterize its important properties.

- **Optimal decoder:** we design the optimal decoder that minimizes the probability of error. Thereby, we obtain an adaptive threshold based receiver for the optimal release duration.

- **Probability of error analysis:** we compute the probability of error. Using the properties of optimal release durations, we obtain upper and lower bounds on the probability of error.

2. ISI case:

- **Transmitter design:** similar to no-ISI case, we propose a coding scheme to adapt the number of transmitted molecules, satisfying the transmitter's constraints.

- **Optimal release durations:** we formulate an optimization problem to find the optimal release durations for a fixed threshold receiver and obtain two sub-optimal solutions for the channel with one and two-symbol ISI.

- **Optimal decoder:** we design two sub-optimal decoders which use the sub-optimal release durations to minimize the probability of error for one and two-symbol ISI. Then, we derive the optimal adaptive threshold based receiver for the sub-optimal release duration.

Furthermore, we provide numerical results:

- **Storage capacity:** we show that increasing the molecule storage capacity significantly improves the performance in terms of probability of error.

- **Receiver:** it is shown that an adaptive threshold receiver performs better than a fixed threshold receiver as expected.

- **Memory:** While in our proposed adaptive strategy with variable release durations, the complexity of the system increases compared to non-adaptive strategy where release durations are fixed, we show that the required memories for the proposed transmitter to save optimal release durations and for the receiver to save the adaptive thresholds are finite.

The rest of this paper is organized as follows. Section II presents a model for the transmitter's limitations. In Section III, a modulation scheme based on adaptive release duration is proposed. Main results in no-ISI case and ISI case are provided in Sections IV and V, respectively. Numerical results are presented in Section VI. Finally, in Section VII, we conclude this paper.

II. SYSTEM MODEL

We assume a time-slotted communication system with an OOK transmitter and the slot duration of T . We consider a point-to-point molecular communication system including a transmitter, a fluid medium as the channel, and a receiver, shown in Fig. 1. The transmitter releases a deterministic concentration of molecules into the channel. However, the transmitter has a limited molecule production rate β and a finite

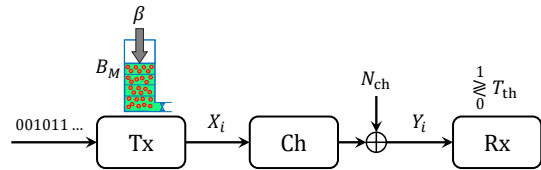


Fig. 1. Molecular transmitter, channel and receiver

molecule storage capacity B_M . The molecule storage is linearly recharged with a fixed rate β at the transmitter up to its storage capacity B_M . We assume that the storage is fully charged in a duration less than slot duration ($B_M < \beta T$). Therefore, it is fully charged if a “0” is sent.

The released molecules diffuse in the channel according to Fick's second law of diffusion to reach the receiver, which results in a linear time-invariant channel. We consider an absorbing receiver which absorbs molecules hitting its surface, with probability p_k , $k = 0, 1, \dots$, in the current and next k slots [14]. The reception process can be modeled as a Poisson process at the receiver [15]. In addition, we assume a Poisson background noise, N_{ch} , with parameter λ as [16]. We consider a transmitter, located at $\vec{r} = 0$, releases X_i molecules at i th time-slot as a pulse train $\sum_k X_i \delta(\vec{r} = 0) \Pi(t - kT)$, where

$$\Pi(t) = \begin{cases} 1, & 0 \leq t \leq t_r, \\ 0, & \text{otherwise,} \end{cases}$$

and t_r is the release duration. Thus, the number of received molecules is

$$Y_i \sim \text{Poisson} \left(\sum_{k=0}^{\infty} p_k X_{i-k} + \lambda \right). \quad (1)$$

III. PROBLEM FORMULATION

A. No-ISI case:

First we study a simple case of no-ISI (*i.e.*, $p_0 = 1, p_k = 0$ for $k \geq 1$). We focus on a specific transmission scheme, where to send bit “0”, the surface outlets of the transmitter are closed and no molecule is released. To send bit “1”, the outlets are opened for some specific time duration and the stored molecules are released. Then the outlets are closed and the storage starts recharging. In fact, as soon as the outlets are closed after the release duration, the transmitter starts storing the produced molecules.

1) *Non-adaptive communication strategy:* First, consider a simple strategy where the release duration T_M is fixed. We set T_M such that the storage is filled in time duration $T - T_M$

$$T_M = \max_{B_M \geq \beta(T-t)} t = T - \frac{B_M}{\beta}. \quad (2)$$

Thus, the storage is full at the beginning of each time-slot and $B_M = \beta(T - T_M)$. In other words, T_M is chosen such that $T - T_M$ is the minimum transmitter required time to refill the storage; otherwise, we lose some molecule production time (because some molecules cannot be stored). Assume that bit “1” is to be transmitted at slot i . As soon as the storage fills up to its

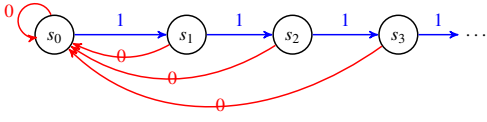


Fig. 2. Transmitter finite state machine

capacity B_M , the outlets are opened for duration T_M , and βT_M molecules are also produced at this time. Therefore the total number of released molecules for bit “1” is $X_i = B_M + \beta T_M = \beta T$. If we quantize the release duration into very short intervals, substituting the above amount of X_i in (1) and using thinning property of Poisson distribution result in

$$Y_i \sim \text{Poisson}(\beta T + \lambda). \quad (3)$$

At the receiver, we use the optimal maximum likelihood (ML) decoding approach. From (3), the ML receiver has a fixed threshold form. If we define $M = \beta T$, the optimum threshold is derived as

$$T_{\text{th}} = \frac{M}{\ln(1 + \frac{M}{\lambda})}.$$

Since $M \gg \lambda$, we have $T_{\text{th}} < M$. The receiver observes $Y_i = y$ and decides $\hat{X}_i = 1$ if $y \geq T_{\text{th}}$ and $\hat{X}_i = 0$ if $y < T_{\text{th}}$. Thus, the total probability of error is

$$P_e = \frac{1}{2} (P_{e|0}(0) + P_{e|1}(M)), \quad (4)$$

where

$$P_{e|1}(x) = 1 - P_{e|0}(x) = \sum_{y < T_{\text{th}}} e^{-(x+\lambda)} \frac{(x+\lambda)^y}{y!}.$$

2) *Adaptive communication strategy*: Now, we propose an adaptive strategy. We improve the system performance in terms of probability of error at the receiver by making the release duration adaptively variable. Thus, the storage may not be fully charged at the beginning of each time-slot. The duration of a time-slot is chosen such that transmitting a “0” fully charges the storage. As a result, the transmitter has to know the number of subsequent “1”s that has been transmitted prior to the current transmission. Thus, the system is state-dependent. We say that the system is in state s_j if j subsequent “1”s are transmitted after the last transmitted “0”. In state s_j , we change the release duration T_M to $T_M + \tau_{j+1}$. We call $\tau_i \in \mathbb{R}$ as release duration increments for $i = 1, 2, \dots$. Note that it can be negative to decrease the release duration. The release process in each slot begins when the storage is full (at $kT + \tau_1 + \dots + \tau_j$, in state s_j for k -th transmitted bit). The transmitter state machine is shown in Fig. 2. The probability of state s_j is

$$P(s_j) = \frac{1}{2^{j+1}}. \quad (5)$$

Let $\Delta_n = \beta \tau_n, n \in \mathbb{N}$ denote the amount of the released molecules increment in state s_{n-1} . Therefore, the probability of error is

$$\begin{aligned} P_e &= \frac{1}{2} \left(P_{e|0}(0) + \sum_{j=1}^{\infty} P(s_{j-1}) P_{e|1, s_{j-1}}(M + \Delta_j) \right) \\ &\stackrel{(a)}{=} \frac{1}{2} \left(P_{e|0}(0) + \sum_{j=1}^{\infty} \frac{1}{2^j} P_{e|1}(M + \Delta_j) \right), \end{aligned} \quad (6)$$

where (a) follows from (5) and $P_{e|1, s_{j-1}}$ is the error probability of bit “1” in state s_{j-1} .

Our goal is to design τ_i s in order to minimize the probability of error. Because $P_{e|0}$ does not depend on τ_i , we only consider $P_{e|1}$ and solve an optimization problem. Let us define

$$F(\{\Delta_i\}_{i=1}^{\infty}) \triangleq \sum_{j=1}^{\infty} \frac{1}{2^j} P_{e|1}(M + \Delta_j), \quad (7)$$

then our problem is

$$\min_{\{\Delta_i\}_{i=1}^{\infty}} F(\{\Delta_i\}_{i=1}^{\infty}), \quad (8)$$

$$\text{s. t. : } C_{1i}(\{\Delta_i\}_{i=1}^{\infty}) : B_M - \sum_{j=1}^i \Delta_j \geq 0, \quad \forall i, \quad (9)$$

$$C_{2i}(\{\Delta_i\}_{i=1}^{\infty}) : \sum_{j=1}^i \Delta_j \geq 0, \quad \forall i. \quad (10)$$

(9) indicates that the total increment is upper bounded by the total storage capacity ($B_M = \beta T$) and (10) is to ensure that we do not waste molecule production time. Due to limited storage capacity, if in state s_i , $\sum_{j=1}^i \Delta_j < 0$, we have $\sum_{j=1}^i \tau_j < 0$ and thus

$$T - (T_M + \sum_{j=1}^i \tau_j) > \frac{B_M}{\beta}.$$

It means that the storage is filled before the next slot and the production process stopped for a time duration.

Now, we motivate our adaptive communication strategy by showing that (in a simple example), increasing the release duration of non-adaptive communication strategy indeed improves the performance. Assume that bit “1” must be transmitted in the i -th slot. If T_M is chosen as (2), the storage is full at the beginning of $(i+1)$ -th time-slot but no molecule is needed if the transmitted bit at the $(i+1)$ -th time-slot is “0”. It is possible to use this charged storage to increase the released molecules in the i -th time-slot (for bit “1”). From (6), it is observed that $P_{e|0}$ is fixed. However, $P_{e|1}$ is a decreasing function of the number of released molecules, because

$$\frac{d}{dx} P_{e|1}(x) = -e^{-(x+\lambda)} \frac{(x+\lambda)^{T_{\text{th}}}}{T_{\text{th}}!} < 0, \quad (11)$$

where x is the number of released molecules. As a result, if we increase release duration for sending “1”, then the number of released molecules increases and probability of error decreases.

As seen in Fig. 3, at state s_0 , if bit “1” comes, we increase the

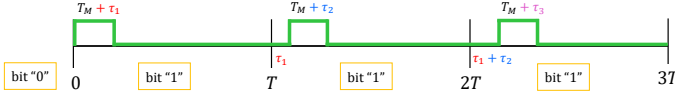


Fig. 3. release duration increments

release duration by τ_1 . So for the next bit “1”, the storage is not full at the beginning of time-slot. To compensate this reduction, we wait for time τ_1 in order to the storage be filled. Then, the outlets are opened for release duration $T_M + \tau_2$. Note that we should have $\tau_1 + \tau_2 \geq 0$ not to waste molecule production time. For state s_i , we wait for time $\tau_1 + \dots + \tau_i$ in order to the storage be filled and then open the outlets for duration $T_M + \tau_{i+1}$. Totally, we increase the transmitted molecule number in state s_i by $\beta\tau_i$ (which was βT in the non-adaptive strategy). If τ_i s are positive and $\tau_1 + \dots + \tau_{i-1} \leq T - T_M$ for $i = 1, \dots, J$, the number of released molecules increases in states s_i for $i = 1, \dots, J$ and remains fixed (*i. e.*, T_M) for $i > J$. As a result, this scheme causes a smaller probability of error.

B. ISI case:

Similar to no-ISI case, our goal is to minimize P_e subject to the constraints in (9) and (10).

If the channel memory is K slots (*i. e.*, $p_k = 0, k > K$ in (1)), and if we denote the increment of molecule number to send “1” in state s_i by Δ_{i+1} , P_e for a fixed threshold receiver can be written as the following form.

$$\begin{aligned} P_e &= \frac{1}{2} \sum_{j=0}^{\infty} P(s_j)(P_{e|0,s_j} + P_{e|1,s_j}) \\ &= \frac{1}{2} \sum_{j=0}^{\infty} \frac{1}{2^{j+1}} \left(P_{e|0}(w_0(\{\Delta_i\}_{i=1}^K)) + P_{e|1}(w_1(\{\Delta_i\}_{i=1}^{K+1})) \right), \end{aligned}$$

where $w_0(\cdot)$ and $w_1(\cdot)$ are the number of received molecules when the current bit is “0” and “1”, respectively.

$$\begin{aligned} w_0 &= \lambda + c_0 M + c_1 \Delta_1 + \dots + c_K \Delta_K, \\ w_1 &= \lambda + d_0 M + d_1 \Delta_1 + \dots + d_{K+1} \Delta_{K+1}. \end{aligned} \quad (12)$$

The c_i and d_i s are weighted sum of M and p_i s, depending on the current and K previous states and bits. We explain this weights through an example. Assume that $K = 4$ and bit sequence $(B_1, \dots, B_{10}) = (011101101)$ has been transmitted. Now, we send $B_{11} \in \{0, 1\}$ and we have

$$\begin{aligned} w_0 &= (p_1 + p_3 + p_4)M + p_1 \Delta_1 + p_2 \times 0 + p_3 \Delta_2 + p_4 \Delta_1 \\ &= \underbrace{(p_1 + p_3 + p_4)M}_{c_0} + \underbrace{(p_1 + p_4)\Delta_1}_{c_1} + \underbrace{p_3 \Delta_2}_{c_2} \\ w_1 &= (p_0 + p_1 + p_3 + p_4)M \\ &\quad + p_0 \Delta_2 + p_1 \Delta_1 + p_2 \times 0 + p_3 \Delta_2 + p_4 \Delta_1 \\ &= \underbrace{(p_0 + p_1 + p_3 + p_4)M}_{d_0} + \underbrace{(p_1 + p_4)\Delta_1}_{d_1} + \underbrace{(p_0 + p_3)\Delta_2}_{d_2}. \end{aligned}$$

IV. MAIN RESULTS IN NO-ISI CASE

1) *Optimal solution:* It can be easily shown that the objective function $F(\cdot)$ in (7), is convex (see Appendix A) and the domain of optimization problem in (8) is compact ($\Delta_i \in [0, \beta(T - T_M)]$ for $i = 1, 2, \dots$). Thus, the global minimum exists. We start to find the solution using the Lagrangian method. We have the KKT conditions at the optimal point (shown as $\{\Delta_i^*\}_{i=1}^{\infty}$), that the regularity condition is Linear Independence Constraint Qualification (LICQ). As a result, for the active conditions, we have

$$\nabla F(\{\Delta_i^*\}_{i=1}^{\infty}) = \sum_{i=1}^{\infty} \mu_{1i}^* \nabla C_{1i} + \sum_{i=1}^{\infty} \mu_{2i}^* \nabla C_{2i}, \quad (13)$$

where ∇ denotes the vector differential operator ($\nabla = (\frac{d}{d\Delta_1}, \frac{d}{d\Delta_2}, \dots)$), μ_{1i}^* and μ_{2i}^* are non-negative Lagrange multipliers for $i = 1, 2, \dots$, and $C_{ki}, k = 1, 2$ have been defined in (9) and (10). The above equation results in the following three properties for the optimal solution, stated in Lemmas 1, 2 and 3. The proofs of these lemmas are provided in Appendixes B, C and D, respectively.

Lemma 1: The sequence of $\{\Delta_i^*\}_{i=1}^{\infty}$ is decreasing and non-negative.

Lemma 2: There exists an index J such that $\Delta_j^* = 0$, for $j > J$. This means that a finite number of release duration increments are positive (*i. e.*, non-zero).

Remark 1: The above lemma concludes that we only need to change the release durations for a finite number of states. Hence, the transmitter needs a limited memory for saving the optimal values of these release duration increments. An upper bound on the number of release duration increments is derived in Section IV-A2.

Note that from (11), $P_{e|1}$ is a decreasing function. Now, let $M + a_J$ be the point where $\frac{d}{dx} P_{e|1}(\cdot)$ reaches half of its value at $x = M$ and similarly $M + a_i$ for $i = 1, 2, \dots, J + 1$ be the point where

$$\frac{d}{dx} P_{e|1}(x) \Big|_{M+a_i} = \frac{1}{2^{J-i+1}} \frac{d}{dx} P_{e|1}(x) \Big|_M. \quad (14)$$

These points determine the boundaries of the optimal solution in the following lemma.

Lemma 3: The optimal Δ_i^* belongs to the interval $[a_{i+1}, a_i]$ for $i = 1, 2, \dots$.

Remark 2: The above property helps us to provide upper and lower bounds on the minimum probability of error (see Section IV-A1).

Remark 3: Substituting the optimal Δ_i^* s in (6) gives us the minimum probability of error for a fixed threshold receiver.

A. Performance bounds

In this section, we first derive the upper and lower bounds on the probability of error, and then we characterize an upper bound on the number of release duration increments.

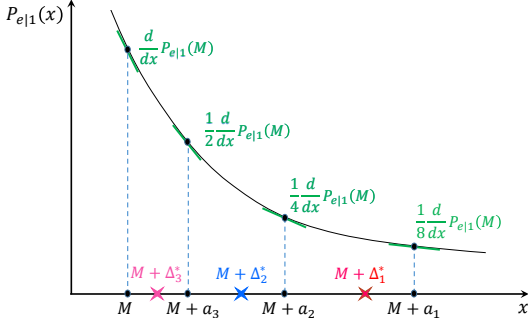


Fig. 4. Intervals of optimal number of transmitted molecules in different states

1) *Upper and lower bounds on the minimum probability of error:* We provide upper and lower bounds on the probability of error using *Lemma 3*. Let J be the number of positive release duration increments. Recall that each optimal $\Delta_i^* \in [a_{i+1}, a_i]$. Using this and (31), we obtain

$$\sum_{j=2}^{J+1} a_j \leq \beta(T - T_M) \leq \sum_{j=1}^J a_j.$$

First, we derive an upper bound. From (6), we know that $P_{e|0}$ does not depend on Δ_i , and from (11) we note that $P_{e|1}$ is a decreasing function of the number of transmitted molecules. Based on *Lemma 3*, we have $\Delta_i^* > a_{i+1}$ (see Fig. 4 for $n = 3$). Thus, substituting $\Delta_i = a_{i+1}$, instead of $\Delta_i = \Delta_i^*$ in (6) provides an upper bound on the minimum probability of error. We note that $\Delta_i^* < a_i$. Similarly we obtain a lower bound on the minimum probability of error by substituting $\Delta_i = a_i$, instead of $\Delta_i = \Delta_i^*$ in (6).

2) *An upper bound on the number of positive release duration increments:* As the required memory at the transmitter is proportional to the number of positive release duration increments, we are interested in bounding it.

Theorem 1: The number of positive release duration increments is upper bounded as

$$N < \min_{m \in \{1, \dots, J\}} \left\{ m + \frac{B_M}{a_{J-m+1}} \right\}. \quad (15)$$

Proof: *Lemma 1* shows that release duration increments are decreasing. Remind that C_{1J} is an active condition of (9) (see Appendix B). Thus, from (9) and *Lemma 1*, we have

$$\begin{cases} \sum_{i=1}^J \Delta_i^* = B_M, \\ \Delta_1^* > \Delta_2^* > \dots > \Delta_{J-1}^* > \Delta_J^* > 0, \end{cases}$$

which results in $J < 1 + \frac{B_M}{\Delta_{J-1}^*}$. By following a similar approach and considering $\sum_{i=1}^{J-m} \Delta_i^*$ from C_{1J} , we obtain

$$N < m + \frac{B_M}{\Delta_{J-m}^*} < m + \frac{B_M}{a_{J-m+1}}.$$

Note that $\Delta_{J-m}^* > a_{J-m+1}$. Further, from (14), the following equation can be easily obtained.

$$a_i = -T_{\text{th}} W \left(\frac{-T_{\text{th}} \sqrt{\frac{-(T_{\text{th}}!)}{2^{J-i+1}} \frac{d}{dx} P_{e|1}(x)} \Big|_M}{T_{\text{th}}} \right) - \lambda - M, \quad (16)$$

where $W(\cdot)$ is the Omega Function defined as $W(z e^z) = z$. ■

V. MAIN RESULTS IN ISI CASE

In this section, we consider the problem in the presence of ISI. First, we assume one-symbol ISI and find the optimal solution for release duration increments to minimize the probability of error. Then, we consider two-symbol ISI.

A. One-symbol ISI

If the ISI is one symbol, the received molecules at the receiver have a Poisson distribution whose parameter is a function of the current bit and the previous bit. So if a bit “0” is transmitted, the ISI is erased and received signal is only a function of the current bit. As a result, if we know the current state, we know the previous bit and we can obtain the probability of error. From (1), we have: $Y_i \sim \text{Poisson}(p_0 X_i + p_1 X_{i-1} + \lambda)$. We are going to find the conditional probability of error. If we use $P_{e|ji}$ for error probability where the current bit is “ i ” and the previous bit is “ j ”, we have

$$P_{e|B} = \frac{1}{2} (P_{e|0B} + P_{e|1B}), \quad \text{for } B = 0, 1.$$

The previous bit has two cases:

I. The previous bit is “0”: ISI is zero and we have

$$P_{e|0B} = P_{e|B}(B p_0 (M + \Delta_1)), \quad \text{for } B = 0, 1.$$

II. The last bit is “1”: ISI get different amounts based on the previous state. If the previous state is s_{j-1} , the released molecule increment is Δ_j . Since the previous bit is “1”, the current state is s_j and the current released molecule increment is Δ_{j+1} . Thus, the average amount of $P_{e|1B}$, $B \in \{0, 1\}$ is

$$\begin{aligned} P_{e|1B} &= \sum_{j=1}^{\infty} P(s_{j-1}) P_{e|s_{j-1}} \\ &= \sum_{j=1}^{\infty} \frac{1}{2^j} P_{e|B} \left(B p_0 (M + \Delta_{j+1}) + p_1 (M + \Delta_j) \right). \end{aligned}$$

Our goal is finding Δ_i s to minimize P_e .

$$\min_{\{\Delta_i\}_{i=1}^{\infty}} P_e = \frac{1}{2} (P_{e|0} + P_{e|1}), \quad (17)$$

$$\text{s. t. : } C_{1i}(\{\Delta_i\}_{i=1}^{\infty}) = B_M - \sum_{j=1}^i \Delta_j \geq 0, \quad \forall i, \quad (18)$$

$$C_{2i}(\{\Delta_i\}_{i=1}^{\infty}) = \sum_{j=1}^i \Delta_j \geq 0, \quad \forall i. \quad (19)$$

In Appendix E, for the general case of finite memory channel (*i.e.*, there exists a finite number K where $p_i = 0$, for $i > K +$

TABLE I
STATES AND ISI VALUES FOR ONE-SYMBOL ISI CASE

State	ISI value
$s_0 = 0$	$v_1 = 0$
$s_1 = 01$	$v_2 = p_1(M + \Delta_1)$
$s_2 = 011$	$v_3 = p_1(M + \Delta_2)$
$s_3 = 0111$	$v_4 = p_1(M + \Delta_3)$
\vdots	\vdots

1), we show that the objective function in (17) is convex and therefore the optimal solution exists. As a result, this function has a minimum in the compact domain of Δ_i s, which is the optimal solution.

The Lagrangian method results in a problem, which is difficult to solve in a closed form. To simplify this problem, we write the probability of error in (17), as a function of ISI value in each state.

In no-ISI case, we defined the states as the number of transmitted bits “1” after the last bit “0”. For the case of one symbol ISI, using the same definition of states, we can determine the value of ISI, v_i for $i = 1, 2, \dots$, in state s_{i-1} , as given in TABLE I. Therefore, the previous definition of states is used in one symbol ISI case, with the probabilities of states given in (5), *i.e.*, $P(v_i) = P(s_{i-1}) = \frac{1}{2^i}$. As a result, in state s_{i-1} , we choose the number of released molecules, l_i , as a function of ISI value (*i.e.*, $l_i = M + \Delta_i = f(v_i)$), similar to [8]. Thus, the probability of error can be written as

$$P_e = \frac{1}{2} \mathbb{E}_I \left[P_{e|0}(I) + P_{e|1}(p_0 f(I) + I) \right], \quad (20)$$

where $\mathbb{E}_I[X] = \sum_{i=1}^{\infty} P(s_{i-1})(X|I = v_i)$. Now, we minimize the probability of error, subject to

$$C_{1i}(\{l_i\}_{i=1}^{\infty}) = B_M - \sum_{j=1}^i (l_j - M) \geq 0, \quad \forall i, \quad (21)$$

$$C_{2i}(\{l_i\}_{i=1}^{\infty}) = \sum_{j=1}^i (l_j - M) \geq 0, \quad \forall i. \quad (22)$$

To simplify the problem, similar to [8, p. 247], we assume that I is a random variable, which takes values v_1, v_2, \dots in each state. Considering this assumption, the first term of (20) is fixed and only the second term depends on l_i s. Therefore, we can simplify the optimization problem and obtain a sub-optimal solution by minimizing only the second term of (20) as follows.

$$\min_{\{l_i\}_{i=0}^{\infty}} \sum_{j=1}^{\infty} \frac{1}{2^j} \sum_{y < T_{th}} e^{-(p_0 l_i + v_i + \lambda)} \frac{(p_0 l_i + v_i + \lambda)^y}{y!}, \quad (23)$$

subject to (21) and (22). Using Lagrangian method, at the optimal solution, we have

$$\nabla \mathbb{E}_I [P_{e|1}(p_0 l_i^* + v_i^*)] = \sum_{k=1}^2 \sum_{i=1}^{\infty} \mu_{ki}^* \nabla C_{ki}(\{l_i^*\}_{i=1}^{\infty}), \quad (24)$$

where μ_{ki}^* s are Lagrangian multipliers. Due to KKT conditions, we have $\mu_{ki}^* C_{ki} = 0, \forall i = 1, \dots$. In Appendix G, we obtain a

TABLE II
STATES AND ISI VALUES FOR TWO-SYMBOL ISI CASE

State	ISI value
$\tilde{s}_1 = 00$	$v_1 = 0$
$\tilde{s}_2 = 01$	$v_2 = p_1(M + \Delta_1)$
$\tilde{s}_3 = 010$	$v_3 = p_2(M + \Delta_1)$
$\tilde{s}_4 = 011$	$v_4 = p_1(M + \Delta_2) + p_2(M + \Delta_1)$
$\tilde{s}_5 = 0110$	$v_5 = p_2(M + \Delta_2)$
$\tilde{s}_6 = 0111$	$v_6 = p_1(M + \Delta_3) + p_2(M + \Delta_2)$
\vdots	\vdots

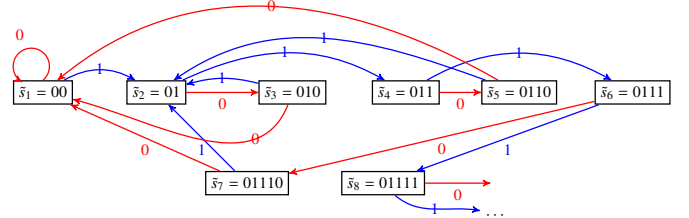


Fig. 5. Transition diagram of two-symbol ISI

local minimum for (23), which is a global minimum (because $P_{e|1}$ is a convex function and the domain of l_i s in conditions (21) and (22) is compact). Since $l_i^* = M + \Delta_i^*$, the Δ_i^* s are obtained from (41) as

$$\Delta_i^* = \frac{1}{p_0} \begin{cases} p_1 M + \Delta_{1, \text{no-ISI}}^*, & i = 1 \\ \Delta_{i, \text{no-ISI}}^* - p_1 \Delta_{i-1}^*, & 2 \leq i \leq J \\ 0, & i > J. \end{cases} \quad (25)$$

B. Two-symbol ISI

We know the storage is filled when a bit “0” comes. We use different release duration for each bit “1” after bit “0”. For example, if the number of transmitted “1”s after the last “0” is i bits, the released molecule increment for the next bit “1” is Δ_{i+1} . We update the definition of state diagram to match two-symbol ISI. We define the states as $0 \underbrace{1 \dots 1}_{i+1}$ or $0 \underbrace{1 \dots 1}_i 0$,

where $i = 0, 1, \dots$, as shown in Fig. 5. These states show the sequence of previous transmitted bits (at least two bits) and include sufficient information about the ISI values. TABLE II shows ISI values for these states. For example, if the system is in state $\tilde{s}_3 = 010$ and bit “1” comes, ISI takes value of $p_1(M + \Delta_1)$ and the system goes to state $\tilde{s}_2 = 01$.

The transition matrix of Fig. 5 is $\tilde{\Pi} = [\pi_{ij}]$, where

$$\pi_{ij} = \begin{cases} 1/2, & (i, j) \in C_\pi \\ 0, & \text{otherwise,} \end{cases}$$

and $C_\pi = \{(2k-1, 1), (2k-1, 2), (2k, 2k+1), (2k, 2k+2) \mid k \in \mathbb{N}\}$. The steady-state distribution $P_{\tilde{s}} = [P_{\tilde{s}_1}, P_{\tilde{s}_2}, \dots]$ is derived as $P_{\tilde{s}} = P_{\tilde{s}} \tilde{\Pi}$, which results in

$$P_{\tilde{s}} = [1/4, 1/4, 1/8, 1/8, 1/16, 1/16, \dots]. \quad (26)$$

As shown in Fig. 5, in states $\tilde{s}_1, \tilde{s}_3, \tilde{s}_5, \dots$, the previous transmitted bit is “0”; Thus, the storage is full and we choose released molecule increment Δ_1 in these states (if a bit “1” comes in these states, the released number of molecules are

$l_1 = l_3 = l_5 = \dots = M + \Delta_1$). In states $\tilde{s}_2, \tilde{s}_4, \tilde{s}_6, \dots$, the number of transmitted bits "1" after the last bit "0" are respectively 1, 2, 3, \dots ; Thus, we choose released molecule increments $\Delta_2, \Delta_3, \Delta_4, \dots$ in these states, respectively (*i.e.*, $l_2 = M + \Delta_2, l_4 = M + \Delta_3, l_6 = M + \Delta_4, \dots$). Similar to the case of one-symbol ISI, again we assume that I is a random variable, which takes values v_1, v_2, \dots in states $\tilde{s}_1, \tilde{s}_2, \dots$ and released number of molecules in these states are a function of ISI (*i.e.*, $l_i = f(v_i)$). Using these assumptions, we can write the probability of error as (20) and only minimize the second term (the first term is fixed) as:

$$\begin{aligned} \mathbb{E}_I[P_{e|1,I}] &= \sum_{i=1}^{\infty} P_{\tilde{s}_i} P_{e|1}(p_0 l_i + v_i), \\ &= \sum_{i=1}^{\infty} (P_{\tilde{s}_{2i-1}} P_{e|1}(p_0 l_{2i-1} + v_{2i-1}) + P_{\tilde{s}_{2i}} P_{e|1}(p_0 l_{2i} + v_{2i})), \end{aligned} \quad (27)$$

to obtain a sub-optimal solution. In Appendix H, we obtain a local minimum (with optimal released numbers $\{l_i^*\}_{i=0}^{\infty}$), for (27), subject to the same conditions as in (21) and (22). It is also a global minimum (because $P_{e|1}$ is a convex function and the domain of l_i s is compact). Since $l_i^* = M + \Delta_i^*$, the Δ_i^* s are obtained from (44) as

$$\Delta_i^* = \frac{1}{p_0} \begin{cases} (p_1 + \frac{p_2}{2})M + \Delta_{1,\text{no-ISI}}^*, & i = 1, \\ p_2 M + \Delta_{2,\text{no-ISI}}^* - p_1 \Delta_1^*, & i = 2, \\ \Delta_{i,\text{no-ISI}}^* - p_1 \Delta_{i-1}^* - p_2 \Delta_{i-2}^*, & 2 < i \leq J, \\ 0, & i > J. \end{cases} \quad (28)$$

C. Adaptive threshold receiver in the presence of ISI

So far, we consider a fixed threshold receiver and obtain the optimal release durations in each state. These optimal release durations can be used to update the threshold in each state. Similar to the channel without ISI, we use ML receiver and choose the best threshold in state s_{j-1} , as:

$$\frac{P(y|s_{j-1})}{P(y|s_0)} \underset{0}{\overset{1}{\geq}} 1,$$

and thus, $\left(\frac{M+p_0\Delta_j+p_1\Delta_{j-1}+p_2\Delta_{j-2}+\lambda}{p_1(M+\Delta_{j-1})+p_2(M+\Delta_{j-2})+\lambda}\right)^{T_{\text{th}}^j} \underset{0}{\overset{1}{\geq}} e^{p_0(M+\Delta_j)}$. Therefore, threshold is

$$T_{\text{th}}^j = \frac{p_0(M + \Delta_j)}{\ln\left(1 + \frac{p_0(M + \Delta_j)}{p_1(M + \Delta_{j-1}) + p_2(M + \Delta_{j-2}) + \lambda}\right)}. \quad (29)$$

The receiver which save these adaptive thresholds in its memory and uses T_{th}^j in state s_{j-1} , is called adaptive threshold receiver.

VI. NUMERICAL RESULTS

In this section, we provide simulations to show the performance improvement achieved by the proposed adaptive release duration scheme. We choose a transmitter with $\beta = 2$ molecule/sec, $T = 25$ sec and $T_M = 4$ sec, which are the molecule production rate, slot duration and non-adaptive release

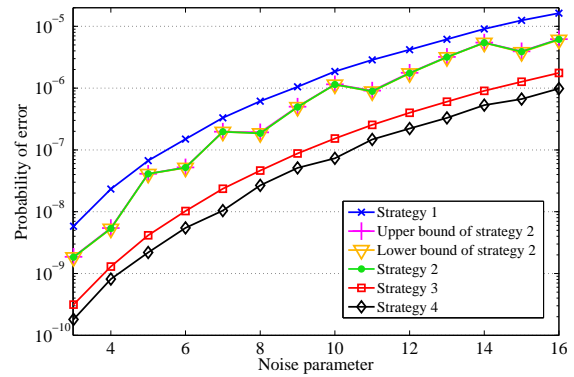


Fig. 6. Error probability versus noise parameter for no-ISI case

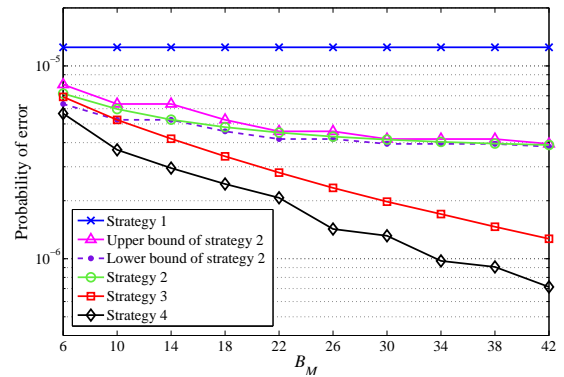


Fig. 7. Error probability versus storage capacity for no-ISI case with $\lambda = 15$ molecules

duration, respectively. We assume hitting probabilities for one-symbol ISI case as $p_0 = 0.9$ and $p_1 = 0.1$ and for two-symbol ISI case as $p_0 = 0.85$, $p_1 = 0.1$ and $p_2 = 0.05$. First, we compare the performance of four different strategies in terms of probability of error for no-ISI case.

- Strategy 1 (non-adaptive strategy): release duration is fixed and the receiver uses a fixed threshold (probability of error is derived in (4)).
- Strategy 2: release durations are optimal and the receiver uses a fixed threshold (probability of error is discussed in Remark 3).
- Strategy 3: release durations are optimal and the receiver uses these optimal release durations to obtain adaptive thresholds numerically in one iteration such that P_e decreases (probability of error is derived in Appendix F, (37)).
- Strategy 4: release durations and thresholds are optimized simultaneously, *i.e.*, in several iterations such that the probability of error converges (probability of error is discussed in Appendix F, Remark 4).

Fig. 6 shows the probability of error versus the noise parameter for the mentioned strategies. Since finding optimal release duration increments needs to solve the optimization problem in (8), upper and lower bounds in Section IV-A1 respectively are plotted without solving this optimization problem and only by using the interval of optimal solution. It can be seen that these two bounds are very close to each other. As one can see, strategy 1, which is the simplest technique for transmission

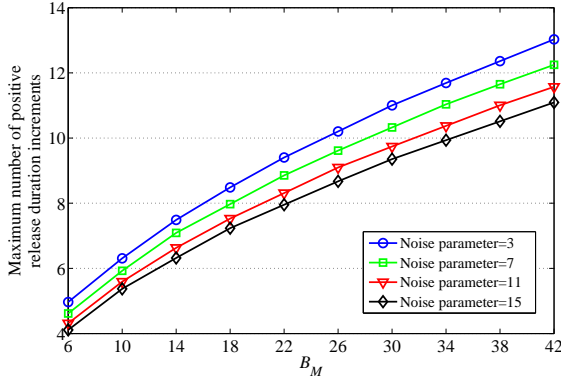


Fig. 8. Upper bounds on the number of positive release duration increments versus storage capacity

and reception, can be improved by changing the release durations and/or thresholds. Though the complexity of the system increases compared to non-adaptive strategy, we have shown that the transmitter and receiver need only a limited memory to save the amounts of release duration increments and adaptive thresholds. For example, there is nine positive optimal release duration increments that the transmitter save these numbers in its memory. Also the number of adaptive threshold that the receiver save in its memory is nine numbers.

Fig. 7 shows the probability of error versus the storage capacity for the above four strategies. As one can see, in strategy 1, the storage capacity has no effect on the system performance while for three other methods, increasing storage capacity improves the system performance. As shown in Fig. 7, for strategies 3 and 4 (which we change both release durations and thresholds), with increasing storage capacity, P_e decreases exponentially. This figure shows that changing the release durations and thresholds (strategies 3 and 4) significantly improves the probability of error.

In Fig. 8, we show the upper bound on the number of positive release duration increments derived in (15) versus the storage capacity for noise parameters $\lambda = 3, 7, 11, 15$. For a fixed B_M , we observe that by increasing λ , the upper bound decreases. The reason is due to the fact that in higher noise regimes ($\lambda = 15$), the number of required molecules is high, which translates to larger release duration; Therefore, there is less time remained to increase the release durations for adaptive strategy. Similarly for a larger storage capacity, the stored molecules are more and we need smaller release duration (T_M) in non-adaptive strategy. Thus, we have more freedom to allocate the remaining time (*i.e.*, $T - T_M$) for adaptive strategy. we can use this time in more states and thus the number of positive optimal release duration increments increases.

For the channel with ISI, a method is proposed in [8] for a receiver with a fixed threshold while the transmitter has no limitation. It shows that the optimal transmission rates are chosen such that the received signal for bit “1” has a fixed rate for almost all values of ISI. For a transmitter with limited molecule production rate and storage capacity, when ISI is zero ($I = 0$), the received rate cannot be more than p_0M . Thus, the

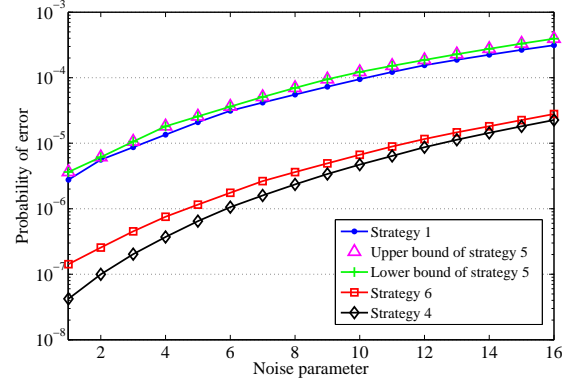


Fig. 9. Error probability versus noise parameter for one-symbol ISI case

maximum fixed rate of molecules that can be received is

$$p_0X_i + I = p_0M. \quad (30)$$

We simplify this method for our transmitter with limitations in one-symbol ISI case and find a closed form for the transmission rates (see Appendix I). Now, we compare strategies 1, 4 and the following strategies:

- Strategy 5: The method proposed in [8]; release durations are such that the received signal has a fixed rate and the receiver uses a fixed threshold.
- Strategy 6 (sub-optimum strategy): release durations are sub-optimum as in (25) and (28) for one and two-bit ISI, respectively. The receiver uses adaptive thresholds in (29).

Fig. 9 shows the probability of error versus the noise parameter for these four strategies in a channel with one-symbol ISI. For strategy 5, we plot the upper and lower bounds on the probability of error (derived in (46) and (47), respectively). It can be seen that strategy 1 is better than strategy 5. Because, strategy 5 forces the transmission scheme to have a fixed rate in (30) at the receiver. Thus, it forces the transmitter to decrease release rate (*i.e.*, $X_i < M$) when ISI is not zero. It means that the transmitter uses less number of molecules to send bit “1” and thus the probability of error increases. Our proposed strategy in both optimum (strategy 4) and sub-optimum cases (strategy 6) significantly outperform strategies 1 and 5, because strategy 5 is not proposed for a system with transmitter’s limitations (limited molecule production rate and storage capacity). Therefore, considering these limitations in designing the modulation scheme, can significantly improve the performance. It can be observed that the sub-optimum strategy 6 converges to the optimum strategy 4 as noise increases.

In case of two-symbol ISI, similar results can be seen in Fig. 10, where the error probability of strategy 5 is plotted via simulations because there is not a closed form for the number of released molecules. We compare strategies 1 and 5 with our optimum (strategy 4) and sub-optimum (strategy 6) strategies. We see that our strategies improve the system performance in terms of probability of error, compared to strategies 1 and 5.

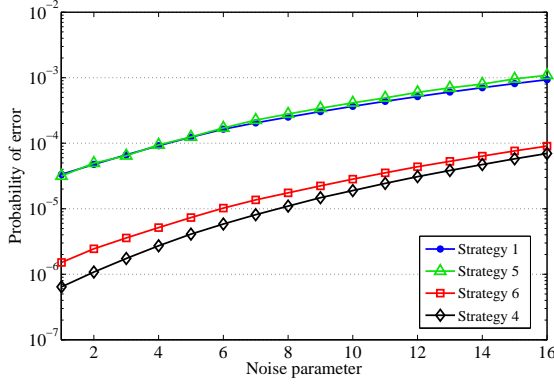


Fig. 10. Error probability versus noise parameter for two-symbol ISI case

VII. CONCLUSION

In this paper, the transmitter's limitations are studied in MC, in particular the limited molecule production rate and finite storage capacity. By changing the duration in which molecules are released, an adaptive release duration modulation is proposed. The objective is finding the optimal transmission release durations to minimize the probability of error. Important properties of the optimal solution are proved and it is shown that optimal release durations are decreasing. Using these properties, upper and lower bounds are derived on the minimum probability of error. It is shown that increasing the storage capacity significantly improves the system performance in terms of probability of error. It is also shown that an adaptive threshold receiver performs better than a fixed threshold receiver. The proposed modulation scheme also performs better than transmission method proposed in [8]. Because this method is not proposed for a system with transmitter's limitations. While in our proposed strategy, the complexity of the system is increased compared to non-adaptive strategy, we show that the required memories for the proposed transmitter and receiver are limited.

APPENDIX A

CONVEXITY OF PROBABILITY OF ERROR IN (7)

To prove the convexity of $P_{e|1}$, consider $F(\cdot)$ in (7). We have $\frac{d^2}{d\Delta_i d\Delta_j} F(\Delta_1, \Delta_2, \dots) = 0$ for $i \neq j$ and $\frac{d^2}{d\Delta_i^2} F(\Delta_i) = \sum_{i=1} \frac{1}{2^i} g(\Delta_i)$, where $g(\cdot)$ is defined as

$$g(x) = e^{-y} \frac{y^{T_{th}-1}}{T_{th}!} (y - T_{th}) \Big|_{y=M+x+\lambda}.$$

Since $M + x + \lambda > T_{th}$, $g(\Delta_i) > 0, \forall i = 1, \dots, J$. Thus, $F(\cdot)$ is convex. Therefore, $P_{e|1}$ is also a convex function.

APPENDIX B

PROOF OF LEMMA 1

We propose a solution for (8) that satisfies all conditions in (9) and (10). Assume only $C_{1i} = 0$, for $i \geq J$ ($C_{2i} \neq 0$) and

$\mu_{1i}^* = 0$ for $i > J$. Thus, the conditions result in

$$\begin{cases} \beta(T - T_M) - \sum_{j=1}^i \Delta_j^* > 0, & \text{for } i < J, \\ \beta(T - T_M) - \sum_{j=1}^J \Delta_j^* = 0, \\ \Delta_j^* = 0, \mu_{1j}^* = 0, & \text{for } j > J. \end{cases} \quad (31)$$

First, note that a solution subject to the conditions in (31) satisfies the conditions in (9) and (10). The above assumptions and (13) result in

$$\left(\frac{\partial F}{\partial \Delta_1}, \frac{\partial F}{\partial \Delta_2}, \dots \right)^T = \mu_{1J}^* (-1, \dots, -1, 0, \dots)^T, \quad (32)$$

where $\mu_{1J}^* > 0$ due to KKT conditions. Since the objective function in (8) is convex and solution of (31) satisfies the conditions in (9) and (10), this solution is the global minimum. From (32), we obtain

$$\frac{d}{d\Delta_k} P_{e|1}(x) \Big|_{M+\Delta_k^*} = 2^{k-h} \frac{d}{d\Delta_h} P_{e|1}(x) \Big|_{M+\Delta_h^*}. \quad (33)$$

Since $P_{e|1}$ is a convex function, for $k > h$, (33) results in $\Delta_k^* < \Delta_h^*$, which means that the optimal release duration increments are decreasing. As a result if one of them (Δ_m^*) is negative, then the $\{\Delta_i^*\}_{i=m, \dots, J}$ are negative too. (31) results in

$$\beta(T - T_M) - \sum_{j=1}^{J-1} \Delta_j^* = \Delta_J^* < 0,$$

which is in contradiction with (31). Thus, all Δ_j^* s are nonnegative.

APPENDIX C

PROOF OF LEMMA 2

According to Lemma 1, the optimal release duration increments are non-negative and decreasing and the optimal solution satisfies (31). Assume that C_{1J} is active. Thus $\sum_{j=1}^J \Delta_j^* = \beta(T - T_M)$, and $\Delta_j^* = 0$, for $j > J$. If the number of positive Δ_i^* s (J) is unlimited, (31) forces

$$\lim_{j \rightarrow \infty} \Delta_j^* = 0, \quad (34)$$

and $\Delta_{j-1}^* > 0$. From (7) and (32), we obtain

$$e^{-\Delta_{j-1}^*} \frac{(M + \Delta_{j-1}^* + \lambda)^{T_{th}}}{T_{th}!} = \frac{e^{-\Delta_j^*} (M + \Delta_j^* + \lambda)^{T_{th}}}{2 T_{th}!}.$$

From (34) and the above equation, we have $e^{-\Delta_{j-1}^*} = \frac{1}{2} \left(\frac{M + \lambda}{M + \Delta_{j-1}^* + \lambda} \right)^{T_{th}} < \frac{1}{2}$, which means that $\Delta_{j-1}^* > \ln 2$. Thus, $\lim_{i \rightarrow \infty} \Delta_{j-1}^* \neq 0$. This contradicts (34) and completes the proof.

APPENDIX D

PROOF OF LEMMA 3

Consider the smallest optimal positive released molecule increment as Δ_j^* . Remind that $\Delta_j^* = 0$ for $j > J$. We prove that $\Delta_j^* \in [0, a_j]$. We use contradiction. Suppose $\Delta_j^* \notin [0, a_j]$ i.e., $\Delta_j^* > a_j$. This scheme is referred as scheme A.

- Scheme A: Choose the smallest optimal positive $\Delta_j = \Delta_j^*$

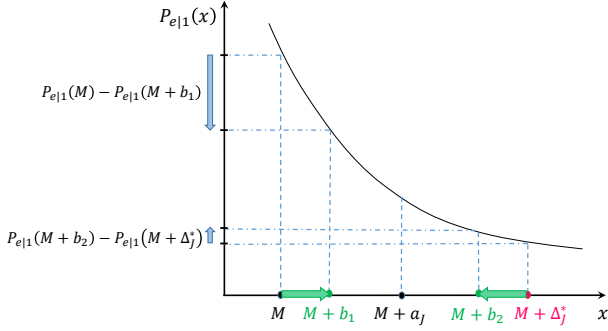


Fig. 11. the intervals of optimal released molecule increments

in state s_J which $\Delta_j^* > a_J$ and $\Delta_j = 0$ in state s_j for $j > J$. So condition C_{1J} is active: $\sum_{j=1}^{J-1} \Delta_j^* + \Delta_J^* = \beta(T - T_M)$. The probability of error for scheme A is

$$P_e^A = \frac{1}{2} \left(P_{e|0} + \sum_{j=1}^J \frac{1}{2^j} P_{e|1}(M + \Delta_j^*) + \sum_{j \geq J+1} \frac{1}{2^j} P_{e|1}(M) \right).$$

Now, we show that there is a better scheme of transmission which has a less probability of error.

• Scheme B: Consider real numbers $b_1, b_2 \in \mathbb{R}$ (will be derived later in text). Choose $\Delta_j = b_2$ in state s_J , $\Delta_{j+1} = b_1$ in state s_{J+1} and $\Delta_j = 0$ in state s_j for $j > J+1$. So condition C_{1J+1} is active $\sum_{j=1}^{J-1} \Delta_j^* + b_1 + b_2 = \beta(T - T_M)$. The probability of error for scheme B is

$$P_e^B = \frac{1}{2} P_{e|0} + \sum_{j=1}^{J-1} \frac{1}{2^j} P_{e|1}(M + \Delta_j^*) + \frac{1}{2^{J+1}} P_{e|1}(M + b_2) + \frac{1}{2^{J+2}} P_{e|1}(M + b_1) + \sum_{j \geq J+2} \frac{1}{2^j} P_{e|1}(M).$$

It is shown in Appendix D-A that positive numbers b_1 and b_2 exist, which satisfy $\Delta_j^* = b_1 + b_2$ and the following property (see Fig. 11).

$$\frac{d}{dx} P_{e|1}(x) \Big|_{M+b_1} = 2 \frac{d}{dx} P_{e|1}(x) \Big|_{M+b_2}. \quad (35)$$

The result of subtraction is

$$\begin{aligned} P_e^A - P_e^B &= \frac{1}{2^{J+1}} \left(P_{e|1}(M + \Delta_j^*) - P_{e|1}(M + b_2) \right) \\ &\quad + \frac{1}{2} (P_{e|1}(M) - P_{e|1}(M + b_1)) \\ &\stackrel{(a)}{\geq} \frac{1}{2^{J+1}} \left(-(\Delta_j^* - b_2) \frac{d}{dx} P_{e|1}(M + b_2) \right) \\ &\quad + \frac{1}{2} b_1 \frac{d}{dx} P_{e|1}(M + b_1), \end{aligned}$$

where (a) follows from the convexity of the probability of error (see Appendix A) and its decreasing property (see (11)). Combining (35) and the above equation, results in $P_e^A - P_e^B > 0$, which means the error probability of scheme B is less than scheme A. It means scheme A cannot be optimal. So, $\Delta_j^* \in [0, a_j]$ and from (32), $\Delta_j^* \in [a_{j+1}, a_j]$ for $j = 1, \dots, J-1$.

A. Proof of Existence of Points b_1 and b_2

Suppose that $\Delta_j^* > a_J$. Let us define

$$h(x) = \frac{d}{dx} P_{e|1}(x) \Big|_{M+\Delta_j^*-x} - \frac{1}{2} \frac{d}{dx} P_{e|1}(x) \Big|_{M+x}.$$

We want to show that $h(x)$ has a root in the interval $[0, \Delta_j^* - a_J]$. Consider two points $x_1 = 0$ and $x_2 = \Delta_j^* - a_J$.

$$h(x_1) = \frac{d}{dx} P_{e|1}(x) \Big|_{M+\Delta_j^*} - \frac{1}{2} \frac{d}{dx} P_{e|1}(x) \Big|_{M}.$$

Combining (11), (14) and the above equation results in $h(x_1) > 0$. Similarly, we obtain $h(x_2) < 0$. These inequalities, say that sign of the continuous function $h(x)$ at the sides of interval $[0, \Delta_j^* - a_J]$ changes. According to the *Bolzano's theorem*, $\exists 0 < x_0 < \Delta_j^* - a_J : h(x_0) = 0$, the above equation means

$$\frac{d}{dx} P_{e|1}(x) \Big|_{M+\Delta_j^*-x_0} = \frac{1}{2} \frac{d}{dx} P_{e|1}(x) \Big|_{M+x_0}.$$

Using the above equation, we define $b_1 = x_0$, $b_2 = \Delta_j^* - x_0$.

APPENDIX E

CONVEXITY OF P_e IN THE PRESENCE OF ISI

To show that P_e is a convex function of its arguments, we obtain the Hessian of P_e and check whether or not it is positive semidefinite (PSD). Considering the definition of s_t , as the number of "1"s after the last bit "0", we obtain

$$\mathbf{H}(P_e) = \sum_{t=1}^K \frac{1}{2^{t+1}} \left(\mathbf{H}(P_{e|s_t,0}) + \mathbf{H}(P_{e|s_t,1}) \right), \quad (36)$$

where $\mathbf{H}(\cdot)$ is the Hessian of the function. In the following, we show that both $\mathbf{H}(P_{e|s_t,0})$ and $\mathbf{H}(P_{e|s_t,1})$ are PSD. Therefore, $\mathbf{H}(P_e)$ is PSD too. To do that, we have $\mathbf{H}(P_{e|B}) = \left[\frac{d^2}{d\Delta_i d\Delta_j} P_{e|B} \right]_{i,j=1,\dots,K+1}$, for $B = 0, 1$. If the number of positive Δ_i s equal to K , we have

$$\begin{aligned} \frac{d^2}{d\Delta_i d\Delta_j} P_e &= \sum_{t=1}^K \frac{1}{2^t} \frac{d^2}{d\Delta_i d\Delta_j} P_{e|s_t} \\ &= \sum_{t=1}^K \frac{1}{2^t} \frac{1}{2} \left(\frac{d^2}{d\Delta_i d\Delta_j} P_{e|s_t,0} + \frac{d^2}{d\Delta_i d\Delta_j} P_{e|s_t,1} \right), \end{aligned}$$

where from (12) we have

$$\begin{aligned} \frac{d^2}{d\Delta_i d\Delta_j} P_{e|s_t,0} &= \\ c_i c_j e^{-(c_0 M + \sum_{i=1}^K c_i \Delta_i)} &\frac{(T_{\text{th}} - (c_0 M + \sum_{i=1}^K c_i \Delta_i))}{T_{\text{th}}!}. \end{aligned}$$

In signal w_0 , we have $c_0 M + \dots + c_K \Delta_K < T_{\text{th}}$ and $c_i, c_j \geq 0$. So we can write

$$\frac{d^2}{d\Delta_i d\Delta_j} P_{e|s_t,0} \Big|_{i,j=1}^K = c_i c_j F_0^+(w_0) \geq 0,$$

where $F_0^+(w_0)$ is a positive function. The Hessian matrix of $P_{e|s,0}$ is as follows.

$$\mathbf{H}(P_{e|s,0}) = F_0^+(w_0) \begin{bmatrix} c_1^2 & c_1 c_2 & \dots & c_1 c_K \\ \vdots & \vdots & \ddots & \vdots \\ c_1 c_K & c_2 c_K & \dots & c_K^2 \end{bmatrix}$$

and $\underline{X}^T \mathbf{H}(P_{e|s,0}) \underline{X} = F_0^+(w_0) (c_1 X_1 + \dots + c_K X_K)^2 \geq 0$. As a result, $\mathbf{H}(P_{e|s,0})$ is a PSD matrix. Similarly, we can show that $\mathbf{H}(P_{e|s,1})$ is also PSD. From (36), $\mathbf{H}(P_e)$ is a sum of PSD matrices. Thus, it is also a PSD matrix. Therefore, P_e is a convex function of $\{\Delta_i\}_{i=1}^K$.

APPENDIX F

ADAPTIVE THRESHOLD RECEIVER

In no-ISI case, we want the receiver to adjust its threshold such that P_e decreases. To do so, we need to know the state of the system and the number of transmitted molecules in that state. Since P_e is low, we ignore error propagation effects. Thus, the receiver uses its estimation instead of the system state and faces a hypothesis testing problem in each state. Using ML decoding rule in state s_j , results in $\frac{P(y|s_j,1)}{P(y|s_j,0)} \underset{B_j=1}{\underset{B_j=0}{\geq}} 1$. Combining this inequality and (1), we obtain the optimal threshold as

$$T_{\text{th}}^j = \frac{M + \Delta_j^*}{\ln\left(1 + \frac{M + \Delta_j^*}{\lambda}\right)}.$$

Note that the number of positive Δ_i^* s is limited to J . So the number of different thresholds is also limited and for states $s_i, i = J+1, \dots$ the threshold is fixed. As a result, the receiver needs a limited memory to save these thresholds. From (6) error probability of adaptive threshold receiver is

$$\tilde{P}_e = \sum_{y \geq T_{\text{th}}^j} \frac{e^{-\lambda} \lambda^y}{2^y y!} + \sum_{j=1}^{\infty} \sum_{y < T_{\text{th}}^j} \frac{e^{-(M+\Delta_j^*+\lambda)} (M + \Delta_j^* + \lambda)^y}{2^j y!}. \quad (37)$$

Remark 4: We can optimize the release duration increments and thresholds simultaneously in each state by solving the following optimization problem.

$$\min_{\{\Delta_i\}_{i=1}^{\infty}, \{T_{\text{th}}^i\}_{i=1}^{\infty}} \tilde{P}_e, \quad \text{s. t. : } \begin{cases} 0 \leq \sum_{j=1}^i \Delta_j \leq B_M, \forall i, \\ 0 < T_{\text{th}}^i < M + \Delta_i, \forall i, \end{cases}$$

APPENDIX G

SUB-OPTIMAL SOLUTION FOR ONE-SYMBOL ISI

A local minimum of (23) can be found if C_{1i} is active for $i = J, J+1, \dots$ (J is the number mentioned in *Lemma 2*), and $\mu_{1i}^* = \mu_{2i}^* \geq 0$ for $i = J+1, \dots$. Therefore, C_{2i} is active for $i = J+1, \dots$, i.e., $l_i = M$ and

$$v_i = p_1 M = v_{J+1}, \quad \text{for } i = J+1, \dots. \quad (38)$$

Thus, $\mu_{1i}^* = 0$ for $i = 1, \dots, J-1$ and $\mu_{2i}^* = 0$ for $i = 1, \dots, J$. If we define $U_i = [u_i(1), u_i(2), \dots]^T$, where

$$u_i(j) = \begin{cases} -1, & j \leq i, \\ 0, & j > i, \end{cases}$$

then, (24) results in $\nabla \mathbb{E}_I [P_{e|1}(p_0 l_i^* + v_i^*)] = \mu_{1J}^* U_J$. Combining (24) and the above equation results in

$$\begin{pmatrix} \frac{1}{2} \frac{d}{dl_1} P_{e|1}(p_0 l_1 + v_1) \\ \vdots \\ \frac{1}{2^J} \frac{d}{dl_J} P_{e|1}(p_0 l_J + v_J) \end{pmatrix} = \frac{\mu_{1J}^*}{p_0} \begin{pmatrix} -1 \\ \vdots \\ -1 \end{pmatrix}. \quad (40)$$

From (38), we have $P(I = v_{J+1}) = \sum_{j=J+1}^{\infty} P(s_{i-1}) = \frac{1}{2^J}$. As a result, ISI takes $J+1$ different values. Comparing (40) with (32), we conclude that these two problem have the same solution, which is the optimal solution of no-ISI case. If we denote the optimal released molecule increments in no-ISI case by $\Delta_{i,\text{no-ISI}}^*$, the solution of (40) will be

$$p_0 l_i^* + v_i^* = M + \Delta_{i,\text{no-ISI}}^* \quad \text{for } i = 1, \dots, J.$$

Recall that v_1 is the ISI value in state s_0 (the previous bit is "0"). Thus, $v_1^* = 0$ and from the above equation, $l_1^* = \frac{1}{p_0} (M + \Delta_{1,\text{no-ISI}}^*)$. For $i \geq J+1$, we have $l_i = M$ and for $2 \leq i \leq J$, we have $v_i^* = p_1 l_{i-1}^*$ and l_i^* is recursively obtained as

$$l_i^* = \frac{1}{p_0} (M + \Delta_{i,\text{no-ISI}}^* - p_1 l_{i-1}^*), \quad \text{for } i = 2, \dots, J. \quad (41)$$

APPENDIX H

SUB-OPTIMAL SOLUTION FOR TWO-SYMBOL ISI

If we assume that v_{2i-1} s for $i = 1, 2, \dots$ are equal ($v_{2i-1} = v_1$ for $i = 1, 2, \dots$), and substitute their average value in non-adaptive strategy instead of v_1 , we can simplify (27) and obtain a sub-optimal solution (l_i^* s).

$$\begin{aligned} v_1 &= \mathbb{E}[\{v_{2i-1}\}_{i=1}^{\infty}] = \frac{\sum_{i=1}^{\infty} v_{2i-1} P_{s_{2i-1}}}{\sum_{i=1}^{\infty} P_{s_{2i-1}}} \\ &= \frac{\frac{1}{2}(0) + p_2 M (\frac{1}{4} + \frac{1}{8} + \dots)}{\frac{1}{2} + \frac{1}{4} + \dots} = \frac{p_2 M}{2}. \end{aligned}$$

Substituting the above equation and (26) in (27) results in the following minimization problem:

$$\begin{aligned} \min_{\{l_i\}_{i=1}^{\infty}} \mathbb{E}_I [P_{e|1,I}] &= \frac{1}{2} P_{e|1}(p_0 l_1 + v_{2i-1}) \\ &\quad + \sum_{i=1}^{\infty} \frac{1}{2^{i+1}} P_{e|1}(p_0 l_{2i} + v_{2i}), \end{aligned}$$

subject to (21) and (22). Using Lagrangian method, results in

$$\nabla \mathbb{E}_I [P_{e|1,I}] = \sum_{k=1}^2 \sum_{i=1}^{\infty} \mu_{ki}^* \nabla C_{ki}(\{l_i^*\}_{i=1}^{\infty}), \quad (42)$$

where μ_{ki}^* s are Lagrangian multipliers. Due to KKT conditions, we have $\mu_{ki}^* C_{ki} = 0, \forall i$.

A local minimum of (23) is obtained if C_{1i} is active for $i \geq J$ (J is the number mentioned in *Lemma 2*), and $\mu_{1i}^* = \mu_{2i}^* \geq 0$

for $i \geq J+1$. Therefore, C_{2i} is active for $i \geq J+1$ (i.e., $l_i = M$ and $v_i = p_1 M$, for $i \geq J+1$). So $\mu_{1i}^* = 0$ for $i = 1, \dots, J-1$ and $\mu_{2i}^* = 0$ for $i = 1, \dots, J$. Thus, (42) results in

$$\begin{pmatrix} \frac{1}{2} \frac{d}{dl_1} P_{e|1}(p_0 l_1 + v_1) \\ \vdots \\ \frac{1}{2^J} \frac{d}{dl_J} P_{e|1}(p_0 l_J + v_J) \end{pmatrix} = \frac{\mu_{1J}^*}{p_0} \begin{pmatrix} -1 \\ \vdots \\ -1 \end{pmatrix}. \quad (43)$$

Comparing (43) and (32), we conclude that these equations have the same solution which is the optimal solution of no-ISI case. Therefore, the solution of (43) will be

$$p_0 l_i^* + v_i^* = M + \Delta_{i,\text{no-ISI}}^* \text{ for } i = 1, \dots, J.$$

Recall that v_1 is the ISI value in state s_1 (the previous bits are "0"). Thus, $v_1^* = 0$ and from the above equation, $l_1^* = \frac{1}{p_0}(M + \Delta_{1,\text{no-ISI}}^*)$. For $i \geq 2$, we have $v_i^* = p_1 l_{i-1}^* + p_2 l_{i-2}^*$ and l_i^* is recursively obtained as

$$l_i^* = \frac{1}{p_0}(M + \Delta_{i,\text{no-ISI}}^* - p_1 l_{i-1}^* - p_2 l_{i-2}^*), 2 \leq i \leq J. \quad (44)$$

APPENDIX I

CLOSED FORM RATES OF ONE-SYMBOL ISI IN [8]

In [8], if the transmitter starts with a "0" bit, $X_1 = 0$ (state s_0) and $X_2 = B_2 M$ (state s_{B_2}). For $i \geq 3$ if $B_i = 0$, the ISI resets (state s_0) and if $B_i = 1$ (state s_1), we have $X_i = M - \frac{p_1}{p_0} X_{i-1}$. We simplify X_i in state s_j recursively as

$$X_{i,s_j} = B_i M \sum_{k=0}^j \left(-\frac{p_1}{p_0}\right)^k.$$

The conditional probability of error is $P_{e|1,s_j} = P_{e|1}(p_0 M)$, $\forall j \in \mathbb{N}$, and we have $P_{e|0,s_j} = P_{e|0}(p_1 X_{i,s_j})$. Using the probability of states in (5) causes

$$P_{e|0} = \sum_{j=0}^{\infty} \left(\frac{1}{2}\right)^{j+1} \left(P_{e|0}(p_1 X_{i,s_j})\right).$$

$P_{e|1}$ is a constant function but $P_{e|0}$ is an increasing function of its argument. Because $\frac{d}{dx} P_{e|0}(x) = e^{-(x+\lambda)} \frac{(x+\lambda)^{x_{\text{th}}}}{x_{\text{th}}!} > 0$. We use this result to find upper and lower bounds on $P_{e|0}$.

I. *Upper bound*: if $B_i = 1$, we have

$$\begin{aligned} X_{i,s_j} &< M \left(1 - \left(\frac{p_1}{p_0}\right) + \dots + \left(\frac{p_1}{p_0}\right)^{2k}\right) \\ &:= \tilde{X}_{2k}, \quad 0 < 2k < j, k \in \mathbb{N} \end{aligned}$$

According to the above inequality, other terms ($j > 2k$) are less than an even term. Therefore, we have

$$\begin{aligned} P_e &= \frac{1}{2} \left(\frac{1}{2} (P_{e|00} + P_{e|10}) + P_{e|1} \right) \\ &= \frac{1}{2} \left(\frac{1}{2} (P_{e|0}(0) + \sum_{j=1}^{\infty} \frac{1}{2^j} P_{e|0}(p_1 X_{i,s_j})) \right) + \frac{1}{2} P_{e|1} \end{aligned} \quad (45)$$

$$\begin{aligned} &< \frac{1}{4} P_{e|0}(0) + \sum_{j=1}^{2k} \frac{1}{2^{j+2}} P_{e|0}(p_1 X_{i,s_j}) \\ &+ \frac{1}{2^{2k+2}} P_{e|0}(p_1 \tilde{X}_{2k}) + \frac{1}{2} P_{e|1} := \tilde{P}_{e,2k}. \end{aligned} \quad (46)$$

II. *Lower bound*: if $B_i = 1$, we have

$$\begin{aligned} X_{i,s_j} &> M \left(1 - \left(\frac{p_1}{p_0}\right) + \dots - \left(\frac{p_1}{p_0}\right)^{2k-1}\right) \\ &:= \tilde{X}_{2k-1}, \quad 0 < 2k < j, k \in \mathbb{N}. \end{aligned}$$

According to the above inequality, other terms ($j > 2k-1$) are more than an odd term. Therefore, using (45) we have

$$\begin{aligned} P_e &> \frac{1}{4} P_{e|0}(0) + \sum_{j=1}^{2k-1} \frac{1}{2^{j+2}} P_{e|0}(p_1 X_{i,s_j}) \\ &+ \frac{1}{2^{2k+1}} P_{e|0}(p_1 \tilde{X}_{2k-1}) + \frac{1}{2} P_{e|1} := \tilde{P}_{e,2k-1}. \end{aligned} \quad (47)$$

REFERENCES

- [1] L. Khaloopour, M. Mirmohseni, and M. Nasiri-Kenari, "An adaptive pulse-width modulation for limited molecule production and storage," in *2018 Iran Workshop on Communication and Information Theory (IWCIT)*, pp. 1–6, IEEE, 2018.
- [2] T. Nakano, A. W. Eckford, and T. Haraguchi, *Molecular communication*. Cambridge University Press, 2013.
- [3] N. Farsad, H. B. Yilmaz, A. Eckford, C.-B. Chae, and W. Guo, "A comprehensive survey of recent advancements in molecular communication," *IEEE Communications Surveys & Tutorials*, vol. 18, no. 3, pp. 1887–1919, 2016.
- [4] R. Malaka, T. Ragg, and M. Hammer, "Kinetic models of odor transduction implemented as artificial neural networks," *Biological cybernetics*, vol. 73, no. 3, pp. 195–207, 1995.
- [5] A. Noel, K. C. Cheung, and R. Schober, "Improving receiver performance of diffusive molecular communication with enzymes," *IEEE Transactions on NanoBioscience*, vol. 13, no. 1, pp. 31–43, 2014.
- [6] H. Shahmohammadian, G. G. Messier, and S. Magierowski, "Nanomachine molecular communication over a moving propagation medium," *Nano Communication Networks*, vol. 4, no. 3, pp. 142–153, 2013.
- [7] T. Nakano, Y. Okaie, and A. V. Vasilakos, "Transmission rate control for molecular communication among biological nanomachines," *IEEE Journal on Selected Areas in Communications*, vol. 31, no. 12, pp. 835–846, 2013.
- [8] M. Movahednasab, M. Soleimanifar, A. Gohari, M. Nasiri-Kenari, and U. Mitra, "Adaptive transmission rate with a fixed threshold decoder for diffusion-based molecular communication," *IEEE Transactions on Communications*, vol. 64, no. 1, pp. 236–248, 2016.
- [9] N. Garralda, I. Llatser, A. Cabellos-Aparicio, and M. Pierobon, "Simulation-based evaluation of the diffusion-based physical channel in molecular nanonetworks," in *Computer Communications Workshops (INFOCOM WKSHPS), 2011 IEEE Conference on*, pp. 443–448, IEEE, 2011.
- [10] V. Jamali, A. Ahmadzadeh, and R. Schober, "Symbol synchronization for diffusive molecular communication systems," *arXiv preprint arXiv:1610.09141*, 2016.
- [11] U. A. Chude-Okonkwo, R. Malekian, and B. Maharaj, "Diffusion-controlled interface kinetics-inclusive system-theoretic propagation models for molecular communication systems," *EURASIP Journal on Advances in Signal Processing*, vol. 2015, no. 1, p. 89, 2015.
- [12] H. Arjmandi, A. Ahmadzadeh, R. Schober, and M. N. Kenari, "Ion channel based bio-synthetic modulator for diffusive molecular communication," *IEEE transactions on nanobioscience*, vol. 15, no. 5, pp. 418–432, 2016.
- [13] H. G. Bafghi, A. Gohari, M. Mirmohseni, G. Aminian, and M. Nasiri-Kenari, "Diffusion-based molecular communication with limited molecule production rate," *IEEE Transactions on Molecular, Biological and Multi-Scale Communications*, vol. 4, pp. 61–72, June 2018.
- [14] A. Gohari, M. Mirmohseni, and M. Nasiri-Kenari, "Information theory of molecular communication: Directions and challenges," *IEEE Transactions on Molecular, Biological and Multi-Scale Communications*, vol. 2, no. 2, pp. 120–142, 2016.

- [15] R. Mosayebi, H. Arjmandi, A. Gohari, M. Nasiri-Kenari, and U. Mitra, "Receivers for diffusion-based molecular communication: Exploiting memory and sampling rate," *IEEE Journal on Selected Areas in Communications*, vol. 32, no. 12, pp. 2368–2380, 2014.
- [16] A. W. Eckford, "Nanoscale communication with brownian motion," in *2007 41st Annual Conference on Information Sciences and Systems*, pp. 160–165, IEEE, 2007.