

---

# NNS: THE CASE FOR NEURAL NETWORK-BASED SORTING

---

A PREPRINT

**Xiao-ke Zhu**  
 School of Software  
 Yunnan University  
 Yunnan, China  
 xiaoke-zhu@mail.ynu.edu.cn

**Tai-ning Chen**  
 School of Software  
 Yunnan University  
 Yunnan, China  
 tncheng@mail.ynu.edu.cn

**Jing He\***  
 School of Software  
 Yunnan University  
 Yunnan, China  
 hejing@ynu.edu.cn

**Wei Zhou†**  
 School of Software  
 Yunnan University  
 Yunnan, China  
 zwei@ynu.edu.cn

April 24, 2022

## ABSTRACT

CPU-SIMD/GPU/TPUs will be increasingly powerful. The algorithm using neural network and heterogeneous computing framework will bring significant performance improvement. In this paper we prove a novel neural network-based sorting algorithm, NNS which hold lower time complexity than  $O(n \log n)$  and easy implement in heterogeneous framework executed by CPU and GPU. Our initial results show that our learned sorting algorithm can increases by 2X than `std::sort()`. More importantly, this work provides just a glimpse of using neural network to enhance or even replace classical algorithm and also the benefit of designing algorithm specifically for heterogeneous computing frameworks.

## 1 Introduction

We are entering the multi-core era from the single-core era [1]. In the single-core era, the algorithm has always enjoyed a free lunch. Benefiting from the exponential rise of the CPU’s main frequency, the classic algorithm does not require any modification and only needs to be replaced with a new generation of processors to achieve a rapid increase in performance. However CPU no longer scale at the level of performance they used to because of power wall taken by high clock frequency - the end of Moore’s Law. Face the challenge of not increasing the clock frequency, multi-core processors such as GPU/TPU seem to be the only way to improve computing performance. Therefore super computer and desktop computing are moving toward heterogeneous computing-people are trying to mix central processor unit (CPU) and graphics processor technology (GPU) to achieve higher performance. Figure. 1 reveals that there has been a marked increase in the number of float point operations per second and memory bandwidth in GPU [1]. It is expected in the future that most of tradition algorithm will migrate to heterogeneous framework which executed by CPU and GPU.

Many classical algorithms have not dealt with embarrassingly parallel. Therefore these algorithms are not suitable for heterogeneous computing. This can be illustrated briefly by merge-sort which is one of the most common sorting algorithm in CPU, although every sub dataset can be hold by a thread, whenever merge operation will decrease the degree of parallelism. Another example is quick-sort, quick-sort is usually done recursively, the pivot needs to compare all the elements to produce the next recursion, so quick-sort is no more a admirableness algorithm in multi-core computing. Therefore, in order to improve the sorting speed, give full play to the performance of GPU and CPU it is

---

\*Corresponding author 1

†Corresponding author 2

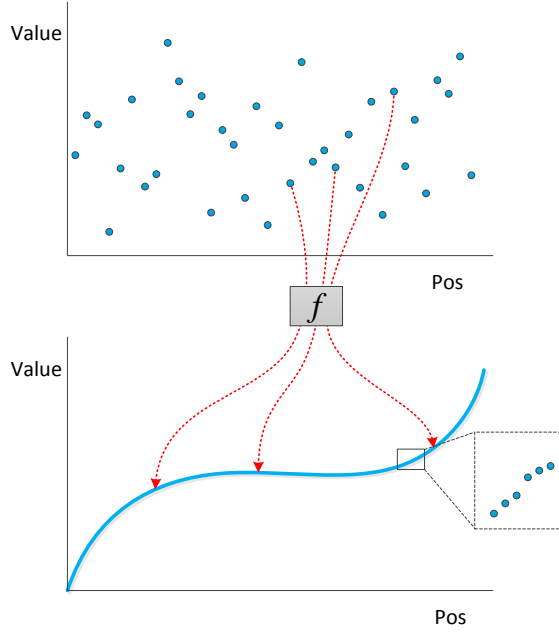


Figure 1: The hierarchy of learned model

necessary to design a novel sorting algorithm based on heterogeneous computing framework. Some reason to explain why classical sorting algorithm no suitable for today's heterogeneous computing framework any more list as following:

- Because the algorithms does not hold the relationship between the elements to be sorted and the final position. All the classical sorting algorithms require constant operation of comparison and move to determine the order of elements. Although successive studies have greatly reduced the number of comparisons and movements necessary, the limit of  $O(n \log n)$  time complexity is still barrier.
- The operation of comparison and move change the distribution of arrays to be sorted, so classical sorting algorithms can only achieve high parallelism through divide-and-conquer pattern instead of iteration pattern. and iteration pattern is the easiest and most efficient form to implement the parallelization [1].

Heterogeneous computer framework need a novel algorithm. Tim kraska et al prove the feasibility to do this [2, 3] - index and sorting can be convert to mapping operation. As shown in Fig. 1, suppose the relationship between element of unsorted sequence and final position is hold by model  $f$ , the  $f$  can map elements into the ordered pos directly without comparison. Therefore the time complexity can close to  $O(n)$ . Based on the above discussions, we propose NNS, a neural network based sorting algorithm. Because comparison and move is convert to mapping operation the time complexity can be lower than  $O(n \log n)$  and as the essence of neural networks is matrix multiplication and matrix multiplication is a iteration pattern, NNS is embarrassingly parallel.

The main contributions of this paper are reflected as follows:

- Designing a novel neural network based sorting algorithm, NNS which can break through time complexity limit of  $O(n \log n)$  and easy parallel.
- The time complexity of the algorithm is analyzed theoretically. And we also show the relationship between model complexity, conflict rate and algorithm.
- The framework of NNS is designed in detail, while the extensive experiments are conducted to evaluate the performance of NNS.

The rest of the paper is organized as follows: the preliminaries are introduced in section II, Section III introduce the related works. Section IV discusses the NNS. analyzation of the time and space complicity discussed in Section V. The experimental design are shown in Section VI, and analyzed in Section VII. Finally, the conclusions are presented in section VIII.

## 2 Preliminaries

- Radix Sort
- Tim Sort
- Heap Sort
- Merge Sort
- Quick Sort
- MIT Sort [3]

## 3 Related Works

Sorting is one of the most widely studied algorithmic problems [4,5]. The construction of spatial data structures that are essential in computer graphics and geographic information systems is fundamentally a sorting process. Efficient sort routines are also a useful building block in implementing algorithms like sparse matrix multiplication and parallel programming patterns like MapReduce [6].

Heterogeneous sorting algorithms have attracted wide attention. Arkhipov et al, has conducted a series of surveys on recent heterogeneous sorting algorithms [7].

In [8,9] Cederman et al. have adapted quick sort for GPUs, in Bandyopadhyay’s adaptation [10] the researchers first partition the sequence to be sorted into sub-sequences, then sorts these sub-sequences and merges the sorted sub-sequences in parallel.

Baraglia et al. investigate optimal block-kernel mappings of a bitonic network to the GPU stream/kernel architecture [11], their pure bitonic sort was able to beat [8,9] the quicksort of Cederman et al. for any number of record comparisons. The fastest GPU merge sort algorithm known at this time is presented by Davidson et al. However Manca et al.’s CUDA-quicksort [12] which adapts Cederman’s work to more optimally access GPU memory outperforms Baraglia et al.’s earlier work. Satish et al.’s 2009 10 adaptation of radix sort to GPUs uses the radix 2 (i.e., each phase sorts on a bit of the key using the 1-bit scan primitive) and uses the parallel bitsplit technique.

The results of Leischner et al. and Ye et al. [13] indicated that the radix sort algorithm of [14] outperforms both warp sort [15] and sample sort [16], so the radix sort of 14 is the fastest GPU sort algorithm for 32-bit integer keys.

Recent advances in CPU and GPU architectures have resulted in sorting algorithms that have been optimized for each architecture. With [2,3], "AI + Database" came into people’s vision. And [3] shows the possibility of using learned model and Utilizing data distribution to improve tradition data structure and algorithm such as sort, index, comparison et al. A learned model is usually a neural network, the comparison operations can be transfer to matrix multiplication, and matrix is naturally embarrassingly parallel, the efficient can be reduce to  $o(n)$ , the algorithm is very easy to adjust to GPU as well. Initial result shows that in the case of sort, the learned sort [3] is 2X than radix sort.

Although MIT-sort [3] is fast enough, there is room for improvement in the utilization of heterogeneous computing resources.

## 4 NNS

In this section, we discuss the NNS in detail.

### 4.1 Framework

In this subsection, we discuss the whole sorting process in three stages, input Stage, sort stage, and merge stage, and how CPU/Host and CPU/Device work together. The input stage puts all the elements into the sort stage, the sort stage takes unordered elements as input and outputs several ordered arrays. Merge stage merge those ordered arrays returned by sort stage. The whole sorting process as shown in Fig. 3, from from left to right. We are going to discuss each stage, in detail.

#### 4.1.1 Input Stage

Input stage aim to fed each element to be sorted into sort stage.

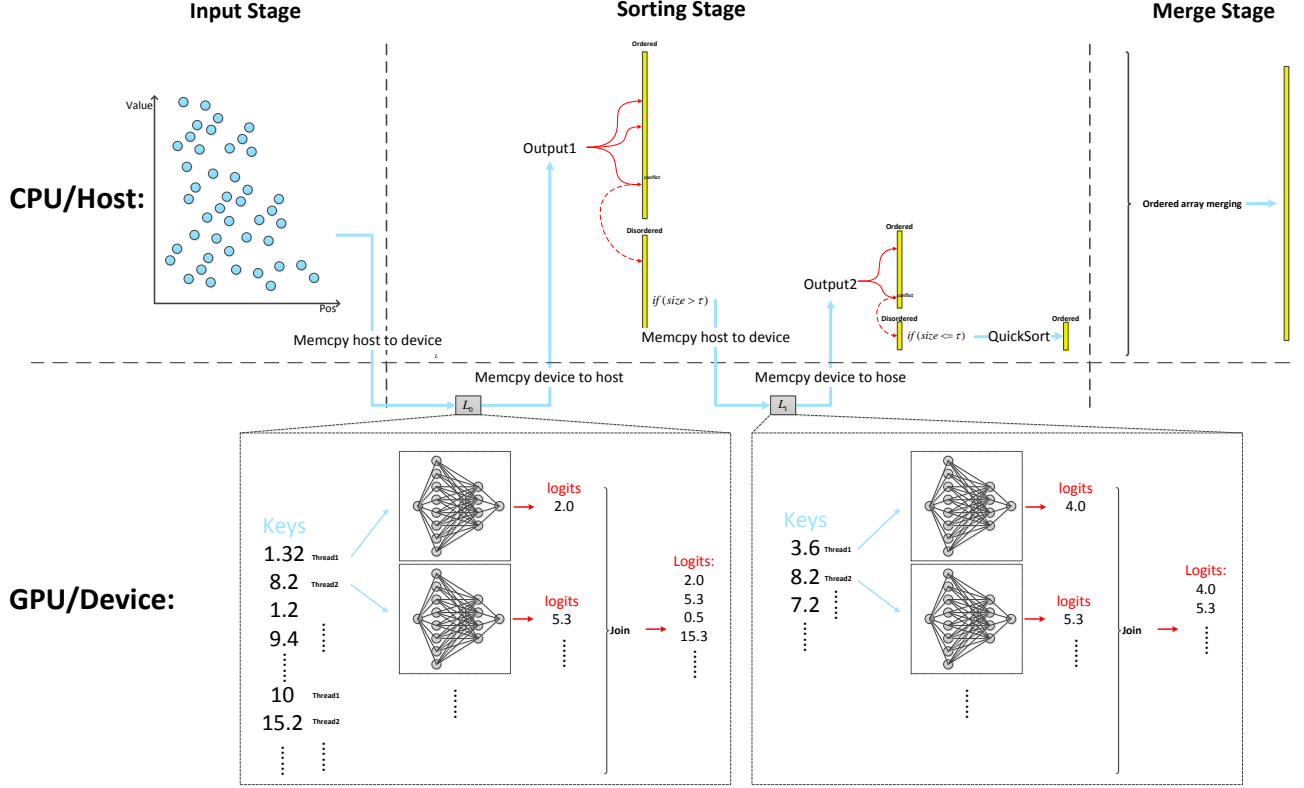


Figure 2: The framework of NNS

#### 4.1.2 Sort Stage

The function of sort stage is sorting all the elements and generating some ordered array to be put into merge stage. The basic idea to speed up sorting is to try to arrange all elements into a basically ordered array by several trained neural networks, and the computation of neural network runs in GPU. In this scene, CPU only needs to handle conflicts.

As shown in Fig. 1 and Algorithm. 1. Firstly, all of the unsorted elements dataset  $a$  are input into neural network  $L$ .  $L$  returns the logits for each element  $k$  (Lines 4).  $logits_i$  means the relative location of element  $k_i$ , the bigger  $logits_i$  the bigger  $k_i$  is. Next  $logits_i$  is rounded, the value of  $round(logits_i)$  is adopted as position ( $pos_i$ ) of  $k_i$  which  $k_i$  should be at. Through  $L$  each  $k$  obtains its position in the output array (Line 7-9). After mapping each  $k$  into output array according to position  $pos$ , all of the elements are basically ordered. However, conflict is inevitable. This can be illustrated briefly by an example, float number  $\hat{k}_q = 1.32$  and  $\hat{k}_p = 1.33$ ,  $q < p$  are more likely to obtain the same position  $pos_m$ . The latter element  $\hat{k}_p$  can not be allocated at  $pos_m$ . That's where the conflict comes in. Therefore, it is necessary to set wait list  $w$  to settle this kind of conflicts (Line 10). However if  $w$  is too large which means a very small percentage of the data is processed by the GPU, the performance of the GPU is not fully utilized. The assumption here is, that NNS maps more elements by neural network the less elements will be sorted by quick-sort (neural network only takes 1 second to map a hundred million elements using GPU, quick-sort is significantly larger than that). Therefore, NNS recursively processes wait list  $w$  until the size of  $w$  is lower than  $\tau$  or the recursion number is larger than  $\epsilon$  (Line 3-16).

#### 4.1.3 Merge Stage

In this stage, several ordered arrays which return by sort stage will be merged into an ordered array. Because those wait list  $w_{0-(\epsilon-2)}$  are sorted by neural network and stored by  $o$ , NNS only needs to merge all the array  $o$  which are basically sorted by neural network and the last wait list  $w_{\epsilon-1}$  (Line 18).

**Algorithm 1** NNS

---

**Input:**  $a$  - the array to be sorted  
**Input:**  $L$  - the learned model.  
**Input:**  $m$  - the over load  
**Input:**  $\tau$  - the threshold of recursion  
**Input:**  $\epsilon$  - the maximum number of recursion  
**Initialize:**  $s \leftarrow \{\}$ ,  $logits \leftarrow \{\}$ ,  $w \leftarrow \{\{\}\}$ ,  $o \leftarrow \{\{\}\}$   
1:  $i \leftarrow 0$   
2:  $tmpArray \leftarrow a$   
3: **while**  $0 < i < \epsilon$  &&  $tmpArray.length > \tau$  **do**  
4:    $logits \leftarrow L(tmpArray)$   
5:    $o_i \leftarrow [\infty] * logits.max$   
6:   **for**  $j$  in  $logits.length$  **do**  
7:      $pos \leftarrow round(logits[j])$   
8:     **if**  $o_i[pos] == \infty$  **then**  
9:        $o_i[pos] \leftarrow tmpArray[j]$   
10:     **else**  $w_i \cup tmpArray[j]$   
11:     **end if**  
12:   **end for**  
13:    $logits \leftarrow \{\}$   
14:    $tmpArray \leftarrow w_i$   
15:    $i++$   
16: **end while**  
17:  $quickSort(w_{\epsilon-1})$   
18: **Output:**  $merge(o, w_{\epsilon-1})$   
19: **end**

---

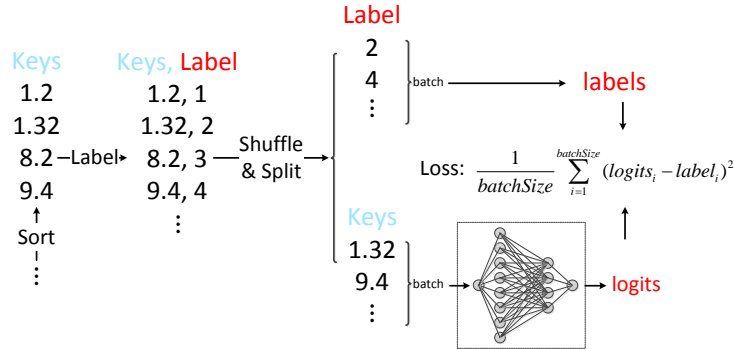


Figure 3: Training stage

**4.2 Training**

The key idea of training is generate a model  $L$  which unsorted elements with empirical cumulative distribution function (CDF) can be mapped into target CDF space. Target CDF is a ordered array, in our design. In order to sorted a disorder array, those elements which has the same range of values with disorder array is used as training data. The amount of elements should be larger than the amount of elements to be sorted, and the distribution of the elements to be sorted should also be similar to training elements (If the model used to sort uniformly distributed elements is trained by normally distributed data, the number of conflicts is likely to increase).

The training step is shown as following and as shown in Fig. 4:

- The elements with similar distribution and same value range to elements to be sorted are used as training data.
- Sorting training data. And label each elements with its position.
- Then shuffle all the training elements and input them into  $L$  by batch.

- The loss function to renew parameter of  $l$  list as following:

$$loss = \frac{1}{batchSize} \sum_{i=1}^{batchSize} (logits_i - label_i)^2 \quad (1)$$

$logits$  is the output of  $L$ .

### 4.3 Example

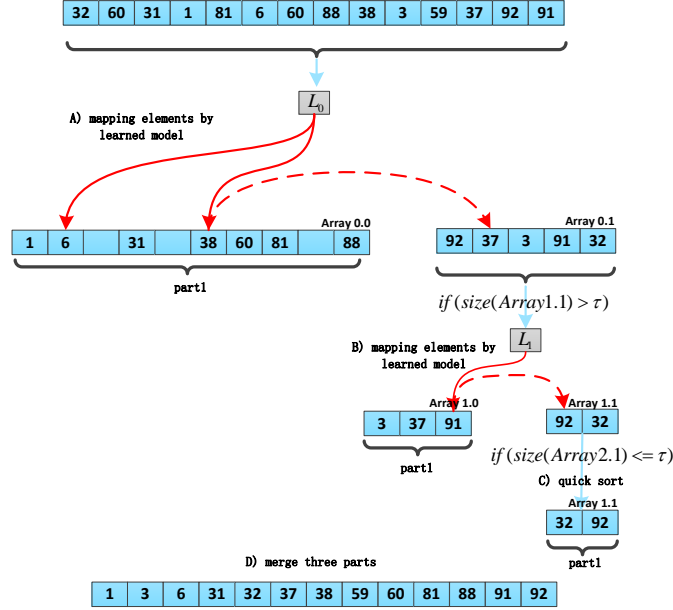


Figure 4: Example

For instance, array [32, 60, 31, 1, 81, 6, 88, 38, 3, 59, 37, 92, 91] is waiting to be sorted, see Fig. 5. Each elements is mapped into a sparse array denoted by  $o_0$ . There is a conflict in the mapping process, 37 and 38 hold the same value of  $logits$ , so the latter is store at wait list  $w_0$ . Then because the size of  $w_0 = 5$  is large than  $\tau$ , we put the  $w_0$  into learned model  $L$  denoted by  $L_1$  again and generate  $o_1, w_1$  which  $o_1$  is a ordered but sparse array and  $w_1$  is a wait list. Next, NNS decide whether the size of  $w_1$  is large than  $\tau$ , if it is not all the elements of  $w_1$  is sorted by quick-sort. Finally, NNS merge  $o_0, o_1$  and  $w_1$  to generate the final ordered array.

## 5 Complexity Analysis

### 5.1 Time complexity analysis

#### 5.1.1 Worst case

$$\begin{aligned}
 T(n) &= \hat{T}(n) + n \\
 &= (\theta n + n)\epsilon + n \log n + n \\
 &= ((\theta + 1)\epsilon + 1)n + n \log n \\
 &= o(n) + o(n \log n) \\
 &= o(n \log n)
 \end{aligned} \quad (2)$$

In the worst case, we suppose learned model can do nothing for sorting a disordered array and the mission of sorting arrays is done by quicksort. In this case the time complexity as shown in Eq. 2,  $T(n)$  is the total time complexity of NNS in the worst case. The total process can divide in to 2 part, merge list ( $n$ ) and sort list  $\hat{T}(n \log n)$  [4], even the output of learned model  $o$  is equal to  $\{\{\}\}$  (Line 1).  $\theta$  is the number of computations necessary for an element to be

input once into a neural network and  $\delta$  is the preset number of iterations. For an untrained model  $L$ , all data conflicts is the worst case, so the size of each wait list from  $w_0$  to  $w_{\epsilon-1}$  is equal to  $n$ . And after mapping  $n$  elements  $\epsilon - 1$  times by learned model  $L$ .  $n$  elements should also be sorted by quick sort ( $n \log n$  operating) (Line 2). Therefore the time complexity is  $o(n) + o(n \log n) = o(n \log n)$ .

### 5.1.2 General case

$$\begin{aligned}
 T(n) &= \hat{T}(n) + n \\
 &= \hat{T}(\sigma n) + (\theta * n + n) + n \\
 &= \hat{T}(\sigma^2 n) + \sigma(\theta n + n) + (\theta * n + n) + n \\
 &= \sum_{i=0}^{\epsilon-1} \sigma^{\epsilon-1-i} (\theta * n + n) + \sigma^{\epsilon} \log(\sigma^{\epsilon} n) + n \\
 &= \frac{(1 - \sigma) + (1 - \sigma^{\epsilon})(\theta + 1)}{1 - \sigma} n + \sigma^{\epsilon} n \log \sigma^{\epsilon} n \\
 &= o(n) + o(n \log n) \\
 &= o(n \log n)
 \end{aligned} \tag{3}$$

As for general case. The sorting process can be divided into 3 part, recursively put data into learned model  $L$  which denoted as  $\hat{T}(n)$ , quick-sort wait list and merge all the ordered part. Each iteration produces  $\theta n + n$  operations (Line 3). At the end of the last iteration, NNS generates an wait list array which should be sorted by quick-sort, therefore,  $\sigma^{\epsilon} \log \sigma^{\epsilon} n$  operations is necessary,  $\sigma$  is the conflict rate,  $\epsilon$  is the iteration number - the lower conflict rate the fewer elements which quick-sort will be sorted (Line 4). By the derivation, the total operations is  $\frac{(1-\sigma)+(1-\sigma^{\epsilon})(\theta+1)}{1-\sigma} n + \sigma^{\epsilon} n \log \sigma^{\epsilon} n$ , so the time complexity is  $o(n \log n)$ .

### 5.1.3 Best case

$$\begin{aligned}
 T(n) &= \hat{T}(n) + n \\
 &= \theta n + n + 0 + n \\
 &= o(n)
 \end{aligned} \tag{4}$$

The best case is that all the elements can be basically sorted by model  $L$  without quick sort and merge, so in the best case the time complexity of NNS is only  $O(n)$ .

### 5.1.4 Parametric analysis

In this part we analysis that  $\epsilon, \sigma, n$  in which case the operations of NNS is lower than  $n \log n$ . Derivation process as shown in proof 1.

**Proof 1**

$$\begin{aligned}
n \log n &> Y(n) \\
1 &> \frac{Y(n)}{n \log n} \\
1 &> \frac{\frac{(1-\sigma)+(1-\sigma^\epsilon)(\theta+1)}{1-\sigma}n + \sigma^\epsilon n \log \sigma^\epsilon n}{n \log n} \\
1 &> \frac{\frac{(1-\sigma)+(1-\sigma^\epsilon)(\theta+1)}{1-\sigma} + \sigma^\epsilon \log \sigma^\epsilon + \sigma^\epsilon \log n}{\log n} \\
(1-\sigma^\epsilon) \log n &> \frac{(1-\sigma) + (1-\sigma^\epsilon)(\theta+1)}{1-\sigma} + \sigma^\epsilon \log \sigma^\epsilon \\
\log n &> \frac{(1-\sigma) + (1-\sigma^\epsilon)(\theta+1) + (1-\sigma^\epsilon)\sigma^\epsilon \log \sigma^\epsilon}{(1-\sigma)(1-\sigma^\epsilon)} \\
\log n &> \frac{(1-\sigma) + (1-\sigma^\epsilon)(\theta+1) + (1-\sigma^\epsilon)\sigma^\epsilon \log \sigma^\epsilon}{(1-\sigma)(1-\sigma^\epsilon)} \\
\log n &> \frac{1 + (\theta+1) \sum_{i=0}^{\epsilon-1} \sigma^i + \sum_{i=0}^{\epsilon-1} \sigma^i \sigma^\epsilon \log \sigma^\epsilon}{1-\sigma^\epsilon}
\end{aligned} \tag{5}$$

$Y(n)$  is the operations of NNS in the general case. After derivation it can be obtain that when the value function  $\frac{1+(\theta+1) \sum_{i=0}^{\epsilon-1} \sigma^i + \sum_{i=0}^{\epsilon-1} \sigma^i \sigma^\epsilon \log \sigma^\epsilon}{1-\sigma^\epsilon}$  of  $\sigma$  and  $\epsilon$  is smaller than  $\log n$ , the operations of sort a disorder array by NNS is lower than  $n \log n$ . As part of the numerator term The smaller the  $\theta$ , the less the number of comparisons, and as part of the denominator, the smaller  $\sigma^\epsilon$  is, the fewer comparisons NNS have. In practice, for a trained model  $L$ ,  $\sigma$  is usually above 0.6, only 1 – 2 the iteration number  $\epsilon$  is to reduce the elements to sorted by quick sort. Therefore, in practice, the operations is usually close to  $n$  orders of magnitude, instead of  $n \log n$ .

**5.2 Space complexity analysis**

$$\begin{aligned}
S(n) &= \hat{s}(n) + n \\
&= \hat{s}(\sigma n) + (\theta n + (1-\sigma)n + \sigma)n + n \\
&= \hat{s}(\sigma^2 n) + (\theta+1)\sigma n + (\theta+1)n + n \\
&= \hat{s}(\sigma^2 n) + (\theta+1)(1+\sigma)n + n \\
&= (\theta+1) \sum_{i=0}^{\epsilon-1} \sigma^i n + n \\
&= (\theta+1) \frac{1-\sigma^\epsilon}{1-\sigma} n + n \\
&= \frac{(\theta+1)(1-\sigma^\epsilon) + (1-\sigma)}{1-\sigma} n \\
&= o(n)
\end{aligned} \tag{6}$$

As shown in Eq 6. The application space of NNS can be divided into two parts: store the space needed for intermediate results during recursion which represented as  $\hat{s}(n)$  and space needed by merge denoted by  $n$  (Line 1). Each iteration produces a space of size  $\theta n + (1-\sigma)n + \sigma n$ . Through derivation, as  $\epsilon$  is a constant the space complexity is  $o(n)$

**6 Experiments design**

Several kinds of sorting algorithms which introduced in Section II are adopted in experiments.



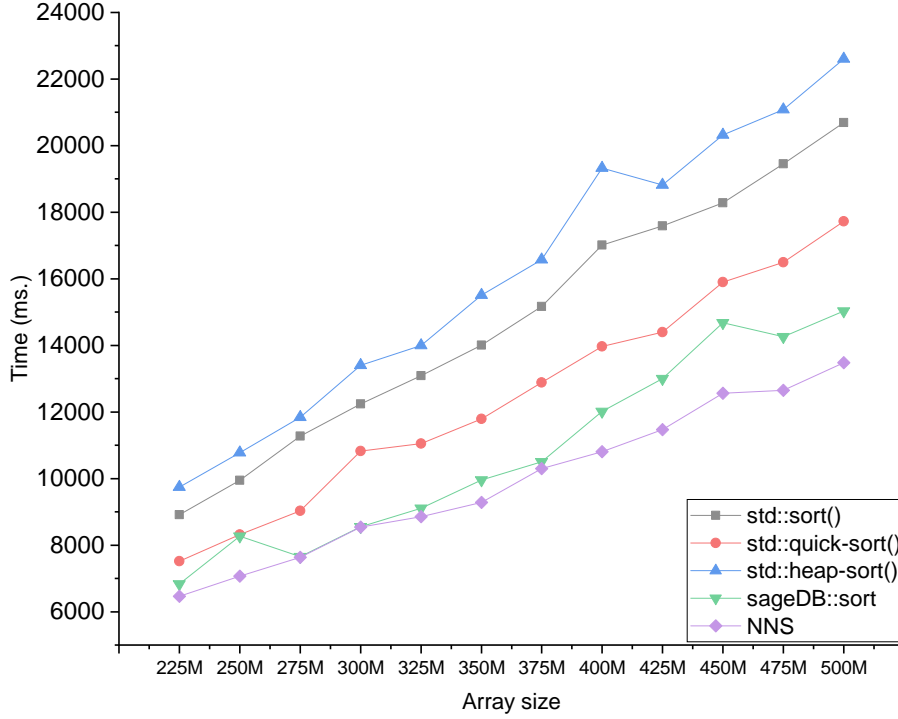


Figure 5: Time cost of sorting uniform doubles

### 6.1 Data Sets

The increasingly large data sizes consisting of 64 bit doubles randomly sampled from a normal distribution, uniform distribution and log-normal distribution to test the performance of sort algorithms in single CPU thread.

### 6.2 Measurement Metrics

The sort time (ms) and sorting rate (millions per ms) are obtain to evaluate the time performance and the space requested per sort is obtain to evaluate the space performance.

### 6.3 Experimental Enviroments

The experiments were set up on a machine with 128GB main memory and one Intel Xeon E5-2620 processors. Three GTX1080Ti is installed. Tensorflow [17] is used to train learned model  $L$ , CUDA [1] is used to mapping each elements. For each experiment, each sort algorithm ran ten cases.

## 7 Results analyses

### 7.1 Time

## 8 Conclusion&Future Work

### Acknowledgment

Our deepest gratitude goes to the anonymous reviewers for their careful work and thoughtful suggestions that have helped improve this paper substantially.

Corresponding author: Jing He(hejing@ynu.edu.cn) and Wei Zhou (zwei@ynu.edu.cn).

### References

- [1] Cook and Shane. *CUDA programming: A developer's guide to parallel computing with GPUs*. Morgan Kaufmann Publishers.
- [2] Tim Kraska, Alex Beutel, Ed H. Chi, Jeffrey Dean, and Neoklis Polyzotis. The case for learned index structures. In *Proceedings of the 2018 International Conference on Management of Data, SIGMOD Conference 2018, Houston, TX, USA, June 10-15, 2018*, pages 489–504, 2018.
- [3] Tim Kraska, Mohammad Alizadeh, Alex Beutel, Ed H. Chi, Ani Kristo, Guillaume Leclerc, Samuel Madden, Hongzi Mao, and Vikram Nathan. Sagedb: A learned database system. In *CIDR 2019, 9th Biennial Conference on Innovative Data Systems Research, Asilomar, CA, USA, January 13-16, 2019, Online Proceedings*, 2019.
- [4] etc Thomas H. Cormen. *Introduction to Algorithms, 3rd Edition*. Press.
- [5] D. E. Knuth. *The Art of Computer Programming, Volume 3: Sorting and Searching, Second ed.* Boston, MA: Addison-Wesley.
- [6] Jeffrey Dean and Sanjay Ghemawat. Mapreduce: simplified data processing on large clusters. *Commun. ACM*, 51(1):107–113, 2008.
- [7] Shibdas Bandyopadhyay and Sartaj Sahni. GRS - GPU radix sort for multifield records. In *2010 International Conference on High Performance Computing, HiPC 2010, Dona Paula, Goa, India, December 19-22, 2010*, pages 1–10, 2010.
- [8] Daniel Cederman and Philippas Tsigas. A practical quicksort algorithm for graphics processors. In Dan Halperin and Kurt Mehlhorn, editors, *Algorithms - ESA 2008*, pages 246–258, Berlin, Heidelberg, 2008. Springer Berlin Heidelberg.
- [9] Daniel Cederman and Philippas Tsigas. On sorting and load balancing on gpus. *SIGARCH Computer Architecture News*, 36(5):11–18, 2008.
- [10] Shibdas Bandyopadhyay and Sartaj Sahni. GRS - GPU radix sort for multifield records. In *2010 International Conference on High Performance Computing, HiPC 2010, Dona Paula, Goa, India, December 19-22, 2010*, pages 1–10, 2010.
- [11] Daniel Cederman and Philippas Tsigas. Gpu-quicksort: A practical quicksort algorithm for graphics processors. *ACM Journal of Experimental Algorithmics*, 14, 2009.
- [12] Emanuele Manca, Andrea Manconi, Alessandro Orro, Giuliano Armano, and Luciano Milanese. Cuda-quicksort: an improved gpu-based implementation of quicksort. *Concurrency and Computation: Practice and Experience*, 28(1):21–43, 2016.
- [13] Nikolaj Leischner, Vitaly Osipov, and Peter Sanders. GPU sample sort. In *24th IEEE International Symposium on Parallel and Distributed Processing, IPDPS 2010, Atlanta, Georgia, USA, 19-23 April 2010 - Conference Proceedings*, pages 1–10, 2010.
- [14] Nadathur Satish, Mark J. Harris, and Michael Garland. Designing efficient sorting algorithms for manycore gpus. In *23rd IEEE International Symposium on Parallel and Distributed Processing, IPDPS 2009, Rome, Italy, May 23-29, 2009*, pages 1–10, 2009.
- [15] Xiaochun Ye, Dongrui Fan, Wei Lin, Nan Yuan, and Paolo Ienne. High performance comparison-based sorting algorithm on many-core gpus. In *24th IEEE International Symposium on Parallel and Distributed Processing, IPDPS 2010, Atlanta, Georgia, USA, 19-23 April 2010 - Conference Proceedings*, pages 1–10, 2010.

- [16] Xiaochun Ye, Dongrui Fan, Wei Lin, Nan Yuan, and Paolo Ienne. High performance comparison-based sorting algorithm on many-core gpus. In *24th IEEE International Symposium on Parallel and Distributed Processing, IPDPS 2010, Atlanta, Georgia, USA, 19-23 April 2010 - Conference Proceedings*, pages 1–10, 2010.
- [17] Martín Abadi, Paul Barham, Jianmin Chen, Zhifeng Chen, Andy Davis, Jeffrey Dean, Matthieu Devin, Sanjay Ghemawat, Geoffrey Irving, Michael Isard, Manjunath Kudlur, Josh Levenberg, Rajat Monga, Sherry Moore, Derek Gordon Murray, Benoit Steiner, Paul A. Tucker, Vijay Vasudevan, Pete Warden, Martin Wicke, Yuan Yu, and Xiaoqiang Zheng. Tensorflow: A system for large-scale machine learning. In *12th USENIX Symposium on Operating Systems Design and Implementation, OSDI 2016, Savannah, GA, USA, November 2-4, 2016.*, pages 265–283, 2016.