

The $O(4)$ ϕ^4 model as an effective light meson theory: a lattice-continuum comparison

Gergely Markó^{1,*} and Zsolt Szép^{2,†}

¹*Department of Theoretical Physics, Eötvös University, H-1117 Budapest, Hungary.*

²*MTA-ELTE Theoretical Physics Research Group, H-1117 Budapest, Hungary.*

We investigate the possibility of using the 4 dimensional $O(4)$ symmetric ϕ^4 model as an effective theory for the sigma-pion system. We carry out lattice Monte Carlo simulations to establish the triviality bound in the case of explicitly broken symmetry and to compare it with results from continuum functional methods. In case of a physical parametrization we find that triviality restricts the possible lattice spacings to a narrow range, therefore cutoff independence in the effective theory sense is practically impossible for thermal quantities. We match the critical line in the space of bare couplings in the different approaches and compare vacuum physical quantities along the line of constant physics (LCP).

I. INTRODUCTION

The ϕ^4 scalar model with an internal $O(4)$ symmetry in 4 space-time dimensions has been long used as a model for spontaneous chiral symmetry breaking [1]. The direction of the symmetry breaking is associated with the sigma meson, while the pions are the Goldstone-bosons emerging as a result of the spontaneous symmetry breaking. It is also widely known, that as a field theory it is trivial, it has no finite ultraviolet limit with non-zero coupling strength [2]. Although this property is still discussed (see e.g. [3]) we accept it as a fact and investigate what is the bound set by triviality to the quantitative applicability of the model. Based on a calculation carried out by Lüscher and Weisz in the same model applied to the Higgs particle [4] one can estimate the lowest lattice spacing that can be reached in a parametrization adjusted to light mesons. This turns out to be $a_{\min}^{\text{LW}} = 0.40(4)$ fm, which corresponds to a maximal cutoff in momentum representation to a few times 500 MeV. This foreshadows that a scaling region of physical quantities as a function of a on the lattice is unlikely to be found without getting too close to the triviality bound, and therefore cutoff-independence, even in the effective theory sense is not feasible.

The above estimate was derived in a specific renormalization scheme for the case without explicit symmetry breaking. It is interesting to see to what extent it changes when, compared to [4], a different renormalization scheme is employed in the case when the pions are massive. At the same time, experience shows [5] that the use of continuum functional methods is less restricted in the shadow of triviality and can retain some predictivity. To study this in more details we use two continuum methods: the functional renormalization group (FRG) [6, 7] in the local potential approximation (LPA) and the 2-loop and $\mathcal{O}(g_0^2)$ truncations of the two-particle irreducible approach (2PI) [5, 8, 9]. Treating the model as a cutoff theory, we solve it using the same bare cou-

plings as in the lattice version along the LCP. Then, to compare the values of physical quantities, we need the relation between the lattice spacing a and the cutoff Λ . This is determined by matching the critical line of the model at zero temperature with the one determined by Lüscher and Weisz in [2] using hopping parameter expansion.

The paper is structured as follows. In Sec. II we introduce notations for the model and summarize the details of the lattice simulations. In Sec. III we define the LCP and describe how the triviality bound is obtained. We also discuss the immediate consequences of the value of the minimal lattice spacing. In Sec. IV we compare the lattice results with those obtained in the continuum approximations, and finally in Sec. V we summarize our findings.

II. GENERALITIES

We discuss the $O(N)$ symmetric, Euclidean ϕ^4 model specifically for $N = 4$, described in terms of bare quantities denoted by the subscript 0 by the continuum action (omitting the obvious $x \equiv (t, \vec{x})$ dependencies)

$$S_C = \int d^4x \left\{ \frac{1}{2} \partial_\mu \vec{\phi}_0 \partial_\mu \vec{\phi}_0 + \frac{m_0^2}{2} \vec{\phi}_0 \vec{\phi}_0 + \frac{g_0}{24} (\vec{\phi}_0 \vec{\phi}_0)^2 - \vec{H}_0 \vec{\phi}_0 \right\}, \quad (1)$$

where $\vec{\phi}_0$ is the $N = 4$ component field, m_0 is the mass, g_0 is the quartic coupling. In the explicit symmetry breaking term the external field \vec{H}_0 is chosen to point in the direction of the first component of the scalar field with a length of H_0 , independent of x . Discretization on a periodic, 4 dimensional cubic lattice consisting of $N_T \times N_S^3$ sites (using a forward derivative), and rewriting in terms of the hopping parameter κ leads to the well known lattice action [2]:

$$S_L = \sum_x \left\{ \vec{\phi} \vec{\phi} - 2\kappa \sum_{\hat{\mu}=1}^4 \vec{\phi}(x) \vec{\phi}(x + a\hat{\mu}) + \right.$$

* marko@achilles.elte.hu

† szepzs@achilles.elte.hu

$$\lambda(\vec{\varphi}\vec{\varphi} - 1)^2 - \lambda - \vec{h}\vec{\varphi} \Big\}, \quad (2)$$

with a being the lattice spacing and $\hat{\mu}$ is the usual 4 dimensional unit vector. The connection between the continuum and the lattice parameters are

$$a\vec{\phi}_0 = \sqrt{2\kappa}\vec{\varphi}, \quad (3)$$

$$g_0 = \frac{6\lambda}{\kappa^2}, \quad (4)$$

$$a^3\vec{H}_0 = \frac{\vec{h}}{\sqrt{2\kappa}}, \quad (5)$$

$$a^2m_0^2 = \frac{1-2\lambda}{\kappa} - 8. \quad (6)$$

We use Monte Carlo integration with importance sampling to evaluate path integrals. Configuration generation is done by using a poor man's heat bath algorithm, in which each site is updated using 10 metropolis steps before its neighbors are updated in order to make the new field value at the chosen site practically independent of its initial value. Between two heat bath sweeps we also include two overrelaxation sweeps in order to sample a much larger part of the phase space using the same number of configurations.

III. LINE OF CONSTANT PHYSICS

A. Observables defining the LCP

The explicitly broken $O(4)$ symmetric ϕ^4 model has 3 parameters, the hopping parameter κ , the quartic coupling λ and the external field h . In order to define a continuum limit¹ we give two physical prescriptions, which restrict our parameter space to the LCP, along which the lattice spacing a tends to zero in physical units, at least in principle. The two prescriptions are

$$\frac{m_\sigma a}{\bar{\phi}_R a} = \frac{300 \text{ MeV}}{93 \text{ MeV}} \approx 3.226, \quad (7a)$$

$$\frac{m_\pi a}{\bar{\phi}_R a} = \frac{138 \text{ MeV}}{93 \text{ MeV}} \approx 1.484, \quad (7b)$$

where $m_{\sigma,\pi}$ are the respective pole masses and $\bar{\phi}_R$ is the expectation value (denoted by the bar) of the σ component of the renormalized field, which takes the role of the pion decay constant in the linear sigma model (LSM). We choose a lower sigma mass (300 MeV) than what is generally agreed upon (≈ 450 MeV) [10]. Our choice is limited on the one hand by the fact that higher sigma masses are barely reachable in approximate continuum

solutions of the LSM [11, 12] and on the other hand by the fact that we want to retain the kinematic possibility of the $\sigma \rightarrow 2\pi$ decay.

To obtain the pole masses we measure time slice correlators. Let us define a time slice as

$$\vec{s}(t) = \frac{1}{N_S^3} \sum_{\vec{x}} \vec{\varphi}(t, \vec{x}), \quad (8)$$

and then

$$C_{ij}(t) = \frac{1}{N_T} \sum_{\tau} s_i(t) s_j(t - \tau) \quad (9)$$

is the time slice correlator matrix for one configuration. The ensemble average of $C_{ij}(t)$ is the time slice correlator. By our choice of \vec{h} the σ direction is $i = 1$, therefore $C_\sigma(t) \equiv C_{11}(t)$ is dominated by m_σ , while $C_{ii}(t), i \neq 1$ are all dominated by m_π . We do a least squares fit using the function

$$f(t) = A + B(\exp(-mt) + \exp(-m(N_T - t))) \quad (10)$$

with parameters A, B and m to $C_\sigma(t)$ as well as to the average of the three pion directions²

$$C_\pi(t) = \frac{1}{3} \sum_{i=2}^4 C_{ii}(t) \quad (11)$$

The average and error of the fit parameters and in particular the masses are obtained by a jackknife analysis. The fit is carried out on each jackknife sample, leaving out the $t = 0$ point of the correlator from the data in order to lower the distortions caused by higher excitations. In the case of the sigma mass, one must take care of the disconnected part of the correlator. The connected part of the correlator is

$$\langle C_{\sigma,c}(t) \rangle = \langle C_\sigma(t) \rangle - \langle M_1 \rangle^2, \quad (12)$$

where M_1 is the first component of the average field over one configuration

$$\vec{M} = \frac{1}{N_T N_S^3} \sum_x \vec{\varphi}(x). \quad (13)$$

To subtract the correlated errors from connected sigma correlator, instead of (12) we use an other prescription (the two definitions differ only in a constant),

$$\langle C_{\sigma,c}(t) \rangle = \langle C_\sigma(t) - M_1^2 \rangle. \quad (14)$$

The definition (12) has a bad signal to noise ratio due to correlated errors which are cancelled in (14) leading to a better signal. We show the reduction of error achieved by using the definition in (14) in Fig. 1.

¹ Even though a true continuum limit is not possible due to the triviality of the model, we follow the standard procedure which would allow to define it if it existed.

² Averaging over the three pion directions lowers the statistical error of m_π compared to m_σ .

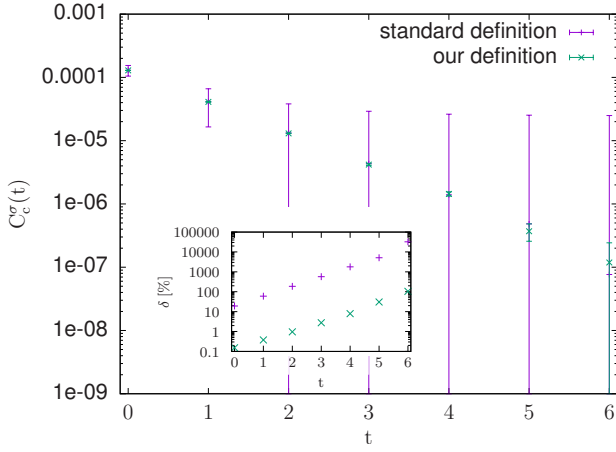


FIG. 1. An example of the two definitions of the connected sigma correlator. The purple points were obtained using the definition in (12), while the greens using (14). The two definitions differ in a constant, but here they are shifted on top of each other for better comparison.

The measurement of $\bar{\phi}_R$ goes as follows. The ensemble average of the first component (the sigma direction) of \vec{M} is

$$\langle M_1 \rangle = \frac{a\bar{\phi}_0}{\sqrt{2\kappa}}, \quad (15)$$

where the 0 index on the right hand side denotes that ϕ_0 is a bare fields, that is wave function renormalization is still needed. Then the renormalized vacuum expectation value is

$$\bar{\phi}_R = \frac{\bar{\phi}_0}{\sqrt{Z}}. \quad (16)$$

We obtain Z by prescribing the value of the zero-momentum inverse pion propagator to be the pion pole mass:

$$G_{R,\pi}^{-1}(p=0) \stackrel{!}{=} m_\pi^2. \quad (17)$$

Through a Ward identity [14] the inverse two-point function can be rewritten as

$$G_{R,\pi}^{-1}(p=0) = \frac{H_R}{\bar{\phi}_R} = Z \frac{H_0}{\bar{\phi}_0}, \quad (18)$$

which, in terms of lattice quantities and combined with the renormalization prescription, leads to

$$Z = 2\kappa m_\pi^2 \langle M_1 \rangle h^{-1}. \quad (19)$$

The value of Z is slowly changing between 0.74 and 0.8 along the LCP in the measured range of a .

B. Determining the LCP

We search for each point of the LCP curve by fixing one of the parameters (usually h , but in the region where triviality strongly influences the LCP we fix λ) to a chosen

value and then scan the 2 remaining dimensions, measuring the observable ratios appearing in (7a) and (7b) on the parameter grid. We then find the set of physical points by linear interpolation between grid points for both criteria and find the intersection of the two sets by fitting parabolas on them. The intersection is one point of the LCP corresponding to the h or λ where the grid was defined. The error is estimated by a bootstrap resampling using 10^4 samples, while the original observable ratios were obtained using 16×16^3 lattices with 10^5 field configurations.

Using the method outlined above, we obtain the points of the LCP shown in Fig. 2. The conversion of a to

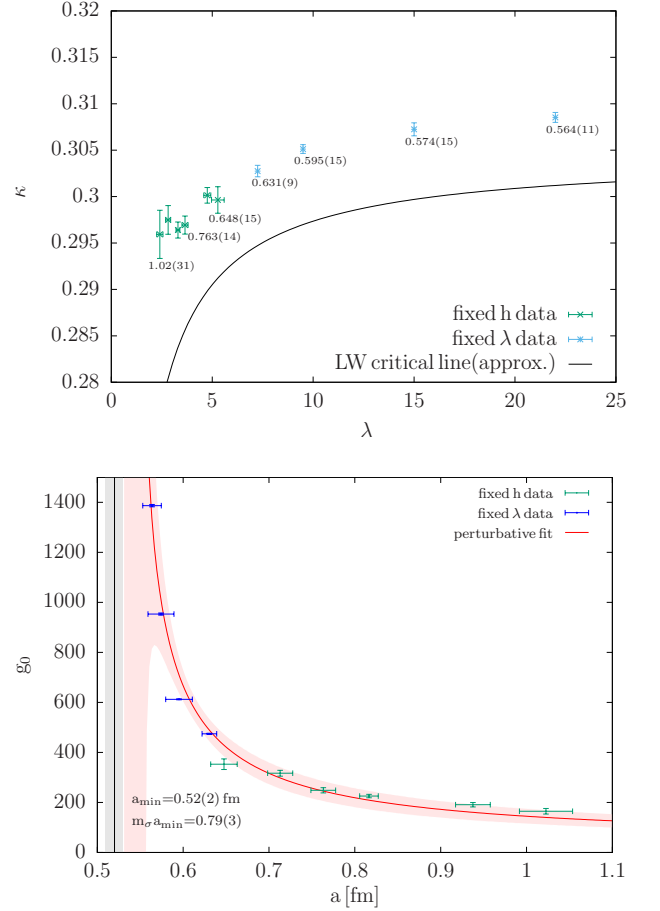


FIG. 2. Top: points of the LCP on the λ - κ plane labeled by the value of the lattice spacing (we left out some labels to improve visibility). A simple interpolating approximation of the critical line based on the results of Lüscher and Weisz [2] is also shown for comparison. Bottom: The original bare self-coupling defined in (1) as a function of the lattice spacing. The second order perturbative β -function (21) is also shown (red line, standard deviation shaded), with the parameters g_1 and a_1 being fitted to the data. Using this functional form we can also estimate the triviality bound a_{\min} . The error was obtained using bootstrap resampling which also had samples having their poles around $a = 0.55$ fm causing the standard deviation growing enormously in that region.

physical units is done using

$$a\bar{\phi}_R = a_{\text{phys}} \times 93\text{MeV} = a_{\text{phys}} \times 93/197.327\text{fm}^{-1}. \quad (20)$$

In the top panel of Fig. 2 we see that the LCP follows the critical line in the $\kappa - \lambda$ plane. In a theory with a proper continuum limit the LCP should run into the critical line at least at infinite coupling. Triviality appears here by seeing that even at $\lambda \rightarrow \infty$ the LCP does not converge to the critical line, meaning that a remains finite. This means that the bare ϕ^4 coupling g_0 must have a pole as a function of a , at the minimal value of the lattice spacing. The results for g_0 are shown in the bottom panel of Fig. 2 and are in compliance with the generally accepted view on the triviality of the ϕ^4 model. Fitting g_1 and a_1 to the data shown in the bottom panel of Fig. 2 in the second order perturbative β -function

$$g_0^{-1}(a) = g_1^{-1} - (\beta_1 + \beta_2 g_1) \log(a_1/a), \quad (21)$$

with

$$\beta_1 = \frac{1}{3} \frac{N+8}{8\pi^2}, \quad \beta_2 = -\frac{1}{3} \frac{3N+14}{(16\pi^2)^2} \quad (22)$$

being the standard β -function coefficients [15], we estimate $a_{\min} = 0.52(2)\text{ fm}$. This leads to an estimate for the minimal value of the lattice σ mass, $am_\sigma = 0.79(3)$.

The result for the minimal lattice spacing can be compared to the one which can be given based on [4]. In the renormalization scheme of Lüscher and Weisz

$$g_R = \frac{3m_R^2}{v_R^2}, \quad (23)$$

where g_R is the renormalized quartic coupling, m_R is the renormalized mass, which we identify with the sigma mass for the sake of the estimate, and $v_R \equiv \bar{\phi}_R$ takes the value of the pion decay constant as in our case, although the Z factor, which we do not need here, is defined differently. In [4] the renormalization trajectories are described, and taking the $\lambda \rightarrow \infty$ limit in them yields a relation between $m_R a_{\min}$ and g_R :

$$\log(m_R a_{\min}) = \frac{1}{\beta_1 g_R} + \frac{\beta_2}{\beta_1^2} \log(\beta_1 g_R) - 1.9(1), \quad (24)$$

where the number 1.9(1) is the result of a numerical calculation at a high order of the hopping parameter expansion. Plugging $m_R = 300\text{ MeV}$ and $v_R = 93\text{ MeV}$ into (23) and (24) yields $a_{\min}^{\text{LW}} = 0.4\text{ fm}$ already mentioned in Sec. I. We see that our result $a_{\min} = 0.52(3)$ is even more restrictive.

An important implication of the largeness of a_{\min} is that on the lattice the maximal temperature that can be simulated is $T = (N_t \cdot a_{\min})^{-1}|_{N_t=1} \approx 420\text{ MeV}$. Furthermore if one is interested in a “continuum limit” in the effective theory sense the feasible temperature range is definitely below 50 MeV. This limits the comparison of the continuum methods practically to vacuum quantities.

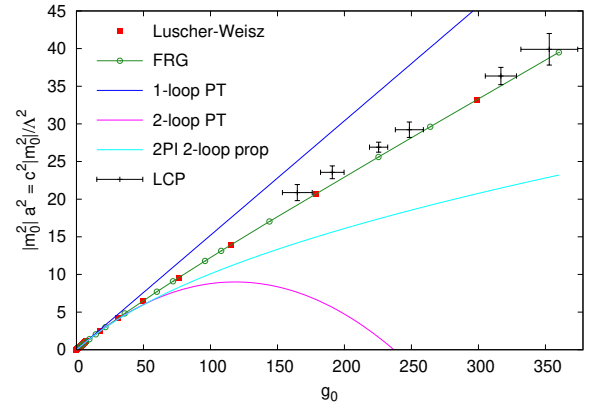


FIG. 3. The critical curve determined in the continuum theory using various approximations as compared to that obtained with the hopping parameter expansion to 14th order. In the perturbation theory (PT) and the 2PI approach $c = 4.9$, while in the FRG study $c = 6.923$. The points of the LCP corresponding to the fixed h data points shown in the top panel of Fig. 2 are also presented.

IV. COMPARISON WITH 2PI AND FRG RESULTS

Since according to the previous section, a comparison between lattice and continuum physical quantities is not feasible at finite temperature, we remain at $T = 0$ and using continuum functional methods we determine the masses along the LCP shown in Fig. 2. In order to compare to a lattice result determined at a fixed lattice spacing, we need to treat the continuum version of the model as a cutoff theory, hence we need the relation between the continuum cutoff Λ and the lattice spacing a , i.e. we need $c = \Lambda a$. This relation was studied in [16, 17] where the conversion factor $c \approx 4.9$ was calculated analytically for the 4D hypercubic lattice and obtained also by fitting the perturbative continuum result (using (4) and (6))

$$-\frac{m_{0,c}^2}{\Lambda^2} = \frac{N+2}{6} \left[\frac{g_0}{(4\pi)^2} - \frac{2}{3} \frac{g_0^2}{(4\pi)^4} + \mathcal{O}(g_0^4) \right] \quad (25)$$

to the critical line $m_{0,c}^2(g_0)$ obtained by Lüscher and Weisz in [2]. The above equation comes from the condition of vanishing curvature mass at vanishing field value at second order in the perturbation theory. We can see in Fig. 3 that at $\mathcal{O}(g_0^2)$ it reproduces the LW critical line only at small values of the coupling. One expects that this behavior changes if one uses a more sophisticated approximation.

A. The critical line $m_{0,c}^2(g_0)$ in the 2PI framework

In the 2PI framework, the curvature mass at vanishing field value is given at $\mathcal{O}(g_0^2)$ level of truncation of the effective action by $\hat{M}_{\phi=0}^2 = \bar{M}_{\phi=0}^2(K=0)$, where the gap mass satisfies the self-consistent equation [18]

$$\bar{M}_{\phi=0}^2(K) = m_0^2 + \frac{N+2}{6} \left[g_0 \mathcal{T}[\bar{G}] - \frac{g_0^2}{3} \mathcal{S}[\bar{G}](K) \right]. \quad (26)$$

The tadpole and setting-sun integrals involves the propagator $\bar{G}(K) = 1/(K^2 + \bar{M}_{\phi=0}^2(K))$. The critical line is determined from the condition of vanishing curvature mass: $\bar{M}_{\phi=0}^2 = \bar{M}_{\phi=0}^2(K=0) = 0$.

The nontrivial momentum dependence makes (26) rather hard to solve, however the solution $\bar{M}_{\phi=0}^2(K=0)$ can be approximated by using a localized propagator with momentum independent mass-gap $\bar{M}^2 = m_0^2 + \frac{N+2}{6} g_0 \mathcal{T}[\bar{G}_{\text{loc}}]$, where $\bar{G}_{\text{loc}}(K) = 1/(K^2 + \bar{M}^2)$. This approximation corresponds in fact to the two-loop 2PI truncation. In this approximation, the tadpole can be explicitly computed with a 4D cutoff Λ and the condition of vanishing curvature mass can be written as

$$\tilde{M}^2 = \frac{N+2}{18} g_0^2 \tilde{\mathcal{S}}(\tilde{M}^2), \quad (27a)$$

$$\frac{m_{0,c}^2}{\Lambda^2} = \tilde{M}^2 - \frac{(N+2)g_0}{96\pi^2} \left[1 - \tilde{M}^2 \ln \left(1 + \tilde{M}^{-2} \right) \right], \quad (27b)$$

where $\tilde{\mathcal{S}}(\tilde{M}^2)$ is a perturbative setting-sun integral at vanishing external momentum and we used tilde for a quantity scaled by appropriate powers of Λ .

For a given g_0 , one then solves (27a) for \tilde{M}^2 and using this solution one has $m_{0,c}^2$ from (27b). The critical line obtained in this way is shown in Fig. 3. It still deviates from the LW curve, but remains closer to it in a wider range of the coupling than the $\mathcal{O}(g_0^2)$ perturbative curve. We mention that (25) can be obtained by using first (27a) in the first term on the r.h.s. of (27b) and then taking the $\tilde{M}^2 \rightarrow 0$ limit, in which $\tilde{\mathcal{S}}(\tilde{M}^2) \rightarrow 2/(4\pi)^4$.

Now let us discuss the determination of the critical line by solving (26) without further approximation. $m_{0,c}^2(g_0)$ could be obtained in principle by approaching it from the symmetric phase: fixing g_0 , the equation is solved for increasing values of $|m_0^2|$ and $m_{0,c}^2(g_0)$ is obtained by extrapolating the determined values of $\bar{M}_{\phi=0}^2(K=0)$ to zero. As detailed in Appendix B, (26) is solved by treating the setting-sun $\mathcal{S}(K)$ as a double convolution: a convolution of the propagator with a bubble integral, where the later is itself a convolution of two propagators. It turned out that the solution to (26) is lost for a value of m_0^2 where $\bar{M}_{\phi=0}^2(K=0)$ is nonzero (see Fig. 6). This loss of solution, which seems to be a feature of the $\mathcal{O}(g_0^2)$ 2PI gap equation, and was investigated in details in [18], prevents us from the direct determination of the critical line at this order of the 2PI truncation scheme and furthermore from a comparison along the LCP.

As Fig. 3 shows the simpler, 2-loop approximation indeed has a critical line determined by the equations (27a) and (27b). Nevertheless a loss of solution can also happen in this approximation in the broken phase (that is at $\phi \neq 0$) depending on the parameters [18]. We found that the usual iterative procedure to solve the broken phase 2-loop equations (which were written down and solved as detailed in [5] with little modifications to accomodate for the use of non-renormalized equations and approximating the $T \rightarrow 0$ limit numerically) break down close to the critical line in comparison to where the points of the LCP are and therefore in the LCP points no solution exists and no comparison can be made. We checked that this loss of solution persists in the even simpler localized 2-loop approximation which we detailed in [18]. We conclude that in the considered approximations the 2PI formalism cannot be compared to the lattice LCP results.

B. Determination of observables using the FRG method

Another functional method from which one can calculate curvature masses along the LCP is the functional renormalization group method. The flow-equation describing the evolution of the scale-dependent average action Γ_k from the ultraviolet (UV) scale $k = \Lambda$, where the microscopic theory is defined through the bare action, down to the deep infrared (IR) where the usual quantum effective action is obtained in the $k \rightarrow 0$ limit is [6]

$$\partial_k \Gamma_k[\phi] = \frac{1}{2} \text{Tr} \left[\partial_k R_k \left(\frac{\delta^2 \Gamma_k[\phi]}{\delta \phi_i \delta \phi_j} + R_k \delta_{ij} \right)^{-1} \right], \quad (28)$$

where R_k is a regulator function, that is in momentum space it suppresses the IR modes, while $\partial_k R_k$ regulates the integral in the UV. In the local potential approximation (LPA) the Ansatz

$$\Gamma_k[\phi] = \int d^d x \left(\frac{1}{2} (\partial_x \phi_i)^2 + U_k(\rho) \right), \quad (29)$$

is used, where $\rho = \vec{\phi}^2/2$ is $O(N)$ -invariant and it is customary to choose the LPA-optimized regulator [19] $R_k(q) = (k^2 - q^2)\Theta(k^2 - q^2)$ (q is the Euclidean 4-momentum). Then, using $\frac{\partial^2 U_k(\rho)}{\partial \phi_i \partial \phi_j} = U'_k(\rho)(P_{ij}^L + P_{ij}^T) + 2\rho U''_k(\rho)P_{ij}^L$ with $P^{L/T}$ being the longitudinal/transverse projectors, the integral can be performed and, at zero temperature and $d = 4$, one obtains

$$\partial_k U_k(\rho) = \frac{k^5}{32\pi^2} \left(\frac{N-1}{k^2 + \hat{M}_T^2(k)} + \frac{1}{k^2 + \hat{M}_L^2(k)} \right), \quad (30)$$

where $\hat{M}_T^2(k) = U'_k(\rho)$ and $\hat{M}_L^2(k) = M_T^2(k) + 2\rho U''_k(\rho)$. This equation is solved numerically by integrating it down to $k = 0$ (in practice to some $k_{\text{end}} > 0$, due to the

flattening of the potential) starting at scale $k = \Lambda$, where the initial condition for the potential is given in terms of the couplings m_0^2 and g_0 as $U_{k=\Lambda}(\rho) = m_0^2 \rho + g_0 \rho^2/6$.

In the so-called grid method $U_k(\rho)$ is discretized using N_ρ grid points so that (30) transforms into a system of N_ρ coupled ordinary differential equations. We solve this system using the Runge-Kutta-Fehlberg algorithm with adaptive step-size control provided by the GNU Scientific Library (GSL)[20]. We work in units of the cutoff, denoting with tilde a quantity scaled with the cutoff, and choose $N_\rho = 5000$ equidistant values of $\tilde{\rho} = \rho/\Lambda$ in the range between 0 to $\tilde{\rho}_{\max} = 0.026$. The flow was stopped at $k_{\text{end}} = 1.28 \cdot 10^{-2}$ where all the monitored quantities became practically constants. At each point of the grid the 1st and 2nd order derivatives of the potential are calculated with $\mathcal{O}(\Delta \tilde{\rho}^4)$ finite difference formulas. The minimum of the potential is obtained with spline interpolation, while the curvature masses at the minimum are obtained fitting a 6th order polynomial to the potential in an appropriate $\tilde{\rho}$ interval which has the minimum as its left endpoint.

The transverse and longitudinal curvature masses are obtained at k_{end} as $\hat{M}_T = \sqrt{U'_k(\tilde{\rho})}$ and $\hat{M}_L = (\hat{M}_T^2 + 2\tilde{\rho}U''_k(\tilde{\rho}))^{1/2}$, where $\tilde{\rho} = \tilde{\phi}^2/2$ is the minimum of the potential. In the LPA they can be regarded as approximations to the pole masses due to the simplicity of the Euclidean propagator. In order to compare $\hat{M}_{T/L}$ along the LCP with the value $M_\sigma = 300$ MeV and $M_\pi = 138$ MeV which in the lattice simulation are constant along the line, we need to know what is the relation between the cutoff scale Λ and the lattice spacing a . This relation is obtained by matching the critical curve $\tilde{m}_{0,c}^2(g_0)$ determined in the FRG case to the one obtained by Lüscher and Weisz in [2] using hopping parameter expansion to 14th order. We determine $\tilde{m}_{0,c}^2(g_0)$ working at fixed g_0 and using dichotomy on \tilde{m}_0^2 , as shown in Fig. 4, where the quantity that distinguishes between the broken and symmetric phases is $U'_k(0)/k^2$.

Once we match $\tilde{m}_{0,c}^2$ and $m_{0,c}^2 a^2$ at some value of g_0 , finding the relation

$$a\Lambda \approx 6.923, \quad (31)$$

the entire critical curve determined using FRG agrees with the one obtained by Lüscher and Weisz, as shown in Fig. 3. The very good agreement of the two critical curves is in line with the findings of Ref. [21], where it was reported that in the one component ϕ^4 model the critical line, obtained in the LPA with Litim regulator and lattice discretization, compares well with the one determined with Monte Carlo simulations.

Having obtained the relation between a and Λ , we can now solve the flow-equation (30) and determine the curvature masses for the fixed h data points of Fig. 2. The results shown in the first four rows of Table I in units of the cutoff can be used in two ways. In the first case,

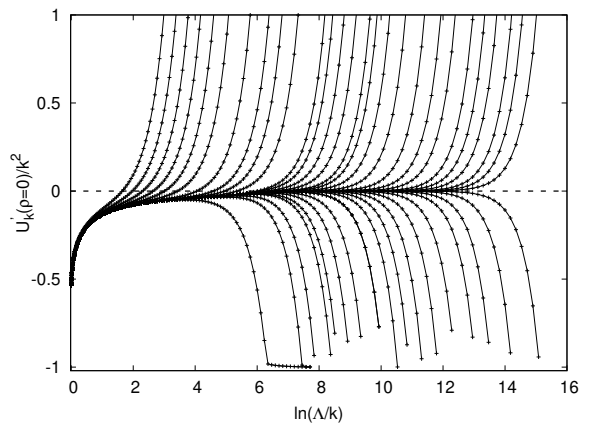


FIG. 4. Determining $\tilde{m}_{0,c}^2$ at $g_0 = 225.36$ by dichotomy. For $|\tilde{m}_0^2| > |\tilde{m}_{0,c}^2|$ we are in the broken symmetry phase and $U'_k(0)/k^2 \rightarrow -1$ as $k \rightarrow 0$, while for $|\tilde{m}_0^2| < |\tilde{m}_{0,c}^2|$ we are in the symmetric phase and $U'_k(0)/k^2 \rightarrow \infty$ as $k \rightarrow 0$. The closer $|\tilde{m}_0^2|$ is to the critical value, the larger is $\ln(\Lambda/k)$ at which a curve steeply goes upwards or downwards.

shown in the last four columns of Table I, one can determine for each point of the LCP the value of the cutoff from the lattice spacing using (31). Then $\tilde{\phi}$ is smaller than $f_\pi = 93$ MeV by $\sim 8\%$, \hat{M}_T is 5 – 8% larger than $M_\pi = 138$ MeV, while \hat{M}_L is 15 – 20% larger than $M_\sigma = 300$ MeV. In the second case one can require $\tilde{\phi}$ to be f_π . In this case, due to the larger value of the cutoff, one finds that \hat{M}_L is 22 – 30% larger than the sigma values used to determine the LCP, while \hat{M}_T is larger by around 10% than the pion mass. The deviation from the lattice results decreases for smaller a .

1. Solution of a modified flow-equation for $m_0^2 < -\Lambda^2 < 0$

With the chosen quartic potential at the initial value of the scale, $k = \Lambda$, the flow-equation (30) cannot be solved for $m_0^2 < -\Lambda^2 < 0$ due to a singularity in the equation. One could either change the initial condition by including higher order, perturbatively nonrenormalizable terms in the potential or, as we do it here following [22], try to circumvent the problem by modifying the flow-equation expanding in power series to some order N_g the fractions appearing in the right hand side of (30)

$$\frac{1}{k^2 + \hat{M}_{L/T}^2} = \frac{1}{k^2 + M_0^2} \frac{1}{1 - \xi} \approx \frac{1}{k^2 + M_0^2} \sum_{n=0}^{N_g} \xi^n, \quad (32)$$

where $\xi = (M_0^2 - \hat{M}_{L/T}^2(k))/(k^2 + M_0^2)$ with M_0 some large parameter, *i.e.* $M_0 > \Lambda$, which for numerical reasons has to be chosen appropriately.³

³ We use the same value of M_0 and N_g for both fractions in (30).

TABLE I. Field and curvature mass values in units of the cutoff at the minimum of the potential of the LCP shown in Fig. 2 and Fig. 3. The points are denoted by P_i with $i \in 1, \dots, 10$ in increasing order from left to right of the LCP. For the first six (fixed h) points the values comes from the direct numerical solution of (30), while for the last four (fixed λ) points the values come from the solution obtained using the expansion (32) with an extrapolation to $N_g = \infty$.

point	$m_0^2 a^2$	g_0	$H_0 a^3$	$a[\text{fm}]$	$\bar{\phi}/\Lambda$	\hat{M}_T/Λ	\hat{M}_L/Λ	$\Lambda[\text{MeV}] = \frac{6.923}{a[\text{fm}]}$	$\bar{\phi}[\text{MeV}]$	$\hat{M}_T[\text{MeV}]$	$\hat{M}_L[\text{MeV}]$
P1	-2.087 _{E+1}	1.648 _{E+2}	2.599 _{E-1}	1.022 _{E+0}	6.471 _{E-2}	1.100 _{E-1}	2.712 _{E-1}	1335.804	86.438	146.983	362.300
P2	-2.356 _{E+1}	1.909 _{E+2}	1.944 _{E-1}	9.375 _{E-1}	5.934 _{E-2}	9.938 _{E-2}	2.465 _{E-1}	1457.094	86.459	144.808	359.174
P3	-2.690 _{E+1}	2.254 _{E+2}	1.298 _{E-1}	8.164 _{E-1}	5.182 _{E-2}	8.691 _{E-2}	2.113 _{E-1}	1673.228	86.701	145.425	353.486
P4	-2.922 _{E+1}	2.484 _{E+2}	1.038 _{E-1}	7.632 _{E-1}	4.849 _{E-2}	8.033 _{E-2}	1.953 _{E-1}	1789.874	86.784	143.775	349.481
P5	-3.635 _{E+1}	3.167 _{E+2}	8.389 _{E-2}	7.130 _{E-1}	4.503 _{E-2}	7.493 _{E-2}	1.820 _{E-1}	1916.000	86.280	143.566	348.727
P6	-3.990 _{E+1}	3.528 _{E+2}	6.458 _{E-2}	6.475 _{E-1}	4.125 _{E-2}	6.869 _{E-2}	1.640 _{E-1}	2109.794	87.026	144.931	345.914
P7	-5.259 _{E+1}	4.746 _{E+2}	5.463 _{E-2}	6.305 _{E-1}	3.870 _{E-2}	6.517 _{E-2}	1.533 _{E-1}	2166.640	84	141	332
P8	-6.699 _{E+1}	6.122 _{E+2}	5.152 _{E-2}	5.952 _{E-1}	3.753 _{E-2}	6.417 _{E-2}	1.497 _{E-1}	2295.396	86	147	344
P9	-1.024 _{E+2}	9.534 _{E+2}	4.431 _{E-2}	5.742 _{E-1}	3.392 _{E-2}	6.257 _{E-2}	1.446 _{E-1}	2379.292	85	149	344
P10	-1.474 _{E+2}	1.387 _{E+3}	4.203 _{E-2}	5.637 _{E-1}	3.532 _{E-2}	6.095 _{E-2}	1.558 _{E-1}	2423.379	86	148	377

First, keeping the numerical framework used so far, that is changing only the right hand side of (30) according to (32), we tested the method in a case where a direct solution to (30) exists and then we applied it for the fixed λ data points of the LCP shown in Fig. 2 (points P7-P10 in Table I). In the latter case the solution is regarded as an approximation to the solution of the original Wetterich equation (28), assumed to exist for an appropriate form of the effective action at scale Λ .

In case of point P1, it turns out that in order to reproduce the available direct solution of (30) with the expansion method, one has to go to rather high orders in the expansion. Also, for the method to work, the 1st and 2nd derivatives of the potential at $\tilde{\rho}_{\max}$ had to be kept fix as a function of k , however the chosen values were practically arbitrary. We fixed the derivatives to their values calculated at $k = \Lambda$.

At a given order of the expansion the deviation from the direct result increases with M_0 . Among the studied quantities \hat{M}_L , presented in Fig. 5, shows the slowest convergence rate with N_g at a fixed value of M_0 . For $\tilde{M}_0^2 = 2$ and $N_g = 50$ the deviation from the direct result is around 10%. To estimate the result of the curvature masses and the minimum of the potential we fitted with $f(x) = a + b/(x - c)^d$ the data obtained at various N_g with the expansion method. For P1 one can practically recover the direct results from a data set obtained with up to $N_g \simeq 100$ terms in the expansion, but as $|m_0^2|/\Lambda^2$ increases we need larger M_0^2 and larger values of N_g to maintain the quality of the fit. Eventually, numerical errors prevent us for going above a certain value of N_g . All these features are illustrated in Fig. 5 and the results obtained with the expansion values are given in the last four rows of Table I. Based on the variation of the extrapolated results on the fitting N_g -interval, one can estimate the error of \hat{M}_L to be 1 – 2% for P7 and P8 and 5 – 10% for P9 and P10. For the other two quantities the error of the extrapolation to $N_g = \infty$ is smaller.

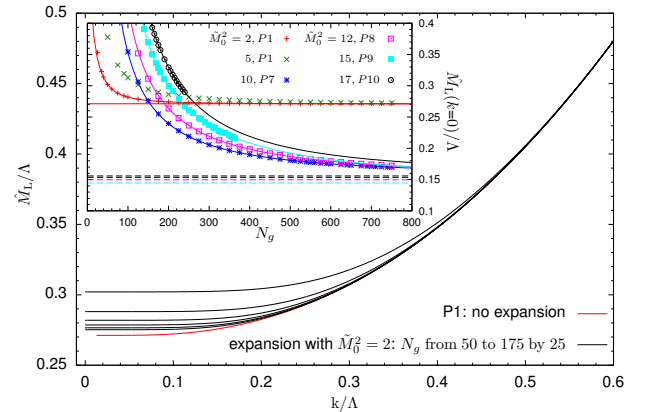


FIG. 5. Convergence properties of the solution to the modified flow-equation for parameters corresponding to points of the LCP (see Table I for their labeling). The outset shows the scale dependence of the longitudinal curvature mass \hat{M}_L at various orders of the expansion for a point of the LCP where the solution of the original LPA flow-equation (30) is known. The inset shows the dependence of \hat{M}_L at $k_{\text{end}} = 0$ on the order of the expansion, and the influence of the expansion point M_0^2 , also in cases when the original equation (30) has no solution. The horizontal lines indicate the value at $N_g = \infty$ extracted from fits.

V. CONCLUSION

We studied the four component Euclidean ϕ^4 model in four dimensions. In the presence of an explicit symmetry breaking term, we determined with Monte Carlo simulations the line of constant physics (LCP) in the bare parameter space of the model based on ratios involving the pion and sigma masses and the expectation value of the field. In this process we brought further evidence in support of the triviality of the model in a renormalization scheme which is different from the one usually used by the lattice community (see [23] for a recent study).

Using the bare couplings of the LCP, we solved the

model with two continuum functional methods (the 2PI formalism and the FRG method) in an attempt to compare the vacuum masses and expectation value obtained with these continuum methods to the corresponding input values of the lattice study of the model. The manifestation of triviality prevented us from a meaningful comparison of finite temperature quantities. It turned out that the comparison at $T = 0$ can be done only with the FRG, since the 2PI is hindered by the loss of solution to the propagator equation. The needed relation between the lattice spacing and the cutoff, used in the lattice and continuum versions of the model, respectively, was obtained by matching the critical line of the parameter space determined originally by Lüscher and Weisz using hopping parameter expansion.

ACKNOWLEDGMENTS

The authors would like to thank Sz. Borsányi, S. D. Katz, G. Fejős, A. Jakovác and Cs. Török for helpful and interesting discussions. In case of G. M. this work is part of Project no. 121064 for which support was provided from the National Research, Development and Innovation Fund of Hungary, financed under the PD_16 funding scheme. Zs. Sz. acknowledges support by the János Bolyai Research Scholarship of the Hungarian Academy of Sciences.

Appendix A: The $T = 0$ setting-sun integral as a Hankel transform

Using Fourier transform, the convolution of two momentum-dependent functions can be written as

$$C_{4d}[f_1, f_2](q) = \int_k f_1(k) f_2(q - k) = \int_x e^{-iq \cdot x} f_1(x) f_2(x), \quad (A1)$$

where we used the shorthands $\int_k = \int \frac{d^4 k}{(2\pi)^4}$ and $\int_x = \int d^4 x$. Working with spherical coordinates in 4D, the angular integral can be performed analytically by exploiting the rotation invariance. Choosing q to point in the 4th direction, such that $q \cdot x = QX \cos \theta_1$, where $Q = |q|$ and $X = |x|$, and introducing $\tau = \sin \theta_1$, the nontrivial part of the angular integration gives a Bessel function of the first kind:

$$\int_{-1}^1 d\tau \sqrt{1 - \tau^2} e^{-iXQ\tau} = \frac{\pi J_1(QX)}{QX}, \quad (A2)$$

such that (A1) becomes

$$C_{4d}[f_1, f_2](Q) = \frac{4\pi^2}{Q} \int_0^\infty dX X J_1(QX) A(X) =: \frac{4\pi^2}{Q} H_1[A](Q), \quad (A3)$$

where we used the Hankel transform of order 1 of the function $A(X) = F_1(X)F_2(X)/X$, with $F_i(X) = X f_i(X)$.

A similar calculation shows that $F_i(X) = X f_i(X)$ appearing in (A3) can be given as the inverse Hankel transform (denoted in what follows by a tilde) of order 1 of $\tilde{F}_i(P) = P \tilde{f}_i(P)$ ($i = 1, 2$):

$$X f_i(X) = \frac{1}{4\pi^2} \int_0^\infty dP P J_1(XP) \tilde{F}_i(P) =: \frac{\tilde{H}_1[\tilde{F}_i](X)}{4\pi^2}. \quad (A4)$$

So, in terms of Hankel transforms, the convolution (A1) can be written as

$$C_{4d}[f_1, f_2](Q) = \frac{H_1[X^{-1} \tilde{H}_1[\tilde{F}_1](X) \tilde{H}_1[\tilde{F}_2](X)](Q)}{4\pi^2 Q}. \quad (A5)$$

Then, writing the momentum dependent setting-sun as a convolution of a propagator and a bubble integral $B[G](q - k) = \int_p G(p) G(q - k - p)$, both the bubble integral and the setting-sun integral $S[G](q) = \int_k G(k) B(q - k)$ can be written in terms of Hankel transforms. The discrete version of the Hankel transform (DHT) and its inverse are implemented in the GSL package [20]. In the discretized case it is understood that all momenta and combinations of momenta are cut by the cutoff Λ . Working in units of the cutoff and using $3 \cdot 2^{10}$ sampling points the smallest momentum on the grid is $|\tilde{k}|_{\min} = 3.96 \cdot 10^{-4}$.

Appendix B: On the solution of (26)

As mentioned in subsection IV A, the setting-sun $S[G](K)$ can be regarded as a double convolution. The convolution integral can be computed using Fourier transform, which for rotational invariant functions leads at $T = 0$ to the use of the Hankel transform, as detailed in Appendix A. As discussed in Sec. V.E.1 of [24], calculating a convolution using discrete Fourier transform is not accurate if the function does not decrease fast enough in the UV. We expect this behavior in case of the Hankel transform as well. Although to determine the critical line we are interested in an IR quantity, namely $M_{\phi=0}^2(K = 0)$, since a momentum integral is involved in its calculation, the discretization error in the UV will influence this quantity. To check the method that uses Hankel transform, we also computed on a nonuniform momentum grid ⁴ the convolution as a double integral using Eq. (A1) of [25]. The inner integral in that expression is calculated numerically after a Tanh-Sinh transformation (see Appendix A of [26] for details) using the splined $M^2(K)$ in the propagator. The bubble integral

⁴ We use $N_K = 128 - 256$ values of momenta: $K_i = K_{\min} + (\Lambda - K_{\min})(i/(N_K - 1))^{2.5}$, $i = 0, \dots, N_K - 1$ with $K_{\min} = 3.96 \cdot 10^{-4}$.

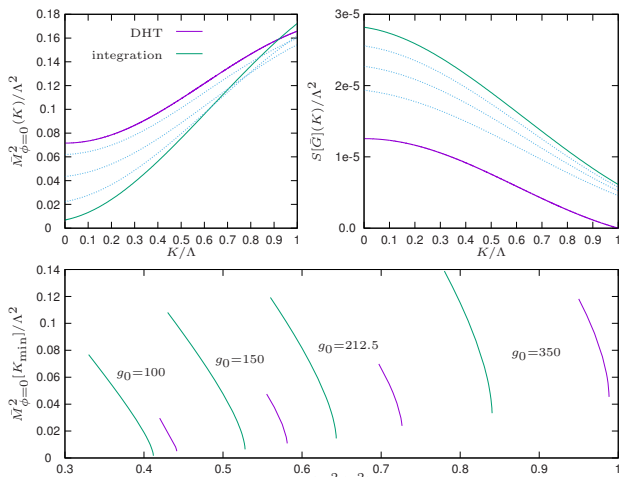


FIG. 6. Comparison of the solution of the gap equation (26) obtained using discrete Hankel transformation (purple lines) or numerical integration (green lines) to compute convolutions. In both top panels, where $g_0 = 150$ and $m_0^2/\Lambda^2 = -0.5275$, the dotted blue lines correspond to the 1st, 4th and 26th iterations (from purple to green in order) if one initiates the numerical integration method from the solution obtained using DHT. Top left: both the functional form and the infrared limit of the momentum dependent gap mass differs significantly. Top right: the difference seen originates mainly from the different UV behaviour of the setting-sun diagram shown here. Bottom: the infrared limit of the solutions of the gap equation as a function of m_0^2 for several fixed g_0 values. These curves should be extrapolated to $\bar{M}_{\phi=0}^2(K_{\min}) = 0$ in order to find the critical line, however a loss of solution at some finite $\bar{M}_{\phi=0}^2(K_{\min})$ prohibits doing so.

is calculated in this way on a grid, then splined and used for the calculation of $\mathcal{S}(K)$.

The iterative solution of (26) obtained for $g_0 = 150$ and $m_0^2/\Lambda^2 = -0.5275$ using under-relaxation method [27] with parameter $\alpha = 0.1$ is shown in Fig. 6. The upper part of the figure shows what happens if the solution obtained with DHT is used as an initial propagator in the solver that computes the convolutions using adaptive integration routines on a grid with 256 momentum values. We see that $\bar{M}_{\phi=0}^2(K)$ obtained in the first iteration deviates by 5 – 8% from the solution obtained with DHT as a result of the fact that, as anticipated, the setting-sun calculated with DHT is not accurate. As the iteration progresses, $\bar{M}_{\phi=0}^2(K)$ departs even more from the used initial function and hence the converged solution is substantially different than the one obtained with DHT.

In the lower part of Fig. 6 we show $\bar{M}_{\phi=0}^2(K_{\min})$ as function of $|m_0^2|$ at four values of g_0 . The difference between the curves obtained with the two ways of treating the convolution increases with the value of the coupling. This is due to the fact that the numerical error made in computing the convolution with DHT is magnified when the setting-sun is multiplied with a larger coupling. More importantly, the shape of the curves is compatible with the fact that the solution of (26) is lost at some value of m_0^2 where $\bar{M}_{\phi=0}^2(K_{\min})$ is still finite. As a result the critical line cannot be determined.

-
- [1] B. W. Lee, *Chiral dynamics*, Gordon and Breach Science Publishers, New York, 1972.
 - [2] M. Lüscher and P. Weisz, Nucl. Phys. B **318**, 705 (1989).
 - [3] R. Shrock, Phys. Rev. D **96** (2017) 056010.
 - [4] M. Lüscher and P. Weisz, Phys. Lett. B **212** (1988) 472.
 - [5] G. Markó, U. Reinosa and Zs. Szép, Phys. Rev. D **87** (2013) 105001.
 - [6] C. Wetterich, Phys. Lett. B **301**, 90 (1993).
 - [7] J. Berges, N. Tetradis and C. Wetterich, Phys. Rept. **363** (2002) 223.
 - [8] J. M. Cornwall, R. Jackiw and E. Tomboulis, Phys. Rev. D **10** (1974) 2428.
 - [9] J. Berges, S. Borsányi, U. Reinosa and J. Serreau, Annals Phys. **320** (2005) 344.
 - [10] J. R. Pelaez, Phys. Rept. **658**, 1 (2016).
 - [11] A. Patkós, Zs. Szép and P. Szépfalusy, Phys. Lett. B **537**, 77 (2002).
 - [12] J. O. Andersen, D. Boer and H. J. Warringa, Phys. Rev. D **70**, 116007 (2004).
 - [13] H. Neuberger, Phys. Rev. Lett. **60**, 889 (1988).
 - [14] J. Zinn-Justin, Int. Ser. Monogr. Phys. **113**, 1 (2002).
 - [15] J. Smit, Cambridge Lect. Notes Phys. **15** (2002) 1.
 - [16] D. E. Brahm, “The Lattice cutoff for $\lambda\phi^4$ in 4-dimensions and $\lambda\phi^6$ in 3-dimensions,” hep-lat/9403021.
 - [17] G.-J. Besjes, “Linear Sigma Models on the Lattice”, M.Sc. thesis (Radboud University, 2010), https://www.ru.nl/publish/pages/913395/thesis_geert-jan.pdf.
 - [18] G. Markó, U. Reinosa and Z. Szép, Phys. Rev. D **92**, 125035 (2015).
 - [19] D. F. Litim, Phys. Rev. D **64**, 105007 (2001).
 - [20] M. Galasi *et al.*, *GSL Reference Manual (Version GSL-2.5, 2018)*, <http://www.gnu.org/software/gsl>.
 - [21] J. M. Caillol, Nucl. Phys. B **865**, 291 (2012).
 - [22] G. G. Barnaföldi, A. Jakovác and P. Pósfay, Phys. Rev. D **95**, 025004 (2017).
 - [23] J. Siefert and U. Wolff, Phys. Lett. B **733**, 11 (2014).
 - [24] G. Markó, U. Reinosa and Zs. Szép, Phys. Rev. D **86**, 085031 (2012).
 - [25] G. Fejős and Zs. Szép, Phys. Rev. D **84**, 056001 (2011).
 - [26] U. Reinosa and Zs. Szép, Phys. Rev. D **85**, 045034 (2012).
 - [27] J. Berges, S. Borsányi, U. Reinosa and J. Serreau, Phys. Rev. D **71**, 105004 (2005).