

# On the Relationships Between Average Channel Capacity, Average Bit Error Rate, Outage Probability and Outage Capacity over Additive White Gaussian Noise Channels

Ferkan Yilmaz, *Member, IEEE*,

**Abstract**—In wireless communications, average performance measures (APMs) such as average channel capacity (ACC), average bit error rate (ABER) and outage probability/capacity (OP/OC) are widely utilized to comprehend the performance gains/impairments in different environments under various scenarios and quantify how factors originating from the design/implementation influence on system performance. To the best of our knowledge, it has not been yet discovered how these APMs are related to each other. In this article, having been inspired by the work of Verdu et al. [1], we propose that one APM can be calculated using the other APMs without having the SNR characterization. Particularly, using Lamperti's transformation (LT), we identify the relationships among APMs; such that these relationships are irrespective of SNR distribution. Thereby, we propose a tractable approach, which we call LT-based APM analysis, to establish a relationship between any two given APMs. Henceforth, we introduce some novel relationships among ACC, ABER and OP/OC performances for signalling over additive white Gaussian noise channels in fading environments. We demonstrate how to obtain exact ACC by using ABER performance, and we discover how OP/OC performances are obtained by using exact ACC performance. We consider some numerical examples and simulations to validate our newly derived relationships.

**Index Terms**—Average bit error probability, average channel capacity, generalized fading channels, moment-generating function, outage capacity, outage probability, relationships between average performance metrics.

## I. INTRODUCTION

**I**N THE THEORY OF WIRELESS COMMUNICATIONS, *average performance measures* (APMs) such as average channel capacity (ACC), average bit error rate (ABER), and outage probability/capacity (OP/OC) are widely utilized to discover different performance aspects of wireless digital communications systems, and each APM plays an important role in interpreting the discovered techniques for higher data transmission, higher mobility and lower complexity, and also in gaining insight into the requirements for achieving sophisticated usage of radio frequencies with a higher quality of service. In the literature, APMs have been apparently exploited to comprehend the performance gains/impairments

under various scenarios and quantify how factors arising from the design or implementation of a system (such as channel noise, receiver noise, diversity, interference, shadowing and multipath fast-fading attenuation, etc.) influence the overall performance.

In the conceptual definitions and interpretations, each APM captures different characteristics of the signal-to-noise ratio (SNR) distribution while still appearing as an averaged value of different non-linear transformation of that SNR distribution. For example, the degradation in ABER performance is interpreted as the increase in efficiency of transmission and hence in throughput while ACC performance is defined as the maximum throughput at which information can be error-free transferred. Further, OP performance is defined as the average probability that the SNR distribution falls below a given threshold value while OC performance is also described as the average probability that the information throughput is less than the required threshold information throughput. In the literature, the APM analyses are conventionally carried out using *probability density function* (PDF) or *cumulative distribution function* (CDF) of the SNR distribution. This approach is called PDF-based approach and usually more difficult to accomplish than expected, especially in case of combining diversity signals. Therefore, practitioners, engineers, and theoreticians in the science and engineering branch of wireless communications have always been captured by the notion of expressing some relationships among the APMs within closed-form analytical expressions that are simple in form and likewise easy to evaluate. For example, for additive white Gaussian noise (AWGN) channels, Simon and Alouini introduced in [2] a relationship between the ABER/ASER performance and the *moment-generating function* (MGF) of the SNR distribution, and this relationship was later called MGF-based approach and has been widely used in the literature of wireless communications [3, and references therein]. The other one is later exemplified in [4] by Annamalai et al. establishing a relationship between the ABER/ASER and the *characteristic function* (CF) as a robust alternative approach for the MGF-based ABER/ASER analysis. Besides that, Yilmaz and Alouini developed a new relationship in [5]–[7] to obtain ACC and in [8] to obtain *higher-order* ACC (HOACC) by using the MGF of the SNR distribution. For ACC and HOACC analyses for AWGN channels, Yilmaz and Alouini suggested in [9] the usage of the moments of SNR

Paper approved by ? . ????????, the Editor for ??????????. Manuscript received ??? ??, 2019; revised ??? ??, 2019.

F. Yilmaz is with Yıldız Technical University, Davutpaşa Campus, Faculty of Electrical & Electronics, Department of Computer Engineering, 34220 Esenler, Istanbul, Turkey (e-mail: ferkan@ce.yildiz.edu.tr).

This work is partially supported by Yıldız Technical University.

distribution. Further and distinctively, Verdú et al. proposed in [1] a novel relationship, which is noteworthy irrespective of the statistical characterization (e.g., PDF, CDF, MGF, or higher-order moments) of SNR distribution and regardless of the broadest SNR settings of the information transmission, to calculate the ACC performance using the *minimum mean-square error* (MMSE) measure, that is

$$\mathcal{C}_{avg}(\bar{\gamma}) = \int_0^{\bar{\gamma}} mmse(u) du, \quad (1)$$

where  $\bar{\gamma}$  denotes the average SNR. Moreover,  $\mathcal{C}_{avg}(\bar{\gamma})$  and  $mmse(\bar{\gamma})$  are the ACC performance and the MMSE measure, respectively, for a certain  $\bar{\gamma}$ . It is herewith worth noting that, among all the relationships mentioned above, only the one proposed by Verdú et al. is noteworthy and apparently irrespective of SNR distribution and a more information-theoretic relationship. In the theory of wireless communications, it is therefore important to investigate the existence of such relationships that are irrespective of SNR distribution. To the best of our knowledge, it has not been yet discovered how these APMs are related to each other. A tractable approach by which to engineer a relationship between any two given APMs has so far not been proposed in the literature. In this article, having been inspired by the work of Verdú et al. [1], we identify the similarity among APMs by using Lamperti's transformation [10], and thereby we propose a tractable approach, which we call *Lamperti's transformation* (LT)-based performance analysis, that enables us to establish a relationship between any two given APMs, one of which we want to calculate but is either experimentally difficult to measure or mathematically tedious to obtain. The other one we consider to use is either experimentally easy to measure or mathematically simple to derive. As such, the relationship we find using the (LT)-based approach is irrespective of SNR distribution and hence holds under a variety of SNR distribution and even all SNR settings of AWGN channels including the discrete-time and continuous-time channels, either in scalar or vector versions. Accordingly, using the LT-based approach we propose in Section II, we show that one APM can be either obtained or estimated by means of the other APMs, especially without knowing the statistical SNR characterization.

In particular, as an example application of the LT-based approach presented in Section II, we demonstrate in Section III how to calculate the ACC of a wireless digital communications system by using its ABER with the relationship, that is

$$\mathcal{C}_{avg}(\bar{\gamma}) = \int_0^{\infty} z(u) \{1 - \mathcal{E}_{avg}(u\bar{\gamma})\} du, \quad (2)$$

where  $\mathcal{E}_{avg}(\bar{\gamma})$  denotes the ABER measure, and  $z(u)$  denotes the auxiliary function that depends on the modulation scheme and will be defined in the sequel. By virtue of this relationship, we adopt a novel viewpoint in which we deduce that the ACC performance of a wireless digital communications system can be accurately predicted by specifically using its ABER

measures for a modulation scheme.<sup>1</sup>

The other two important APMs commonly used in wireless communications are the OP and OC performance. With the aid of the LT-based approach we propose, we show that the OP and the OC of a wireless communication system can be obtained by using its exact ACC performance, that is,

$$\mathcal{P}_{out}(\bar{\gamma}; \gamma_{th}) = \frac{1}{\pi} \Im \left\{ \mathcal{C}_{avg}(-\bar{\gamma}/\gamma_{th}) \right\}, \quad (3)$$

$$\mathcal{C}_{out}(\bar{\gamma}; C_{th}) = \frac{1}{\pi} \Im \left\{ \mathcal{C}_{avg}(-\bar{\gamma}/(e^{C_{th}} - 1)) \right\}, \quad (4)$$

where  $\mathcal{P}_{out}(\bar{\gamma}; \gamma_{th})$  and  $\mathcal{C}_{out}(\bar{\gamma}; C_{th})$  denote the OP for a certain SNR threshold  $\gamma_{th}$  and the OC for a certain information throughput threshold  $C_{th}$ , respectively.  $\Im \{ \cdot \}$  denotes the imaginary part of the term enclosed. Using the exact ACC expressions, we can calculate the OP and hence therefrom find out the PDF of the SNR distribution to which the information transmission is theoretically subjected. Let  $\gamma$  denote the SNR distribution. Then, we show that its PDF  $f_{\gamma}(x; \bar{\gamma})$  is given by

$$f_{\gamma}(x; \bar{\gamma}) = \frac{1}{\pi} \Im \left\{ \frac{\partial}{\partial x} \mathcal{C}_{avg}(-\bar{\gamma}/x) \right\}. \quad (5)$$

Using the PDF-based approach With the help of this result, we notice that the other APMs can be derived from the exact ACC results. Consequently, viewed from a somewhat broader perspective, the LT-based approach opens a set of new ideas and techniques in communications theory.

The remainder of the article is organized as follows. In Section II, we introduce the LT and the LDS of APMs and then propose an LT-based approach to establish relationships among APMs. By virtue of this LT-based approach, we propose in Section III a novel relationship to obtain the ACC of any communication system from its ABER, and thereafter in Section IV another novel relationship to find its OP and OC measures from its exact ACC. Finally, our conclusions are drawn in the last section.

## II. BACKGROUND ON THE RELATIONSHIPS AMONG APMs

In wireless communications, many parameters and factors originating from design, implementation, and environmental

<sup>1</sup>One of the most important practical questions that arise when we design a wireless digital communications system is to ask how much information can be error-freely transferred in a given time period, which encourages the usage of ACC. However, ACC is a ghost-like measure difficult to be predicted practically and experimentally [3], [11], especially since being defined as *a theoretical upper-bound* to the throughput at which the information can be reliably transferred in a given time period [12]–[14]. On the other hand, the prediction of the ABER is practically more trivial and less costly when compared to that of the ACC; the basic concept is therein to transmit the pseudo-random and equiprobable information symbols through the channel and, after detection, to find the average rate of the erroneous received bits given the total transmitted bits. It is usually expressed as a ratio. For example, if 5 bit errors occur in one million bits transferred, the ABER is 5/1000000 or  $5 \times 10^{-6}$ . It is therefore a measure of the quality of transmitting, receiving, transmission channel and its environment as it takes into consideration the underlying SNR details and various SNR settings such as noise, jitter, attenuation, fading, and any error detection and correction schemes. When predicting the ABER performance measure (i.e., while counting the erroneous received bits), we actually do not need to know the SNR distribution. However, the prediction of ACC varies according to the SNR distribution, and hence for which not only the statistical characterization of the SNR distribution but also the broadest SNR settings of the information transmission are essential but not always possible.

conditions influence the SNR distribution that is denoted by  $\gamma$  and typically identified as a function  $\gamma: \mathbb{R}^L \rightarrow \mathbb{R}_+$ , where  $L$  denotes the number of SNR settings, that is,  $\gamma \equiv \gamma(\Psi)$ , where  $\Psi = [\Psi_1, \Psi_2, \dots, \Psi_L]$  denotes the SNR settings/configuration of information transmission, and the joint PDF  $\Psi$  is given as  $p_\Psi(\psi)$ , where  $\psi = [\psi_1, \psi_2, \dots, \psi_L]^2$  without loss of generality. The *performance measures* (PMs) capture different characteristics of SNR distribution and enhance the understanding of physical and practical scenarios. Let us choose two different PMs, i.e.,  $\mathcal{G}(\gamma)$  and  $\mathcal{H}(\gamma)$ , each of which is certainly continuous and a monotonically increasing or decreasing function.<sup>3</sup> The APM  $\mathcal{G}_{avg}(\bar{\gamma}) = \mathbb{E}[\mathcal{G}(\gamma(\Psi))]$  can be properly written conditioned on the parameters  $\Psi$ , that is

$$\mathcal{G}_{avg}(\bar{\gamma}) = \underbrace{\int \int \dots \int}_{L\text{-fold}} \mathcal{G}(\gamma(\psi)) p_\Psi(\psi) d\psi, \quad (6)$$

where  $\bar{\gamma} \triangleq \mathbb{E}[\gamma(\Psi)] \in \mathbb{R}_+$  denotes the average SNR given by

$$\bar{\gamma} = \underbrace{\int \int \dots \int}_{L\text{-fold}} \gamma(\Psi) p_\Psi(\psi) d\psi. \quad (7)$$

Accordingly, as for the performance measure  $\mathcal{H}(\gamma)$ , the APM  $\mathcal{H}_{avg}(\bar{\gamma}) = \mathbb{E}[\mathcal{H}(\gamma(\Psi))]$  can also be rewritten in the form of (6). Without loss of generality, we suppose that, as compared to  $\mathcal{H}_{avg}(\bar{\gamma})$ ,  $\mathcal{G}_{avg}(\bar{\gamma})$  is either mathematically more tractable for obtaining closed-form results, or numerically more efficient to compute, or experimentally easier to measure. Particularly, for a certain set of average SNRs  $\{\bar{\gamma}_1, \bar{\gamma}_2, \dots, \bar{\gamma}_N\}$ ,  $N \in \mathbb{N}$ , we can experimentally obtain a measurement set

$$S_N = \{(\bar{\gamma}_n, \mathcal{G}_{avg}(\bar{\gamma}_n)) \mid n = 0, 1, 2, \dots, N\} \quad (8)$$

From the viewpoints outlined previously, we attempt to define a relationship from  $\mathcal{G}_{avg}(\bar{\gamma})$  to  $\mathcal{H}_{avg}(\bar{\gamma})$  irrespective of SNR distribution. Our intuitive approach is thus search for a linear relationship with a SNR invariant filter, that is

$$\mathcal{H}_{avg}(\bar{\gamma}) = \mathcal{Z}_N(\mathcal{G}_{avg}(\bar{\gamma}_1), \mathcal{G}_{avg}(\bar{\gamma}_2), \dots, \mathcal{G}_{avg}(\bar{\gamma}_N)), \quad (9)$$

where  $\mathcal{Z}_N(g_1, g_2, \dots, g_N)$  is the auxiliary function required to establish the relationship, and in general, rewritten as a multivariate linear function  $\mathcal{Z}_N(g_1, g_2, \dots, g_N) = \sum_{n=1}^N z_n g_n$ , where  $z_1, z_2, \dots, z_N$  are required. Placing this linear function into (9), and therein without loss of generality, interpreting each average SNR as a dilation of  $\bar{\gamma}$  (i.e.,  $\forall n \in \{1, 2, \dots, N\}$ ,  $\bar{\gamma}_n = \lambda_n \bar{\gamma}$  with a certain dilation  $\lambda_n \in \mathbb{R}_+$ ), we have

$$\mathcal{H}_{avg}(\bar{\gamma}) = \sum_{n=1}^N z_n \mathcal{G}_{avg}(\lambda_n \bar{\gamma}), \quad (10)$$

which suggests using the self-similarity (or scale invariance) properties of  $\mathcal{H}_{avg}(\bar{\gamma})$  under positive  $\lambda_1, \lambda_2, \dots, \lambda_N$  scaling

<sup>2</sup>Without loss of generality, we assume that, for all  $\ell \in \{1, 2, \dots, L\}$ ,  $\Psi_\ell$  is either a random distribution with the PDF  $p_{\Psi_\ell}(\psi) = \mathbb{E}[\delta(\psi - \Psi_\ell)]$  or a constant value that could also be viewed as a random distribution with the PDF  $p_{\Psi_\ell}(\psi) = \delta(\psi - \Psi_\ell)$ , where  $\delta(\cdot)$  denotes Dirac's delta function [15, Eq.(1.8.1)]. Further,  $\Psi_1, \Psi_2, \dots, \Psi_L$  do not need to be uncorrelated, so their joint PDF is given by  $p_\Psi(\psi) = \prod_{\ell=1}^L p_{\Psi_\ell}(\psi_\ell)$ .

<sup>3</sup>If  $f(x)$  is both continuous and monotonically increasing or decreasing, then  $f^{(n)}(x) = (\partial/\partial x)^n f(x)$  exists almost everywhere for all  $n \in \mathbb{N}$ , such that  $f^{(m)}(x) f^{(n)}(x) \geq 0$  when  $m \neq n$ .

values. Once acknowledged as an important feature [10], [16], self-similarity is indeed a fundamental property for handling physical phenomena.

**Definition 1** (Dilation operator). *Let  $\mathcal{X}(\bar{\gamma})$  be an APM measured for a specific average SNR  $\bar{\gamma}$ . The dilation operator  $\mathfrak{D}_{H, \bar{\gamma}}\{\cdot\}(\lambda)$  is defined as*

$$\mathfrak{D}_{H, \bar{\gamma}}\{\mathcal{X}(\bar{\gamma})\}(\lambda) \triangleq \lambda^H \mathcal{X}(\lambda \bar{\gamma}), \quad (11)$$

where  $\lambda \in \mathbb{R}_+$  and  $H \in \mathbb{R}$  denote the dilation and the Hurst exponent, respectively.  $\square$

Accordingly, the performance  $\mathcal{H}_{avg}(\bar{\gamma})$  is said to be scale invariant (or self-similar) with a specific scaling exponent  $H$  if and only if the following condition is provided, that is

$$\mathfrak{D}_{H, \bar{\gamma}}\{\mathcal{H}_{avg}(\bar{\gamma})\}(\lambda) \triangleq \mathcal{H}_{avg}(\bar{\gamma}) \text{ for all } \lambda \in \mathbb{R}_+. \quad (12)$$

Although the property of scale invariance is quite convenient to interpret physical phenomena, it has not attracted much attention in the literature of wireless communications theory. For example, the fractional moments of SNR distribution (i.e., the power fluctuations of the additive noise) is scale invariant with respect to the average SNR.<sup>4</sup> However, since the property of scale invariance, which is defined in (12), does not hold for all APMs, we consider the *Lamperti's transformation* (LT) to extend the dilation to an exponential dilation.

**Definition 2** (Lamperti's transformation). *Let  $\mathcal{X}(\bar{\gamma})$  be an APM measured for an average SNR of  $\bar{\gamma}$ . Lamperti's inverse transformation  $\mathfrak{L}_{H, \bar{\gamma}}^{-1}\{\cdot\}(\lambda)$  exercised on  $\mathcal{X}(\bar{\gamma})$  is defined by*

$$\mathfrak{L}_{H, \bar{\gamma}}^{-1}\{\mathcal{X}(\bar{\gamma})\}(\lambda) \triangleq e^{H\lambda} \mathcal{X}(e^{-\lambda} \bar{\gamma}) = \mathcal{L}_X(\lambda, \bar{\gamma}), \quad (13)$$

for all  $\lambda \in \mathbb{R}_+$ , where the direct transformation  $\mathfrak{L}_{H, \lambda}\{\cdot\}(\bar{\gamma})$  is called *Lamperti's transformation* defined by

$$\mathfrak{L}_{H, \lambda}\{\mathcal{L}_X(\lambda, \bar{\gamma})\}(\bar{\gamma}) \triangleq \bar{\gamma}^H \mathcal{L}_X(-\log(\bar{\gamma}), 1) = \mathcal{X}(\bar{\gamma}), \quad (14)$$

such that  $\mathfrak{L}_{H, \lambda}\{\mathfrak{L}_{H, \bar{\gamma}}^{-1}\{\mathcal{X}(\bar{\gamma})\}(\lambda)\}(\bar{\gamma}) \triangleq \mathcal{X}(\bar{\gamma})$ .  $\square$

The *Lamperti's inverse transformation* (LIT) of an APM, once explained in what follows, has some useful properties in Fourier domain, namely the fact that its Fourier spectrum remains constant for any dilation of the average SNR. Hence, these constant quantities defines the similarities among APMs, verily allowing an APM to be estimated using the other APMs. Appropriately, we obtain the LIT of  $\mathcal{H}_{avg}(\bar{\gamma})$  as

$$\mathfrak{L}_{H, \bar{\gamma}}^{-1}\{\mathcal{H}_{avg}(\bar{\gamma})\}(\lambda) \triangleq e^{H\lambda} \mathcal{H}_{avg}(e^{-\lambda} \bar{\gamma}) \quad (15)$$

whose Fourier spectrum with respect to the dilation  $\lambda \in \mathbb{R}_+$  is called the *Lamperti's dilation spectrum* (LDS) and invariant with respect to the dilation of  $\bar{\gamma}$ . Taking (10) into consideration, we deduce that an analytical relationship between two APM could be established involving the dilation of  $\bar{\gamma}$ .

<sup>4</sup> Let  $\mu_\gamma(n; \bar{\gamma})$  be the  $n$ th moment of the SNR  $\gamma$ , i.e.,  $\mu_\gamma(n; \bar{\gamma}) = \mathbb{E}[\gamma^n]$  where  $n \in \mathbb{R}_+$ . Accordingly, using  $\mu_\gamma(n; \lambda \bar{\gamma}) = \lambda^n \mu_\gamma(n; \bar{\gamma})$ , the fractional moments of SNR can be shown to be scale invariant with respect to the average SNR  $\bar{\gamma}$ , that is,

$$\mathfrak{D}_{H, \bar{\gamma}}\{\mu_\gamma(n; \bar{\gamma})\}(\lambda) = \mu_\gamma(n; \bar{\gamma}) \quad (\text{F.4.1})$$

with Hurst exponent  $H = -n$ .

**Theorem 1** (Lamperti's dilation spectrum). *Let  $\mathcal{X}(\bar{\gamma})$  be an APM. Then, the LDS of  $\mathcal{X}(\bar{\gamma})$  is defined as*

$$\tilde{\mathcal{X}}(\omega, \bar{\gamma}) \triangleq \mathfrak{F}_\lambda \left\{ \mathfrak{L}_{H, \bar{\gamma}}^{-1} \left\{ \mathcal{X}(\bar{\gamma}) \right\}(\lambda) \right\}(\omega), \quad \omega \in \mathbb{R}, \quad (16)$$

where  $\mathfrak{F}_\lambda \{ \cdot \}(\cdot)$  denotes Fourier's transform (FT)<sup>5</sup>.  $\tilde{\mathcal{X}}(\omega, \bar{\gamma})$  is scale invariant with respect to the average SNR  $\bar{\gamma}$ , i.e.,

$$\mathfrak{D}_{H+i\omega, k} \{ \tilde{\mathcal{X}}(\omega, \bar{\gamma}) \} \triangleq \tilde{\mathcal{X}}(\omega, \bar{\gamma}), \quad k \in \mathbb{R}_+. \quad (17)$$

where  $i = \sqrt{-1}$  denotes imaginary number.

*Proof.* In accordance with the definition of the FT, the spectrum  $\tilde{\mathcal{X}}(\omega, \bar{\gamma})$ , given in (16), can be written as<sup>5</sup>

$$\tilde{\mathcal{X}}(\omega, \bar{\gamma}) \triangleq \int_{-\infty}^{+\infty} e^{i\omega\lambda} \mathfrak{L}_{H, \bar{\gamma}}^{-1} \left\{ \mathcal{X}(\bar{\gamma}) \right\}(\lambda) d\lambda, \quad (18a)$$

$$= \int_{-\infty}^{+\infty} e^{(H+i\omega)\lambda} \mathcal{X}(e^{-\lambda} \bar{\gamma}) d\lambda, \quad (18b)$$

where the Hurst exponent  $H \in \mathbb{R}$  has to be suitably and carefully chosen in such a way, which is explained in the following theorem, to guarantee the convergence/existence of the FT. Further, changing the variable  $e^{-\lambda\bar{\gamma}} \rightarrow \beta$  in (18b) results in  $\tilde{\mathcal{X}}(\omega, \bar{\gamma}) = \bar{\gamma}^{H+i\omega} \int_0^{+\infty} \beta^{-H-1-i\omega} \mathcal{X}(\beta) d\beta$ , where setting  $\bar{\gamma} \rightarrow k\bar{\gamma}$  yields  $\tilde{\mathcal{X}}(\omega, k\bar{\gamma}) = k^{H+i\omega} \tilde{\mathcal{X}}(\omega, \bar{\gamma})$  for all  $k \in \mathbb{R}_+$ . Using Definition 1, this result can be easily simplified to (17), which proves Theorem 1.  $\square$

Since FT is an improper integral, the conditions for the existence of LDS are complicated to state in general but are sufficiently given in the following theorem.

**Theorem 2** (Existence of Lamperti's dilation spectrum). *Let  $\mathcal{X}(\bar{\gamma})$  be an APM. If*

$$\mathcal{X}(\bar{\gamma}) = O(\bar{\gamma}^{-\alpha}) \text{ for } \bar{\gamma} \rightarrow 0^+, \quad (19)$$

$$\mathcal{X}(\bar{\gamma}) = O(\bar{\gamma}^{-\beta}) \text{ for } \bar{\gamma} \rightarrow +\infty, \quad (20)$$

such that  $\alpha < \beta$ , then the LDS  $\tilde{\mathcal{X}}(\omega, \bar{\gamma})$  exists for any Hurst exponent  $H \in (\alpha, \beta)$ .

*Proof.* Let  $\mathcal{L}_\mathcal{X}(\lambda, \bar{\gamma})$  be the LIT of  $\mathcal{X}(\bar{\gamma})$ , i.e.,  $\mathcal{L}_\mathcal{X}(\lambda, \bar{\gamma}) \equiv \mathfrak{L}_{H, \bar{\gamma}}^{-1} \left\{ \mathcal{X}(\bar{\gamma}) \right\}(\lambda)$ , and suppose that  $\int_0^\lambda |\mathcal{L}_\mathcal{X}(u, \bar{\gamma})| du < \infty$  for any finite dilation  $\lambda \in \mathbb{R}_+$ . As per the existence conditions of FT [17], whenever  $\mathcal{L}_\mathcal{X}(\lambda, \bar{\gamma})$  is of exponential order, its FT certainly exists, that is,

$$\mathcal{L}_\mathcal{X}(\lambda, \bar{\gamma}) = \begin{cases} e^{H\lambda} O(e^{-\alpha\lambda}) & \text{as } \lambda \rightarrow -\infty, \\ e^{H\lambda} O(e^{-\beta\lambda}) & \text{as } \lambda \rightarrow +\infty, \end{cases} \quad (21)$$

<sup>5</sup> Let  $\phi: \mathbb{R} \rightarrow \mathbb{R}$  be a real-valued and monotonic function locally integrable and differentiable. It is further assumed that  $\phi(\gamma)$  is continuous over  $\gamma \in \mathbb{R}$ . Then, the Fourier's transform (FT) is defined as

$$\Phi(\omega) = \mathfrak{F}_\gamma \{ \phi(\gamma) \}(\omega) \triangleq \int_{-\infty}^{+\infty} e^{i\omega\gamma} \phi(\gamma) d\gamma, \quad (\text{F.5.1})$$

where  $\omega \in \mathbb{R}$  denotes the frequency scale and  $i = \sqrt{-1}$  denotes imaginary number, and where the sufficient condition for the existence of Fourier's transform is given by  $\int_{-\infty}^{+\infty} |\phi(\gamma)|^2 d\gamma < \infty$ . Further, the inverse Fourier's transform (IFT) of  $\Phi(\omega)$  is defined as

$$\phi(\gamma) = \mathfrak{F}_\omega^{-1} \{ \Phi(\omega) \}(\gamma) \triangleq \frac{1}{2\pi} \int_{-\infty}^{+\infty} \Phi(\omega) e^{-i\omega\gamma} d\omega. \quad (\text{F.5.2})$$

For more information, the readers and researchers are referred to [17], [18].

which implies that  $\alpha < H$  and  $H < \beta$ . Thus,  $\tilde{\mathcal{X}}(\omega, \bar{\gamma})$  exists for any Hurst exponent  $H \in (\alpha, \beta)$ . Applying the LT to (21) yields  $\mathcal{X}(\bar{\gamma}) = O(\bar{\gamma}^{-\alpha})$  as  $\bar{\gamma} \rightarrow 0^+$  and  $\mathcal{X}(\bar{\gamma}) = O(\bar{\gamma}^{-\beta})$  as  $\bar{\gamma} \rightarrow \infty$ , which proves Corollary 2.  $\square$

Note that, noticing the precise description of how the LDS changes while from the average SNR  $\bar{\gamma}$  to its dilated version  $\lambda\bar{\gamma}$ ,  $\lambda \in \mathbb{R}_+$ , we consider that Theorem 1 is so much beneficial to extract the features of APM and especially the similarities and differences among APMs. Accordingly, we can establish theoretical relationships between two APMs using the ratio of their LDSs given the following Theorem 3.

**Theorem 3** (Similarity between Lamperti's dilation spectrums). *The two APMs  $\mathcal{X}(\bar{\gamma})$  and  $\mathcal{Y}(\bar{\gamma})$  are similar iff their LDSs  $\tilde{\mathcal{X}}(\omega, \bar{\gamma})$  and  $\tilde{\mathcal{Y}}(\omega, \bar{\gamma})$  provide*

$$\frac{\tilde{\mathcal{X}}(\omega, \lambda_1 \bar{\gamma})}{\tilde{\mathcal{Y}}(\omega, \lambda_2 \bar{\gamma})} \triangleq \lambda^{H+i\omega}, \quad (22)$$

for all  $\lambda_1, \lambda_2 \in \mathbb{R}_+$ , where  $\lambda = \lambda_2/\lambda_1$ .

*Proof.* The proof is obvious using Theorem 1.  $\square$

In order to establish an analytical relationship between two APMs  $\mathcal{G}_{avg}(\bar{\gamma})$  and  $\mathcal{H}_{avg}(\bar{\gamma})$ , we need to find out whether there exists a similarity between them by using Theorem 3, and hence in accordance with Theorem 2 obtain the LDS of  $\mathcal{G}_{avg}(\bar{\gamma})$  as

$$\tilde{\mathcal{G}}_{avg}(\omega, \bar{\gamma}) \triangleq \mathfrak{F}_\lambda \left\{ \mathfrak{L}_{H, \bar{\gamma}}^{-1} \left\{ \mathcal{G}_{avg}(\bar{\gamma}) \right\}(\lambda) \right\}(\omega), \quad (23)$$

with the Hurst exponent  $H \in (\alpha_G, \beta_G)$ , and subsequently the LDS of  $\mathcal{H}_{avg}(\bar{\gamma})$  as

$$\tilde{\mathcal{H}}_{avg}(\omega, \bar{\gamma}) \triangleq \mathfrak{F}_\lambda \left\{ \mathfrak{L}_{H, \bar{\gamma}}^{-1} \left\{ \mathcal{H}_{avg}(\bar{\gamma}) \right\}(\lambda) \right\}(\omega), \quad (24)$$

with the Hurst exponent  $H \in (\alpha_H, \beta_H)$ . Accordingly, the ratio of  $\tilde{\mathcal{H}}_{avg}(\omega, \bar{\gamma})$  and  $\tilde{\mathcal{G}}_{avg}(\omega, \bar{\gamma})$  does essentially exist for  $H \in (\max(\alpha_G, \alpha_H), \min(\beta_G, \beta_H))$  and is readily obtained by applying (16) on (10) and then using (17), that is

$$\frac{\tilde{\mathcal{H}}_{avg}^*(\omega, \bar{\gamma})}{\tilde{\mathcal{G}}_{avg}^*(\omega, \bar{\gamma})} \triangleq \sum_{n=1}^N z_n \lambda_n^{H-i\omega}, \quad (25)$$

where the superscript \* denotes the complex conjugation. It is worth emphasizing that (25) is noteworthy independent of  $\bar{\gamma}$ . Further, the dilations are positive, i.e.,  $\lambda_n \in \mathbb{R}_+$  for all  $n \in \{1, 2, \dots, N\}$ . The right side of (25) can be therefore observed as a signal filter whose parameters  $\{z_n\}_1^N$  and  $\{\lambda_n\}_1^N$  are to be determined independently from  $\bar{\gamma}$ . With that context, note that the LT of Dirac's delta function is given by

$$\mathfrak{L}_{H, u}^{-1} \{ \delta(u - \lambda_n) \}(\lambda) = e^{H\lambda} \delta(e^{-\lambda} u - \lambda_n), \quad (26)$$

for any Hurst exponent  $H \in \mathbb{R}$  and any dilation  $\lambda_n \in \mathbb{R}_+$ , where  $\delta(\cdot)$  denotes Dirac's delta function [15, Eq.(1.8.1)]. By using this result, the LDS of Dirac's delta function, i.e., the FT of (26) is obtained as

$$\Delta_n(\omega, H) \triangleq \mathfrak{F}_\lambda \left\{ \mathfrak{L}_{H, u}^{-1} \{ \delta(u - \lambda_n) \}(\lambda) \right\}(\omega), \quad (27a)$$

$$= \int_{-\infty}^{+\infty} e^{i\omega\lambda} \mathfrak{L}_{H, u}^{-1} \{ \delta(u - \lambda_n) \}(\lambda) d\lambda, \quad (27b)$$

$$= \lambda_n^{-(H+1)-i\omega} u^{H+i\omega}. \quad (27c)$$

As a consequence of (27), and examining the right part of (25), we can now write  $\lambda_n^{H-i\omega} = \Delta_n(\omega, -(H+1))/u^{-(H+1)+i\omega}$  and hence reduce (25) to

$$\sum_{n=1}^N z_n \lambda_n^{H-i\omega} = \frac{\mathfrak{F}_\lambda \left\{ \mathfrak{L}_{-(H+1),u}^{-1} \{ \mathcal{Z}_N(u) \} (\lambda) \right\} (\omega)}{u^{-(H+1)+i\omega}}, \quad (28)$$

where  $\mathcal{Z}_N(u)$  is an auxiliary function deduced from (10) as

$$\mathcal{Z}_N(u) = \sum_{n=1}^N z_n \delta(u - \lambda_n), \quad (29)$$

where we need to determine the weights  $z_1, z_2, \dots, z_N$  and the dilations  $\lambda_1, \lambda_2, \dots, \lambda_N$ . Within that context, we reasonably deduce that  $\mathcal{Z}_N(u)$  is a discretized version of the continuous auxiliary function  $\mathcal{Z}(u)$  in such a way that, for all  $n \in \{1, 2, \dots, N\}$ , we implicitly consider  $z_n$  as a sample taken from  $\mathcal{Z}(u)$  at the dilation  $\lambda_n$  and therein choose the total number of samples  $N$  as large as possible according to the required precision, i.e.,  $\mathcal{Z}(u) = \lim_{N \rightarrow \infty} \mathcal{Z}_N(u)$ . Accordingly, we can establish a relationship between two APMs as described in the following theorem.

**Theorem 4** (Relationship between two APMs). *A relationship between two APMs  $\mathcal{G}_{avg}(\bar{\gamma})$  and  $\mathcal{H}_{avg}(\bar{\gamma})$  is given by*

$$\mathcal{H}_{avg}(\bar{\gamma}) = \int_0^\infty \mathcal{Z}(u) \mathcal{G}_{avg}(u\bar{\gamma}) du, \quad (30)$$

where  $\mathcal{Z}(u)$  is an auxiliary function defined by

$$\mathcal{Z}(u) = \mathfrak{L}_{-(H+1),\lambda}^{-1} \left\{ \mathfrak{F}_\omega^{-1} \left\{ \frac{u^{i\omega} \tilde{\mathcal{H}}_{avg}^*(\omega, \bar{\gamma})}{u^{H+1} \tilde{\mathcal{G}}_{avg}^*(\omega, \bar{\gamma})} \right\} \{ \lambda \} \right\} (u), \quad (31)$$

whose existence is verified by choosing such Hurst exponent  $H$  that the FTs given in both (23) and (24) are convergent.

*Proof.* Referring to (10), which is the relationship we intend to achieve, we attempt to obtain the APM  $\mathcal{H}_{avg}(\bar{\gamma})$  for a certain average SNR  $\bar{\gamma}$  by exercising only the measurement set  $\mathcal{S}_N$  that is either experimentally measured or theoretically attained in (8) for the other APM  $\mathcal{G}_{avg}(\bar{\gamma})$ . Using [15, Eq.(1.8.1/1)], we can regulate and re-express the dilated performance  $\mathcal{G}_{avg}(\lambda_n \bar{\gamma})$  as  $\mathcal{G}_{avg}(\lambda_n \bar{\gamma}) = \int_0^\infty \delta(u - \lambda_n) \mathcal{G}_{avg}(u\bar{\gamma}) du$ , and therefrom we readily rewrite (10) using the discrete auxiliary function  $\mathcal{Z}_N(u)$  that is given in (29) as

$$\mathcal{H}_{avg}(\bar{\gamma}) = \lim_{N \rightarrow \infty} \sum_{n=1}^N z_n \int_0^\infty \delta(u - \lambda_n) \mathcal{G}_{avg}(u\bar{\gamma}) du, \quad (32a)$$

$$= \lim_{N \rightarrow \infty} \int_0^\infty \sum_{n=1}^N z_n \delta(u - \lambda_n) \mathcal{G}_{avg}(u\bar{\gamma}) du, \quad (32b)$$

$$= \lim_{N \rightarrow \infty} \int_0^\infty \mathcal{Z}_N(u) \mathcal{G}_{avg}(u\bar{\gamma}) du, \quad (32c)$$

$$= \int_0^\infty \mathcal{Z}(u) \mathcal{G}_{avg}(u\bar{\gamma}) du, \quad (32d)$$

which proves the relationship given in (30). Additionally, with the aid of the result that we plainly obtain substituting the left-hand side of (25) into (28), we simplify the problem of finding the weights  $z_1, z_2, \dots, z_N$  and the dilations  $\lambda_1, \lambda_2, \dots, \lambda_N$  to achieving the LDS the continuous auxiliary function  $\mathcal{Z}(u)$ .

In more details, using  $\mathcal{Z}(u) = \lim_{N \rightarrow \infty} \mathcal{Z}_N(u)$  and referring both to (25) and (28), we have

$$\frac{\tilde{\mathcal{H}}_{avg}^*(\omega, \bar{\gamma})}{\tilde{\mathcal{G}}_{avg}^*(\omega, \bar{\gamma})} \triangleq \frac{\mathfrak{F}_\lambda \left\{ \mathfrak{L}_{-(H+1),u}^{-1} \{ \mathcal{Z}(u) \} (\lambda) \right\} (\omega)}{u^{-(H+1)+i\omega}}, \quad (33)$$

for any Hurst exponent  $H$  such that the FTs of (23) and (24) are convergent. After some algebraic manipulations, the LDS of  $\mathcal{Z}(u)$  is obtained as

$$\mathfrak{F}_\lambda \left\{ \mathfrak{L}_{-(H+1),u}^{-1} \{ \mathcal{Z}(u) \} (\lambda) \right\} (\omega) = \frac{u^{i\omega} \tilde{\mathcal{H}}_{avg}^*(\omega, \bar{\gamma})}{u^{H+1} \tilde{\mathcal{G}}_{avg}^*(\omega, \bar{\gamma})}. \quad (34)$$

where applying the IFT and then the LT, we readily deduce the continuous auxiliary function  $\mathcal{Z}(u)$  as (31), which completes the proof of Theorem 4.  $\square$

The relationship between  $\mathcal{H}_{avg}(\bar{\gamma})$  and  $\mathcal{G}_{avg}(\bar{\gamma})$  enables us to investigate  $\mathcal{H}_{avg}(\bar{\gamma})$  approximately using *Gauss-Chebyshev quadrature* (GCQ) formula [6, Eq. (11a) and (11b)], that is

$$\mathcal{H}_{avg}(\bar{\gamma}) \approx \sum_{n=1}^N w_n \mathcal{Z}(\lambda_n) \mathcal{G}_{avg}(\lambda_n \bar{\gamma}), \quad (35a)$$

$$= \sum_{n=1}^N z_n \mathcal{G}_{avg}(\lambda_n \bar{\gamma}), \quad (35b)$$

which is called the *quadrature-based prediction* (QBP) technique, where the dilation is  $\lambda_n = \tan(\frac{\pi}{4} \cos(\frac{2n-1}{2N}\pi) + \frac{\pi}{4})$  and the weight is  $w_n = \frac{\pi^2}{4N} \sin^2(\frac{2n-1}{2N}\pi) \sec^2(\frac{\pi}{4} \cos(\frac{2n-1}{2N}\pi) + \frac{\pi}{4})$ . Note that  $N$  has to be chosen as large as possible for an accurate approximation. The existence of such a relationship between  $\mathcal{H}_{avg}(\bar{\gamma})$  and  $\mathcal{G}_{avg}(\bar{\gamma})$  depends on the existence of their LTs as explained in the following theorem.

**Theorem 5** (Existence of a Relationship Between Two APMs). *Assume that the LDS of  $\mathcal{G}_{avg}(\bar{\gamma})$  exist for any Hurst exponent  $H \in (\alpha_G, \beta_G)$ , and  $\mathcal{H}_{avg}(\bar{\gamma})$  for any Hurst exponent  $H \in (\alpha_H, \beta_H)$ . The relationship given by Theorem 4, certainly exists iff  $(\alpha_H, \beta_H) \cap (\alpha_G, \beta_G) \neq \emptyset$ .*

*Proof.* The proof is evident referring to the existence of (34) based on Corollary 2.  $\square$

#### A. Relation to Mellin's Transform

The relationship between two APMs, which is given in Theorem 4, and whose existence is proven in Theorem 5 using the LDSs of the APMs, is a multiplicative kind of integral transform known as Mellin's convolution [19]–[22] in the literature. It can be therefore readily understood by non-specialists in integral transforms and special functions, and however derived using a more general analysis based on higher transcendental functions, such as Fox's H function [21]. Accordingly, the pairs of MT and inverse Mellin's transform (IMT), which are given largely in several satisfactory tables [19], yield not only fast numerical computations and also tractable closed-form results. As such, the auxiliary function  $\mathcal{Z}(u)$  can be readily obtained in terms of Mellin's transforms of the performance metrics with respect to the average SNR. The MT of  $\mathcal{H}_{avg}(\bar{\gamma})$  is written as  $\mathfrak{M}_{\bar{\gamma}} \{ \mathcal{H}_{avg}(\bar{\gamma}) \} (s) = \int_0^\infty \bar{\gamma}^{s-1} \mathcal{H}_{avg}(\bar{\gamma}) d\bar{\gamma}$ , where

$\mathfrak{M}\{\cdot\}(\cdot)$  denotes the MT,<sup>6</sup> and therein substituting (30) and then using [19, Eq. (1.2)] after changing the order of integrals, we write

$$\mathfrak{M}_{\bar{\gamma}}\{\mathcal{H}_{avg}(\bar{\gamma})\}(s) = \int_0^\infty \mathcal{Z}(u) \left\{ \int_0^\infty \bar{\gamma}^{s-1} \mathcal{G}_{avg}(u\bar{\gamma}) d\bar{\gamma} \right\} du,$$

where making use of  $\mathfrak{M}_{\bar{\gamma}}\{\mathcal{G}_{avg}(\bar{\gamma})\}(s) = \int_0^\infty \bar{\gamma}^{s-1} \mathcal{G}_{avg}(\bar{\gamma}) d\bar{\gamma}$  and  $\mathfrak{M}_u\{\mathcal{Z}(u)\}(s) = \int_0^\infty u^{s-1} \mathcal{Z}(u) du$  yields

$$\mathfrak{M}_u\{\mathcal{Z}(u)\}(s) = \frac{\mathfrak{M}_{\bar{\gamma}}\{\mathcal{H}_{avg}(\bar{\gamma})\}(1-s)}{\mathfrak{M}_{\bar{\gamma}}\{\mathcal{G}_{avg}(\bar{\gamma})\}(1-s)}, \quad (36)$$

where applying the IMT results in the auxiliary function  $\mathcal{Z}(u)$ , that is given by

$$\mathcal{Z}(u) = \mathfrak{M}_s^{-1} \left\{ \frac{\mathfrak{M}_{\bar{\gamma}}\{\mathcal{H}_{avg}(\bar{\gamma})\}(1-s)}{\mathfrak{M}_{\bar{\gamma}}\{\mathcal{G}_{avg}(\bar{\gamma})\}(1-s)} \right\}(u), \quad (37)$$

where  $\mathfrak{M}^{-1}\{\cdot\}(\cdot)$  denotes the IMT.<sup>6</sup>

### B. Experimental Usage

In general practical investigation of system performance, we notice the fact, where not knowing the broadest SNR settings of information transmission and hence not having the statistical characterization of the SNR distribution, we want to calculate the APM  $\mathcal{H}_{avg}(\bar{\gamma})$ , which is experimentally difficult to measure or mathematically tedious to obtain, by using the other APM  $\mathcal{G}_{avg}(\bar{\gamma})$ , which is experimentally easy to measure or mathematically simple to obtain. In Theorem 4, let us assume that the APM  $\mathcal{G}_{avg}(\bar{\gamma})$  is experimentally measured for

$$\bar{\gamma}_1 \leq \bar{\gamma}_2 \leq \dots \leq \bar{\gamma}_{N-1} \leq \bar{\gamma}_N, \quad (38)$$

where we arbitrarily choose  $\bar{\gamma}_n$  as  $-\bar{\gamma}_{dB} < 10 \log_{10}(\bar{\gamma}_n) < \bar{\gamma}_{dB}$  for all  $n \in \{1, 2, \dots, N\}$  and hence therefrom obtain the measurement set  $\mathcal{S}_N = \{(\bar{\gamma}_1, \mathcal{G}_1), (\bar{\gamma}_2, \mathcal{G}_2), \dots, (\bar{\gamma}_N, \mathcal{G}_N)\}$ , where  $\mathcal{G}_n = \mathcal{G}_{avg}(\bar{\gamma}_n)$  for all  $n \in \{1, 2, \dots, N\}$ . There are many interpolation techniques [23]–[25] implemented as a built-in function in standard mathematical software packages such as MATHEMATICA®, MAPLE® and MATLAB™, and therefore each one can be readily applied on the measurement set  $\mathcal{S}_N$  to approximately reproduce  $\mathcal{G}_{avg}(\bar{\gamma})$  for any  $\bar{\gamma} \in \mathbb{R}_+$ . For a fixed  $\bar{\gamma}$ , the Lagrange interpolation of  $\mathcal{G}_{avg}(\bar{\gamma})$  is denoted by  $\mathcal{G}_{int}(\bar{\gamma}|\mathcal{S}_N)$ , and defined on the basis of  $\mathcal{S}_N$  as

$$\mathcal{G}_{int}(\bar{\gamma}|\mathcal{S}_N) \triangleq \sum_{n=1}^N \mathcal{G}_n \prod_{k=1, k \neq n}^N \frac{\bar{\gamma} - \bar{\gamma}_k}{\bar{\gamma}_n - \bar{\gamma}_k}, \quad (39)$$

<sup>6</sup> Let  $\psi: \mathbb{R}^+ \rightarrow \mathbb{R}$  be a real-valued and monotonic function locally integrable and differentiable. The Mellin's transform (MT) of this function is defined as

$$\Psi(s) = \mathfrak{M}_\gamma\{\psi(\gamma)\}(s) = \int_0^\infty \gamma^{s-1} \psi(\gamma) d\gamma, \quad (\text{F.6.1})$$

for  $s \in \mathcal{R}_{OC}$ , where  $\mathcal{R}_{OC}$  is the region of convergence (ROC) and defined as  $\mathcal{R}_{OC}\{\mathfrak{M}_\gamma\{\psi(\gamma)\}(s)\} = \{s \in \mathbb{C} \mid \int_0^\infty |\gamma^{s-1} \psi(\gamma)| d\gamma < \infty\}$ . Further, the inverse Mellin's transform (IMT) is defined as

$$\psi(\gamma) = \mathfrak{M}_s^{-1}\{\Psi(s)\}(\gamma) = \frac{1}{2\pi i} \int_{\mathcal{C}} \Psi(s) \gamma^{-s} ds, \quad (\text{F.6.2})$$

where the contour integration  $\mathcal{C} \in \mathcal{R}_{OC}\{\mathfrak{M}_\gamma\{\psi(\gamma)\}(s)\}$  is chosen to be counterclockwise in order to ensure the convergence. For more information, the readers and researchers are referred to [19]–[22].

Accordingly, we write  $\mathcal{G}_{int}(\bar{\gamma}|\mathcal{S}_N) = \mathcal{G}_{avg}(\bar{\gamma}) + \epsilon_N(\bar{\gamma})$  where  $\epsilon_N(\bar{\gamma})$  is the interpolation error and defined as  $\epsilon_N(\bar{\gamma}) = \mathcal{G}_{int}(\bar{\gamma}|\mathcal{S}_N) - \mathcal{G}_{avg}(\bar{\gamma})$ . Exploiting Cauchy remainder theorem [23], we obtain  $\epsilon_N(\bar{\gamma}) = \frac{1}{N!} \frac{\partial^N}{\partial s^N} \mathcal{G}_{avg}(s) \prod_{k=1}^N |\bar{\gamma} - \bar{\gamma}_k|$ , where  $s$  is an intermediate point in the interval  $[\bar{\gamma}_1, \bar{\gamma}_N]$ . In order to minimize the interpolation error, both  $\bar{\gamma}_{dB}$  and  $N$  should be chosen as large as possible. Eventually, substituting (39) into (30) yields the approximated prediction of  $\mathcal{H}_{avg}(\bar{\gamma})$ , that is

$$\mathcal{H}_{avg}(\bar{\gamma}) \approx \lim_{\bar{\gamma}_{dB} \rightarrow \infty} \int_{10^{-\bar{\gamma}_{dB}/10}}^{10^{\bar{\gamma}_{dB}/10}} \mathcal{Z}(u) \mathcal{G}_{int}(u\bar{\gamma}|\mathcal{S}_N) du, \quad (40)$$

which is called the *interpolation-based prediction* (IBP) technique calculating any APM using measured APMs.

### III. ACC ANALYSIS USING ABER

For a limited-bandwidth complex AWGN channel, the most celebrated result in the literature is the channel capacity  $\mathcal{C}(\gamma)$ , which is given as [12]–[14]

$$\mathcal{C}(\gamma) = \log(1 + \gamma) \text{ nats/s/Hz}, \quad (41)$$

where  $\gamma$  is the instantaneous SNR, and where  $\log(\cdot)$  is the natural logarithm. It confirms that the maximum information throughput is achievable with asymptotically small error probability, such that a reliable transmission is possible for the information throughput  $\mathcal{R} \leq \mathcal{C}(\gamma)$ . In the literature of channel capacity, researches are commonly based on (41) but explicitly achieved by extending its definition to the ACC performance [26], especially when the channel-side information (CSI) is known at the receiver [27], [28]. Referring to the discussion in Section II, the ACC is given by  $\mathcal{C}_{avg}(\bar{\gamma}) \triangleq \mathbb{E}[\mathcal{C}(\gamma(\psi))] = \mathbb{E}[\log(1 + \gamma(\psi))] = \int \int \dots \int \log(1 + \gamma(\psi)) p_{\Psi}(\psi) d\psi$  [29]–[31]<sup>7</sup>, where  $\bar{\gamma}$  denotes the average SNR defined in (7). The other most celebrated result in the literature is the BEP [2], [3], [35, and references therein], compactly denoted as  $\mathcal{E}(\gamma)$  and modeled as a random distribution between zero and one-half for all modulation schemes, i.e.,  $0 < \mathcal{E}(\gamma) < 1/2$ . Accordingly, there exists a reliability metric  $\mathcal{Q}(\gamma)$ , which we term *the channel reliability* (CR), specifically defined in terms of the BEP, that is

$$\mathcal{Q}(\gamma) = 1 - 2\mathcal{E}(\gamma), \quad (42)$$

which possesses knowledge about how reliably the information are transferred through the channel, and therefore has a close relation to the channel capacity. Further, it has such a distributional behavior that  $0 < \mathcal{Q}(\gamma) < 1$ , where the signaling channel is fully dissipated (i.e., the transferred entropy through the signalling channel becomes zero) when  $\mathcal{Q}(\gamma_{end}) = 0$  and is error-free when  $\mathcal{Q}(\gamma_{end}) = 1$ . The *average CR* (ACR),

<sup>7</sup> Adaptive transmission schemes utilize the acquisition of CSI at both the receiver and transmitter to change the SNR distribution as  $\gamma = D(\tilde{\gamma})\tilde{\gamma}$ , where  $\tilde{\gamma}$  denotes the SNR distribution at the receiver before the power adaptation function  $D(\gamma)$  is applied (i.e., see [3], [11], [29]–[34] for more details), namely supporting the average power constraint, namely,

$$\mathbb{E}[\tilde{\gamma}] = \mathbb{E}[D(\tilde{\gamma})] = \int_0^\infty D(\gamma) p_{\tilde{\gamma}}(\gamma) d\gamma, \quad (\text{F.7.1})$$

where  $p_{\tilde{\gamma}}(\gamma) = \mathbb{E}[\delta(\gamma - \tilde{\gamma})]$  denotes the PDF of  $\tilde{\gamma}$ . In accordance,  $\mathbb{E}[\log(1 + D(\tilde{\gamma})\tilde{\gamma})]$  can be rewritten as  $\mathcal{C}_{avg}(\bar{\gamma}) = \mathbb{E}[\log(1 + \gamma)]$  where  $\gamma = D(\tilde{\gamma})\tilde{\gamma}$ .

denoted by  $\mathcal{Q}_{avg}(\bar{\gamma}) = \mathbb{E}[\mathcal{Q}(\gamma)]$ , can be calculated in an averaging sense, namely

$$\mathcal{Q}_{avg}(\bar{\gamma}) = 1 - 2\mathcal{E}_{avg}(\bar{\gamma}), \quad (43)$$

where  $\mathcal{E}_{avg}(\bar{\gamma})$  denotes the ABER and is defined by  $\mathcal{E}_{avg}(\bar{\gamma}) = \mathbb{E}[\mathcal{E}(\gamma)] = \int \int \dots \int \mathcal{E}(\gamma(\psi)) p_{\Psi}(\psi) d\psi$ . It is within that context that either measuring the ABER experimentally or deriving it mathematically for different average SNRs [3, and references therein] is seemingly trivial and quite straightforward compared to that of the ACC performance. In what follows, a relationship between the ACC and the ABER is given for specific modulation schemes.

### A. Binary Modulation Schemes

The Wojnar's unified BEP for binary modulation schemes is given by  $\mathcal{E}(\gamma) = (1/2) \Gamma(b, a\gamma)/\Gamma(b)$  [36, Eq. (13)] and [3, Eq. (8.100)], where the value of  $a$  depends on the type of modulation scheme (1/2 for orthogonal FSK and 1 for antipodal PSK), the value of  $b$  depends on the type of detection technique (1/2 for coherent and 1 for non-coherent), and  $\Gamma(\cdot)$  and  $\Gamma(\cdot, \cdot)$  are the Gamma function [37, Eq. (6.1.1)] and the complementary incomplete Gamma function [37, Eq. (6.5.3)], respectively. Properly in connection with (43), applying [38, Eqs. (8.4.16/1) and (8.4.16/1)] to  $\mathcal{E}(\gamma)$ , we write

$$\mathcal{Q}(\gamma) = 1 - \frac{\Gamma(b, a\gamma)}{\Gamma(b)} = \frac{\hat{\Gamma}(b, a\gamma)}{\Gamma(b)}, \quad (44)$$

where  $\hat{\Gamma}(\cdot, \cdot)$  is the lower incomplete Gamma function [39, Eq. (8.350/1)] such that  $\Gamma(b, a\gamma) + \hat{\Gamma}(b, a\gamma) = \Gamma(b)$ .

**Theorem 6** (ACC analysis using ABER of binary modulation schemes). *Let a wireless communication system use a binary modulation for signaling in fading environments. Then, its ACC  $\mathcal{C}_{avg}(\bar{\gamma})$  is obtained from using its ABER  $\mathcal{E}_{avg}(\bar{\gamma})$  as*

$$\mathcal{C}_{avg}(\bar{\gamma}) = \int_0^{\infty} \mathcal{Z}_{a,b}(u) \mathcal{Q}_{avg}(u\bar{\gamma}) du, \quad (45a)$$

$$= \int_0^{\infty} \mathcal{Z}_{a,b}(u) \left\{ 1 - 2\mathcal{E}_{avg}(u\bar{\gamma}) \right\} du, \quad (45b)$$

where the auxiliary function  $\mathcal{Z}_{a,b}(u)$  is defined by

$$\mathcal{Z}_{a,b}(u) = \frac{1}{u} {}_1F_1[1; b; -au], \quad (46)$$

where  $a$  and  $b$  are the modulation specific parameters explained above, and  ${}_1F_1[\cdot; \cdot; \cdot]$  denotes Kummer's confluent hypergeometric function [40, Eq. (07.20.02.0001.01)].

*Proof.* Due to the monotonic increasing nature of ACC and ACR (i.e. since  $\mathcal{Q}_{avg}(\bar{\gamma}) \leq \mathcal{Q}_{avg}(\bar{\gamma} + \Delta\bar{\gamma})$  and  $\mathcal{C}_{avg}(\bar{\gamma}) \leq \mathcal{C}_{avg}(\bar{\gamma} + \Delta\bar{\gamma})$  for  $\Delta\bar{\gamma} \in \mathbb{R}_+$ ), both the ACC and the ACR together preserve the scaling order according to Theorem 5, and therefore their LDSs surely exist for a mutually common Hurst's exponent. We derive the LDS of the ACC using [39, Eq. (4.293/3) and (4.293/10)], that is

$$\tilde{\mathcal{C}}_{avg}(\omega, \bar{\gamma}) = \mathfrak{F}\lambda \left\{ \mathfrak{L}_{H, \bar{\gamma}}^{-1} \left\{ \mathcal{C}_{avg}(\bar{\gamma}) \right\}(\lambda) \right\}(\omega), \quad (47a)$$

$$= \mu_{\gamma}(H + i\omega; \bar{\gamma}) \int_0^{\infty} \frac{\lambda^{-i\omega}}{\lambda^{H+1}} \log(1 + \lambda) d\lambda, \quad (47b)$$

$$= -\mu_{\gamma}(H + i\omega; \bar{\gamma}) \Gamma(H + i\omega) \Gamma(-H - i\omega), \quad (47c)$$

for Hurst's exponent  $0 < H < 1$ , where  $\mu_{\gamma}(n; \bar{\gamma}) = \mathbb{E}[\gamma^n]$  denotes the  $n$ th moment of the instantaneous SNR. Similarly, we obtain the LDS of the ACR using [41, Eq. (2.10.2/1)] as

$$\tilde{\mathcal{Q}}_{avg}(\omega, \bar{\gamma}) = \mathfrak{F}\lambda \left\{ \mathfrak{L}_{H, \bar{\gamma}}^{-1} \left\{ \mathcal{Q}_{avg}(\bar{\gamma}) \right\}(\lambda) \right\}(\omega), \quad (48a)$$

$$= \mu_{\gamma}(H + i\omega; \bar{\gamma}) \int_0^{\infty} \frac{\lambda^{-i\omega} \hat{\Gamma}(b, a\lambda)}{\lambda^{H+1} \Gamma(b)} d\lambda, \quad (48b)$$

$$= \mu_{\gamma}(H + i\omega; \bar{\gamma}) \frac{a^{H+i\omega} \Gamma(b - H - i\omega)}{\Gamma(b) (H + i\omega)}, \quad (48c)$$

for Hurst's exponent  $0 < H < b$ . In order to find  $\mathcal{Z}_{a,b}(u)$ , we carry the ratio of  $\tilde{\mathcal{C}}_{avg}(\omega, \bar{\gamma})$  to  $\tilde{\mathcal{Q}}_{avg}(\omega, \bar{\gamma})$ , that is

$$\frac{\tilde{\mathcal{C}}_{avg}(\omega, \bar{\gamma})}{\tilde{\mathcal{Q}}_{avg}(\omega, \bar{\gamma})} = \Gamma(b) \frac{\Gamma(H + i\omega) \Gamma(1 - H - i\omega)}{a^{H+i\omega} \Gamma(b - H - i\omega)}, \quad (49)$$

which certainly exists for  $0 < H < \min(1, b)$ . Substituting (49) into (31) yields

$$\mathcal{Z}_{a,b}(u) = \frac{\Gamma(b)}{u} \frac{1}{2\pi} \int_{-\infty}^{+\infty} \Gamma(H - i\omega) \times \frac{\Gamma(1 - H + i\omega)}{\Gamma(b - H + i\omega)} (au)^{-H+i\omega} d\omega, \quad (50)$$

which absolutely converges for  $0 < H < \min(1, b)$ . Finally, changing the variable  $H - i\omega \rightarrow s$  simplifies (50) into the contour integral of Kummer's confluent hypergeometric function [40, Eq. (07.20.07.0004.01)], which proves Theorem 6.  $\square$

Upon insights from a broader perspective, we notice that Theorem 6 (i.e., specifically (45)) provides a set of new and cutting-edge performance analyses in communications theory.

### B. Special cases of Theorem 6

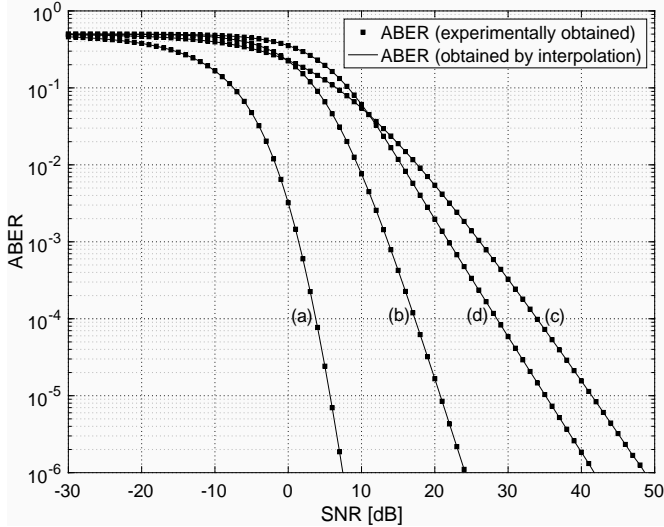
It is worth reviewing the special cases of Theorem 6 for convenience and clarity. For coherent signalling using binary modulation schemes, we set  $b = 1/2$  in (46), and then obtain the auxiliary function as  $\mathcal{Z}_{a,1/2}(u) = \frac{1}{u} (1 - 2\sqrt{au} \operatorname{daw}(\sqrt{au}))$ , where  $\operatorname{daw}(x) = \exp(-x^2) \int_0^x \exp(u^2) du$  denotes the Dawson's integral [37, Eq. (7.1.16)]. Accordingly, substituting this result into (45), we obtain the ACC  $\mathcal{C}_{avg}(\bar{\gamma})$  in terms of the ABER  $\mathcal{E}_{avg}(\bar{\gamma})$  of binary modulation schemes, that is

$$\mathcal{C}_{avg}(\bar{\gamma}) = \int_0^{\infty} \frac{1}{u} \left( 1 - 2\sqrt{au} \operatorname{daw}(\sqrt{au}) \right) \times \left\{ 1 - 2\mathcal{E}_{avg}(u\bar{\gamma}) \right\} du, \quad (51)$$

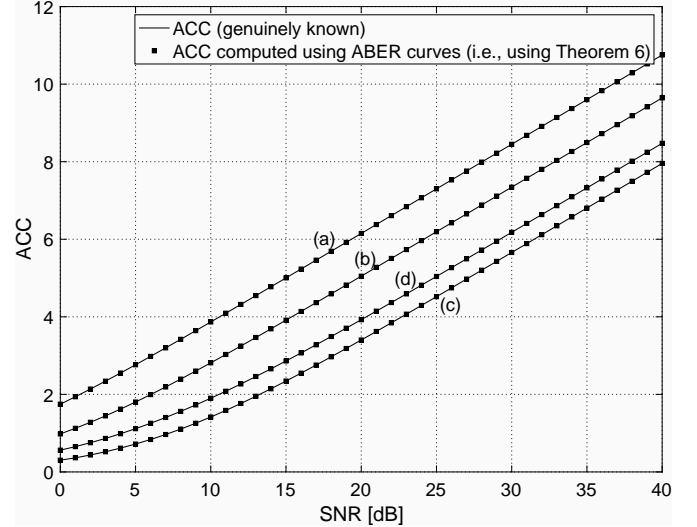
where  $a = 1/2$  and  $a = 1$  are for the coherent orthogonal binary FSK (BFSK) and the coherent antipodal binary PSK (BPSK), respectively. In addition, the other special case is for non-coherent binary modulation schemes. Herewith, substituting  $b = 1$  in (45) yields  $\mathcal{Z}_{a,1}(u) = \exp(-au)/u$ , and then we obtain  $\mathcal{C}_{avg}(\bar{\gamma})$  in terms of the ABER  $\mathcal{E}_{avg}(\bar{\gamma})$  of non-coherent signalling using binary modulation schemes, that is

$$\mathcal{C}_{avg}(\bar{\gamma}) = \int_0^{\infty} \frac{e^{-au}}{u} \left\{ 1 - 2\mathcal{E}_{avg}(u\bar{\gamma}) \right\} du, \quad (52)$$

where  $a = 1/2$  and  $a = 1$  are given for the orthogonal non-coherent FSK (NCFSK) and, the antipodal differentially coherent PSK (BDPSK) binary modulation schemes, respectively.



(a) The ABER curves for BPSK signalling in generalized fading environments.



(b) The genie-aided ACC curves and the ACC results obtained from the ABER curves in generalized fading environments.

Fig. 1: The numerical illustration of how ACC performance of a wireless communication systems is obtained from its ABER curves for various SNR settings: (a), (b), (c), (d) that are obviously not accounted in the numerical computation.

### C. ACC Analysis Using Closed-Form ABER Expressions

Without having to acknowledge the SNR distribution and the underlying SNR details and various SNR settings of wireless communications, we can determine its ACC performance from exploiting its ABER performance for binary modulation schemes. For analytical correctness and completeness, take for example Rayleigh fading channels for which the ABER  $\mathcal{E}_{avg}(\bar{\gamma})$  of binary modulation schemes is in closed form given by [42, Eq. (16)]. Using [38, Eq. (8.4.2/5)], we express it in terms of Meijer's G function as follows

$$\mathcal{E}_{avg}(\bar{\gamma}) = \frac{1}{2} - \frac{1}{2} \left( \frac{a\bar{\gamma}}{1+a\bar{\gamma}} \right)^b = \frac{1}{\Gamma(b)} G_{1,1}^{1,1} \left[ a\bar{\gamma} \left| \begin{matrix} 1 \\ b \end{matrix} \right. \right]. \quad (53)$$

With the aid of Theorem 6, wherein we replace both (53) and  ${}_1F_1[1; b; -au] = G_{1,2}^{1,1} \left[ au \left| \begin{matrix} 0 \\ 0, 1-b \end{matrix} \right. \right]$  [40, Eq. (07.20.26.0006.01)], where  $G_{p,q}^{m,n}[\cdot]$  is the Meijer's G function [38, Eq. (8.3.22)], we express the ACC for Rayleigh fading channels as

$$\mathcal{C}_{avg}(\bar{\gamma}) = \int_0^\infty \frac{1}{u} G_{1,2}^{1,1} \left[ au \left| \begin{matrix} 1 \\ 0, 1-b \end{matrix} \right. \right] G_{1,1}^{1,1} \left[ a\bar{\gamma} \left| \begin{matrix} 1 \\ b \end{matrix} \right. \right] du, \quad (54)$$

where performing some simple algebraic manipulations [38, Eqs. (2.24.2/2) and (8.4.16/14)] and then utilizing [37, Eq. (6.5.15)] yields the ACC for Rayleigh fading channels, that is

$$\mathcal{C}_{avg}(\bar{\gamma}) = \exp\left(\frac{1}{\bar{\gamma}}\right) E_1\left(\frac{1}{\bar{\gamma}}\right), \quad (55)$$

which is in perfect agreement with [30, Eq. (34)] as expected, and where  $E_n(\cdot)$  denotes the exponential integral [37, Eq.(5.1.4)]. Even if  $\mathcal{C}_{avg}(\bar{\gamma})$  is specifically obtained with the aid of  $\mathcal{E}_{avg}(\bar{\gamma})$ , it does not depend on the modulation parameters  $a$  and  $b$  as expected and demonstrated in (55). The number of such examples for analytical correctness and completeness can be extended easily considering other pairs of ACC and ABER available in the literature.

### D. ACC Analysis Using Experimentally Obtained ABER

For conceptual applications from practical and experimental viewpoints at the implementation stage of a wireless communication system, it is of vital interest to assess the ACC required to sustain the desired ABER, and accordingly, we use Theorem 6 to calculate the ACC by experimentally measuring the ABER for binary modulation schemes. For all distinct average SNRs  $\bar{\gamma}_1, \bar{\gamma}_2, \dots, \bar{\gamma}_N$ , we obtain the measurement set  $\mathcal{S}_N = \{(\bar{\gamma}_1, \mathcal{E}_1), (\bar{\gamma}_2, \mathcal{E}_2), \dots, (\bar{\gamma}_N, \mathcal{E}_N)\}$ , where we have  $\mathcal{E}_n = \mathcal{E}_{avg}(\bar{\gamma}_n)$  for all  $n \in \{1, 2, \dots, N\}$ . Hence, using an efficient interpolation technique [23]–[25], we can accurately approximate  $\mathcal{E}_{avg}(\bar{\gamma})$  for any  $\bar{\gamma} \in \mathbb{R}_+$  as  $\mathcal{E}_{avg}(\bar{\gamma}) \approx \mathcal{E}_{int}(\bar{\gamma} | \mathcal{S}_N)$  that accepts the given  $\mathcal{S}_N$ . In the case of equal distances between the average SNRs, we can efficiently apply the Lagrange's interpolation to  $\mathcal{S}_N$ , and then we write  $\mathcal{E}_{int}(\bar{\gamma} | \mathcal{S}_N)$  as

$$\mathcal{E}_{int}(\bar{\gamma} | \mathcal{S}_N) = \sum_{n=1}^N \mathcal{E}_n \prod_{k=1, k \neq n}^N \frac{\bar{\gamma} - \bar{\gamma}_k}{\bar{\gamma}_n - \bar{\gamma}_k}. \quad (56)$$

Consequently, placing (56) into (45), we readily calculate the ACC  $\mathcal{C}_{avg}(\bar{\gamma})$  from the ABER measurements. For example, the ABER curves of a wireless communication system is depicted in Fig. 1a for BPSK signalling in generalized fading environments, and its genie-aided ACC curves are depicted in Fig. 1b. Fortunately, with the aid of Theorem 6, and without additional information specified for those ABER curves, we calculate and plot in Fig. 1b the ACC performance from the ABER curves given in Fig. 1a. Accordingly, we notice that the calculated ACC results are in perfect agreement with the genie-aided results as expected. From this point of view, we plot in Fig. 2 the ACC versus the ABER. An interesting perspective is to recognize ACC as a linear function of the logarithm of ABER, especially when the ABER approaches zero (i.e., when the average SNR  $\bar{\gamma}$  increases). In fact, this is related to the asymptotic exponential decay of the ABER as a fraction of the ACC as expected.



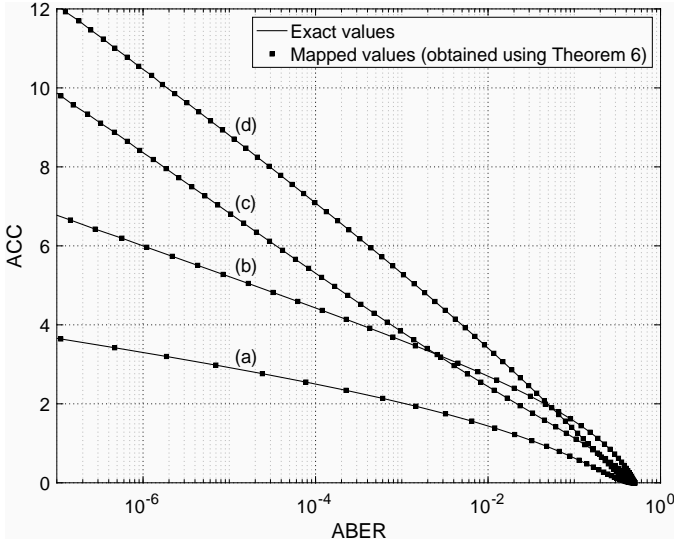


Fig. 2: The relationship between the ACC and the ABER for a wireless communication system whose ABER curves are given in Fig. 1a for various SNR settings.

#### IV. OP AND OC ANALYSES USING ABER

Particularly when the fading conditions vary slowly, a possible deep fading has the potential to affect many successive symbols during transmission, resulting in large error bursts. If these errors cannot be corrected even if very complex coding and detection schemes are used, the transmission channel will become unusable. In that context, the OP, denoted by  $\mathcal{P}_{out}(\bar{\gamma}; \gamma_{th})$ , is a channel quality measure [3], [11], defined as the probability that the SNR  $\gamma$  drops below a certain threshold  $\gamma_{th}$  for a certain average SNR  $\bar{\gamma}$ , that is

$$\mathcal{P}_{out}(\bar{\gamma}; \gamma_{th}) = \mathbb{E}[\theta(\gamma_{th} - \gamma)], \quad (57)$$

for  $\gamma \in \mathbb{R}^+$  and  $\gamma_{th} \in \mathbb{R}^+$ , where  $\theta(\cdot)$  is Heaviside's theta function (i.e., unit-step function) defined in [15, Eq. (1.8.3)], [40, Eq. (14.05.07.0002.01)], that is,

$$\theta(\gamma_{th} - \gamma) = \begin{cases} 1 & \gamma < \gamma_{th} \\ \frac{1}{2} & \gamma = \gamma_{th} \\ 0 & \gamma > \gamma_{th} \end{cases}. \quad (58)$$

Note that the OP analysis in (57), i.e.,  $\mathcal{P}_{out}(\bar{\gamma}; \gamma_{th})$  requires the SNR distribution. However, we demonstrate how we obtain the OP of a wireless communication system by using its exact ACC expression, in particular without knowledge of its underlying SNR details and various SNR settings.

**Theorem 7** (OP analysis using ACC). *The OP  $\mathcal{P}_{out}(\bar{\gamma}; \gamma_{th})$  of a wireless communications system is obtained using its exact (not approximate) ACC  $\mathcal{C}_{avg}(\bar{\gamma})$ , that is*

$$\mathcal{P}_{out}(\bar{\gamma}; \gamma_{th}) = 1 - \frac{1}{\pi} \Im \left\{ \mathcal{C}_{avg} \left( -\frac{\bar{\gamma}}{\gamma_{th}} \right) \right\}, \quad (59)$$

for a certain threshold  $\gamma_{th} \in \mathbb{R}^+$ , where  $\Im \{ \cdot \}$  gives the imaginary part of its argument. Further, for numerical stability,  $\mathcal{C}_{avg}(-\bar{\gamma}) \approx \mathcal{C}_{avg}(e^{\varepsilon + i\pi} \bar{\gamma})$ , where we choose  $\varepsilon \approx 0.0001$ .

*Proof.* Due to the discordance between the monotonic natures of OP and ACC (i.e. since  $\mathcal{P}_{out}(\bar{\gamma}; \gamma_{th}) \geq \mathcal{P}_{out}(\bar{\gamma} + \Delta\bar{\gamma}; \gamma_{th})$

and  $\mathcal{C}_{avg}(\bar{\gamma}) \leq \mathcal{C}_{avg}(\bar{\gamma} + \Delta\bar{\gamma})$  for all  $\Delta\bar{\gamma} \in \mathbb{R}_+$ ), both the OP and the ACC together do not preserve the same scaling order according to Theorem 5, and thus their LDSs do not exist for a mutually common Hurst's exponent. However, we write

$$\mathcal{P}_{out}(\bar{\gamma}; \gamma_{th}) = 1 - \widehat{\mathcal{P}}_{out}(\bar{\gamma}; \gamma_{th}), \quad (60)$$

where  $\widehat{\mathcal{P}}_{out}(\bar{\gamma}; \gamma_{th})$  is the complementary OP, defined as

$$\widehat{\mathcal{P}}_{out}(\bar{\gamma}; \gamma_{th}) = \mathbb{E}[\theta(\gamma - \gamma_{th})], \quad (61)$$

which is monotonically increasing with respect to the average SNR  $\bar{\gamma}$  (i.e.,  $\widehat{\mathcal{P}}_{out}(\bar{\gamma}; \gamma_{th}) \leq \widehat{\mathcal{P}}_{out}(\bar{\gamma} + \Delta\bar{\gamma}; \gamma_{th})$ ). Therefore, the LDS of  $\widehat{\mathcal{P}}_{out}(\bar{\gamma}; \gamma_{th})$  and that of  $\mathcal{C}_{avg}(\bar{\gamma})$  exist for a mutually common Hurst's exponent. As is required for Theorem 5, we have already obtained in (47c) the LDS of  $\mathcal{C}_{avg}(\bar{\gamma})$  for Hurst's exponent  $0 < H < 1$ , and moreover using [39, Eq. ()], we obtain the LDS of the complementary OP as

$$\widetilde{\mathcal{P}}_{out}(\omega, \bar{\gamma}) = \mathfrak{F}\lambda \left\{ \mathfrak{L}_{H, \bar{\gamma}}^{-1} \left\{ \widehat{\mathcal{P}}_{out}(\bar{\gamma}) \right\}(\lambda) \right\}(\omega), \quad (62a)$$

$$= \mu_{\gamma}(H + i\omega; \bar{\gamma}) \int_0^{\infty} \frac{\lambda^{-i\omega}}{\lambda^{H+1}} \theta(\lambda - \gamma_{th}) d\lambda, \quad (62b)$$

$$= \mu_{\gamma}(H + i\omega; \bar{\gamma}) \gamma_{th}^{-H-i\omega} (H + i\omega)^{-1}, \quad (62c)$$

for Hurst's exponent  $0 < H < \infty$ , where  $\mu_{\gamma}(n; \bar{\gamma}) = \mathbb{E}[\gamma^n]$  is the  $n$ th moment of the SNR distribution. Referring to Theorem 5, we find  $\mathcal{Z}(u)$  by the ratio of (62c) to (47c), and then using [40, Eq. (06.05.16.0010.01)], we simplify it more to

$$\frac{\widetilde{\mathcal{P}}_{out}(\omega, \bar{\gamma})}{\widetilde{\mathcal{C}}_{avg}(\omega, \bar{\gamma})} = -\frac{1}{\pi} \sin(\pi(H + i\omega)), \quad (63)$$

which exists for Hurst's exponent  $0 < H < 1$ . Appropriately, we take this ratio into (31), and therein we change the variable  $H - i\omega \rightarrow s$  in the resultant IFT integration. We obtain

$$\mathcal{Z}(u) = \frac{1}{\pi} \Im \left\{ \frac{1}{2\pi i} \int_{-H-i\infty}^{-H+i\infty} u^{s-1} (-\gamma_{th})^s ds \right\}, \quad (64)$$

for  $0 < H < 1$ . Substituting (64) into (30), and therein changing the order of integrals and then exploiting MT, we obtain

$$\widehat{\mathcal{P}}_{out}(\bar{\gamma}; \gamma_{th}) = \frac{1}{\pi} \Im \left\{ \mathcal{C}_{avg}(-\bar{\gamma}/\gamma_{th}) \right\}. \quad (65)$$

Finally, exercising (60) and (65) together, we find (59), which completes the proof of Theorem 7.  $\square$

It is additionally worth remembering the OC performance, denoted by  $\mathcal{C}_{out}(\bar{\gamma}; \gamma_{th})$  and defined as the probability that the instantaneous channel capacity falls below a certain information rate  $C_{th}$  (nats/s/Hz) for an average SNR  $\bar{\gamma}$ . As such, the channel capacity while targeting a certain OP is called the OC performance, that is

$$\mathcal{C}_{out}(\bar{\gamma}; C_{th}) \triangleq \mathbb{E}[\theta(C_{th} - \log(1 + \gamma))], \quad (66a)$$

$$= \mathcal{P}_{out}(\bar{\gamma}; e^{C_{th}} - 1). \quad (66b)$$

**Theorem 8** (OC analysis using ACC). *The OC  $\mathcal{C}_{out}(\bar{\gamma}; \gamma_{th})$  of a wireless communications system is obtained using its exact (not approximate) ACC  $\mathcal{C}_{avg}(\bar{\gamma})$ , that is*

$$\mathcal{C}_{out}(\bar{\gamma}; C_{th}) = 1 - \frac{1}{\pi} \Im \left\{ \mathcal{C}_{avg}(-\bar{\gamma}/(e^{C_{th}} - 1)) \right\} \quad (67)$$

for a certain capacity threshold  $C_{th} \in \mathbb{R}^+$ .

*Proof.* The proof is obvious using (66b) in Theorem 7.  $\square$

### A. OP and OC Analyses Using Exact ACC Expressions

The two relationships, respectively proposed in Theorem 7 and Theorem 8, indicate new perspectives of performance analyses, in which the exact (not approximate) ACC expression is adequate and appropriate for the OP and OC analyses, where the hindrance in algebraic (mathematical) simplification is the elimination of imaginary-part operation. For example, the imaginary and real parts of special functions such as Fox's H, Meijer's G and hypergeometric functions are not known how to be expressed in terms of integral transforms. To the best of our knowledge, a method for finding integral transforms for imaginary-part and real-part operations has so far not been reported in the literature. However, thanks to Theorem 4, we obtain the purported integral transforms presented in the following theorem.

**Theorem 9** (Real-part and imaginary-part operations). *For a real-valued APM<sup>8</sup>  $\mathcal{G}_{avg}(\bar{\gamma})$ ,  $\Im\{\mathcal{G}_{avg}(-\bar{\gamma})\}$  and  $\Re\{\mathcal{G}_{avg}(-\bar{\gamma})\}$  are respectively given by*

$$\Im\{\mathcal{G}_{avg}(-\bar{\gamma})\} = \pi \mathfrak{M}_s^{-1} \left\{ \frac{\mathfrak{M}_{\bar{\gamma}}\{\mathcal{G}_{avg}(\bar{\gamma})\}(s)}{\Gamma(1+s)\Gamma(-s)} \right\}(\bar{\gamma}), \quad (68)$$

$$\Re\{\mathcal{G}_{avg}(-\bar{\gamma})\} = \pi \mathfrak{M}_s^{-1} \left\{ \frac{\mathfrak{M}_{\bar{\gamma}}\{\mathcal{G}_{avg}(\bar{\gamma})\}(s)}{\Gamma(\frac{1}{2}+s)\Gamma(\frac{1}{2}-s)} \right\}(\bar{\gamma}), \quad (69)$$

where  $\mathfrak{M}\{\cdot\}(\cdot)$  and  $\mathfrak{M}^{-1}\{\cdot\}(\cdot)$  denote the MT and the inverse MT (IMT), respectively.<sup>6</sup>

*Proof.* The proof is omitted due to space limitations.  $\square$

Accordingly, let us consider some examples of OP analysis in fading environments. The OP in Nakagami- $m$  fading environments is given by [6, Eq. (33)]

$$C_{avg}(\bar{\gamma}) = \frac{1}{\Gamma(m)} G_{2,3}^{3,1} \left[ \frac{m}{\bar{\gamma}} \middle| \begin{matrix} 0, 1 \\ m, 0, 0 \end{matrix} \right], \quad (70)$$

where the parameter  $m$  denotes the fading figure (i.e., diversity order) ranging from  $1/2$  to  $\infty$  [3, Section 2.2.1.4]. According to Theorem 7, we need to have  $\Im\{C_{avg}(-\bar{\gamma})\}$ , and it can be found with the aid of Theorem 9, where we derive the MT of (70) using [21, Eq. (2.1.3)] and [21, Eq. (2.9.1)], that is  $\mathfrak{M}_{\bar{\gamma}}\{C_{avg}(\bar{\gamma})\}(s) = -m^s \Gamma(-s) \Gamma(s) \Gamma(m-s) / \Gamma(m)$ , whose substitution into (68) yields

$$\Im\{C_{avg}(-\bar{\gamma})\} = -\pi \mathfrak{M}_s^{-1} \left\{ m^s \frac{\Gamma(m-s)}{s \Gamma(m)} \right\}(\bar{\gamma}), \quad (71)$$

where using [38, Eq. (8.4.16/4)] results in  $\Im\{C_{avg}(-\bar{\gamma})\} = \pi \Gamma(m, m/\bar{\gamma}) / \Gamma(m)$ . Finally, substituting this result into (59) yields the well-known OP results [3], [11], [43],

$$P_{out}(\bar{\gamma}; \gamma_{th}) = 1 - \frac{\Gamma(m, m\gamma_{th}/\bar{\gamma})}{\Gamma(m)}, \quad (72)$$

as expected. The corresponding OC  $\mathcal{C}_{out}(\bar{\gamma}; C_{th})$  is easily obtained using (72) and (66b) together. In addition, we can readily give a large number of examples for analytical correctness and completeness when considering other pairs of OP/OC and ACC available in the literature.

<sup>8</sup>A real-valued APM is an APM whose values are real numbers. In other words, it is a function that assigns a real number to average SNR values.

### B. Obtaining SNR distribution Using Exact ACC Expressions

The fading is one major reason for the random fluctuations of the SNR and therefore for that of channel capacity, but how to analyze the APMs under different fading scenarios is still an open research area. In the following, we demonstrate that the exact (not approximate) ACC expression of a wireless communication system is enough to determine the PDF of its SNR distribution.

**Theorem 10** (PDF of SNR distribution using ACC). *Let  $\mathcal{C}_{avg}(\bar{\gamma})$  be the exact ACC of a wireless communication system whose SNR distribution follows the PDF  $f_{\gamma}(r; \bar{\gamma})$ . Accordingly, the PDF  $f_{\gamma}(r; \bar{\gamma})$  is given by*

$$f_{\gamma}(r; \bar{\gamma}) = -\frac{1}{\pi} \Im \left\{ \frac{\partial}{\partial r} \mathcal{C}_{avg} \left( -\frac{\bar{\gamma}}{r} \right) \right\}, \quad (73)$$

defined over  $r \in \mathbb{R}^+$ .

*Proof.* Note that, for the SNR distribution, which is denoted by  $\gamma$ , the PDF  $f_{\gamma}(r)$  and the CDF  $F_{\gamma}(r)$  are defined as

$$f_{\gamma}(r) = \mathbb{E}[\delta(r - \gamma)], \quad (74)$$

$$F_{\gamma}(r) = \mathbb{E}[\theta(r - \gamma)], \quad (75)$$

respectively. Using [44, Eq. (19.1.3.1/3)], we rewrite the PDF  $f_{\gamma}(r)$  in terms of the CDF  $F_{\gamma}(r)$ , that is

$$f_{\gamma}(r) = \frac{\partial}{\partial r} F_{\gamma}(r). \quad (76)$$

Finally, noticing  $F_{\gamma}(\gamma_{th}) \triangleq \mathcal{P}_{out}(\bar{\gamma}; \gamma_{th})$  from (57) and (75), and subsequently substituting (76) into (59), we deduce (73), which proves Theorem 10.  $\square$

In the literature of communications theory, there are several studies and publications about APM analyses that commonly use two approaches [3], [11]; one of which is the PDF-based approach that requires an exact or approximated PDF of SNR distribution. The other one is the MGF-based approach that exploits an exact or approximated MGF of SNR distribution for the analysis of diversity receivers over a wide variety of fading channels and an arbitrary number of diversity branches. In addition to these two analysis approaches, with the aid of Theorem 10, we propose in the following a novel approach which we call the “channel capacity (CC)-based approach”, and subsequently demonstrate that the exact (not approximate) ACC of a wireless communication system is aptly considerable and enough to achieve its all APM analyses, especially without requiring the statistical characterization (e.g., PDF, CDF, MGF, or higher-order moments) of the SNR distribution.

**Theorem 11** (CC-Based Performance Analysis). *Let  $\mathcal{H}(\gamma)$  be a defined performance as a function of the SNR distribution  $\gamma$ . The corresponding APM, which is then defined as  $\mathcal{H}_{avg}(\bar{\gamma}) \triangleq \mathbb{E}[\mathcal{H}(\gamma)]$ , is given by*

$$\mathcal{H}_{avg}(\bar{\gamma}) = \mathcal{H}(0) + \frac{1}{\pi} \int_0^{\infty} \mathcal{H}'(r) \Im \left\{ \mathcal{C}_{avg} \left( -\frac{\bar{\gamma}}{r} \right) \right\} dr, \quad (77)$$

for an average SNR  $\bar{\gamma}$ , where  $\mathcal{H}'(\gamma) = \frac{\partial}{\partial \gamma} \mathcal{H}(\gamma)$ .

*Proof.* Using the PDF-based approach when the PDF  $f_\gamma(r; \bar{\gamma})$  is expressed in closed-form expression, for a certain average SNR  $\bar{\gamma}$ , we rewrite the APM  $\mathcal{H}_{avg}(\bar{\gamma})$  as follows

$$\mathcal{H}_{avg}(\bar{\gamma}) = - \int_0^\infty \mathcal{H}(r) \frac{\partial}{\partial r} \widehat{\mathcal{P}}_{out}(\bar{\gamma}; r) dr, \quad (78)$$

where  $\widehat{\mathcal{P}}_{out}(\bar{\gamma}; \gamma_{th})$  is the complementary OP. Consequently, using integration-by-part [15, Eq. (5.3.11)] and therein noticing  $\lim_{r \rightarrow 0} \widehat{\mathcal{P}}_{out}(\bar{\gamma}; r) = 1$  and  $\lim_{r \rightarrow \infty} \widehat{\mathcal{P}}_{out}(\bar{\gamma}; r) = 0$ , we obtain (77), which proves Theorem 11.  $\square$

It is accordingly worth considering some examples for analytical accuracy and correctness. Take example of the ABER  $\mathcal{E}_{avg}(\bar{\gamma})$  for signalling using binary modulation schemes over cascaded generalized Nakagami-m (GNM) fading channels [45]. The corresponding ACC is given by [45, Eq. (33)]

$$\mathcal{C}_{avg}(\bar{\gamma}) = \mathbb{H}_{N+2, N+2}^{N+2, 1} \left[ \frac{1}{\bar{\gamma}} \prod_{\ell=1}^N \beta_\ell \left| \begin{array}{l} (0, 1), (1, 1), \Psi_N^{(0)} \\ \Psi_N^{(1)}, (0, 1), (0, 1) \end{array} \right. \right], \quad (79)$$

where  $N$  is the number of hops in the GNM fading channels, and  $\Psi_N^{(n)} = (m_1, n/\xi_1), (m_2, n/\xi_2), \dots, (m_N, n/\xi_N)$ . Further, for all  $\ell \in \{1, 2, \dots, N\}$ ,  $\beta_\ell = \Gamma(m_\ell + 1/\xi_\ell)/\Gamma(m_\ell)$ , where  $m_\ell$  and  $\xi_\ell$  denote the fading figure (i.e., the diversity order) and the shape parameter of the  $\ell$ th hop, respectively. With the aid of Theorem 11, without the need to have the statistical characterization of the SNR distribution for the GNM fading channels, we can obtain the ABER  $\mathcal{E}_{avg}(\bar{\gamma})$  by using (79), that is

$$\mathcal{E}_{avg}(\bar{\gamma}) = \mathcal{E}(0) + \frac{1}{\pi} \int_0^\infty \mathcal{E}'(r) \Im \left\{ \mathcal{C}_{avg} \left( -\frac{\bar{\gamma}}{r} \right) \right\} dr, \quad (80)$$

where  $\mathcal{E}(\gamma)$  denotes the performance metric that is defined in Section III-A by  $\mathcal{E}(\gamma) = \Gamma(b, a\gamma)/\Gamma(b)/2$  with parameters  $a, b \in \{1/2, 1\}$ . We have  $\lim_{\gamma \rightarrow 0} \mathcal{E}(\gamma) = 1/2$ . Moreover, using [40, Eq. (06.06.20.0003.01)] and [21, Eqs. (1.1.1) and (2.5.7)], we have

$$\frac{\partial}{\partial \gamma} \mathcal{E}(\gamma) = \frac{a}{2\Gamma(b)} \mathbb{H}_{0,1}^{1,0} \left[ a\gamma \left| \begin{array}{l} \text{---} \\ (b-1, 1) \end{array} \right. \right], \quad (81)$$

Moreover, using the MT of Fox's H function [46, Eq. (8.3.1/1)] and [21, Eq. (8.3.1/1)] within Theorem 68, we readily obtain

$$\Im \left\{ \mathcal{C}_{avg}(-\bar{\gamma}) \right\} = \pi \mathbb{H}_{1, N+1}^{N, N+1} \left[ \frac{1}{\bar{\gamma}} \prod_{\ell=1}^N \beta_\ell \left| \begin{array}{l} (0, 1), \Psi_N^{(0)} \\ \Psi_N^{(1)}, (0, 1) \end{array} \right. \right], \quad (82)$$

Finally, substituting both (81) and (82) into (80) and therein employing Mellin's convolution of Fox's H functions [21, Eq. (2.8.11)], we obtain the ABER  $\mathcal{E}_{avg}(\bar{\gamma})$  for binary modulation schemes over cascaded GNM fading channels as

$$\mathcal{E}_{avg}(\bar{\gamma}) = \frac{1}{2} \mathbb{H}_{N+2, N+2}^{N, 2} \left[ \frac{1}{a\bar{\gamma}} \prod_{\ell=1}^N \beta_\ell \left| \begin{array}{l} (1-b, 1), (1, 1), \Psi_N^{(0)} \\ \Psi_N^{(1)}, (0, 1), (1-b, 0) \end{array} \right. \right], \quad (83)$$

which is in perfect agreement with [45, Eq. (40)] as expected. This example apparently shows how to systematically exploit the ACC performance to obtain the ABER performance without the need to have the SNR distribution. The number of such examples can be increased easily considering other pairs of ACC and ABER available in the literature.

## V. CONCLUSION

In this article, exploiting the LT of performance measures and the scale invariance property with respect to average SNR, we propose a tractable approach, which we call LT-based approach for performance analysis, that enables us to establish a relationship between any two given APMs. Particularly, thereby, we introduce some novel relationships among ACC, ABER and OP/OC performances for a wireless communication system signalling over AWGN channels in fading environments. We demonstrate how to obtain exact ACC by using ABER performance, and further we find out how OP/OC performances are obtained by using exact ACC performance, yielding a novel approach which we call the “*CC-based approach*”, and subsequently demonstrate that the exact (not approximate) ACC of a wireless communication system is aptly considerable and enough to achieve its all APM analyses, especially without requiring the statistical characterization (e.g., PDF, CDF, MGF, or higher-order moments) of the SNR distribution. Finally, considering some examples, we illustrate the usefulness of the newly proposed relationships, and further using Monte-Carlo simulations, we validate their accuracy and consistency.

## ACKNOWLEDGMENT

The author wish to thank Prof. Dr. Mohamed-Slim Alouini of King Abdullah University of Science and Technology (KAUST) for his thoughtful reading of an earlier version of this manuscript.

## REFERENCES

- [1] Dongning Guo, S. Shamai, and S. Verdú, “Mutual information and minimum mean-square error in Gaussian channels,” *IEEE Transactions on Information Theory*, vol. 51, no. 4, pp. 1261–1282, 2005.
- [2] M. K. Simon and M.-S. Alouini, “A unified approach to the performance analysis of digital communication over generalized fading channels,” *Proceedings of the IEEE*, vol. 86, no. 9, pp. 1860–1877, Sep. 1998.
- [3] M. K. Simon and M.-S. Alouini, *Digital Communication over Fading Channels*, 2nd ed. John Wiley & Sons, Inc., 2005.
- [4] A. Annamalai, C. Tellambura, and V. K. Bhargava, “A general method for calculating error probabilities over fading channels,” *IEEE Transactions on Communications*, vol. 53, no. 5, pp. 841–852, May 2005.
- [5] F. Yilmaz and M.-S. Alouini, “A novel ergodic capacity analysis of diversity combining and multihop transmission systems over generalized composite fading channels,” in *proc. IEEE International Conference on Communications (ICC 2012), Ottawa, Canada*, June 2012, pp. 4605–4610.
- [6] —, “A unified MGF-based capacity analysis of diversity combiners over generalized fading channels,” *IEEE Transactions on Communications*, vol. 60, no. 3, pp. 862–875, Mar. 2012.
- [7] —, “A novel unified expression for the capacity and bit error probability of wireless communication systems over generalized fading channels,” *IEEE Transactions on Communications*, vol. 60, no. 7, pp. 1862–1876, 2012.
- [8] —, “On the computation of the higher-order statistics of the channel capacity over generalized fading channels,” *IEEE Wireless Communications Letters*, vol. 1, no. 6, pp. 573–576, 2012.
- [9] —, “Novel asymptotic results on the high-order statistics of the channel capacity over generalized fading channels,” in *IEEE Inter. Workshop on Signal Processing Advances in Wireless Commun. (SPAWC 2012)*, 2012, pp. 389–393.
- [10] J. Lamperti, “Semi-stable stochastic processes,” *Transactions of the American Mathematical Society*, vol. 104, pp. 62–78, 1962.
- [11] A. Goldsmith, *Wireless Communications*. Cambridge University Press, Aug. 8, 2005.

- [12] C. E. Shannon, "A mathematical theory of communication," *Bell System Tech. Journal*, vol. 27, pp. 379–423, 623–656, July and Oct. 1948, Available at <http://cm.bell-labs.com/cm/ms/what/shannonday/paper.html>.
- [13] —, "Communications in the presence of noise," in *Proc. IRE*, 1949, pp. 10–21.
- [14] C. E. Shannon and W. Weaver, *The Mathematical Theory of Communication*. Urbana, IL, USA: University of Illinois Press, 1949.
- [15] D. Zwillinger, *CRC Standard Mathematical Tables and Formulae*, 31st ed. Boca Raton, FL: Chapman & Hall/CRC, 2003.
- [16] B. B. Mandelbrot, *The fractal geometry of nature*, 1st ed. W.H. Freeman, Aug 1982.
- [17] D. C. Champeney, *A handbook of Fourier theorems*. Cambridge University Press, 1987.
- [18] I. N. Sneddon, *Fourier Transforms*, ser. Dover Books on Mathematics. Dover Publications, 1995.
- [19] F. Oberhettinger, *Tables of Mellin Transforms*. Springer-Verlag, 1974.
- [20] A. D. Poularikas, *The Transforms and Applications Handbook*, ser. The Electrical Engineering Handbook Series. CRC Press, 2000.
- [21] A. Kilbas and M. Saigo, *H-Transforms: Theory and Applications*. Boca Raton, FL: CRC Press LLC, 2004.
- [22] A. M. Mathai, R. K. Saxena, and H. J. Haubold, *The H-Function: Theory and Applications*. New York Dordrecht Heidelberg London: Springer, 2010.
- [23] P. J. Davis, *Interpolation and approximation*. Courier Corporation, 1975.
- [24] W. H. Press, S. A. Teukolsky, W. T. Vetterling, and B. P. Flannery, *Numerical Recipes in C - The Art of Scientific Computing*, 2nd ed. Cambridge, U.K.: Cambridge University., 1992.
- [25] S. S. M. Wong, *Computational Methods in Physics and Engineering*, 2nd ed. Upper Saddle River, NJ: World Scientific, 1997.
- [26] W. C. Y. Lee, "Estimate of channel capacity in Rayleigh fading environment," *IEEE Transactions on Vehicular Technology*, vol. 39, no. 3, pp. 187–189, Aug. 1990.
- [27] T. Ericson, "A Gaussian channel with slow fading (Corresp.)," *IEEE Transactions on Information Theory*, vol. 16, no. 3, pp. 353–355, May 1970.
- [28] L. H. Ozarow, S. Shamai, and A. D. Wyner, "Information theoretic considerations for cellular mobile radio," *IEEE Transactions on Vehicular Technology*, vol. 43, no. 2, pp. 359–378, May 1994.
- [29] A. J. Goldsmith and P. P. Varaiya, "Capacity of fading channels with channel side information," *IEEE Transactions on Information Theory*, vol. 43, no. 6, pp. 1986–1992, Nov. 1997.
- [30] M.-S. Alouini and A. J. Goldsmith, "Capacity of Rayleigh fading channels under different adaptive transmission and diversity-combining techniques," *IEEE Transactions on Vehicular Technology*, vol. 48, no. 4, pp. 1165–1181, July 1999.
- [31] —, "Adaptive modulation over Nakagami fading channels," *Wireless Personal Commun.*, vol. 13, pp. 119–143, 2000.
- [32] H. Viswanathan, "Capacity of Markov channels with receiver CSI and delayed feedback," *IEEE Transactions on Information Theory*, vol. 45, no. 2, pp. 761–771, Mar. 1999.
- [33] S. K. Jayaweera and H. V. Poor, "Capacity of multiple-antenna systems with both receiver and transmitter channel state information," *IEEE Transactions on Information Theory*, vol. 49, no. 10, pp. 2697–2709, Oct. 2003.
- [34] Yuan Zhang and C. Tepedelenioglu, "Asymptotic capacity analysis for adaptive transmission schemes under general fading distributions," *IEEE Transactions on Information Theory*, vol. 58, no. 2, pp. 897–908, Feb. 2012.
- [35] M.-S. Alouini and A. J. Goldsmith, "A unified approach for calculating error rates of linearly modulated signals over generalized fading channels," *IEEE Transactions on Communications*, vol. 47, no. 9, pp. 1324–1334, Sep. 1999.
- [36] A. Wojnar, "Unknown bounds on performance in Nakagami channels," *IEEE Transactions on Communications*, vol. 34, no. 1, pp. 22–24, Jan. 1986.
- [37] M. Abramowitz and I. A. Stegun, *Handbook of Mathematical Functions with Formulas, Graphs, and Mathematical Tables*, 9th ed. New York: Dover Publications, 1972.
- [38] A. P. Prudnikov, Y. A. Brychkov, and O. I. Marichev, *Integral and Series: Volume 3, More Special Functions*. CRC Press Inc., 1990.
- [39] I. S. Gradshteyn and I. M. Ryzhik, *Table of Integrals, Series, and Products*, 5th ed. San Diego, CA: Academic Press, 1994.
- [40] Wolfram Research, *Mathematica Edition: Version 8.0*. Champaign, Illinois: Wolfram Research, Inc., 2010.
- [41] A. P. Prudnikov, Y. A. Brychkov, and O. I. Marichev, *Integral and Series: Volume 2, Special Functions*. CRC Press Inc., 1990.
- [42] V. Aalo, T. Piboongunon, and C.-D. Iskander, "Bit-error rate of binary digital modulation schemes in generalized Gamma fading channels," *IEEE Communications Letters*, vol. 9, no. 2, pp. 139–141, Feb. 2005.
- [43] J. Proakis, *Digital Communications*, 4th ed. McGraw-Hill Science/Engineering/Math, Aug. 2000.
- [44] A. Jeffrey and H.-H. Dai, *Handbook of Mathematical Formulas and Integrals*, 4th ed. Academic Press, 2008.
- [45] F. Yilmaz and M.-S. Alouini, "Product of the powers of generalized nakagami-m variates and performance of cascaded fading channels," in *proc. IEEE Global Communications Conference (GLOBECOM 2009), Honolulu, Hawaii, USA*, Nov. 30-Dec. 4 2009.
- [46] A. P. Prudnikov, Y. A. Brychkov, and O. I. Marichev, *Integral and Series: Volume 1, Elementary Functions*. CRC Press Inc., 1990.



**Ferkan Yilmaz** (SM'2004–M'2009) received the B.Sc. degree in electronics and communications engineering from Yıldız Technical University, Turkey, in 1997. He was ranked the first among all undergraduate students who graduated from the Department of Electronics and Communication Engineering (ECE), and the second among all undergraduate students who graduated in 1997 from Yıldız Technical University. He received his M.Sc. degree in the field of electronics and communications from Istanbul Technical University, Turkey, in 2002, and the Ph.D. degree in field of wireless communications from Gebze Institute of Technology (GYTE) in 2009. He was awarded for the best Ph.D. Thesis.

From 1998 to 2003, he worked as a researcher for National Research Institute of Electronics and Cryptology, TÜBİTAK, Turkey. Dr. Yilmaz is the recipient of *The 1999 Achievement Award* from TÜBİTAK.

From 2003 to 2008, he worked as a senior Telecommunications Engineer for Vodafone Technology, Turkey. In November 2008, he was invited by Prof. Dr. M.-S. Alouini to work as a visitor researcher at Texas A&M University (Qatar), and from August 2009 till November 2012, worked as a post-doctoral fellow at King Abdullah University of Science and Technology (KAUST). Between November 2012 and April 2015, he joined as a Senior Telecommunications expert in the Location-based Service Solutions group, Vodafone Technology, and therein developed positioning algorithms and achieved the implementation and assessment of indoor/outdoor location-aware applications. In 2015, he was with KAUST as a Remote Consultant working on optical communications.

In 2016, Dr. Yilmaz joined to the Department of Computer Engineering at Yıldız Technical University. He has been currently working as a Assistant Professor and also engaged in *Alpharabius Solutions* and *Tachyonic Solutions* startup companies. His research interests focus on wireless communication theory (i.e. diversity techniques, cooperative communications, spatial modulation, fading channels), signal processing, stochastic random processes, statistical learning theory, and machine learning and data mining (big data, data analytics).