

New Paths from Splay to Dynamic Optimality*

Caleb C. Levy^{†1} and Robert E. Tarjan^{‡2,3}

¹*Baskin School of Engineering, UC Santa Cruz*

²*Department of Computer Science, Princeton University*

³*Intertrust Technologies*

*Research at Princeton University partially supported by an innovation research grant from Princeton and a gift from Microsoft.

[†]cclevy@ucsc.edu

[‡]ret@cs.princeton.edu

Abstract

Consider the task of performing a sequence of searches in a binary search tree. After each search, an algorithm is allowed to arbitrarily restructure the tree, at a cost proportional to the amount of restructuring performed. The cost of an execution is the sum of the time spent searching and the time spent optimizing those searches with restructuring operations. This notion was introduced by Sleator and Tarjan in (JACM, 1985), along with an algorithm and a conjecture.

The algorithm, *Splay*, is an elegant procedure for performing adjustments while moving searched items to the top of the tree. The conjecture, called *dynamic optimality*, is that the cost of splaying is always within a constant factor of the optimal algorithm for performing searches. The conjecture stands to this day. In this work, we attempt to lay the foundations for a proof of the dynamic optimality conjecture.

Central to our methods are *simulation embeddings* and *approximate monotonicity*. A simulation embedding maps each execution to a list of keys that induces a target algorithm to simulate the execution. Approximately monotone algorithms are those whose cost does not increase by more than a constant factor when keys are removed from the list. As we shall see, approximately monotone algorithms with simulation embeddings are dynamically optimal. Building on these ideas:

- We construct a simulation embedding for Splay by inducing Splay to perform arbitrary subtree transformations. Thus, if Splay is approximately monotone then it is dynamically optimal. We also show that approximate monotonicity is a *necessary* condition for dynamic optimality. (Section 2)
- We show that if Splay is dynamically optimal, then with respect to optimal cost, its additive overhead is at most linear in the sum of initial tree size and the number of requests. (Section 3)
- We prove that a known lower bound on optimal execution cost by Wilber [58] is approximately monotone. (Section 4 and Appendix C)
- We speculate about how one might establish dynamic optimality by adapting the proof of approximate monotonicity from the lower bound to Splay. (Section 5)
- We demonstrate that two related conjectures, *traversal* [48] and *deque* [55], also follow if Splay is approximately monotone, and that many results in this paper extend to a broad class of “path-based” algorithms. (Section 6)

Appendix A generalizes the tree transformations used to build simulation embeddings, and Appendix B includes proofs of selected pieces of “folklore” that have appeared throughout the literature.

Contents

1	Introduction	5
1.1	Binary Search Trees	5
1.2	Rotation	6
1.3	Splay	7
1.4	Transition Tree Execution Model	9
1.5	The Dynamic Optimality Conjecture	11
1.6	What is Known	12
1.7	What is <i>not</i> Known	14
2	Simulation Embeddings	14
2.1	Tree Transformations	16
2.2	Monotonicity Implies Optimality	19
2.3	Optimality Requires Monotonicity	20
2.4	Partial Proof of Approximate Monotonicity	21
2.5	Competitive Ratios	23
2.6	Related Work	24
3	Eliminating Additive Overhead	26
3.1	Absorbing Transients	26
3.2	Background	28
4	Wilber’s Crossing Lower Bound	29
4.1	Treaps and Move-to-Root	29
4.2	Crossing Cost and Bookkeeping	30
4.3	Wilber’s Bound is Approximately Monotone	31
5	Proposal for Proving Optimality	33
5.1	Move-to-Root and Splay	34
5.2	Splay’s Crossing Cost	35
5.3	Potentials for Heap-Order Violations	37
5.4	Splay’s Bookkeeping Cost	38
5.5	Similar Ideas	39
6	Extensions	40
6.1	Insertion and Deletion	40
6.2	Deque	41
6.3	Traversal	42
6.4	Path-Based Algorithms	42
	Acknowledgements	44
A	Further Transformations	45
A.1	Universal Transforms	45
A.2	Simultaneous Transforms	46
A.3	Top-Down Splay	48

B Folklore	50
B.1 Rotation-Based BST Model	50
B.2 Wilber’s Version of the Crossing Bound	52
C Proof of Theorem 4.2	56
C.1 Window Subtrees	56
C.2 Generalized Access Path	59
C.3 Crossing Depth Formulae	60
C.4 Bounding the Sum	62
C.5 Proofs of Lemmas	64
References	67

Notes for Readers. This paper is essentially the first author’s Ph.D. thesis [34], with certain sections appropriately improved, adapted or removed for general distribution. The authors’ conference paper “A New Path From Splay to Dynamic Optimality,” (SODA, 2019), is an “extended abstract” for this work.

Sections 1 to 6 should read front-to-back, in order. Those already reasonably familiar with the conjecture will be fairly comfortable reading at least one section per day. Those less familiar might read one or two subsections per day.

This work does not provide an exhaustive list background material. The most essential relevant references are indicated where appropriate. Readers who are looking for a comprehensive survey of the topic are directed to László Kozma’s Ph.D. thesis [33, Chapters 1 and 2]. The formal material in this paper is fairly self-contained, and anyone with a basic theoretical understanding of data structures should be able to follow it. Kozma’s thesis will simply provide more context for the uninitiated.

Finally, a comment on the philosophy of this work. Folklore wisdom dictates it is sometimes *easier* to induct on *stronger* hypotheses because they provide more “exploitable structure.” Accordingly, this investigation adopts a somewhat different tone from its companions by making no qualms about presuming that Splay *is* dynamically optimal and allowing this assumption to guide the intuition. We rather ask: “what is the *simplest* and most *straightforward* way to prove it?” We hope you will find our answers to be interesting.

1 Introduction

By an *instance*, we mean a list of tasks together with a specified initial configuration. An *execution* of an instance is a sequence of *operations* that accomplish the tasks. An *algorithm* maps an instance to an execution of that instance.

Operations are assigned a *cost*. The *cost of an execution* is the sum of the costs of its constituent operations, and the *cost of an algorithm* to execute an instance is the cost of the execution it produces for that instance. Importantly, certain kinds of instances admit a natural notion of an *optimal execution*: a collection of operations that accomplish the given instance with the lowest possible total cost.

In this paper, instances consist of an initial tree together with a sequence of keys to access (the tasks) in that tree. The operations are *subtree transformations*, and the executions are sequences of subtree transformations which bring each accessed key to the root. The main algorithm of interest is Splay [48]. The cost of a subtree transformation is the size of the transformed subtree, and the cost of an execution is the sum of sizes of the transformed subtrees.

It is of course desirable to obtain precise descriptions of optimal executions, but this seems to be exceedingly difficult. However, there is sometimes something almost as good: a *constant-competitive* algorithm whose execution cost never exceeds a fixed multiple¹ of the optimum cost. The crux of the dynamic optimality conjecture is to determine whether Splay is constant-competitive for all instances comprising searches in a binary search tree.

1.1 Binary Search Trees

A *binary tree* T contains of a finite set of *nodes*, with one node designated to be the *root*. All nodes have a *left* and a *right child* pointer, each leading to a different node. Either or both children may be *missing*; a missing child is denoted by `null`. Every node in T , save for the root, has a single *parent* node of which it is a child. (The root has no parent.) The *size* of T is the number of nodes it contains, and is denoted $|T|$.

There is a unique path from $\text{root}(T)$ to every other node x in T , called the *access path for x in T* . If x is on the access path for y then x is an *ancestor* of y , and y is a *descendent* of x . (Every node is an ancestor and a descendent of itself.) The subtree comprising x and all of its descendants is called the *subtree rooted at node x* . Nodes thus have *left* and *right subtrees* rooted respectively at their left and right children. (Subtrees are *empty* for `null` children.) The *depth* of the node x , denoted $d_T(x)$, is the number of edges on its access path.

In a *binary search tree*, every node has a unique *key*, and the tree satisfies the *symmetric order* condition: every node's key is greater than those in its left subtree and smaller than those in its right subtree. The binary search tree derives its name from how its structure enables finding keys. To find a key k , initialize the current node to be the root. While the current node is not `null`

¹That is, the same constant applies to all instances.

and does not contain the given key, replace the current node by its left or right child depending on whether k is smaller or larger than the key in the current node, respectively. The search returns the last current node, which contains k if k is in the tree and otherwise `null`. The *cost* of this search is set by convention to be the number of nodes, including `null`, encountered prior to termination (this is called the *length* of the search path). To keep our presentation simple, we assume that a key and the node containing it can be used interchangeably in binary comparisons. (Binary search trees are *endogenous* data structures [54].)

The *left spine* of T is the access path to the smallest key in T , and the *right spine* of T is the access path to the largest key in T . The left and right spines consist entirely of left and right pointers, respectively. If every node in T is on the left (respectively right) spine then T is called a *left* (respectively *right*) *spine*.

To *insert* a new key k into a binary search tree T , first do a search for k in T . When the search reaches a missing node, replace this node with a new node containing the key k . (Inserting into an empty tree makes k the root key.) If $X = (x_1, \dots, x_m)$ is a sequence of keys then the *insertion tree* for X , denoted $\text{BST}(X)$, is the binary search tree obtained by starting from an empty tree and inserting keys in order of their first appearance in X .

The symbol “ \oplus ” denotes sequence concatenation.² Let T be a binary search tree of n nodes with root r , $L = \text{left-subtree}(r)$, and $R = \text{right-subtree}(r)$. The *preorder* and *postorder* of T are defined as follows: the preorder and postorder of the empty tree is the empty sequence, and

$$\begin{aligned}\text{preorder}(T) &= (r) \oplus \text{preorder}(L) \oplus \text{preorder}(R) \\ \text{postorder}(T) &= \text{postorder}(L) \oplus \text{postorder}(R) \oplus (r).\end{aligned}$$

Such a sequence is referred to as a *preorder* or a *postorder*.

1.2 Rotation

Binary search trees are the canonical data structure for maintaining an ordered set of elements, and are building blocks in countless algorithms. Perhaps the most attractive feature of binary search trees is that the number of comparisons required to find a key in an n -node binary search tree is $O(\log n)$, provided that the tree is properly arranged, which is good in theory and practice. However, without exercising care when inserting nodes, a binary search tree can easily become unbalanced (for example when inserting $1, 2, \dots, n$ in order), leading to search costs as high as $\Omega(n)$. Thus, binary search trees require some form of maintenance and restructuring for good performance.

We will employ a local restructuring primitive called *rotation*. A rotation at left child x with parent y makes y the right child of x while preserving symmetric order. A rotation at a right child is symmetric, and rotation at the root is undefined. (See Figure 1.) A rotation changes three child pointers in the tree.

Rotations were first employed in “balanced” search trees, which include AVL trees [1], red-black trees [24], weight-balanced trees [44], and more recently

²The notation $\bigoplus_{i=1}^m X_i$ denotes the concatenation of the sequence of sequences X_1, \dots, X_m

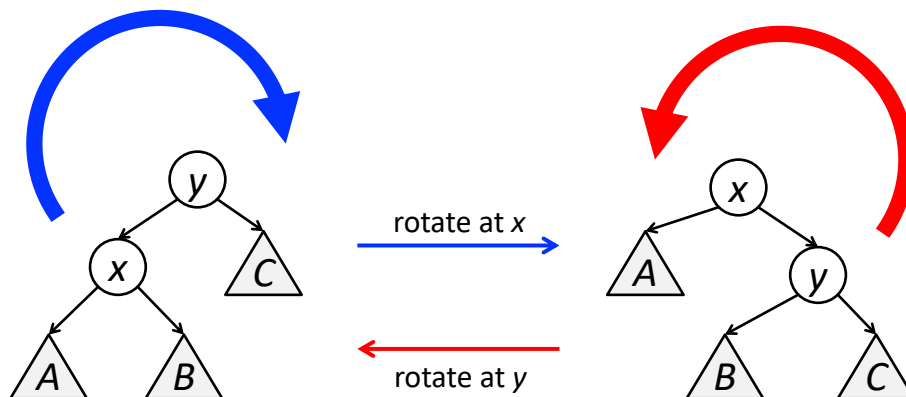


Figure 1: Rotation at node x with parent y , and reversing the effect by rotating at y . Triangles denote subtrees.

weak AVL trees [25]. These trees augment nodes with bits that provide rough information about how “balanced” each node’s subtree is. After an insertion or deletion, rotations are performed to restore invariants on the balance bits that ensure all search paths have $O(\log n)$ nodes. While balanced searched trees are not the focus of this work, they were progenitors for the main algorithm of interest.

1.3 Splay

The Splay algorithm [48] eschews keeping track of balance information, replacing it with an intriguing notion: instead of adjusting the search tree only after insertion and deletion, Splay modifies the tree after *every* search.

The algorithm begins with a binary search for a key in the tree. Let x be the node returned by this search. If x is not `null` then the algorithm repeatedly applies a “splay step” until x becomes the root. A splay step applies a certain series of rotations based on the relationship between x , its parent, and its grandparent, as follows. If x has no grandparent (i.e. x ’s parent is the root), then rotate at x (this case is always terminal). Otherwise, if x is a *left* child and its parent is a *right* child, or vice-versa, rotate at x twice. Otherwise, rotate at x ’s parent, and then rotate at x . Sleator and Tarjan [48] assigned the respective names *zig*, *zig-zag* and *zig-zig* to these three cases. The series of splay steps that bring x to the root are collectively called to as *splaying at x* , or simply *splaying x* . The three cases are depicted in Figure 2.

The *cost* of splaying a single key x in T is defined to be $d_T(x) + 1$.³ If $X = (x_1, \dots, x_m)$ is a sequence of requested keys in T then the cost of splaying X starting from T is defined as $m + \sum_{i=1}^m d_{T_{i-1}}(x_i)$, where $T_0 = T$, and for $1 \leq i \leq m$, T_i is the result of splaying x_i in T_{i-1} . To perform *insertion splaying*,

³The search cost can be absorbed into the rotations.

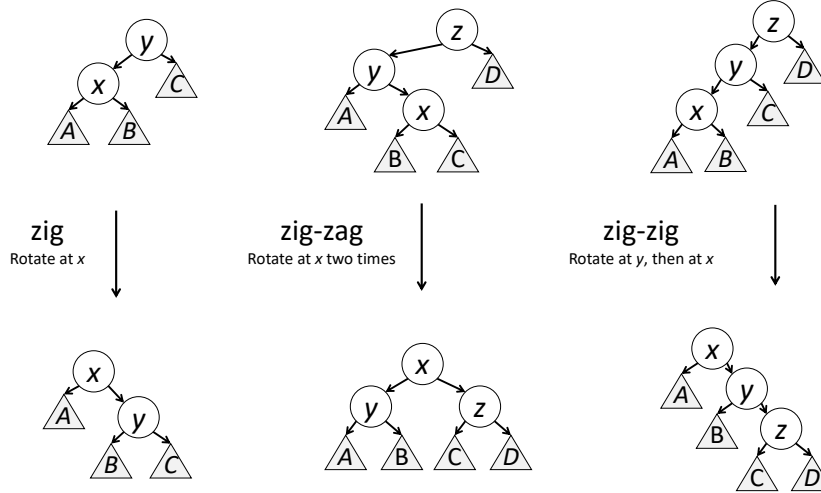


Figure 2: A splaying step at node x . Symmetric variants not shown.

insert a key into the tree and then splay the newly created node. The cost of an insertion splay is the cost splaying the new node.

While an individual splay operation can involve every node in the tree, the *total* cost of splaying m requested keys in a tree of size $n > 0$ is $O((m + n) \log n)$. Hence, the worst case cost of a splay operation, *amortized* over all the requests, is the same as any balanced binary search tree [48]. This is perhaps surprising for an algorithm that keeps no record of balance information.

What makes Splay truly remarkable is how it takes advantage of “latent structure” in the request sequence, and provides more than simple “worst-case” guarantees. As just one example, if $t_X(i)$ is the number of different keys seen between the last and current access to x_i (or since the beginning of the sequence if i is the first access to x_i), then the cost to splay X starting from T is $O(n \log n + \sum_{j=1}^m \log(t_X(j) + 1))$.⁴ (This is called the “working set” property [48].) Thus, Splay exploits “temporal locality” in the access pattern. Splay simultaneously exploits “spatial” locality, as shown by the following theorem (originally conjectured in [48]) that we will use later on:

Theorem 1.1 (Dynamic Finger [13, 12]). *Let the rank of x in T , denoted $r_T(x)$, be the number of nodes in T whose keys are less than or equal the key in x . The cost of splaying $X = (x_1, \dots, x_m)$ starting from T is $O(|T| + m + \sum_{i=2}^m \log_2(|r_T(x_i) - r_T(x_{i-1})| + 1))$.*

In fact, the properties of Splay inspired the authors of [48] to speculate on a much stronger possibility: that Splay’s cost is always within a constant factor of the “optimal” way of executing the requests in an appropriate model of binary search tree executions.

⁴Note that $O(\log n)$ amortized cost per splay is a corollary of this.

1.4 Transition Tree Execution Model

The following model for binary search tree executions is based on “transition trees.” It is cost-equivalent (to within constant factors) to other models defined throughout the literature, including the rotation-based model (see Section B.1) and the geometric model (see Section 1.6). Our definition most closely resembles [33, Second Model].

The fundamental operation is *subtree transformation*. To perform a subtree transformation on tree T , first select an arbitrary connected subtree Q of T containing the root of T .⁵ Then reshape Q into any other valid binary search tree Q' containing the same set of keys. (We refer to Q' as a *transition tree*.) To complete the operation, form the after-tree T' by substituting Q' for Q in T , re-attaching the subtrees of Q to Q' in the manner uniquely prescribed by the symmetric order. The *cost* of this operation is the size (number of nodes) of Q . The process is depicted in Figure 3.

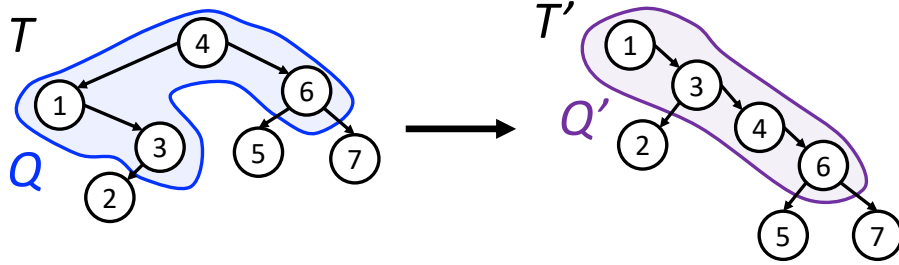


Figure 3: Example of a subtree transformation of cost four.

Definition 1.1 (BST Model). An *instance* of a binary search tree optimization problem comprises a sequence $X = (x_1, x_2, \dots, x_m)$ of requested keys and an initial tree T containing these keys.

An *execution* for this instance comprises a sequence of subtrees Q_1, \dots, Q_m , a sequence of transition trees Q'_1, \dots, Q'_m , and a sequence of after-trees T_1, \dots, T_m , where $T_0 \equiv T$ and for $1 \leq i \leq m$:

- Q_i is a connected subtree of T_{i-1} that contains both $\text{root}(T_{i-1})$ and x_i ;
- Q'_i is a binary search tree with the same keys as Q_i such that $x_i = \text{root}(Q'_i)$;⁶
- T_i is formed by substituting Q'_i for Q_i in T_{i-1} .

⁵This is distinct from the subtree rooted *at* a node x ; Q need not contain all ancestors of the root. The overloading of terminology is unfortunate but traditional in the literature. It will hopefully always be clear from context which sense is being used.

⁶The requirement that the requested key be placed at the root of its corresponding transition tree is a matter of convenience, and may be dropped if needed in order for the model to accommodate other algorithms (such as Greedy, defined below, or Semi-Splay [48]). Dropping this requirement lowers the optimum cost for a given instance by at most a constant factor. (See Appendix B.1.)

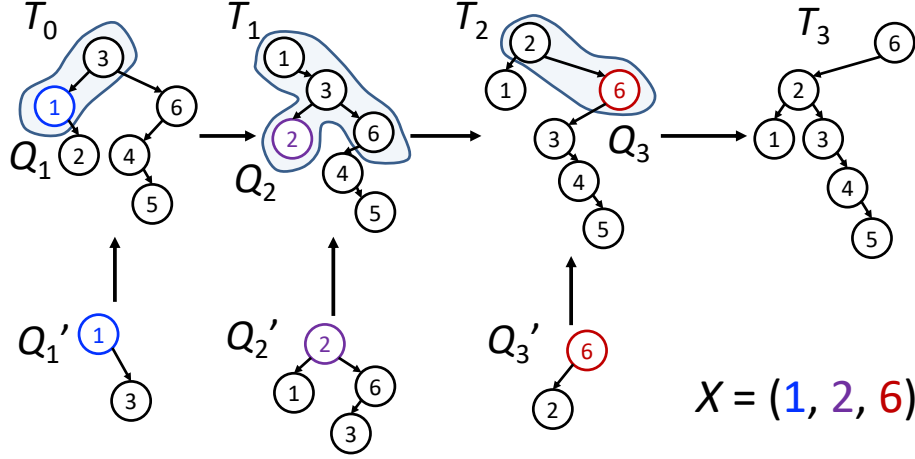


Figure 4: Example of an execution for an instance $X = (1, 2, 6)$. The total cost is $|Q'_1| + |Q'_2| + |Q'_3| = 2 + 4 + 2 = 8$.

Each Q_i in an execution is uniquely determined by T_{i-1} and Q'_i , and each T_i for $i > 0$ is uniquely determined by Q'_i and T_{i-1} . Thus an execution is uniquely determined by the sequence of transition trees, and we shall occasionally denote the execution by this sequence. Figure 4 shows an example of an instance and corresponding execution.

The *cost* of execution $E = (Q'_1, \dots, Q'_m)$ is $\sum_{i=1}^m |Q'_i|$, where $|Q'|$ denotes the number of nodes in Q' . At least one execution for X starting from T has minimum, or *optimum* value. Define

$$\text{OPT}(X, T) \equiv \min_{E \text{ for } X, T} \sum_{Q' \in E} |Q'|.$$

Defining the cost of an execution as the sum of the transition tree sizes captures the notion of paying for restructuring: fewer operations are required to substitute a smaller tree. Each transition tree contains the root and the node containing the requested key, and therefore the path connecting them (i.e. *access path*). This accounts for the cost of searching. We describe how to extend this model to encompass insertions and deletions in Section 6.1.

Remark 1.1. We will sometimes abuse notation and let $\text{OPT}(X, T)$ also refer to a sequence of transition trees that achieves the optimum cost. We will also abuse terminology by referring to *the* optimum execution for X and T instead of *an* optimum execution. Although there may be many executions achieving optimum cost, it will not matter for our purposes which is chosen, so we may assume one is chosen arbitrarily.

Remark 1.2. By [7, Theorem 43], we may assume without loss of generality

that every node in the initial tree T has an accessed descendant in T .⁷ Hence, T is the *smallest* connected subtree of the root containing all of X 's keys. Since every node in T , at least initially, is on a path from the root to a node that will be accessed, even an optimal execution must visit every node in the tree at least once. Therefore, $\text{OPT}(X, T) \geq |T|$. Similarly, every execution produces at least one transition tree per request. Hence, $\text{OPT}(X, T) \geq |X|$, where $|X|$ is the number of requests in X .

Remark 1.3. Note that $|\text{OPT}(X, T) - \text{OPT}(X, T')| \leq |T|$ for any two binary search trees T and T' with the same set of keys. Thus, it makes little difference to OPT whether the initial tree is left specified or unspecified, and many authors allow OPT to choose the best initial tree for a given request sequence for free. However, the initial tree can (potentially) have a significant impact on *Splay*'s behavior. Thus, we require instances to specify an initial tree. This matter is discussed further in Section 3.

Remark 1.4 (When are two trees the same?). There seem to be at least two subtly distinct notions of when two binary search trees are “equal.” The first view, which we will refer to as “node identity,” is that a tree is fundamentally a set of nodes. While restructuring may change the *arrangement* of these nodes, any tree comprising the same nodes is the same tree. Thus, T and T' may start out with the same keys in the same arrangement, but if the nodes themselves are different then they are different trees. Conversely, rotating a node in T may change its configuration, but under the view of node identity it remains the same object. This view is perhaps more common (likely due to how trees are actually implemented on computers).

In the second view, which we will refer to as “configuration identity,” a binary search tree is essentially a map from keys to the binary encodings of their access paths.⁸ So, for example, rotating at a child of the root of T changes every path in the tree, and the resultant tree T' is an entirely different mapping. Similarly, performing the reverse rotation in T' to form T'' means $T = T''$.⁹

The difference is basically semantic (and preference), and primarily influences notation and vocabulary. Node identity seems natural for describing how operations are implemented; configuration identity is suited for describing the outcomes of operations. Definition 1.1 and the remainder of this paper are presented in the language of configuration identity (unless otherwise noted) because it affords a greater level of abstraction and conciseness.

1.5 The Dynamic Optimality Conjecture

An *algorithm* A maps an instance (X, T) to a sequence of valid transition trees $Q'_1, \dots, Q'_{|X|}$ that execute the request sequence X with starting from tree T .

⁷Essentially, if a node y without children in T is never accessed then every occurrence of y in a transition tree can be replaced with an access to y 's predecessor or successor.

⁸See Section 2.4 for more detail about path encodings.

⁹The symbols “ T ” and “ T'' ” may be viewed as different names for the same underlying tree, while “ T' ” is a name for the rotated version of T .

The cost of this execution is denoted $\text{cost}_A(X, T)$. Note that we will be dealing almost exclusively with the cost of the *Splay* algorithm. Hence, $\text{cost}(X, T)$, without subscript, will always refer to the cost of *splaying* the keys of X with initial tree T .

Definition 1.2. An algorithm A is said to be *dynamically optimal* (or *constant competitive*) if there exists some constant $c \geq 1$ so that $\text{cost}_A(X, T) \leq c \text{OPT}(X, T)$ for all sequences of keys X and all corresponding initial trees T . The *dynamic optimality conjecture* states that Splay is dynamically optimal.

The term “dynamically optimal” instead of “constant-competitive” is traditional in the literature on this problem, and so we adapt it in this paper.

1.6 What is Known

Remark 1.5. This section provides only a cursory overview of the background literature on dynamic optimality. Lázló Kozma provides a more systematic survey in his Ph.D. thesis [33, Chapters 1 and 2].

The most interesting binary search tree algorithms are *on-line* algorithms; i.e. those which choose their operations based on tasks that come before, but not after, the current one. These reflect the algorithms that tend to be useful in realistic scenarios, and Splay is one of the most famous on-line binary search tree algorithms.

Various authors have explored generalizations of Splay. Subramanian defined a class of algorithms that reshape a tree in small steps. A set of rules, called a “template,” determines which step to take based on the arrangement of nodes in the immediate vicinity of the currently selected node. Different templates give rise to different algorithms, and a number of these algorithms have many of the same properties as Splay [52]. Georgakopoulos and McClurkin [22] and later Chalermsook et al. [6] proved further results about template-based algorithms.

Iacono describes a “proof-of-concept” algorithm in [28] that uses a multiplicative weights update method where each “expert” is a member from a certain class of on-line BST algorithms, ensuring that if any member of this class is optimal then so is his algorithm.

Finally, “Tango trees” [18] are known to cost at most $O(\log \log n)$ times the optimum for an initial tree of size n , vs. the best-known $O(\log n)$ for Splay and Greedy (or any balanced-tree algorithm). Tango trees are *not* dynamically optimal: there exist request sequences on which Tango costs $\Theta(\log \log n)$ times the optimum [18].

Both Iacono’s algorithm and Tango trees are mainly of theoretical interest, due to their complexity and high constant factor overhead.

Geometry and Greedy

The other major candidate on-line optimal binary search tree algorithm is colloquially known as “Greedy.” (Variously, “GreedyFuture” and “Geometric

Greedy.”) An *off*-line version of this algorithm, which min-heap orders nodes on the access path by soonest future access time of the keys,¹⁰ was conjectured to be constant-competitive for binary search trees, first by Lucas [38], and then independently by Munro [43]. The algorithm received renewed attention when Demaine et al. showed that it could be simulated by an *on*-line algorithm by using a representation of binary search tree executions as cartesian coordinate point-sets [19].

In the geometric model, a request sequence of integers $X = (x_1, \dots, x_m)$ is mapped to the Cartesian coordinate point set $P = \{(x_1, 1), \dots, (x_m, m)\}$. A valid execution in this view comprises a “satisfied superset” of integer valued points S , where $P \subseteq S$.¹¹ A point-set S is satisfied if the axis-aligned rectangle¹² defined by any pair of distinct points $a, b \in S$ with distinct horizontal and vertical coordinates contains at least one point in $S \setminus \{a, b\}$. The transition subtree for access i comprises the set of points with vertical coordinate i , and can be reconstructed implicitly from the remainder of the execution [19]. Precursors of the geometric model by Derryberry et al. [20] appeared prior to [19].

The *geometric* version of Greedy algorithm is defined inductively: $S_1 = \{(x_1, 1)\}$ and S_{i+1} is defined by adding the minimum set of points required to satisfy $S_i \cup \{(x_{i+1}, i+1)\}$. In [19], Demaine et al. showed that the original and the geometric versions of Greedy are equivalent. Since then, many of the interesting properties that first drew attention to Splay have been proved for Greedy, including working-set [21, 23] and dynamic finger [30], as well as some additional properties. See [33] for a thorough survey.

Many of the techniques developed in this work have either been (as with simulation embeddings) or could likely be (in the case of bounding additive overhead) applied to Greedy. However, Greedy is not the focus of this work. Adapting the machinery in this paper to the geometric model would likely constitute another investigation in its own right.

Lower Bounds

Wilber derived two lower bounds on the cost of executions for a given instance [58]. The first lower bound is computed by first choosing a fixed “reference tree” and then counting the number of “alternations” in the request sequence with respect to the reference tree.¹³ We examine Wilber’s *second* lower bound, which we call the *crossing bound*, at length in Section 4.

There is one other noteworthy lower bound, the “independent rectangle bound.” This bound, defined in the geometric model in [19], subsumes both of Wilber’s lower bounds. The similarity of this lower bound to Greedy serves as

¹⁰Additional rules are needed for arranging nodes whose keys are not subsequently requested. See [33, Section 2.5.3] for details.

¹¹Standard versions of the geometric model do not require a specified initial tree, although this can be incorporated (see [5]).

¹²If $a = (x_1, y_1)$ and $b = (x_2, y_2)$ then the axis-aligned rectangle is the set of points (x, y) such that $\min\{x_1, x_2\} \leq x \leq \max\{x_1, x_2\}$ and $\min\{y_1, y_2\} \leq y \leq \max\{y_1, y_2\}$.

¹³The actual statement of the bound is somewhat intricate. See [33, Chapter 2.6.1] for a fairly clear description.

heuristic evidence that Greedy is dynamically optimal. We will not make use of the alternation or independent rectangle bounds in this paper.

1.7 What is *not* Known

Currently, no on-line binary search tree algorithm is known to be constant competitive. Actually, our knowledge is much worse than this. There is no sub-exponential time algorithm *whatsoever* that is known to compute the cost of an optimum binary search tree execution for an instance to within a constant factor. None of the known lower bounds are known to be tight, although some are conjectured to be.

In fact, there is circumstantial evidence indicating that *exactly* computing the optimum cost of a binary search tree instance is NP-Complete: a slight generalization of the problem in which each task in the instance can request multiple keys *is* NP-Complete, as proved in [19]. The theoretical and practical difficulties we encountered when trying to reason about optimal binary search tree executions ultimately led us to the present approach, which consciously *avoids* directly comparing algorithms with optimal behavior.

2 Simulation Embeddings

How can we prove that Splay’s cost never exceeds a constant multiple of the optimum without knowing what optimum executions “look like?” We answer this question by combining two concepts.

The first starts with a simple observation: in many situations, one intuitively expects that removing tasks from an instance should decrease the cost for the algorithm to execute it. This may not always be the case, but it is a reasonable idea to explore. Accordingly, we say that an algorithm is *approximately monotone* if some fixed multiple of the time it requires to execute a list of tasks is an upper bound on the cost of executing any subsequence thereof.¹⁴ More formally:

Definition 2.1 (Approximate Monotonicity). An algorithm A is *approximately monotone* (or simply *monotone*) if there is some constant $b > 0$ so that $\text{cost}_A(Y, T) \leq b \text{cost}_A(X, T)$ for every request sequence X , subsequence Y of X , and initial tree T . The constant b is called the *subsequence overhead*. If $b = 1$ then A is called *strictly monotone*.¹⁵

Approximately monotone functions are generalizations of monotone set functions: a real-valued set function f is monotone if $f(A) \leq f(B)$ for all $A \subseteq B$.¹⁶ Here, $b > 1$ is allowed. Note that a subsequence is not necessarily contiguous: a subsequence Y can result from any sequence of deletions of keys from X . E.g. $(1, 3, 6)$ is a subsequence of $(1, 2, 3, 5, 6)$.

¹⁴In [35], we described approximate monotone algorithms as having the “subsequence property.” The benefit of hindsight motivated the change of terminology.

¹⁵Note that $b \geq 1$ since X is a subsequence of itself.

¹⁶Technically, the algorithms we deal with are *sequence*-valued instead of set-valued, but the generalization is trivial.

The second idea is to force an algorithm to *simulate* arbitrary executions by feeding it appropriately constructed “simulation-inducing” instances. A simulating instance must have two properties. First, the cost for the algorithm to execute the simulation should not exceed a fixed multiple of the simulated execution’s cost. Second, the simulation must contain the original instance corresponding to the simulated execution as a subsequence. We call a map from executions to simulation-inducing instances a *simulation embedding*.¹⁷ Formally:

Definition 2.2 (Simulation Embedding). A *simulation embedding* \mathcal{S}_A for an algorithm A is a map from executions to request sequences such that, for some $c > 0$,

- $\text{cost}_A(\mathcal{S}_A(E), T) \leq c|E|$, where $|E|$ denotes the cost of E , and
- X is a subsequence of $\mathcal{S}_A(E)$

for every request sequence X , initial tree T , and execution E for the instance (X, T) .

Such a mapping can be used to simulate an *optimal* execution of a given instance just as well as any other execution. The cost for the algorithm to execute the simulation is, by construction, no more than a fixed multiple of the optimal cost for that instance.

Now comes the key point. The simulation of this optimal execution will, again by construction, contain the original instance as a subsequence. If the algorithm is *also* approximately monotone, then the cost of executing the original instance will not exceed a fixed multiple of the simulation’s cost, and hence of the optimal cost. To conclude:

Theorem 2.1. *Approximately monotone algorithms with simulation embeddings are constant-competitive.*

We reserve the term “simulation *embedding*” exclusively for simulations constructed with the intention of reducing some question of constant competitiveness to one of proving that an algorithm is approximately monotone. (Many other uses of simulation-inducing instances exist.) In this work, we only build simulation embeddings for binary search tree algorithms. However, the concept itself seems much more general, and likely has applications outside of binary search trees.

The next section covers how to induce Splay to perform *restricted rotations*, as defined by [9], in constant time, and thereby transform a subtree arbitrarily in time proportional to the subtree’s size. Tree transformations are used in Section 2.2 to build a simulation embedding for Splay in the BST Model, and establish as a consequence that *approximate monotonicity* implies *dynamic optimality*. Tree transformations will also serve as the basis for several other results.

¹⁷As in, the original instance is “embedded” as a subsequence of the simulation sequence.

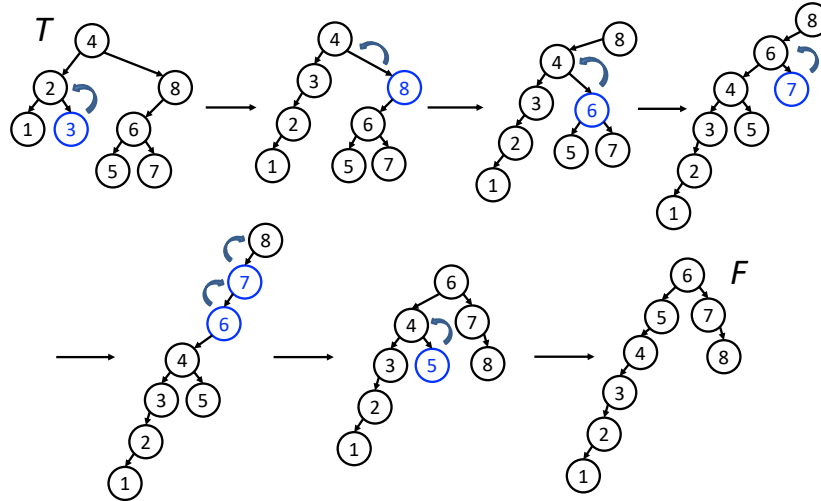


Figure 5: Applying restricted rotations to unwind a binary search tree T into a flat tree F , as per the algorithm described in [37]. Repeatedly rotate an off-spine node to the spine, moving the spine appropriately.

2.1 Tree Transformations

The term *restricted rotation* refers to rotating a node whose parent is either the root, or the root’s left child.

Theorem 2.2 ([10] and [37]). *Any tree T_1 of size n can be transformed into any other tree T_2 on the same set of keys through the application of at most $4n$ restricted rotations.*

Cleary was the first to prove a linear bound on restricted rotation distance in [9]. Cleary and Taback improved this bound to $4n$ in [10].¹⁸ Lucas presents Cleary’s result in terms of a standard BST model [37]. She describes an algorithm that uses restricted rotations to “unwrap” T_1 into a flattened tree F that has no left child with a right child and no right child with a left child. F is transformed into T_2 by applying the flattening algorithm in reverse. Figure 5 contains a sketch of this algorithm.

¹⁸Both papers proved these results in a manner far outside the description of binary search trees used by computer scientists. Cleary’s interest was in the generators of “Thompson’s group F .” Very roughly, this group corresponds, in a certain sense, to the class all maps which transform subtrees of roots of binary search trees. Apparently, this group is of some interest to algebraists due to a (correct) conjecture that it is an infinite simple group with a finite presentation. Readers intrigued by this digression may wish to consult [4].

Inducing Restricted Rotations

The next theorem, despite its utter simplicity, forms the basis of our entire method. To begin, we view a splay operation as a function that takes a tree T and a node $x \in T$ and returns a new tree T' . Note that we can only do this because of Splay's very simple structure: the resultant tree T' does not depend at all on the history of accesses. Define G_n , the *transition digraph* for Splay on binary search trees of n nodes, as follows. Assign to every binary search tree with n nodes and a fixed set of keys (say, integers 1 to n) a vertex in G_n . For each $T \in G_n$ and $x \in T$, draw an arc from T to $\text{splay}(T, x)$.

Theorem 2.3. G_4 is strongly connected.¹⁹

Proof. The reader may feel free to verify by hand the Hamiltonian cycle of G_4 depicted in Figure 6. \square

Remark 2.1. We conjecture, but have not tried to prove, that G_n has a Hamiltonian cycle for $n \geq 4$. Those interested in tackling this question may find it helpful to look at [39] and [40].

Theorem 2.3 opens the door to *inducing* restricted rotations in trees with four nodes. This is most easily seen by example. Suppose we start with tree **XI** in Figure 6, and that we wish to rotate at 2. The after-tree produced by this rotation corresponds to tree **II** in the diagram. Following the sequence of nodes marked by “*”, we see that splaying the sequence of keys 1, 4, 2, 1 and then 4 produces the desired effect. Similarly, we can induce a rotation at 1 in tree **III** by splaying the sequence (1, 4, 1, 3). We can use an identical procedure for performing any other restricted rotation in a four-node tree: find the corresponding starting tree and final tree in the cycle of Figure 6 and splay at the indicated keys to transform accordingly.

While Figure 6 provides a striking visual depiction of this process, more pedestrian methods can improve the cost overhead of performing restricted rotations in this fashion.

Theorem 2.4. A sequence of at most five splay operations suffices to do a restricted rotation in a four-node binary tree.

Proof. By direct computation of the diameter of G_4 . \square

Remark 2.2. The manner in which a splay operation alters the search path is a function only of the path's pointer structure. In particular, the structure of the subtrees hanging from the path have no bearing on the splay operation, save that they are reattached to the splayed path in accordance with the symmetric order. If we use splay operations to induce a restricted rotation in a four-node connected subtree of the root of a larger tree T , then we have performed the restricted rotation in T .

¹⁹Note that G_3 is *not* strongly connected.

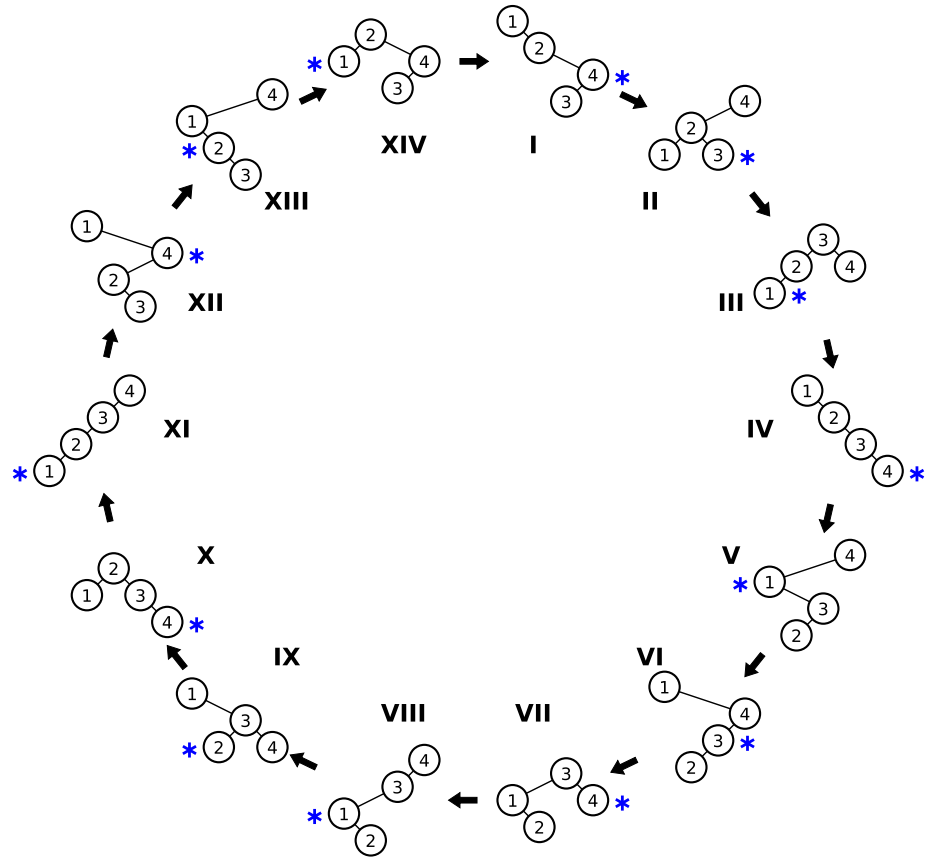


Figure 6: A Hamiltonian cycle in G_4 . Splay at nodes marked by * to convert one tree into the next.

Transforming with Splay

Define a BST algorithm to have the *transformation property* if for every pair of trees T and T' on the same set of keys there exists a request sequence that induces the algorithm to transform T into T' in $O(n)$ time. The crucial consequence of Theorems 2.3 and Remark 2.2 is that Splay has the transformation property! Stated more precisely:

Theorem 2.5. *Let T and T' be binary search trees of size $n \geq 4$ with the same keys. There exists a request sequence causing Splay to transform T into T' with cost at most $80n$.*

Proof. By Theorem 2.2, it takes at most $4n$ restricted rotations to transform T into T' . By Theorem 2.4, each restricted rotation can be done using no more than 5 splays. Each splay path has length 4 or less. Hence the total cost in the BST model is at most $4n * 5 * 4 = 80n$. \square

The proof of Theorem 2.5 is designed for minimalism. A more careful analysis could reduce the constant factor. For example, half of the restricted rotations rotate left or right at the root, and can be induced with cost 2. Additionally, our purposes are different from Cleary's in [9], and relaxing the requirement that the rotated node's parent is either the root or the root's left child may enable further reduction of the constant.

Remark 2.3. In fact, Splay can transform subtrees in far more powerful ways. See *universal transformations* (Appendix A.1) and *simultaneous transformations* (Appendix A.2) for examples.

2.2 Monotonicity Implies Optimality

Applying the logic of Remark 2.2: the net effect of using splay operations to transform Q into Q' , where Q' is a connected subtree of the root of another tree T , is to substitute the subtree Q' for Q in T . Hence Theorem 2.5 is a recipe for inducing Splay to perform *subtree transformations*. This can immediately be used to build a simulation embedding, \mathcal{S} , for Splay in the model of Definition 1.1, by stringing together the transformations that induce each subtree substitution of an execution. Now for the formalities.

In what follows, we may assume without loss of generality that all initial trees and transition trees in the BST model have at least four nodes. Given trees T and T' with the same keys, let $\mathbb{T}(T, T')$ denote the sequence of keys generated by using the process described in Theorem 2.5 for transforming T into T' .²⁰ (If $T = T'$ then the sole term in $\mathbb{T}(T, T')$ is the key in $\text{root}(T)$.) We refer to $\mathbb{T}(T, T')$ as the *transformation sequence* turning T into T' . Additionally, let $W \oplus Y$ denote the concatenation of sequences $W = (w_1, \dots, w_k)$ and $Y = (y_1, \dots, y_l)$ into $(w_1, \dots, w_k, y_1, \dots, y_l)$. The input to \mathcal{S} is an execution E for $X = (x_1, \dots, x_m)$

²⁰The freedom to choose different four-node subtrees for enacting restricted rotations with splaying means there can be many such sequences. This choice will not affect the following analysis, so we assume an arbitrary convention is imposed for choosing the subtrees.

starting from T , comprising subtrees Q_1, \dots, Q_m , transition trees Q'_1, \dots, Q'_m , and after-trees T_1, \dots, T_m , as described in Definition 1.1.

Theorem 2.6. *The map $\mathcal{S}(E) \equiv \mathbb{T}(Q_1, Q'_1) \oplus \dots \oplus \mathbb{T}(Q_m, Q'_m)$ from executions to request sequences is a simulation embedding for Splay in the BST Model.*

Proof. By construction, the execution of each block $\mathbb{T}(Q_i, Q'_i)$ for $1 \leq i \leq m$ substitutes Q'_i for Q_i in T_{i-1} , which brings the splayed tree's shape in line with that of the execution's. Next, notice that by Definition 1.1, x_i is at the root of Q'_i . Note that the Splay algorithm always brings the splayed node to the root of the tree. Hence, the last key featured in $\mathbb{T}(Q_i, Q'_i)$ is always x_i , meaning X is a subsequence of $\mathcal{S}(E)$. Finally,

$$\begin{aligned} \text{cost}(\mathcal{S}(E), T) &= \sum_{i=1}^m \text{cost}(\mathbb{T}(Q_i, Q'_i), T_{i-1}) \\ &\leq 80(|Q'_1| + \dots + |Q'_m|). \end{aligned}$$

The cost of the initial execution is $|Q'_1| + \dots + |Q'_m|$. Hence, a constant multiple of the original execution's cost is an upper bound on the cost for Splay to execute the simulation. We conclude that \mathcal{S} is a simulation embedding for Splay. \square

Theorem 2.7. *If Splay is approximately monotone then it is dynamically optimal.*

Proof. By Theorems 2.1 and 2.6. \square

Remark 2.4. Reducing dynamic optimality to approximate monotonicity is an example of a time-tested mathematical technique for establishing that a function (*the Splay algorithm*) has a certain property (*its cost is $< c \cdot \text{OPT}$*) at every point (*an instance (X, T)*) in some space (*the collection of all BST instances*): demonstrate that the property is true in some subset of the space (*the simulation instances*), and then relate the function's behavior (*via approximate monotonicity*) at other points in the space to its behavior in the subset.

2.3 Optimality Requires Monotonicity

Note the critical fact that Splay cannot be approximately monotone if OPT is *not* monotone. Fortunately, monotonicity is one of a select few properties that is relatively easy to prove about optimum BST executions.

Theorem 2.8. *OPT is strictly monotone.*

Proof. Let Y be a strict subsequence of $X = (x_1, \dots, x_m)$ and T be an initial tree containing the keys of X . Let E be an optimal execution for X starting from T with subtrees Q_1, \dots, Q_m , transition trees Q'_1, \dots, Q'_m , and after-trees T_1, \dots, T_m . We build an execution for Y with initial tree T costing less than $\text{OPT}(X, T)$.

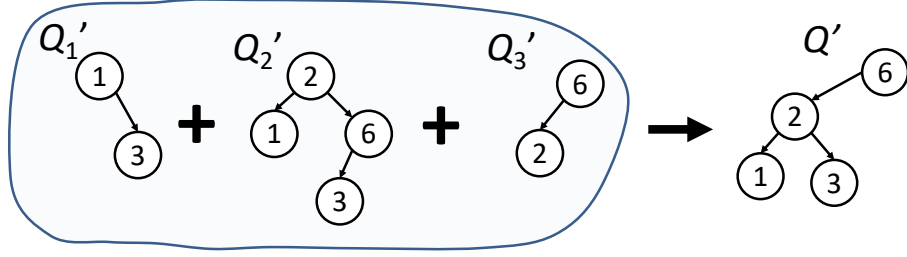


Figure 7: Example of eliding three transition trees.

Note that Y is formed by eliminating the requests in X that correspond to some subset of the integer indices from 1 to m . Let j be the smallest index eliminated, and let k be the smallest index greater than j which was not removed from X to form Y . If k does not exist (i.e. x_j, \dots, x_m are all dropped) then simply remove Q_j, \dots, Q_m and Q'_j, \dots, Q'_m from E to form a valid execution for Y . Otherwise we “elide” subtrees as follows.

Replace Q_j, \dots, Q_k with Q , the connected subtree of the root of T_{j-1} that contains all of the nodes in $Q_j \cup \dots \cup Q_k$. Then form the tree Q' by starting from Q and successively transforming the subtree Q_i into Q'_i for $j \leq i \leq k$ (see Figure 7). The transition tree Q' replaces Q'_j, \dots, Q'_k , and becomes the transition tree for the access in Y that corresponds to the k^{th} access in X . Observe that $|Q| \leq |Q_j| + \dots + |Q_k| - (k - j)$. Since $k - j > 1$, the cost of substituting Q' for Q in T_{j-1} is strictly less than the commensurate substitutions of Q_j, \dots, Q_k in X . Repeat this process for each subsequent contiguous subsequence of requests in X that are missing from Y to form a valid execution for Y costing less than E .

Since E is an optimal execution for (X, T) , $\text{OPT}(Y, T) < \text{OPT}(X, T)$. \square

Theorem 2.9. *If Splay is dynamically optimal then it is approximately monotone.*

Proof. For all subsequences Y of X , $\text{cost}(Y, T) \leq c \text{OPT}(Y, T) \leq c \text{OPT}(X, T) \leq c \text{cost}(X, T)$. The first inequality follows if Splay is dynamically optimal. \square

2.4 Partial Proof of Approximate Monotonicity

Execution Encodings

We can encode the pointer structure of a path from the root to a node by a binary string in which 1 signifies *right* and 0 signifies *left* (the *empty* string signifies access to the root). As mentioned in Remark 2.2, Splay only alters nodes on the path from the root to the accessed node, and in a way depending only on the path’s binary encoding. Given a list of encodings of the paths to splayed nodes, it is always possible to uniquely reconstruct the initial tree T

and sequence of requests X (up to an order-isomorphic relabelling of the keys). For example, the transformation of tree **XI** in Figure 6 into **II** via splaying is encoded as $(000, 1, 01, 0, 111)$.

Given that approximate monotonicity is sufficient to establish dynamic optimality, we can rephrase the conjecture, as follows. We are given an execution encoding $C = (c_1, \dots, c_m)$ and a *deletion sequence* F of integer indices $1 \leq f_1 < \dots < f_k \leq m$. If T and X are respectively the initial tree and request sequence implicitly defined by C then the *splay induced sub-encoding* $G = (g_1, \dots, g_l)$ corresponding to (C, F) is the sequence of access path encodings encountered while splaying $Y = (y_1, \dots, y_l)$ starting from T , where Y is the subsequence formed by removing requests from X whose indices are in F . The question of dynamic optimality is simply whether the total of the lengths of the strings in G is bounded by some fixed multiple of the total of the lengths of the strings in C .

Sequences of Increments and Decrements

Theorem 2.7 tells us that we only need to show the monotonicity for executions whose encodings consist solely of strings with at most *three* characters. This is because executing a simulation sequence produced by the embedding of Theorem 2.6 never produces an access path of length greater than four. At least in principle, this is slightly stronger than simply stating that monotonicity implies dynamic optimality, since we only need to consider sub-executions of execution encodings comprising the fifteen different binary strings with length at most three. Beyond idle speculation, we provide the following evidence that this lower bar to proving dynamic optimality could possibly buy real power: we show that Splay is monotone on a subset of such executions.

Theorem 2.10. *If C is an execution encoding comprising entirely of the strings 0, 00, 1, and 11, then cost of C upper bounds the cost of any of its splay-induced sub-encodings.*

Proof. Each 0 or 1 will induce a single *zig*, and each 00 or 11 will induce a single *zig-zig*. Thus, the initial tree is flat, and each request in the original sequence induces a single or double-rotation along the top of the tree, while maintaining the flat shape. In this context, each 0 or 1 effectively decrements or increments by one, and each 00 or 11 decrements or increments by two, assuming we canonically label nodes of the initial tree with integer keys 1 to n .

Assume that C only contains 0 or 1. Let X be the request sequence corresponding to C , and let $Y = (y_1, \dots, y_l)$ be any subsequence thereof. By the dynamic finger theorem (Theorem 1.1), $\text{cost}(Y, T) = O(|T| + \sum_{i=2}^l \lg(|y_i - y_{i-1}| + 2))$, where we absorb cost of the first access into $|T|$. Notice for each pair y_{i-1} and y_i in Y , there are at least $|y_i - y_{i-1}|$ corresponding requests in X , each of cost 2. Since $\sum_{i=2}^l \lg(|y_i - y_{i-1}| + 2) = O(m + \sum_{i=2}^l |y_i - y_{i-1}|)$, it follows that $\text{cost}(Y, T) = O(\text{cost}(X, T))$, and hence splay is approximately monotone on all such executions.²¹ Exactly the same logic applies to executions also containing

²¹The constant factors derived by Cole are universally regarded as dramatic overestimates of the true value, so we simply leave the bound inside big- O .

00 and 11. □

Remark 2.5. The proof of the dynamic finger theorem given in [13, 12] is notoriously complicated. It seems likely that Theorem 2.10 could instead be proven with a slight generalization of the sequential access theorem from [55]. We believe it would likely resemble a proof that splaying $(3, 2, 1)$ -avoiding permutations takes linear time, a topic discussed in [36, Section 5].

In actuality, we do *not* recommend attempting to prove approximate monotonicity by framing it in terms of path encodings, and we view this characterization as an intriguing dead end. The encoding-based viewpoint renders many aspects of the binary search tree model implicit, and therefore conceptually difficult to work with. The ideas discussed in Section 5 will likely prove to be more fruitful.

2.5 Competitive Ratios

It is worth asking whether *approximate* monotonicity is even needed. At least in the case of Splay, it is indeed required. For a simple example, let T be a left spine with integer nodes from 1 to n , and let $X = (3, 1, 2)$ and $Y = (1, 2)$. The reader can easily verify that $\text{cost}(X, T) = n + O(1)$ while $\text{cost}(Y, T) = 3n/2 + O(1)$. Hence, Splay's subsequence overhead is at least $3/2$. With a little more effort, we can get a slightly better lower bound on a . Let T be a left spine with integer nodes 1 to $2^k - 1$. If $X = (2^{k-1}, 2^{k-2}, \dots, 2, 1, 2, 4, \dots, 2^{k-1})$ and $Y = (1, 2, 4, \dots, 2^{k-1})$, then $\text{cost}(X, T) = 2^k + o(2^k)$ while $\text{cost}(Y, T) = 2 \cdot 2^k + o(2^k)$. Hence Splay's subsequence overhead is at least 2. We conjecture that this ratio is tight.

In fact, approximate monotonicity is useful even if Splay is not *constant*-competitive. For example, showing Splay has subsequence overhead $O(\log \log |T|)$ would suffice to establish that Splay is $O(\log \log |T|)$ -competitive with OPT.²² Similarly if, hypothetically, there is some sequence of instances $(X_1, T_1), (X_2, T_2), \dots$ for which $\text{cost}(X_n, T_n) = \Omega(\log \log n \text{OPT}(X_n, T_n))$, then $\frac{\text{cost}(X_n, T_n)}{\text{cost}(\mathcal{S}(\text{OPT}(X_n, T_n)), T_n)} = \Omega(\log \log n)$, and Splay's subsequence overhead would be $\Omega(\log \log n)$.

In fact, Splay's competitive ratio with OPT, to within a constant factor, is identical to its subsequence overhead. Formally, if

$$f(n) = \sup_{|T|=n, Y \subseteq X} \frac{\text{cost}(Y, T)}{\text{cost}(X, T)}$$

and

$$g(n) = \sup_{|T|=n, X} \frac{\text{cost}(X, T)}{\text{OPT}(X, T)},$$

where $Y \subseteq X$ denotes Y is a subsequence of X , then:

Theorem 2.11. $f(n)/g(n) = \Theta(1)$.

Approximate monotonicity and dynamic optimality are very much equivalent.

²²This itself would be a major result, improving over the best-known bound, $\text{cost}(X, T) = O(\log |T| \text{OPT}(X, T))$, that was first derived in [48].

2.6 Related Work

There are two prior works that construct simulation embeddings for binary search tree algorithms, and we encourage readers to examine both of these.

The earlier construction is tucked away in Dion Harmon’s Ph.D. thesis [26, Chapter 2.3.4]. He uses the geometric model of binary search tree algorithms to show that Greedy is constant-competitive if it is approximately monotone. His simulation embedding is as follows. Let $E = (Q'_1, \dots, Q'_m)$ be an execution X , and for a binary search tree Q define $\mathbb{G}(Q) = (\bigoplus_{i=1}^{|Q|} (q_i, q_i)) \oplus (q_1)$, where $q_1, \dots, q_{|Q|}$ are the nodes of Q ordered increasing by key. The simulation embedding for Greedy is the point set corresponding to the request sequence $\mathcal{G}(E) = \mathbb{G}(Q'_1) \oplus \dots \oplus \mathbb{G}(Q'_m)$. Harmon proves that Greedy satisfies this point set by adding at most $O(|Q'_1| + \dots + |Q'_m|)$ additional points. He is the first to use the term “monotonicity” in this context.

The second investigation was undertaken by Lu s Russo [45],²³ who analyzed his simulation embedding for Splay using *potential functions*.²⁴ He uses a model for binary search tree executions in which executions are sequences of **Compare**, **Move-Left/Right**, and **Rotate** operations.²⁵ Rather than induce Splay to simulate executions’ internal states (i.e. their transition trees), he creates request sequences such that the original executions’ individual **Rotate** and **Move** operations comprise a subsequence of those enacted while splaying the simulations’ keys.

The first part of Russo’s construction essentially re-implements tree transformations via restricted rotations by showing how to simulate arbitrary executions while only rotating nodes at depth two or less. He then outlines where to add extra splays to synchronize Splay’s executions with those of the depth-restricted executions.

Russo then upper bounds the cost of splaying a simulation sequence by that of the simulated execution through the use of some inventive modifications to the potential function employed by Sleator and Tarjan in their statement and analysis of the *access lemma* from [48]. His analysis, unlike ours, uses *node identity*. (See Remark 1.4.) Let S be tree maintained by executing the simulation sequence with Splay and T be the tree maintained by the execution being simulated.

Russo assigns each node a weight inversely proportional to the exponential of that node’s depth in T .²⁶ As in [48], he defines the *rank* of each node to be the logarithm of the sum of the weights in its subtree, and sets a *tree’s* potential to be the sum of its ranks. While nodes with the same key in S and T also have the same weight, the nodes are arranged differently in each tree. Thus, the two trees have different node ranks (and therefore different potentials). Furthermore, the

²³This article originally appeared on arXiv in 2015.

²⁴See Section 5.3 for a very brief introduction to potential functions.

²⁵Kozma [33] provides a nice description of this model, and a proof of its equivalence to the transition tree model.

²⁶This weight assignment is very similar to that in an early version of the proof that Splay is *statically optimal* [49].

weights change as T changes. Russo uses the *difference* between the potentials of S and T to bound the amortized cost of the splays by the cost of the original execution. A good portion of Russo’s analysis is determining how rotations in either tree change both the weights and the ranks of the nodes.

Our manner of constructing simulation embeddings for Splay offers several advantages. The analysis is completely combinatorial, and more straightforward to carry through. The simplicity of our arguments also makes them readily generalizable. (See Section 6.4.) Furthermore, by building simulations using tree transformations, we are able to prove both the sufficiency and necessity of approximate monotonicity for dynamic optimality using the same machinery. Neither Harmon [26] nor Russo [45] established the *necessity* of approximate monotonicity.

This investigation is independent of those by Harmon and Russo, having been largely completed before we came across their work. It also seems Russo was unaware of Harmon’s previous work, which makes ours the *third* independent rediscovery of simulation embeddings for binary search trees. This is perhaps an indication that there is something “intrinsic” about simulation embeddings in the dynamic optimality conjecture.

Demaine and Iacono independently conjectured that Splay is (approximately) monotone, although it seems they were unaware that monotonicity implies dynamic optimality [16]. To quote lecture notes scribed by Christopher Moh and Aditya Rathnam: “[A]n unpublished but simple conjecture states: *Consider a sequence of accesses on a splay tree. If any of these accesses is removed, the resulting sequence of accesses is cheaper than the original sequence of accesses.*” This conjecture seems obvious, but has so far remained resistant to attacks.” Indeed, this simple conjecture is actually the dynamic optimality conjecture itself! Perhaps the importance of simulation embeddings is that they transform dynamic optimality from a property that seems remarkable into something almost mundane.

Other Simulations

Outside of simulation *embeddings*, the general notion of simulating binary search tree executions seems to be a recurring theme in the literature on the dynamic optimality conjecture. Appendix B.1 discusses some of the simulation arguments from [58, 38, 26, 33] that have led to the description of the BST Model featured in Definition 1.1. Lucas’ work [38] features simulations of BST executions subject to a number of different restrictions. More recently, Bose et al. [3] showed how to simulate arbitrary binary search tree executions using transition trees of size $O(\log n)$, where n is the initial tree’s size. Finally, in a slightly different direction, Demaine et al. show how to simulate a *multi-finger* search tree data structure in the BST model [17].

3 Eliminating Additive Overhead

It is conceivable, a priori, that an algorithm \mathcal{A} can be dynamically optimal, but with some “startup overhead.” For example, perhaps $\text{cost}_{\mathcal{A}}(X, T) = O(\text{OPT}(X, T) + |T| \lg \lg |T|)$. Such a situation is not at all unimaginable. The typical reasoning ascribed to this possibility is that it may take “a few” accesses for Splay, or any other algorithm, to “sort itself out” given a “bad” initial tree. One might imagine starting with an “unbalanced” tree; for example, a left spine. We can formalize this notion:

Definition 3.1. An algorithm \mathcal{A} is dynamically optimal with *additive overhead* $g : \mathcal{T} \rightarrow \mathbb{N}$, where \mathcal{T} denotes the collection of all binary search trees, if there exists some positive constant c such that $\text{cost}_{\mathcal{A}}(X, T) \leq c \text{OPT}(X, T) + g(T)$ for every request sequence X and corresponding initial tree T .²⁷ The overhead is *intrinsic* if $\sup_{X, T} \text{cost}_{\mathcal{A}}(X, T) / \text{OPT}(X, T) = \infty$.

Remark 3.1. By Remark 1.3 we could just as easily assume that $g(n) = \max_{|T|=n} g(T)$.

Remark 3.2. If \mathcal{A} costs at most as much as the optimum with additive overhead $g(T)$, then for X containing $\Omega(g(T))$ requests, we can say that $\text{cost}_{\mathcal{A}}(X, T) = O(\text{OPT}(X, T))$. In fact, this can be used as an alternative definition of additive overhead.

The observations of Section 2.2 already provide something of a “lower bound” on Splay’s additive overhead, which must absorb at least $\Omega(|T|)$ additional cost as compared with OPT, due to the subsequence discrepancy.²⁸ Sleator and Tarjan optimistically speculated an $O(|T|)$ *upper bound* on the additive overhead separating Splay from OPT [48]. Remarkably, their guess *must* be right for the conjecture to be true!

3.1 Absorbing Transients

In this section we show that if Splay is dynamically optimal for *some* additive overhead then it is also optimal *without* additive overhead. Equivalently, if Splay is dynamically optimal then it cannot have *any* intrinsic additive overhead.

The formalities require care, but the idea is quite straightforward. Create an “augmented” sequence from the original request sequence that induces Splay to restore the tree to its initial state. Both the Splay cost and the optimal cost of executing many repetitions of the augmented sequence scale linearly with both the number of repetitions and with the cost of executing the original sequence. If Splay is optimal with *some* overhead, then it is possible to determine a sufficient number repetitions in order to absorb this additive overhead into the constant of optimality.

²⁷In [35], we referred to g as a *transient*.

²⁸We can, if so desired, simply absorb this into OPT (see Remark 1.2), giving an overhead equal to zero. The observations in Section 5.3 will provide natural reasons to formally maintain this as a separate overhead.

More precisely, let X be a request sequence with initial tree T . Let V be the tree produced by splaying the keys X starting from T , and define the augmented sequence $U = X \oplus \mathbb{T}(V, T)$, where $\mathbb{T}(V, T)$ is the transformation sequence that makes Splay transform V into T . Denote by $k * U$ the sequence U repeated k times.

Lemma 3.1. $k \text{ cost}(X, T) \leq \text{cost}(k * U, T)$.

Proof. First, note that $\text{cost}(U, T) \geq \text{cost}(X, T)$, since U merely consists of requests *appended* to X . Second, $\text{cost}(k * U, T) = k \text{ cost}(U, T)$, because executing U with Splay ensures that the resultant tree shape is reset to T , making each repetition an identical execution. Combining the two inequalities yields the desired result. \square

Lemma 3.2. $\text{OPT}(k * U, T) \leq 83k \text{ OPT}(X, T)$.

Proof. A bound on the optimal cost of an instance is established by constructing an execution of that instance that satisfies the bound and then noting that OPT , by definition, has the lowest cost of any execution. We establish two inequalities in this fashion.

First, $\text{OPT}(U, T) \leq \text{OPT}(X, T) + 81|T|$. The upper bounding execution is built by appending to a sequence of transition trees for $\text{OPT}(X, T)$ the trees formed by splaying the paths to the nodes of $\mathbb{T}(V, T)$, except with the first such path replaced by the tree formed by splaying the first node of $\mathbb{T}(V, T)$ in V . The total lengths of the remaining paths are at most $80|T|$ by the transformation property (Theorem 2.5).

Second, $\text{OPT}(k * U, T) \leq k * (\text{OPT}(U, T) + |T|)$. The upper bounding execution is constructed as follows. Let B denote a sequence of transition trees for $\text{OPT}(U, T)$. Define B' to be identical to B , except the first transition tree of B' includes the *entirety* of the tree formed by substituting the first transition tree in B into T . The execution consists of B followed by $k - 1$ repetitions of B' . The cost of B' is at most $|T|$ greater than B , hence the inequality.

Combining the two bounds on OPT gives

$$\begin{aligned} \text{OPT}(k * U, T) &\leq k(\text{OPT}(X, T) + 82|T|) \\ &\leq 83k \text{ OPT}(X, T), \end{aligned}$$

where the last inequality follows from Remark 1.2. \square

Theorem 3.1. *If $\text{cost}(X, T) \leq c \text{ OPT}(X, T) + g(T)$ then g is not intrinsic.*

Proof. By applying the previous inequalities:

$$\begin{aligned} k \text{ cost}(X, T) &\leq \text{cost}(k * U, T) && [\text{Lemma 3.1}] \\ &\leq c \text{ OPT}(k * U, T) + g(T) \\ &\leq 83ck \text{ OPT}(X, T) + g(T) && [\text{Lemma 3.2}] \\ &\leq (83c + 1)k \text{ OPT}(X, T). && [\text{Let } k \geq g(T)/\text{OPT}(X, T)] \end{aligned}$$

Since $\text{cost}(X, T)/\text{OPT}(X, T) \leq 83c + 1$, the function g is not intrinsic. \square

Remark 3.3. Our original proof of this theorem established the contrapositive, by “amplifying” hypothetical instances on which Splay is non-optimal to break any presumed additive overhead. An outline of the above (simpler) version of the proof was kindly supplied to us by Kurt Mehlhorn [42] after he reviewed our manuscript for [35].

It is worth considering the consequences of Theorem 3.1. Suppose, hypothetically, that there is a sequence of instances $\{(X_1, T_1), (X_2, T_2), \dots\}$ where $|T_n| = n$, $\text{cost}(X_n, T_n) = \Theta(n \log n)$, and $\text{OPT}(X_n, T_n) = \Theta(n)$. *A priori* this is compatible with the possibility that $\text{cost}(X, T) = \Theta(\text{OPT}(X, T) + |T| \log |T|)$. However, by Theorem 3.1 this cannot be the case. Either $\text{cost}(X, T) = O(\text{OPT}(X, T))$, or Splay cannot be optimal with *any* additive overhead.

A lovely corollary of Theorem 3.1 is that approximate monotonicity, even with “additive overhead,” still implies dynamic optimality (without additive overhead). More precisely:

Corollary 3.1. *If there exists a constant c and a function $g : \mathcal{T} \rightarrow \mathbb{N}$ such that $\text{cost}(Y, T) \leq c \text{cost}(X, T) + g(T)$ for all request sequences X , subsequences Y , and initial trees T then Splay is dynamically optimal.*

Proof. By Theorem 2.6,

$$\begin{aligned} \text{cost}(X, T) &\leq c \text{cost}(\mathcal{S}(\text{OPT}(X, T)), T) + g(T) \\ &\leq 80c \text{OPT}(X, T) + g(T). \end{aligned}$$

Apply Theorem 3.1. □

3.2 Background

The notion of optimality with an additive overhead has something of a history with respect to the conjecture. The earliest example comes from Sleator and Tarjan’s original paper [48], via the “balance theorem”: splaying m keys in a binary search tree with n nodes costs $O((m + n) \log(m + n))$. According to this bound, if m is asymptotically less than n , for example $m = \Theta(n / \log \log n)$, then an optimal execution could perform asymptotically better than Splay on “short” request sequences. The preliminary version of Cole’s work on the *dynamic finger theorem* [11] included an $O(n \log \log n)$ additive overhead in the bound, which required serious footwork involving inverse-Ackerman functions and significantly bloated constants to eliminate [13, 12].²⁹

Some consideration has also been devoted to Greedy’s additive overhead. In particular, it is conjectured in [19] that GreedyFuture’s execution cost never exceeds the optimal by more than an additive factor of $O(m)$ when serving m requests. Finally, Iacono’s “proof-of-concept” algorithm [28], if dynamically optimal, will have an (admittedly ludicrous) super-exponential additive overhead in initial tree size.

²⁹Note that this does not eliminate the possibility of $O(n \log n)$ additive overhead for Splay, since we can have a request sequence whose dynamic finger bound is $O(n \log n)$ yet whose optimal execution cost is $O(n)$. See, for example, the request sequences featured in [27].

Despite these ideas appearing implicitly throughout the literature, there seem to be no published results (prior to [35]) that give an upper bound on the additive overhead with which a binary search tree algorithm can be optimal. It seems somewhat surprising that this issue had not received further attention, as it has likely applications to recent work on pattern-avoiding access in binary search trees [5], not to mention enabling the reductions of both the deque and traversal conjectures to approximate monotonicity. (See Section 6.) From personal conversations, we are aware that John Iacono had independently considered some of the methods employed in this section in unpublished investigations.

The only other similar work we are aware of is Koumoutsos’ master’s thesis [32], whose “phase-based” analysis (our terminology) of optimum executions somewhat resembles the techniques used above.

4 Wilber’s Crossing Lower Bound

Prior to [35], Wilber’s “crossing” lower bound never had more than supporting roles in various lemmas and corollaries scattered throughout the literature.³⁰ But it seems this lower bound on the cost of binary search tree executions may yet play a crucial part in the story of the elusive dynamic optimality conjecture.

We introduce a version of the crossing bound defined in terms of the “crossing cost” of an algorithm called “Move-to-Root [2].” This version, implicit in Iacono’s work [29] and alluded to in [28] will be more amenable to the present purposes than Wilber’s original definition of the bound [58].³¹

We will see that the crossing bound is *approximately monotone*. This fact sets the stage for the material in Section 5.

4.1 Treaps and Move-to-Root

Move-to-Root is the simplest non-trivial algorithm that fits in Sleator and Tarjan’s cost model. To execute Move-to-Root, first search for the requested key k , and then repeatedly rotate the returned node x until it becomes the root. Allen and Munro were the first to analyze this algorithm, and while it is not dynamically optimal,³² it has good expected behavior [2]. Move-to-Root’s similarity to Splay is striking, and it is one of Splay’s progenitors [48]. Indeed, we will argue in Section 5 that Splay is connected with Move-to-Root in many ways.

A *treap* is a binary search tree in which each node is assigned a unique *priority* from a totally ordered set. The nodes of a treap obey the usual symmetric order condition with respect to their keys, and the *max-heap order* condition with respect to the priorities: a non-root node’s priority never exceeds its parent’s. There is only one way to arrange the nodes of a binary tree in a manner satisfying both the symmetric and heap orderings with respect to a given set of distinct

³⁰Perhaps the most interesting of these is Iacono’s work on “key-independent” optimality [29].

³¹See Appendix B.2 for a proof that this definition is equivalent to the original.

³²Consider executing $X = (1, 2, \dots, n)$ with keys initially arranged in a left spine.

keys and priorities: the root is the node of greatest priority, and the left and right subtrees comprise the treaps of nodes whose keys respectively smaller and greater than the root. Jean Vuillemin constructed treaps from permutations, setting each node's priority to the position of its key in the the permutation [57]. The term “treap” is due to Seidel and Aragon [46].

Move-to-Root is the *unique* algorithm such that, after each access, the nodes are arranged as a treap in which a node's priority is the most recent time at which its key was requested. The action of Move-to-Root is equivalent to setting the priority of the node that holds the requested key to one greater than that of all other nodes, and then restoring the treap order. (The first key is accessed at time 1.)

We can see as follows that Move-to-Root restores the heap-order invariant. Resetting the priority of the requested node x introduces a single “heap-order violation” at the edge between x and its parent (if the parent is present). After each rotation at x that does not result in x becoming the root, only a single edge in the tree violates the heap order, and that edge is always the one between x and its parent. When x becomes the root, it has the largest priority, and no other edges violate the heap order. That Move-to-Root is the unique algorithm restoring heap order stems from the uniqueness of the treap for the given priorities.

Remark 4.1. To produce initial tree T , give each node $x \in T$ initial priority of $\tau(x) - |T| - 1$, where $\tau(x)$ is the index at which x appears in $\text{postorder}(T) = (p_1, \dots, p_n)$. By definition of postorders, $\text{root}(T)$ will have highest priority under this assignment, and this will hold true recursively in the subtrees.³³

4.2 Crossing Cost and Bookkeeping

Let x be a node in a binary tree T , and consider the subtree P of T comprising the nodes of the path connecting x to the root of T . The *crossing nodes* for x in T comprise x , the root of T , and the nodes in P that are either left children with a right child on P or right children with a left child on P . We refer to the number of crossing nodes for x as the *crossing depth* or *level* of x in T , and denote it $\ell_T(x)$. The *bookkeeping nodes* are the non-crossing nodes of the access path. If $X = (x_1, \dots, x_m)$ is a request sequence with initial tree T_0 , and T_1, \dots, T_m are the after-trees of an execution E for (X, T_0) , then the *crossing cost* of execution E is $\sum_{i=1}^m \ell_{T_{i-1}}(x_i)$, and the *bookkeeping cost* is $\sum_{i=1}^m (1 + d_{T_{i-1}}(x_i) - \ell_{T_{i-1}}(x_i))$.

Definition 4.1 (Crossing Bound). The *crossing bound* (or *Wilber's bound*) for instance (X, T) , denoted by $\Lambda(X, T)$, is the crossing cost of Move-to-Root's execution of this instance.

Theorem 4.1. $\Lambda(X, T) = O(\text{OPT}(X, T))$.

³³We ensure that the first access time is greater than the initial priorities by making the initial priorities negative. In fact, any set of negative priorities that make the treap have the same shape as T will do. Choosing postorders is a matter of convenience.

This is essentially [58, Theorem 7]. Appendix B.2 covers a few technicalities that are needed in order to translate Wilber’s original result into the BST Model of Definition 1.1. For the present purposes, we focus on the *intuition* behind this bound.

At a high level, the binary search tree model is a natural extension of the “list-based” caching model that Sleator and Tarjan explored in tandem with their work on Splay trees [47]. In the list-based model, the data structure is a linked list, searches proceed by linear scan from the front of the list, and the fundamental restructuring operation is “swapping” two adjacent elements. The authors show that Move-to-Front, which simply moves each requested item to the front of the list, is constant competitive in this model. This was a source of inspiration for the dynamic optimality conjecture.

The difference between the list-based model and the BST model is as simple as it is profound: in the list-based model, nodes have a single “next” pointer, whereas nodes in the BST model have two pointers, “left” and “right”. The additional pointer in the BST model allows breaking lists into “short” access paths that comprise alternating left and right children. Thus, as Iacono intimates in [28], the BST model’s true power stems from the existence of *crossing nodes*, and the remaining nodes seem to simply be for “bookkeeping.” It is thus not so surprising to find a lower bound, Λ , based on *crossing costs*.

Wilber argues convincingly why we might expect the crossing costs to be related to keys’ prior access times [58]. From Definition 1.1, when a key is accessed, a BST algorithm must bring the node holding it to root. This requires relocating nodes that were brought to the root by previous requests. Wilber’s bound essentially counts the number of such nodes that must be “moved back out of the way” in order to complete a request. Treaps with time-ordered priorities provide a natural way to represent this information. Move-to-Root neatly maintains this treap.

Remark 4.2. Crossing nodes can be computed visually. Let p_1, p_2, \dots, p_k be the nodes of the access path for x in T . Draw a line vertically from x up to infinity.³⁴ For $1 < i < k$, if the edge connecting p_{i-1} to p_i crosses this line then p_i is a crossing node. (The endpoints are automatically crossing nodes.) See Figure 8 for an example of graphically computing Wilber’s bound.

4.3 Wilber’s Bound is Approximately Monotone

Proving monotonicity, generally, requires comparing how the algorithm executes two different request sequences starting from the same tree: the sequence and the subsequence. For Wilber’s bound, however, the following theorem enables reducing this problem to comparing how Move-to-Root executes the *same* request sequence starting from different trees.

³⁴A node’s horizontal coordinate is its key’s position in symmetric order; its vertical coordinate is the negative of its depth.

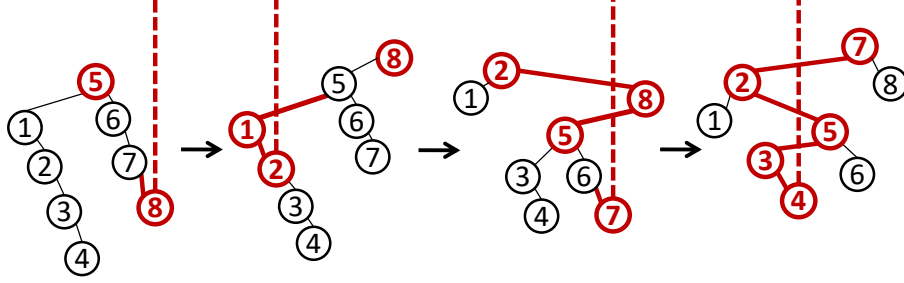


Figure 8: Execution of $X = (8, 2, 7, 4)$ starting from T by Move-to-Root. There are 14 total crossing nodes. Hence, $\Lambda(X, T) = 14$.

Theorem 4.2. $\Lambda(Z, S) - \Lambda(Z, \text{move-to-root}(S, x)) \leq 4\ell_S(x)$ for all request sequences Z , initial trees S , and $x \in S$.

We found this innocuous-looking lemma to be surprisingly difficult to prove. However, our basic strategy is straightforward. Let $Z = (z_1, \dots, z_m)$ and let $S_0 = S$ and $T_0 = \text{move-to-root}(S_0, x)$. For $1 \leq i \leq m$, let $S_i = \text{move-to-root}(S_{i-1}, z_i)$ be the after-trees of Move-to-Root’s execution of (Z, S_0) , let $T_i = \text{move-to-root}(T_{i-1}, z_i)$ be the after-trees of Move-to-Root’s execution of (Z, T_0) , and define $\Delta_{i-1}(y) = \ell_{S_i}(y) - \ell_{T_{i-1}}(y)$ for $y \in S$. Note that $\Lambda(Z, S) - \Lambda(Z, \text{move-to-root}(S, x)) = \sum_{i=1}^m \Delta_{i-1}(z_i)$ by definition. We derive explicit expressions for the functions $\Delta_0, \dots, \Delta_{m-1}$ and directly bound the sum. This involves a substantial amount of case analysis. The details are relegated to Appendix C for reference, and may be skipped upon first reading of this thesis.

Remark 4.3. In our paper [35, Lemma 6.1], we made the *incorrect* claim that $\Lambda(Z, S) - \Lambda(Z, \text{move-to-root}(S, x)) \leq \ell_S(x)$, and gave a proof that contains several errors. A counter-example is $S = \text{BST}(1, 7, 4, 2, 3, 6, 5)$ with request sequence $Z = (5, 3)$ and $x = 4$. We also stated that Λ , as defined above, is a *strictly* monotone function of Z , which is false.

Furthermore, in [35, Remark 6.2] we alluded to a “geometric” proof that Wilber’s bound is monotone that would be featured in a later version of the paper. This proof, suggested to us by Kurt Mehlhorn and later supplied in [42], was meant to be comparatively simpler than the machinery we use in this work. Unfortunately, the geometric proof has a subtle error.³⁵

Finally, we also implied that it is “easy” to prove that the independent rectangle bound from [19] is (strictly) monotone. As far as we are aware, it is actually an open question whether or not the Independent Rectangle Bound is strictly, or even approximately monotone. Regardless of the truth, we retract our claim that this is a “trivial” matter.

³⁵The issue is in the third paragraph of the proof of [42, Lemma 3]. The statement “if q does not lie in R , then the alternation (l, r) is still counted for p ” is incorrect: the addition of point q can change the orthogonal envelope for p . Thus, (l, r) might no longer be counted as an alternation for p .

Theorem 4.3. *Wilber’s bound is approximately monotone with subsequence overhead at most four.*

Proof. By induction on the number of request deletions used to form a subsequence from a sequence. Let $X = x_1, \dots, x_m$ be a request sequence with starting tree $T = T_0$. For $1 \leq i \leq m$, let $T_i = \text{move-to-root}(T_{i-1}, x)$. Let $m \geq e_1 > e_2 > \dots > e_k \geq 1$ be a “deletion sequence” of request indices. Let $X_0 = X$, and for $1 \leq j \leq k$, form X_j by removing the e_j^{th} request from X_{j-1} . Note that $\Lambda(X_0, T) = \Lambda(X, T)$ by construction.

Now suppose $\Lambda(X_{k-1}, T) \leq \Lambda(X, T) + 3 \sum_{i=1}^{k-1} \ell_{T_{e_i-1}}(x_{e_k})$. Note that $X_{k-1} = W \oplus (x_{e_k}) \oplus Z$ while $X_k = W \oplus Z$, where $W = (x_1, \dots, x_{e_k-1})$ and Z is the remainder of the request sequence for X_{k-1} . Thus,

$$\begin{aligned}\Lambda(X_{k-1}, T) &= \Lambda(W, T) + \ell_{T_{e_k-1}}(x_{e_k}) + \Lambda(Z, \text{move-to-root}(T_{e_k-1}, x_{e_k})) \\ \Lambda(X_k, T) &= \Lambda(W, T) + \Lambda(Z, T_{e_k-1}).\end{aligned}$$

By Theorem 4.2, $\Lambda(Z, T_{e_k-1}) \leq 4\ell_{T_{e_k-1}}(x_{e_k}) + \Lambda(Z, \text{move-to-root}(T_{e_k-1}, x_{e_k}))$, thus

$$\begin{aligned}\Lambda(X_k, T) &\leq \Lambda(X_{k-1}, T) + 3\ell_{T_{e_k-1}}(x_{e_k}) \\ &\leq \Lambda(X, T) + 3 \sum_{i=1}^k \ell_{T_{e_i-1}}(x_{e_k}) \\ &\leq 4\Lambda(X, T).\end{aligned}$$

□

5 Proposal for Proving Optimality

We put forward the following proposal for how to structure a proof that Splay is dynamically optimal, that builds on the tools developed so far. The key insight, assuming these ideas prove fruitful, is to *separately* analyze Splay’s crossing cost and its bookkeeping cost. Let $\Lambda'(X, T)$ denote the crossing cost of Splay’s execution of (X, T) and let $\zeta(X, T)$ denote the bookkeeping cost of this execution.³⁶

Splay’s crossing cost appears to be strongly correlated with the crossing lower bound (Section 5.1). We propose two ways to exploit this (Section 5.2). The first, and perhaps more obvious way, is to directly bound the value of Λ' with Wilber’s bound, Λ . The second approach, and the one we favor, is to adapt our proof of approximate monotonicity from the crossing bound to Splay’s crossing cost. Either one of these analyses will almost certainly involve a *potential function*; we discuss what this potential might “look like” (Section 5.3). Splay’s bookkeeping cost should be bounded by its crossing cost (Section 5.4).

³⁶Note that, because Splay only rearranges the access path, $\text{cost}(X, T) = \Lambda'(X, T) + \zeta(X, T)$.

Disclaimer. *Our proposals in this section are entirely speculative, and could be partially or even completely wrong.* Having said this, our suppositions are informed by extensive *informal* evidence of some variety, including folklore knowledge gleaned from discussions with colleagues, comments from other papers, and most of all, numerical experiments run using our implementations of the algorithms discussed herein. The results of our numerical experiments in particular have been corroborated in large part by John Iacono. We are confident that, at a minimum, the conjectures in this section can only be wrong for *interesting reasons*.

5.1 Move-to-Root and Splay

The following conjecture provides the preliminary impetus comparing Splay with the crossing lower bound:

Conjecture 5.1. $\Lambda'(X, T) = O(\Lambda(X, T) + |T|)$.³⁷

Remark 5.1. In fact, our numerical experiments seem to imply a much deeper relationship between Splay and the crossing lower bound: we believe $\text{cost}(X, T) = O(\Lambda(X, T) + |T|)$. This is actually stronger than the dynamic optimality conjecture, since it implies the crossing lower bound is tight. This would also imply Conjecture 5.1.

Conjecture 5.1 becomes more intuitive in the *global view* of template algorithms [6]. Wilber’s bound is defined by the crossing cost of Move-to-Root. Quoting the description of Splay from [6]: “Splay extends Move-to-Root: Let $s = v_0, v_1, \dots, v_k$ be the reversed search path. We view splaying as a two step process, see Figure 9. We first make s the root and split the search path into two paths, the path of elements smaller than s and the path of elements larger than s .³⁸ If v_{2i+1} and v_{2i+2} are on the same side of s , we rotate them, i.e., we remove v_{2i+2} from the path and make it a child of v_{2i+1} .”

Paraphrasing, Splay first executes Move-to-Root, and then performs extra rotations, the *zig-zigs*, along the side-arms of the after tree to ensure a “depth-halving” effect. In the language of treaps, each of these zig-zigs can create a “violation” in the max-heap ordering with respect to most recent access time.

As the executions of both Splay and Move-to-Root proceed, these zig-zigs will sometimes create further heap-order violations. At other times, the various splay steps will *remove* some of the heap-order violations. In our experience, tracking the creation and destruction of heap-order violations in Splay’s executions rapidly becomes complicated. Yet, the close relationship between Splay and Move-to-Root provides a reason to suspect that they only get out of sync “gradually.” As we shall see in Section 5.3, this strongly suggests the use of a *potential function* [53] for tracking these violations.

Of course, it has not been specified what this potential would be used *for*. This question brings us to a fork in our path.

³⁷Interestingly, can occur that $\Lambda'(X, T) < \Lambda(X, T)$. An example is $X = (3, 1, 4, 2)$ and $T = \text{BST}(3, 1, 2, 4)$.

³⁸This description of Move-to-Root is identical to the “unzipping” operation in Zip Trees [56].

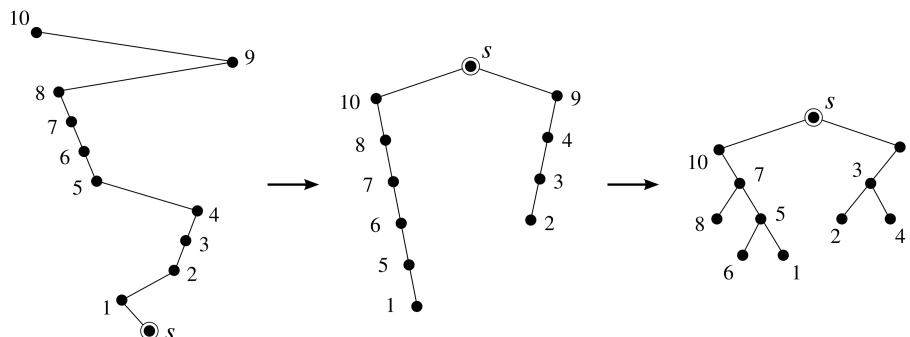


Figure 9: A global view of Splay trees. The transformation from the left to the middle illustrates Move-to-Root. The transformation from the left to the right illustrates Splay trees. (Figure and caption from [6]).

5.2 Splay’s Crossing Cost

Road I: Wilber’s Bound

The obvious way forward is attempting to directly prove Conjecture 5.1. We have tried at length to do so. Suffice it to say, this work would have included a proof had we succeeded. John Iacono has also noticed this relationship, and spent some time trying to prove it, to no avail. To the extent that it is possible to describe why a certain *kind* of proof is ineffective for attacking a given problem, we offer some comments on where the difficulties seem to lie.

Consider a request sequence $X = (x_1, \dots, x_m)$ and let P_1, \dots, P_m and P'_1, \dots, P'_m denote the paths encountered while executing X starting from T with, respectively, Move-to-Root and Splay. Path-for-path comparisons on various request sequences reveal that these two algorithms appear to share more than crossing *cost*. In fact, for most $1 \leq i \leq m$, the *keys* of the crossing nodes along each P_i and P'_i will be extremely similar (see Figure 10), albeit sometimes “offset” from each other in symmetric order by a small amount. The crossing nodes in P_i do *not* always appear directly in P'_i , however.

Usually, P'_i contains about one half to one third of the crossing nodes in P_i .³⁹ Other of P_i ’s crossing nodes appear in P'_{i+1} , a few more in P'_{i+2} , and so on. In essence, there appears to be some “temporal spreading” in terms of when Move-to-Root’s crossing nodes appear within the splay paths. The extent of temporal mixing is somewhat varied and depends on the particular request sequence. Likely, this is due to the differing extents to which nodes of the splayed tree violate the heap order with respect to most recent access time.

Joan Lucas has remarked that, in a number of contexts, OPT does not seem amenable to analysis by direct inductive proofs [38]. The observed temporal mixing may be one manifestation of this difficulty. Essentially, any inductive proof relating $\Lambda'(X, T)$ to $\Lambda(X, T)$ must account for *multiple* previous requests

³⁹This behavior is not seen in the figure; the examples are larger.

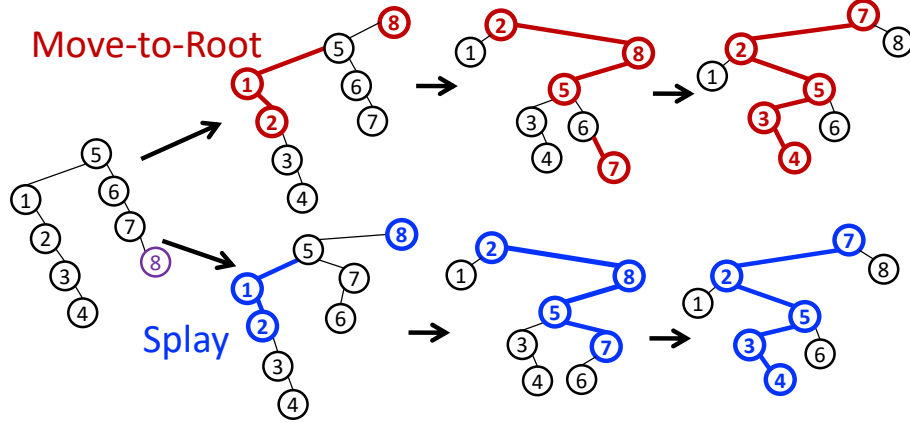


Figure 10: Comparison of crossing nodes for Splay and Move-to-Root when $X = (8, 2, 7, 4)$.

at the inductive step. If true, this issue essentially destroys what makes inductive arguments simple.

Nonetheless, we think Conjecture 5.1 merits further investigation. It would certainly be elegant and useful if true, and it is quite possible the above impediments to proving it are a mere product of our lack of imagination.

Road II: Approximate Monotonicity

We see one other viable route to analyzing Λ' :

Conjecture 5.2. $\Lambda'(Y, T) = O(\Lambda'(X, T) + |T|)$ for all request sequences X and subsequences Y of X .

The machinery used to prove Wilber’s bound is approximately monotone offers a clear starting point for attacking Conjecture 5.2. By contrast, we are not aware of any currently existing techniques that seem readily applicable to proving Conjecture 5.1. Thus, Conjecture 5.2 appears more tractable at the present time.

Adapting the machinery of Theorem 4.3 from Wilber’s bound to Splay requires changing the form of the induction. In particular, it seems rather unlikely that Conjecture 5.2 can be proved by analyzing the resultant increase in Splay’s crossing cost due removing a *single* request, as we did for Wilber’s bound using Theorem 4.2. In fact, the removal of a single request for a key whose node is at crossing depth $O(1)$ can increase the total crossing cost of subsequent Splays by $\Omega(|T|)$.⁴⁰ Thus, Conjecture 5.2 seems to require a “direct”

⁴⁰For example, let starting tree T be formed by Splaying key $2n$ in a right spine comprising

demonstration that removing an *arbitrary* subset of requests increases Splay’s crossing costs by at most a constant factor *in total*.

More precisely, let $X = (x_1, x_2, \dots, x_m)$, with $Y = (y_1, y_2, \dots, y_{m-k})$ produced as a subsequence of X through deleting request numbers $1 \leq d_1 < \dots < d_k \leq m$. For $1 \leq i \leq m$, define $X_i = (x_1, \dots, x_i)$, $Y_0 = \emptyset$, and $Y_i = (y_1, \dots, y_{i-\max\{j|d_j \leq i\}})$. Conjecture 5.2 requires a double induction on both i and k that establishes $\Lambda'(Y_i, T) \leq c(\Lambda'(X_i, T) + |T|)$ for some constant c . This style of induction entails comparing how Splay executes *different* request sequences starting from *different* trees.

A step in this direction is reproving the approximate monotonicity of the crossing bound via the above-mentioned double induction. Unfortunately, even this preliminary step is likely to be arduous: the proof of Theorem 4.3 via Theorem 4.2 is already unpleasantly complicated, so the more intricate version, frankly, will not be pretty. On the bright side, Theorem 4.3 ensures that a proof via this alternate method is, at least in principle, achievable.

This alternate proof of Theorem 4.3 must then be converted from Λ to Λ' . The conversion process will almost certainly require a *potential function* in order to smooth out the effects of occasional requests whose removal produces a high increase in Splay’s crossing costs. We discuss this matter in the next section.

We leave readers at a fork in the road. The first road is more obvious, yet so far it has led explorers astray. Perhaps the second road, less well-travelled, can make all the difference.

5.3 Potentials for Heap-Order Violations

A potential function is a tool for analyzing algorithms that have individual operations with high cost, but for which the cost per operation, *amortized* over all requests in a sequence, is low. (Splay is of course a perfect example.) Each possible configuration of the data structure (e.g. the tree) is assigned a numerical value, called its *potential*. We then redefine the cost of an operation to depend on both the “actual” cost (e.g. the length of the Splay path), and on how the potential changes due to the operation’s effect on the data structure. If carefully constructed, the sum of the redefined costs over a sequence of operations will be an upper bound on the sum of the actual costs, yet no individual operation’s “redefined” cost will ever be very large. This relates to our problem in the following way.

Consider request sequence $X = (x_1, \dots, x_m)$. While the crossing depth may differ greatly for any *individual* x_i at the time it is accessed in the splayed tree vs. the tree maintained by Move-to-Root, Conjecture 5.1 states that $\Lambda'(X, T)$ and $\Lambda(X, T)$ are always tightly coupled. Similarly, despite evidence that the removal of any *individual* request may greatly increase Λ' , if Conjecture 5.2 is correct then removing an arbitrary subset of requests will not increase Λ' too

integer keys 1 to $2n$. Let $Y = (2, 4, \dots, 2n - 2)$ and $X = (1) \oplus Y$. The crossing cost for splaying the first key in X starting from T is 2, and every subsequent splay in X has crossing cost 3. Meanwhile, the first splay in Y has crossing cost 4, and every subsequent splay in Y has crossing cost 5. Thus, $\Lambda'(Y, T) - \Lambda'(X, T) = \Omega(|T|)$.

much *in total*. Both of these conjectures are ripe for analysis via a potential function.

We are convinced that the correct potential for either of the above problems should in some way “smooth out” Splay’s heap-order violations. Constructing this potential function is one of the biggest remaining roadblocks to proving dynamic optimality that is left open by this work. It is, however, possible to infer something very important.

As noted in [31], a potential function’s design is closely tied to the extent to which the potential’s value can increase or decrease; i.e. its *range*. Typically, the potential’s range is used to bound the algorithm’s additive overhead. In our case, we already know by Theorem 3.1 that if Splay is optimal then its additive overhead will not exceed $O(|T|)$. Hence, the potential(s) used to prove Conjectures 5.1 or 5.2 should have maximum value at most $O(|T|)$. This narrows the “design space” that we might otherwise want to explore.

We speculate on two possible forms for the potential. The first simply counts the number of edges in the tree being splayed that violate the heap-order condition with respect to most recent access time. We have spent some time analyzing this simple potential, but not enough to form an opinion about whether it will suffice for the purpose at hand. *If* this potential is not up to the task, the likely reason will be that it is too “coarse,” in that it fails to capture heap-order violations between nodes not immediately connected by an edge.

In case the potential *does* require more granularity, it seems reasonable to address this through weighting each node by some function of the *difference* between its *crossing depth* in the splayed tree and in the treap maintained by Move-to-Root. Russo’s potential from [45] may be a good starting point for gleaning inspiration. But any further speculation that we provide on the form of this second type of potential is more likely than not to simply make readers liable for the authors’ own ignorance.

5.4 Splay’s Bookkeeping Cost

Because Move-to-Root’s crossing cost forms a lower bound on OPT, Move-to-Root is only non-optimal due to sometimes having high bookkeeping cost. Splay tweaks Move-to-Root by breaking apart bookkeeping edges in the side-arms of the after-tree via zig-zig steps. Splay thus seems to be precisely the modification needed to make Move-to-Root optimal. The numerical evidence backs this up, and we believe:

Conjecture 5.3. $\zeta(X, T) = O(\Lambda'(X, T) + |T|)$. *The constant inside the big “O” is at least two.*

Theorem 5.1. *If Conjecture 5.3 and either of Conjectures 5.1 or 5.2 are correct then Splay is dynamically optimal.*

Proof. If Conjectures 5.3 and 5.1 are correct then $\text{cost}(X, T) = O(\Lambda(X, T) + |T|) = O(\text{OPT}(X, T))$, where the last bound follows by Theorem 4.1. If Conjectures 5.3 and 5.2 are both correct then Splay is approximately monotone, and therefore dynamically optimal, by Theorem 2.7. \square

There is good empirical reason for separately exploring Splay’s crossing and bookkeeping cost. Qualitatively, ζ has a different “character” from Λ' . Most notably, $|\zeta(X, T) - \Lambda(X, T)|$ exhibits far more variability than $|\Lambda'(X, T) - \Lambda(X, T)|$: sometimes the former difference is much greater, and for other instances the former difference is negligible.

Comparing the trees resulting from splaying paths with many zig-zigs to those resulting from splaying paths with many crossings yields some intuition about why Conjecture 5.3 might hold. Heuristically, Splay turns crossings into zig-zigs, and zig-zigs into crossings. Precisely tracking the creation and destruction of crossings and zig-zigs as Splay’s execution progresses seems to become quickly unmanageable, which suggests the use of a potential function to do so.

It seems reasonable that an appropriate potential function will act as a proxy for “the number of bookkeeping nodes” in the tree being splayed. Intuitively, a leftward or rightward path should maximize this potential, and a perfectly balanced binary search tree (which has $2^k - 1$ nodes all with depth at most $k - 1$) should minimize it. We have encountered unexpected difficulties when trying to appropriately formalize this notion. Our investigations into this matter are only preliminary, so we decline to comment further on what the potential might look like.

The factor of two in Conjecture 5.3 is again derived from numerical experiments. In particular, it follows from the example showing Splay’s subsequence overhead in Section 2.2: the extra Splay steps when executing the subsequence are almost entirely zig-zigs. It seems possible that Splay’s subsequence overhead stems mostly from its bookkeeping cost.

Remark 5.2. In [35] we referred to bookkeeping nodes as “zig-zig” nodes, and also referred to crossing nodes as “zig-zag” nodes. This was an *unfortunate* choice of terminology. There exist access paths that contain an arbitrary number of both crossing nodes and bookkeeping nodes, yet where the Splay steps are either entirely zig-zigs or entirely zig-zags. See Figure 11.

5.5 Similar Ideas

Some of the ideas proposed here resemble those which gave rise to *Tango Trees* [18]. This data structure was essentially constructed by turning Wilber’s other lower bound (the “alternation” bound) into an algorithm. By comparing the executions of the algorithm with the known lower bound, Demaine et al. were able to prove that Tango costs no more than $O(\log \log n)$ times the optimum for a tree of size n . Many ideas in this section essentially boil down to comparing Splay’s behavior with the crossing lower bound. In fact, the similarities between Tango and the ideas in this section run deeper: Tango trees actually began as an attempt to turn the crossing bound into an algorithm. One can view this section as a second attempt to make use of the crossing bound, albeit in a very different way.

This definition of deletion is unusually strong. Typically, deletion is implemented by accessing the successor *or* predecessor, but not both. However, this version can be implemented using a subtree transformation. We leave the analysis of standard deletion algorithms as an open problem.

These representations of *insertion* and *deletion* are carefully constructed to be *restricted* versions of operations in the model of Definition 1.1. Since Splay can simulate arbitrary subtree transformations, it can induce transformations of the restricted form as well. Thus, if Splay is approximately monotone in the model of Definition 1.1 then it will also be constant competitive with OPT on request sequences that allow these operations.

6.2 Deque

Consider the following problem. Start with a tree T having integers 1 through n as elements, and consider a sequence of m of the following operations: delete the minimum key, delete the maximum key, insert a new minimum key, and insert a new maximum key. (These are called *deque* operations.) These operations can be performed with a total cost $O(m + n)$ using the above model of insertion and deletion, as follows.⁴²

Initially, the starting tree is reshaped so that the median key x (or a key closest to the median) is the root, the nodes less than x form a rightward chain as x 's left subtree, and the nodes greater than x form a leftward chain as x 's right subtree. At any time, let w and z be the nodes with minimum and maximum key, respectively. To insert a new minimum (respectively maximum), rotate at w 's left child (respectively z 's right child) and assign this child a key that is less than the current minimum (respectively greater than the current maximum). To delete the current minimum (respectively maximum), remove the deleted node's key, and then rotate at the right child of w (respectively left child of z), if the child is present. If the child is not present then the tree's visible nodes are rearranged in the same manner that was used to reshape the initial tree. The situation is depicted in Figure 12.

In [55], Tarjan considered whether the total cost of performing deque operations via *splaying* costs $O(m + n)$, calling this the *deque conjecture*. Extrema insertion can be performed using insertion splaying. Deletion of the minimum (respectively maximum) key can be implemented by splaying the successor (respectively predecessor) and then removing the node with minimum (respectively maximum) key. By Theorems 2.7 and 3.1, if Splay is approximately monotone then these implementations of the deque operations will have total cost $O(m + n)$.

This does not entirely resolve the original question posed by Tarjan in [55]. Tarjan's original Splay-based implementations of the deque operations fall outside of the insertion and deletion model of the previous section. We leave determining whether approximate monotonicity also implies that the original implementations satisfy the deque conjecture as an open problem.

⁴²We omit certain details about degenerate trees with fewer than three nodes. See [7, Lemma 36] for a more thorough description.

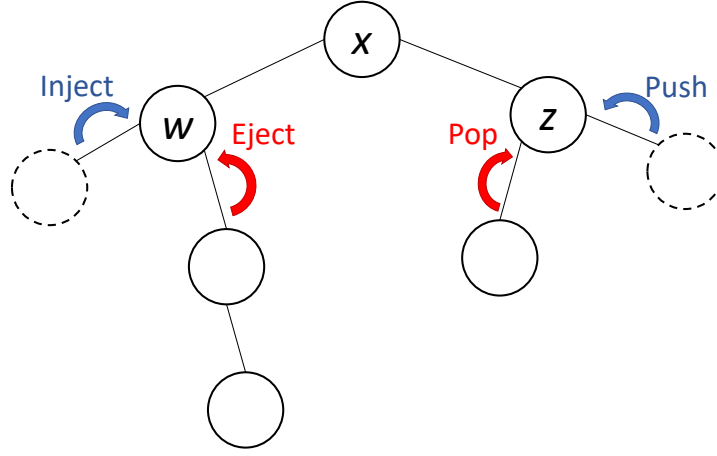


Figure 12: Schematic of a binary search tree representation for a deque, showing how the operations defined by [55] map to rotations in the tree. A *push* or *inject* makes the rotated nodes visible. A *pop* initiates a rebalance of this particular tree.

6.3 Traversal

A corollary of Theorem 3.1 is that if Splay is approximately monotone (and hence is dynamically optimal) then it satisfies the *traversal conjecture*, which is as follows. Let T_1 and T_2 be any two binary search trees on the same set of n keys. The traversal conjecture [48] states that $\text{cost}(T_1, \text{preorder}(T_2)) = O(n)$. The traversal conjecture would be an immediate consequence of Splay being dynamically optimal with linear additive overhead,⁴³ but would *not* necessarily follow from Splay being optimal with *super-linear* additive overhead. Theorem 3.1 removes the difference.

6.4 Path-Based Algorithms

A natural generalization of Splay is what we refer to as a *path-based algorithm*. The transition trees of a path-based algorithm comprise nodes solely lying on the access path, and the transition trees' shapes, up to relabelling of the keys, are determined entirely by the *binary encoding* of the access path. A reexamination of Sections 2 and 3 reveals that all of the results in these sections⁴⁴ apply to any path-based algorithm whose transition graph G_n is strongly connected for some $n \geq 3$. Any such algorithm will have the transformation property, and the

⁴³Splaying $\text{preorder}(T)$ starting from T takes linear time. (See Appendix [8, 36].) OPT can substitute any other tree for $\text{preorder}(T)$ with cost at most the size of the initial tree and then Splay.

⁴⁴With the sole exception of Theorem 2.10, which relies on Cole's “Splay-specific” proof of the dynamic finger theorem.

overhead of the transformations (and hence simulations) will be bounded above by n times the diameter of the algorithm’s transition graph G_n .

The transition graph of “Simple Splay,” described in [48], is also strongly connected. Hence, if Simple Splay is approximately monotone then it is dynamically optimal. Interestingly enough, the results of these sections *also* apply to Move-to-Root, since Move-to-Root can be used to transform between three-node trees (proof omitted). It is easy to show that Move-to-Root is *not* optimal. Hence, by Theorem 2.7, Move-to-Root is not approximately monotone.⁴⁵ If nothing else, this indicates Theorem 2.9 could be a useful tool for showing algorithms are *not* optimal.

The results of Sections 2 and 3 do *not* immediately apply to the “Top-Down” variants of Splay, described in [48]. Top-Down Splay cannot be used to transform trees at linear cost. It is still possible to build a simulation embeddings for Top-Down Splay, however. (See Appendix A.3.)

Any *template based* algorithm of the types discussed in [52] and [22] whose transition graph G_n is strongly connected for some $n \geq 3$ is dynamically optimal if and only if it is approximately monotone. We suspect, but have not tried to prove, that there are simple sets of combinatorial criteria by which one can evaluate a template to determine if it has some strongly connected transition graph, and that a large sub-family of template algorithms will meet such criteria.

Aside: The Power of Simplicity

Reflecting on the observations about path-based algorithms, there seems to be a peculiar conflict in the question of dynamic optimality between the directions that one’s intuition might naturally lead.

On the one hand, the dynamic optimality conjecture is colloquially considered to be a “surprisingly strong” one. What is meant by this is that, compared to the “power” or “capabilities” available to an *arbitrary* execution in the BST Model, Splay is severely “restricted.” An optimum execution is *offline*, i.e. it sees all requests at once, and “plans” how to structure the transition trees accordingly. In contrast, Splay is an *online* algorithm, which cannot see the future. Splay is also *history independent*, merely adjusting the tree according to the given rules, without regard to previous requests. Perhaps more severely, Splay does not use any knowledge about the global structure of the tree, or the keys within it. It is, essentially, a very simple algorithm for splitting paths in half. The “simplicity” of Splay juxtaposed with the intricacy of the BST Model can elicit a visceral feeling that it would indeed be quite remarkable if the conjecture were true.

Yet, upon further reflection, it becomes very clear that the same properties that make Splay seem so restricted are *exactly* what enable the creation of relatively simple and explicit simulation embeddings. If, for example, an algorithm outputs a transition tree for request x whose structure depends on the requests either preceding or following x , it could seriously complicate catenation of the key

⁴⁵If T is a leftward path of n nodes, $X = (n, n-1, \dots, 2, 1, 2, \dots, n-1, n)$, and $Y = (1, 2, \dots, n)$ then the cost of executing Move-to-Root on the subsequence Y is $\Theta(n)$ times the cost of executing Move-to-Root on the super-sequence X .

sequences that induce particular subtree transformations, since the transition tree for x is altered by adjacent transformations. In contrast, the effect of *splaying* x depends on neither past nor future. Hence, transformation sequences for Splay can be linked together. Similarly, if an algorithm’s behavior depends on the tree structure as it exists outside the path, it is no longer possible to treat each subtree transformation cleanly and independently, as we could do when proving Theorem 2.6. In a very poignant sense, Splay’s simplicity and restrictiveness make its execution *controllable*. It seems unlikely that algorithms without these properties could be so easily coerced to simulate arbitrary executions.⁴⁶

Perhaps this strange duality, in which the most restricted algorithms are the easiest to “control,” and hence prove optimal, will serve as a guiding principle for building simulation embeddings in other models of computation. It does seem to resonate with peoples’ pervasive aesthetic preference for using “elegant” algorithms wherever possible.

Acknowledgements

We thank Luís Russo for suggestions that much improved Figure 6, Kurt Mehlhorn for supplying the simplified proof of Theorem 3.1, Amit Halevi for providing comments that greatly clarified Definition 1.1, and Siddhartha Sen for editorial feedback. The high-level presentation of Sections 2 and 3 benefitted greatly from informal discussions with Daniel Cooney. We are indebted to John Iacono for his guidance in understanding the equivalence between Wilber’s bound and the crossing nodes of treaps, along with corroborating our empirical comparisons between the behaviors of Splay and Wilber’s bound. Finally, we are grateful to David Galles for making his “Data Structure Visualizations” available on his website.⁴⁷ The first author in particular spent many hours prototyping the ideas featured in this paper using Galles’ visualizer. This would have been a lesser work without this publicly available tool. Research at Princeton University partially supported by an innovation research grant from Princeton and a gift from Microsoft.

⁴⁶As discussed in Section 2.6, Harmon builds a simulation embedding in [26] for GreedyFuture whose execution is *history-dependent*. That he proves this in a very different (although cost-equivalent) geometric model of computation where this algorithm’s behavior is far simpler to describe may well actually bolster our claim.

⁴⁷<https://www.cs.usfca.edu/~galles/visualization/Algorithms.html>

Appendices

A Further Transformations

A.1 Universal Transforms

This section covers a generalization of transformation sequences, called *universal transformations*. A *universal transformation sequence* U for a binary search tree Q with at least four nodes is a sequence of keys such that, if T is *any* binary search tree whose keys are a superset of the keys in Q , then Q will be a connected subtree of the root in the final after-tree, T' , produced by splaying the sequence U starting from T . (The subtrees hanging from Q in T' may be arranged arbitrarily.) We stress that the sequence of U is *independent* of the structure or number of keys in T , and comprises only keys in Q .

Our universal transformation sequences comprise three basic parts: a reverse sequential access of Q 's nodes, a “cleanup sequence”, and transformation of the left spine to Q . Let $q_1 < \dots < q_{|Q|}$ be the keys in Q . (For convenience, we may assume $|Q| = 2k + 3$ for some integer $k > 0$.) Let $A(Q)$ denote the sequence of Q 's keys listed largest to smallest, and let $C(Q) = \mathbb{T}(L, Q)$ denote the transformation sequence that induces Splay to turn a left spine L with the same keys into Q . Define the sequence valued function $G(x, y, z) = (z, y, z, x, y, z)$, and let $B(Q) = \bigoplus_{i=1}^{(2|Q|-3)/2} G(q_{2i-1}, q_{2i}, q_{2i+1})$. Define $\mathbb{U}(Q) \equiv A(Q) \oplus B(Q) \oplus C(Q)$.

$\mathbb{U}(Q)$ is a universal transformation sequence for Q . Furthermore, the cost of executing this transformation is linear in the size of T . More precisely:

Theorem A.1. *Let Q be a binary search tree with $|Q| = 2k + 3$ for $k > 1$, and let T be a binary search tree containing the keys of Q as a subset. Denote by $C_T(Q)$ the smallest connected subgraph of T that contains both $\text{root}(T)$ and the keys in Q . If T' is the final after-tree from splaying $\mathbb{U}(Q)$ starting from tree T , then*

- $|\mathbb{U}(Q)| = O(|Q|)$, and
- $C_{T'}(Q) = Q$, and
- $\text{cost}(\mathbb{U}(Q), T) = O(|C_T(Q)|)$.

Proof. The first part of the theorem is the simplest. The sequential access comprises of $|Q|$ keys. The cleanup sequence is a concatenation of $(|Q| - 3)/2$ sequences of length six, and the transformation portion comprises at most $20|Q|$ keys by Theorem 2.5.

The reverse sequential access arranges the keys of Q in a rightward spine at the top of the tree. However, between each successive pair q_i and q_{i+1} there will sometimes be a node from $T \setminus Q$, which occurs whenever the last splay step when splaying q_i was a zig-zig. Whether this happens or not is a function of T 's structure, and cannot be anticipated by the cleanup sequence. However, from Figure 13, we can see that splaying the sequence $G(q_1, q_2, q_3)$ ensures that q_1 becomes the left child of q_2 which becomes the left child of q_3 which becomes the

root, regardless of whether or not there was an extra node from $T \setminus Q$ between either, or both of the pairs $\{q_1, q_2\}$ and $\{q_2, q_3\}$ at the beginning of the splay operations. By repeating this process for each grouping $(q_{2i-1}, q_{2i}, q_{2i+1})$, the end result of splaying the cleanup sequence $B(Q)$ is to ensure that the nodes of Q are arranged as a connected subtree of the left spine. The final transformation sequence arranges this left spine into Q . Hence, $C_{T'}(Q) = Q$.

Note that $A(Q)$ is a subsequence of the nodes of $C_T(Q)$ arranged in reverse symmetric order. Applying the dynamic finger theorem in a manner similar to that used for proving Theorem 2.10, we see that the cost of splaying $A(Q)$ is $O(|C_T(Q)|)$. By Theorem 2.5, the sequence $B(Q)$ comprises $3|Q| - 9$ splays, each one for a node with depth at most 4. Thus, splaying $C(Q)$ takes $O(|Q|)$ time. \square

It is somewhat remarkable that it is possible that it is possible to create the “cleanup sequence” $B(Q)$ while only using keys from Q itself. We believe universal transformations might be useful for proving theorems related to multi-finger search trees [17].

A.2 Simultaneous Transforms

Taking a closer look at Figure 13, it seems like it should be possible to produce request sequences which cause two different algorithms to transform the same starting tree. This is indeed the case for Splay and Move-to-Root. We have declined to provide pictures of this process, which will look similar to Figure 13. Instead, we supply instructions for inducing simultaneous four-node transforms for these algorithms.

Assume that the starting tree has four nodes whose keys are $\{1, 2, 3, 4\}$. Whatever the starting arrangement, accessing the sequence $(1, 2, 3, 4)$, both with Splay and with Move-to-Root, produces a left spine. Accessing the keys in reverse order produces a right spine. There are fourteen binary search trees with these four keys, and the above covers two of them. Each of twelve remaining trees comprising these four nodes has a symmetric variant.

The following six request sequences induce both Splay and Move-to-Root to produce the same distinct member from the twelve remaining trees when accessed starting from the left spine: $(3, 1, 4, 1)$, $(2, 3, 4, 1, 2, 1)$, $(2, 3, 4, 1, 3, 1)$, $(2, 3, 4, 2, 4, 1)$, (2) and $(2, 3, 4, 2, 4, 1, 2)$. None of the distinct trees so produced is a mirrored variant of one of the others. The reflections of these trees can be produced symmetrically by starting from the right spine, with the corresponding access sequences produced and substituting 4 for 1, 3 for 2, 2 for 3 and 1 for 4 in the sequences above. Thus, for every pair of binary search trees with the same keys, there is a request sequence that simultaneously induces Splay and Move-to-Root to transform between them.

By stringing these four node transformations together, it is possible to produce request sequences that induce both Splay and Move-to-Root to simultaneously

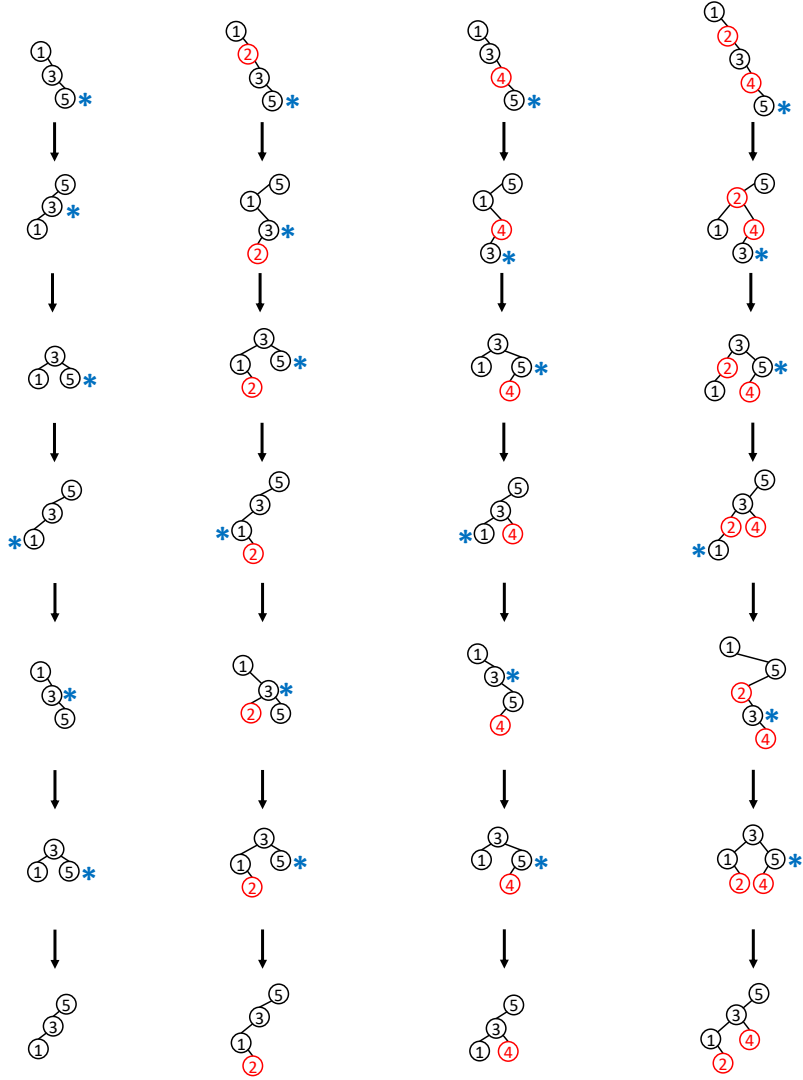


Figure 13: Splaying the sequence $G(1, 3, 5)$ cleans up the path no matter what its state was when the splaying started.

transform one tree into another in linear time.⁴⁸ We conjecture that an arbitrary number of “template algorithms” [52] can be made to transform simultaneously, with overhead depending on the particular structure of the templates.

A.3 Top-Down Splay

Top-Down Splay is most easily defined in the *global view* [6]. Let p_0, \dots, p_k be the reversed path going from x to the root. First execute Move-to-Root, and then rotate the edge connecting p_{2i} and p_{2i+1} whenever $i > 0$ and both nodes lie on the same side of x . This is identical to (regular) Bottom-Up Splay, except that the index of rotation is offset by one. (See Section 5.1.) This change in “parity” makes Top-Down Splay identical to Bottom-Up Splay on paths of odd length, and different on paths of even length greater than two [41].

Sleator and Tarjan describe how to implement Top-Down Splay in a “single pass,” so that the Splay operations may be carried out as the binary search is performed [48]. Thus, Top-Down Splay can be implemented without parent pointers. (This idea was inspired by a method of Stephenson [51].)

Theorem A.2. *The transition graph, G_n , for Top-Down Splay is not strongly connected for any $n \geq 3$.*

Proof. For $n = 3$, one cannot go from a left spine to zig-zag shaped tree. Let $n > 4$, let Q have integer keys $\{2, \dots, n-1\}$, and let S be the tree with keys $\{1, 2, \dots, n\}$ whose root key is 1, where the right child of root(S) key n , and where n ’s left subtree in S is Q . Let T be formed by top-down splaying some $j \in \{2, \dots, n\}$ in S . We show that no sequence of top-down splays can restore S to T .

Top-Down Splay, like Splay, always places the node with the requested key at the root. Thus, $\text{root}(T) = j$. Because $\text{root}(S) = 1$, the last key in any sequence of requests that induce Top-Down Splay to transform T into S must also be 1. Suppose, for the sake of contradiction, that the key top-down splayed prior to the final access to 1 is $k \in \{2, \dots, n-1\}$, so that k is the root when 1 is splayed, and let R be the tree immediately prior to the final top-down splay for 1. Let R' be formed by performing a top-down splay for 1 in R . We show $R' \neq S$, as follows.

Because $1 < k < n$, the key 1 is in the left subtree of k in R , and the key n is in the right subtree of k . Thus, n is not on the access path for 1 in R . After a top-down splay operation, the access path to the splayed node remains a connected subtree of the root of the after-tree. Because k is the largest node on the access path for 1 in R , the access path for k in R' comprises a series of right pointers from 1. Similarly, n , as the maximum key, is always the right-most node in the tree; i.e. n is always found by starting from the root and following right pointers until reaching the node with `null` right child. Thus, k is found on the path connecting 1 to n in R' . This is incompatible with n being the right child of 1 in S . Thus, $R' \neq S$.

⁴⁸It is *not* possible to produce *universal* simultaneous transforms, since Move-to-Root does not have the sequential access (and hence dynamic finger) property.

The only remaining possibility is that the final two keys in a sequence that induces top-down splay to restore T to S must be n followed by 1. The reader can verify by hand that top-down splaying a four-node left spine does not achieve the desired effect, and the case for a left spine with three nodes follows from above. By induction on the length of the left spine, the final two top-down splay operations will not transform the tree into the desired state. Hence, there is no path from T to S in G_n , and G_n is not strongly connected. \square

Remark A.1. This issue does not arise for Bottom-Up Splay because splaying a four-node left spine makes 1 the root and n the root's right child.

A Simulation Embedding for Top-Down Splay

Despite the impossibility of employing Top-Down Splay to directly transform between subtrees, it remains possible to build a simulation embedding for Top-Down Splay with only minor modifications to the simulation embedding produced in Section 2.2. Indeed:

Theorem A.3. *If Top-Down Splay is approximately monotone then it is dynamically optimal.*

Proof. Let Q_1, \dots, Q_m be the subtrees, Q'_1, \dots, Q'_m be the transition trees, and T_1, \dots, T_m be the after-trees of an optimal execution of the request sequence X starting from initial tree $T = T_0$. Without loss of generality, we may assume $|T| > 3$.

Let $a = \min T$, $z = \max T$, and b be the successor of a in T . For $0 \leq i \leq m$, form T'_i from T_i by removing a and then setting

$$\text{left-subtree}_{T'_i}(\text{parent}_{T_i}(a)) = \text{right-subtree}_{T_i}(a)$$

if $\text{parent}_{T_i}(a) \neq \text{null}$. Form T''_i from T'_i by doing similar to b , and form T'''_i by removing z from T''_i and setting

$$\text{right-subtree}_{T'''_i}(\text{parent}_{T''_i}(z)) = \text{left-subtree}_{T''_i}(z)$$

if $\text{parent}_{T''_i}(z) \neq \text{null}$. Let \hat{T}_i be the binary search tree with the same keys as T whose left spine comprises $\{a, b, z\}$ such that $\text{right-subtree}_{\hat{T}_i}(b) = T'''_i$.

Let $\hat{Q}_i = C_{\hat{T}_{i-1}}(Q_i \cup \{a\})$ denote the smallest connected subtree of the root of \hat{T}_i containing keys $Q_i \cup \{a\}$, and similarly let $\hat{Q}'_i = C_{\hat{T}_i}(Q'_i \cup \{a\})$. Note that $|\hat{Q}'_i| = |\hat{Q}_i| \leq |Q_i| + 3$. It is possible to induce Top-Down Splay to transform each \hat{Q}_i into \hat{Q}'_i in time proportional to $|Q_i|$ via restricted rotations. See Figure 14.

To transform T_0 into \hat{T}_0 , first access (z, b, a, z) and then transform the resultant tree to \hat{T}_0 as above. The cost of this initial transformation is proportional to $|T|$, which can be absorbed into the simulation cost due to Remark 1.2. Concatenating the transformation sequences for each subtree substitution produces a simulation embedding for Top-Down Splay. Apply Theorem 2.1. \square

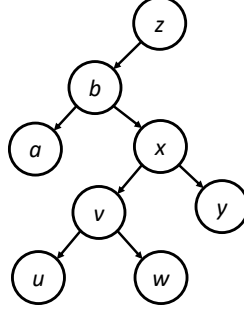


Figure 14: Schematic of the top portion of some \hat{T}_i . To induce a rotation at u , perform top-down splays at (a, u, a, z) . To induce a rotation at v , top-down splay the sequence (v, a, z) . To induce a rotation at w , top-down splay at (a, w, a, z) . To induce a rotation at y , top-down splay at (y, a, z) .

B Folklore

B.1 Rotation-Based BST Model

Sleator and Tarjan originally defined binary search tree executions in a different but equivalent manner to the transition tree model (up to constant factors). In [48], an execution R for request sequence $X = (x_1, \dots, x_m)$ and initial tree $T_0 = T$ is as follows. For each request, $1 \leq i \leq m$, perform some number $e_i \geq 0$ of rotations starting from T_{i-1} to form T_i , followed by a search for x_i in T_i . The *cost* of this execution is $\sum_{i=1}^m (1 + e_i + d_{T_i}(x_i))$, and the optimum cost $\text{OPT}_{\text{st}}(X, T)$ in this model is the minimum possible cost execution for X starting from T .⁴⁹

It is folklore knowledge that $\text{OPT}(X, T) = \Theta(\text{OPT}_{\text{st}}(X, T))$. Pieces of the proof have appeared throughout the literature, but none complete enough for our liking. Thus, we provide a detailed proof here.

Theorem B.1. $\text{OPT}(X, T) \leq 4 \text{OPT}_{\text{st}}(X, T)$.

Proof. For every execution R of (X, T) in the rotation-based model, we describe how to build a corresponding transition-tree based execution E with at most four times the cost of R , and point to relevant literature along the way. The theorem follows by applying this transformation to an optimal rotation-based execution.

Wilber was the first to notice that we can require x_i to be the root at the time the search is performed [58]. An arbitrary execution R in Sleator and Tarjan’s model can be simulated by an execution R' obeying this restriction, as follows. For each request i , perform the same rotations as R in order to bring

⁴⁹In fact, Sleator and Tarjan allowed the optimum algorithm to choose the initial tree for free. However, this can only save an additive $O(|T_0|)$ in the cost. (See Remark 1.3.)

the tree's shape to T_i . However, prior to the search, perform $d_{T_i}(x_i)$ rotations at x_i to bring it to the root, creating tree T'_i . The search for x_i takes place in T'_i . Prior to enacting the rotations of R for x_{i+1} , first perform $d_{T_i}(x_i)$ more rotations to place x_i back in its original position. Applying this process to all of the requests gives R' an additive extra cost that is less than $\sum_{i=1}^m d_{T_i}(x_i)$. This is at most a multiplicative factor of 2 overhead compared to R . One consequence of this reduction is that the search cost can be absorbed into the rotation cost. This makes it possible re-define the execution cost to be the number of requests plus the number of rotations.

Lucas observed that, without loss of generality for executions obeying Wilber's restriction, the nodes featured in rotations during an access will form a connected subtree of the root at the start (and hence end) of said access [38]. This is intimated to be a consequence of the following observation. If w, x, y and z are four *distinct* nodes in a binary search tree, such that w is the parent of x and z is the parent of y , then rotating first at x and then at y will produce an identical tree to rotating first at y and then at x . In other words, rotating disjoint edges in the tree is a commutative operation. Koumoutsos adds more detail [32]: "It is clear that all edges in the access path are rotated, as we are forced to move the next requested element to the root. Moreover, if two edges do not share an endpoint, then rotating them in either order produces the same tree. This implies that any rotation of an edge that does not belong into a connected component including the access path could be delayed until immediately after the access of the requested element at the root, without any change in the cost of the algorithm."

More precisely, let $\{u_1, v_1\}, \dots, \{u_r, v_r\}$ be the sequence of rotations between nodes u_1, \dots, u_r with respective parents v_1, \dots, v_r over the course of execution R' . We will produce a modified execution \hat{R}' costing at most as much as R where the nodes of edges that are rotated⁵⁰ between the first and second searches of \hat{R}' form a connected subtree of the initial tree. To produce an execution R'' obeying both Wilber's and Lucas' restrictions, simply apply this procedure to the rotations before each subsequent request.

First, observe that rotating an edge inside a connected subgraph of a binary tree will not disconnect the subgraph. To produce the modified execution \hat{R}' , we keep track of the maximal disjoint connected sets of nodes featured in overlapping rotations. Initially, every node is in a singleton set. Let k be the index of the last rotation of R' prior to the second search,⁵¹. For $1 \leq i \leq k$, unite the sets containing u_i and v_i . Let Q be the set containing x_1 . Move all rotations whose nodes are *not* contained in Q and place them immediately after the second search. (If there is no second search, these rotations can simply be dropped.) By construction, all such rotations commute with rotations between nodes in Q . The nodes of Q are connected in both the initial tree and prior to the second search, and Wilber's restriction ensures this set contains the root of the initial tree.

⁵⁰A rotation at x rotates the edge between x and its parent.

⁵¹If there is no other search, then $k = r$.

Finally, the transition tree model entirely eliminates rotations and searches from the description of binary search tree executions. Starting with R'' , the sequence of rotations corresponding to access i can be represented by the subtree Q_i and transition tree Q'_i that the rotations for that access implicitly define. Each rotation involves at most 2 distinct nodes in Q . Hence, the size of Q is at most twice the number of rotations for the access, plus one. This idea is implicit in [38], and Harmon supplied details in [26]. The cost of execution E is at most $2r + m$, which is less than four times the cost of R . \square

Theorem B.2. $\text{OPT}_{\text{st}}(X, T) \leq 3 \text{OPT}(X, T)$.

Proof. For each transition tree execution E with subtrees Q_1, \dots, Q_m , transition trees Q'_1, \dots, Q'_m , and after-trees T_1, \dots, T_m , we produce a rotation-based execution R with cost at most three times that of E .

There are numerous ways to transform Q using $O(|Q|)$ rotations. Perhaps the first of these was [15]. Sleator et al. showed that at most $2n - 6$ rotations suffice to transform between two binary search trees with the same n keys [50].

Let R be a sequence of rotations that enacts the same subtree transformations as E using the method in [50], so that R contains at most $2(|Q_1| + \dots + |Q_m|)$ rotations. For $1 \leq i \leq m$, the search for x_i in R takes place immediately after the transformation of Q_i into Q'_i , at which point $d_{T_{i-1}}(x_i) = 0$. The total cost of R is at most twice the cost of E plus m . By Remark 1.2, the additive m may be absorbed into the cost of E , for a total cost three times E . \square

Remark B.1. In fact, this transformation is valid even when the executions in Sleator and Tarjan's cost model are restricted to move the requested key to the root prior to access.

B.2 Wilber's Version of the Crossing Bound

Wilber's Scoring Function

In Wilber's original description, the lower bound for request sequence $X = (x_1, \dots, x_m)$ is defined by computing a *score* for each *access number* i , for $1 \leq i \leq m$. The scoring function, $\kappa(X, i)$, is calculated by looking backward from i in the request sequence X and determining certain critical access numbers and associated keys which correspond to i .⁵²

A formal program for $\kappa(X, i)$ is provided in [58, Figure 1], along with a detailed example computation.⁵³ It computes what Wilber calls *inside* and *crossing* access numbers, and the corresponding crossing and inside keys for i .⁵⁴ Assuming $i > 1$, the first crossing access number for i is $c_1 = i - 1$. For all crossing access numbers, the corresponding crossing keys are denoted $w_l = x_{c_l}$. If $w_1 > x_i$, then define $v_0 = -\infty$, and otherwise $v_0 = \infty$.

⁵²The access numbers correspond to the priorities of the crossing nodes at time $i - 1$.

⁵³Wilber's algorithm contains a small mistake (or ambiguity): the loop index, l , should be incremented at the end of each execution of the loop body.

⁵⁴Wilber refers to these as nodes instead of keys.

The next crossing number, c_{l+1} , is the largest access number preceding c_l for a key lying between x_i (inclusive) and v_{l-1} (exclusive) in symmetric order. The inside key, v_l , is the key closest in symmetric order to x_i (exclusive) on the same side (in symmetric order) of x_i as w_l whose access number, b_l , is greater than c_{l+1} and at least c_l . If there are multiple requests for v_l between those access numbers, then the inside access number b_l is the greatest among them.

The procedure terminates at the value l such that either $w_l = x_i$ or no further crossing keys can be found. (If $i = 1$ then κ immediately returns 0.) Wilber implicitly defines a key's initial access time to be ∞ . The access numbers c_1, c_2, \dots decrease monotonically. Hence, κ always terminates. The output of $\kappa(X, i)$ is the index of the final inside key. In compact notation:

Definition B.1 (Wilber's Original Bound). $\Lambda_2(X) = m + \sum_{i=1}^m \kappa(X, i)$.⁵⁵

Relationship Between the Two Versions of the Bound

As the next theorem shows, our version of the crossing bound (Definition 4.1) is essentially equivalent to Wilber's original (Definition B.1): the crossing nodes of Move-to-Root's execution contain the crossing keys computed by κ , and the parents of Move-to-Root's crossing nodes contain the inside keys computed by κ . The definitions differ in two ways. First, Wilber does not account for initial trees. (Or rather, Wilber's initial tree is implicitly the insertion tree for the request sequence.) Second, Wilber does not count a key as a crossing key until after the first request for that key. The precise relationship is:

Theorem B.3. $\Lambda_2(X) = \Lambda(X, \text{BST}(X)) - |\text{BST}(X)| + 1$.⁵⁶

Proof. By an induction on the number of requests. Definition B.1 sets all initial access times to ∞ , thus κ immediately terminates and returns 0 for the first request. Meanwhile, the first requested key lies in the root node of the insertion tree for the request sequence and the root has crossing depth one. Thus, the formula holds for sequences containing a single request. Now suppose the theorem is true for all request sequences of length $m - 1$.

Let X be a request sequence of length $m - 1$, let $X' = X \oplus (x)$, and let T be the resultant tree of Move-to-Root's execution of $(X, \text{BST}(X'))$. Let v_0, \dots, v_{l-1} and w_1, \dots, w_l be the respective inside and crossing keys computed by $\kappa(X', m)$. Let t_1, \dots, t_k be the crossing nodes for x in T according to Definition 4.1, let s_1, \dots, s_{k-1} be the respective parents of t_2, \dots, t_k in T , and define $s_0 \equiv v_0$. (For convenience sake, we may assume that t_1 is the right child of s_0 if $s_0 = -\infty$, and that it is the left child of s_0 if $s_0 = \infty$.)

We show by induction that for $i \geq 1$:

- a. If $t_i \in X$ then $l \geq i$, $t_i = w_i$, and $s_{i-1} = v_{i-1}$.
- b. If $t_i \notin X$ then $k = i$ and $l = i - 1$.

⁵⁵Wilber's score function is meant to count *rotations*. He adds 1 to each score to account for the cost of the actual "access" in the lower bound.

⁵⁶This assumes $X \neq \emptyset$. Otherwise, $\Lambda(X, T) = \Lambda_2(X) = 0$.

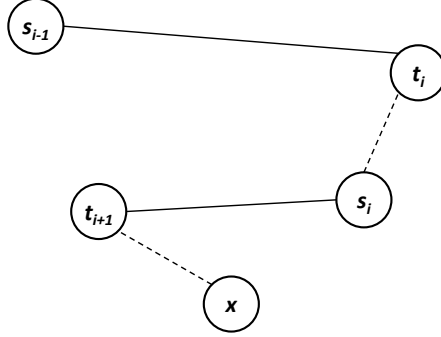


Figure 15: Configuration of crossing and inside nodes in the proof of Theorem B.3. The node pairs s_i and t_i , and t_{i+1} and x , may or may not be distinct.

c. If $i > k$ then $l < i$.

We first cover the base case. Because x is not the first key requested in X' , $\kappa(X', m)$ computes at least one crossing key, and the first computed crossing key w_1 is the last key requested in X . Meanwhile, by Section 4.1, the keys in X are arranged in T as a connected subtree of the root and are max-heap ordered by most recent access time in X . In particular, $t_1 = \text{root}(T)$ was requested immediately prior to x in X' . Thus, $t_1 = w_1$, and the statements are true when $i = 1$. Now suppose that $i \leq k$ and that $t_i = w_i$ and $s_{i-1} = v_{i-1}$.

Case (a): $t_{i+1} \in X$. Without loss of generality, assume $t_i > x$. (The other case is symmetric.) Thus, x is in the left subtree of t_i and t_i is the right child of s_{i-1} . (See Figure 15.)

By construction, t_{i+1} is the first strict descendant of t_i on the access path for x in T such that either $t_{i+1} = x$ or t_{i+1} contains x in its right subtree. Thus, by the symmetric order, $s_{i-1} < t_{i+1} \leq x$. Furthermore, every key between s_{i-1} (exclusive) and x (inclusive) in symmetric order is a descendant of t_{i+1} . By the max-heap order on T with respect to most recent access time, the final request for t_{i+1} precedes t_i in X , and no key following t_{i+1} 's last appearance in X lies between s_{i-1} and x in symmetric order. Applying the inductive hypothesis (that $s_{i-1} = v_{i-1}$ and $t_i = w_i$) we conclude $t_{i+1} = w_{i+1}$.

The parent s_i of t_{i+1} is greater than x and is also a descendant of t_i in T . Thus, $x < s_i \leq t_i$. Furthermore, all keys in the symmetric order interval (x, s_i) are descendants of t_{i+1} . We conclude that s_i has the smallest key greater than x that was accessed after t_{i+1} but no later than t_i in X . From the previous paragraph, $t_{i+1} = w_{i+1}$, and by the inductive hypothesis, $t_i = w_i$. Thus, $s_i = v_i$.

Case (b): $t_{i+1} \notin X$. As x is the last key requested in X' , if $t_{i+1} \notin X$ then $t_{i+1} = t_k = x$. Since t_k is the second-to-last crossing node for x in T , all keys lying between x (inclusive) and s_{k-2} (exclusive) in symmetric order lie in the subtree rooted at x . Note that Move-to-Root is a path-based algorithm (see Section 6.4) and that x has no children in $\text{BST}(X')$. Therefore, x 's absence in

X ensures that x has no children in T and that x is the only key lying between x (inclusive) and s_{k-2} (exclusive) in symmetric order. Applying the inductive hypothesis that $s_{k-2} = v_{k-2}$, we see that $\kappa(X', m)$ finds no crossing keys after w_{k-1} , and so terminates.

Case (c): If $i + 1 > k$ then $i = k$ and $t_k = x$. If $x \notin X$ then our analysis of Case b shows that $\kappa(X, m) = \ell_T(x) - 2$ and therefore $l = k - 1$. If $x \in X$ then our analysis of Case a shows $w_k = x$, in which case $\kappa(X, m)$ terminates and $l = k$. Thus, $l < i + 1$.

By (a), (b) and (c), every crossing node for x in T (possibly excluding x itself) contains a crossing key computed by $\kappa(X', m)$, and every crossing key computed by $\kappa(X', m)$ is contained in a crossing node for x in T .

To conclude, we observe that $\Lambda_2(X') = \Lambda_2(X) + \kappa(X', m) + 1$ and that $\Lambda(X', \text{BST}(X')) - |\text{BST}(X')| = \Lambda(X, \text{BST}(X)) - |\text{BST}(X)| + \ell_T(x) - \delta$, where $\delta = 1$ if $x \notin X$ and $\delta = 0$ otherwise. By the inductive hypothesis on request sequences of length $m - 1$, $\Lambda_2(X) = \Lambda(X, \text{BST}(X)) - |\text{BST}(X)| + 1$, and by the above arguments $\kappa(X', m) = \ell_T(x) - 1 - \delta$. Thus, the formula holds for request sequences of length m . \square

Remark B.2. A great way to test one's code is to implement both methods of computing crossing nodes and compare them for equality.

The Bound

Let $\text{OPT}_{\text{st}}^{\text{mr}}$ denote the optimum cost to execute (X, T) in Sleator and Tarjan's original model (See Appendix B.1), subject to the restriction that executions must rotate requested nodes to the root prior to the search. By [58, Theorem 7], $\Lambda_2(X) \leq \text{OPT}_{\text{st}}^{\text{mr}}(X, T)$ for all request sequences X and initial trees T . The proof of this theorem is rather technical, and we do not attempt to summarize it here. Instead, we use it as a black box in the following analysis.

Proof of Theorem 4.1. Assume $X = (x_1, \dots, x_m)$. Let $T_0 = T$ and $Z_0 = \text{postorder}(T)$. For $1 \leq i \leq m$, let $T_i = \text{move-to-root}(T_{i-1}, x_i)$ and $Z_i = Z_{i-1} \oplus (x_i)$. By Remark 4.1 and Theorem B.3, $\sum_{i=1}^m \ell_{T_{i-1}}(x_i) = m + \sum_{i=1}^m \kappa(Z_{i-1}, x_i)$. Thus,

$$\begin{aligned}
\Lambda(X, T) &= \Lambda_2(\text{postorder}(T) \oplus X) - \Lambda_2(\text{postorder}(T)) \\
&\leq \Lambda_2(\text{postorder}(T) \oplus X) \\
&\leq \text{OPT}_{\text{st}}^{\text{mr}}(\text{postorder}(T) \oplus X, T) && [58, \text{Theorem 7}] \\
&\leq 3 \text{OPT}(\text{postorder}(T) \oplus X, T) && [\text{Theorem B.2}] \\
&\leq 3(\text{OPT}(\text{postorder}(T), T) + \text{OPT}(X, T)) && [\text{Theorem 2.8}] \\
&\leq 3(|T| + \text{OPT}(\text{postorder}(T), \text{BST}(\text{postorder}(T)))) && [\text{Remark 1.3}] \\
&\quad + \text{OPT}(X, T)) \\
&\leq 3(|T| + \text{cost}(\text{postorder}(T), \text{BST}(\text{postorder}(T)))) \\
&\quad + \text{OPT}(X, T))
\end{aligned}$$

$$\begin{aligned}
&\leq 3(7|T| + \text{OPT}(X, T)) && [36, \text{Theorem 4}] \\
&\leq 24 \text{OPT}(X, T). && [\text{Remark 1.2}]
\end{aligned}$$

□

C Proof of Theorem 4.2

As a reminder, we wish to show that $\Lambda(Z, S) - \Lambda(Z, \text{move-to-root}(S, x)) \leq 4\ell_S(x)$. The function Λ is computed algorithmically: we execute Move-to-Root and count the crossing nodes encountered while doing so. Thus, we must compare Move-to-Root's execution of the same request sequence starting from two different, but related, configurations. We want to bound the difference between the crossing cost of these executions by a constant multiple of the crossing cost required to transform the first initial configuration into the second.

Executing the request sequence Z from two different starting trees can cause the after-trees to differ dramatically. However, Move-to-Root's recursive structure ensures that the manner in which the after-trees S_i and T_i differ can be precisely characterized by using a small number of parameters.

C.1 Window Subtrees

The most important parameters are the left and right “window boundaries,” u_i and v_i . Let $u_0 = -\infty$ and $v_0 = \infty$. (We assume u_0 and v_0 are not in Z .) For $1 \leq i \leq m$, let $u_i = z_i$ if $u_{i-1} \leq z_i \leq x$; otherwise, let $u_i = u_{i-1}$. Similarly, let $v_i = z_i$ if $x \leq z_i \leq v_{i-1}$; otherwise, let $v_i = v_{i-1}$. Note that u_i is the largest among the first i requested keys that is less than or equal to x (assuming $u_i \neq -\infty$), and v_i is the smallest among the first i requested keys that is greater than or equal to x (assuming $v_i \neq \infty$). The symmetric order interval lying between these keys narrows from one request to the next.

We will also need the most recent access times, s_i and t_i , for the left and right window boundaries. Define $s_0 = t_0 = -\infty$.⁵⁷ If $u_i = z_i$ then $s_i = i$; otherwise, $s_i = s_{i-1}$. Similarly, if $v_i = z_i$ then $t_i = i$; otherwise, $t_i = t_{i-1}$.

Let I_i denote the set of keys in S that lie outside the symmetric order interval (u_i, v_i) . As the next lemma shows, the nodes whose key lies outside I_i are identically arranged as a connected subtree of the root in both S_i and T_i . As such, we will also let I_i denote this subtree, and refer to it as the “top tree.” The remaining keys in S_i reside in the subtree J_i , and the remaining keys of T_i reside in the subtree K_i , where, for $0 \leq i \leq m$,

$$J_i = \begin{cases} S_0 & i = 0 \\ \text{right-subtree}_{S_i}(u_i) & s_i < t_i \\ \text{left-subtree}_{S_i}(v_i) & s_i > t_i \\ \emptyset & \text{otherwise} \end{cases}$$

⁵⁷This unusual definition helps to reduce case analysis.

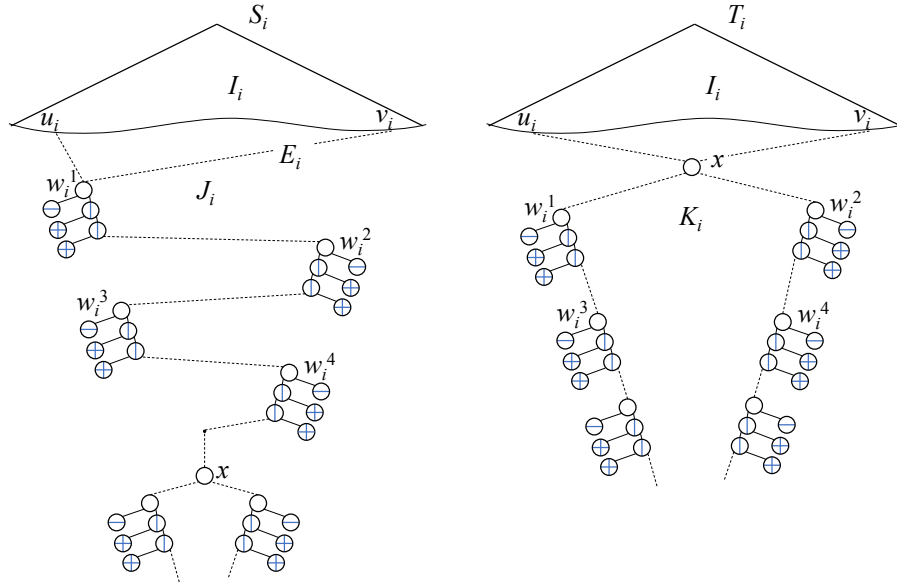


Figure 16: Depiction of the after-tree S_i with zipped subtree J_i and after-tree T_i , and unzipped subtree K_i . The top tree I_i is identically arranged in both S_i and T_i by Lemma C.1. By Lemma C.3, we need merely compute crossing depths for nodes on the access path for x and their immediate children. Horizontally striped nodes are those for which $A_i = 1$. (See Section C.3.) Vertically striped nodes are those for which $B_i = 1$. Crosshatched nodes are those for which $A_i B_i = 1$. For this tree, $E_i = 1$ when $\text{root}(J_i^+) = v_i$. The nodes w_i^1, w_i^2, \dots are the crossing nodes for x in J_i .

$$K_i = \begin{cases} S_0 & i = 0 \\ \text{right-subtree}_{T_i}(u_i) & s_i < t_i \\ \text{left-subtree}_{T_i}(v_i) & s_i > t_i \\ \emptyset & \text{otherwise} \end{cases}$$

We will call J_i the “zipped subtree” and K_i the “unzipped subtree” at time i . Importantly, $K_i = \text{move-to-root}(J_i, x)$. (See Figure 16.) Putting these observations together:

Lemma C.1 (Subtree Structure). *For $0 \leq i \leq m$:*

- a. *If $i \geq 1$ then $\text{root}(S_i) \in I_i$ and $\text{root}(T_i) \in I_i$, and $\text{root}(S_i) = \text{root}(T_i)$, and $\text{parent}_{S_i}(y) = \text{parent}_{T_i}(y)$ for $y \in I_i \setminus \{\text{root}(S_i)\}$.*
- b. *The following are equivalent:*
 - $y \in J_i$
 - $y \in K_i$
 - $u_i < y < v_i$.
- c. *$K_i = \text{move-to-root}(J_i, x)$ whenever $u_i \neq v_i$.*

The proof of this lemma is tedious and not of immediate interest. Thus, it is relegated to Section C.5.

Remark C.1. In fact, the subtree structure of J_i and K_i are independent of everything except for S_0 , u_i and v_i . This is because the priority of a node whose key lies in the symmetric order interval (u_i, v_i) is the same in S_i and T_i as it is in S_0 and T_0 , respectively.

Remark C.2. We may assume that the priorities of nodes in S_0 are as in Remark 4.1. The priority of a node in T_0 is the same as the node of S_0 with the same key, except that the node in T_0 containing the key x has priority 0. The priority of z_i is set to i in both S_i and T_i .

If $z_i = x$ then $u_j = v_j = x$ and $s_j = t_j$ and $S_j = T_j$ and $\Delta_j(z_{j+1}) = 0$ for $i \leq j \leq m$. This is because accessing x sets its priority to be the same in both S_i and T_i . Thus, all nodes share the same priority in S_i and T_i , and the trees remain identical for every request thereafter. Since requests after x contribute no crossing depth difference, we may assume that if $z_i = x$ then $i = m$ is the last request. Thus, for $1 \leq i \leq m - 1$, we may assume without loss of generality that $z_i \neq x$ and that J_i and K_i are nonempty.

By Lemma C.1, the access path for every key in the top tree is the same in both S_i and T_i . Thus, we concern ourselves with the subtrees J_i and K_i . Understanding the structure of J_i and K_i is almost, but not quite, sufficient for characterizing the “level difference function,” Δ_i . The only additional required detail is the directionality of J_i and K_i with respect to the parent of these subtrees in S_i and T_i .

If $y < \min T$ or $y > \max T$ then define the binary search tree $T' = \text{augment-top}(T, y)$, as follows: $\text{root}(T') = y$; if $y < \min T$ then the y 's left child in T' is **null** and y 's right subtree in T' is T ; otherwise, if $y > \max T$ then y 's right child in T' is **null** and y 's left subtree in T' is T .⁵⁸

For $0 \leq i \leq m$, we define the “augmented” zipped and unzipped subtrees as follows:

$$J_i^+ = \begin{cases} J_i & s_i = t_i \\ \text{augment-top}(J_i, u_i) & s_i < t_i \\ \text{augment-top}(J_i, v_i) & s_i > t_i \end{cases}$$

$$K_i^+ = \begin{cases} K_i & s_i = t_i \\ \text{augment-top}(K_i, u_i) & s_i < t_i \\ \text{augment-top}(K_i, v_i) & s_i > t_i \end{cases}$$

Without loss of generality, we may assume that $z_i \in J_{i-1}^+$. More precisely:

Lemma C.2 (Augmented Subtrees). *For $0 \leq i \leq m-1$:*

- a. $\Delta_i(y) = \begin{cases} \ell_{J_i^+}(y) - \ell_{K_i^+}(y) & y \in J_i^+ \\ 0 & \text{otherwise} \end{cases}$
- b. *If $z_{i+1} \notin J_i^+$ then $J_{i+1}^+ = J_i^+$ and $K_{i+1}^+ = K_i^+$.*

The proof is featured in Section C.5.

Remark C.3. An example where the *un*-augmented subtrees provide insufficient information to compute crossing depth differences is $S = \text{BST}(1, 2, 3)$, $x = 3$, $z_1 = 1$ and $z_2 = 2$. Note that, $\ell_{J_1}(z_2) = \ell_{K_1}(z_2) = 2$ while $\Delta_1(z_2) = -1 \neq \ell_{J_1}(z_2) - \ell_{K_1}(z_2)$.

C.2 Generalized Access Path

In fact, even J_i^+ and K_i^+ have more information than needed. Most of what we require is determined by the structure of the access paths for x , and x 's symmetric order neighbors, in J_i .

Let P_i denote the tree formed by first removing the off-path subtrees hanging from the access path for x in J_i and then setting x 's left subtree in P_i to be the right spine of its left subtree in J_i and setting x 's right subtree in P_i to be the left spine of its right subtree in J_i . (If $J_i = \emptyset$ then $P_i = \emptyset$.) We call P_i the “generalized access path” for x .⁵⁹ The “augmented” access path P_i^+ is defined similarly, except we start with the access path for x in J_i^+ instead of in J_i .

The level differences are identical for all keys in a given subtree hanging from the access path. More precisely:

⁵⁸This is essentially how Tarjan implemented **push** and **inject** operations in [55]. See Section 6.2.

⁵⁹While P_i is not necessarily a path, it has at most one node, x , with two children, so it is “path-like.”

Lemma C.3 (Off-Path Subtrees). *For $0 \leq i \leq m$ and $y \in P_i \setminus \{x\}$, if*

$$Q_i(y) = \begin{cases} \text{left-subtree}_{J_i}(y) & y < x \\ \text{right-subtree}_{J_i}(y) & y > x \end{cases}$$

$$\hat{Q}_i(y) = \begin{cases} \text{left-subtree}_{K_i}(y) & y < x \\ \text{right-subtree}_{K_i}(y) & y > x \end{cases}$$

then

- a. $Q_i(y) = \hat{Q}_i(y)$.
- b. $\Delta_i(z) = \Delta_i(z')$ for $z, z' \in Q_i(r)$.

This lemma is proved in Section C.5.

A consequence of Lemmas C.2 and C.3 is that we may assume, without loss of generality, that either $z_i \in P_i^+$ or $\text{parent}_{S_{i-1}}(z_i) \in P_i^+ \setminus \{x\}$. More precisely:

Lemma C.4 (Level Differences). *For $1 \leq i \leq m$, if \bar{z}_i denotes the deepest ancestor of z_i in J_{i-1}^+ such that either $\bar{z}_i \in P_{i-1}^+$ or $\text{parent}_{S_{i-1}}(\bar{z}_i)$ is defined and lies in P_{i-1}^+ then $\Delta_{i-1}(z_i) = \ell_{J_{i-1}^+}(\bar{z}_i) - \ell_{K_{i-1}^+}(\bar{z}_i)$.*

Proof. If $z_i \in P_{i-1}^+$ then $\bar{z}_i = z_i$. Otherwise, \bar{z}_i is the root of the path subtree containing z_i , and $\ell_{J_{i-1}^+}(z_i) - \ell_{K_{i-1}^+}(z_i) = \ell_{J_{i-1}^+}(\bar{z}_i) - \ell_{K_{i-1}^+}(\bar{z}_i)$ by Lemma C.3. By Lemma C.2, $\Delta_{i-1}(z_i) = \ell_{J_{i-1}^+}(z_i) - \ell_{K_{i-1}^+}(z_i)$. \square

C.3 Crossing Depth Formulae

As we shall see, the difference between z_i 's level in S_{i-1} and T_{i-1} is, to within constant-order additive terms, the number of z_i 's ancestors in S_i that are crossing nodes for x in P_i .

More precisely, let k_i denote x 's crossing depth in J_i . (If $J_i = \emptyset$ then define $k_i = 0$.) Let $w_i^1, \dots, w_i^{k_i-1}$ be the first $k_i - 1$ crossing nodes for x in J_i , ordered descending. Define $w_i^{-1} = x$, and let

$$w_i^0 = \begin{cases} \text{null} & i = 0 \\ \text{root}(J_i^+) & \text{otherwise} \end{cases}$$

$$w_i^{k_i} = \begin{cases} \text{left-child}_{J_i}(x) & x = \text{left-child}_{J_i}(\text{parent}_{J_i}(x)) \\ \text{right-child}_{J_i}(x) & x = \text{right-child}_{J_i}(\text{parent}_{J_i}(x)) \end{cases}$$

$$w_i^{k_i+1} = \begin{cases} \text{right-child}_{J_i}(x) & x = \text{left-child}_{J_i}(\text{parent}_{J_i}(x)) \\ \text{left-child}_{J_i}(x) & x = \text{right-child}_{J_i}(\text{parent}_{J_i}(x)) \end{cases}$$

Defining the “extended” crossing nodes w_i^0 , $w_i^{k_i}$ and $w_i^{k_i+1}$ in this manner allows certain details to be swept into index arithmetic and relieves us from having to provide duplicitous descriptions of symmetric situations.

Remark C.4. If $k_i = 1$ then x is the node of greatest priority in J_i . By Remark C.2, x is also the node of greatest priority in K_i . All other keys and priorities in J_i and K_i are the same, so $J_i = K_i$. By Lemma C.1, this means $S_i = T_i$ and $\Delta_j(z_{j+1}) = 0$ for $i \leq j < m$. Therefore, we may assume $k_i > 0$ for $i < m$, in which case $\text{parent}_{J_i}(x)$ is well-defined.

Let c_i be the index of the deepest ancestor of z_i in J_i that is a crossing node for x in J_i .⁶⁰ (If $z_i = x$ then $c_i = -1$.) If $z_i \neq w_{i-1}^0$ then define $l_i = \ell_{J_{i-1}}(w_{i-1}^{c_i})$; otherwise, define $l_i = 0$. (We refer to l_i as z_i 's "crossing zone.") Note that $l_i = c_i$ except when $z_i = x$.

As the next two lemmas demonstrate, $\ell_{J_{i-1}^+}(z_i) = l_i + O(1)$ while $\ell_{K_{i-1}^+}(z_i) = O(1)$. The terms inside the $O(1)$ depend on the following indicator functions:

$$\begin{aligned} \delta_i &= \begin{cases} 1 & i > 1 \\ 0 & \text{otherwise} \end{cases} && \text{First Access Indicator} \\ A_i &= \begin{cases} 1 & z_i \notin P_{i-1}^+ \\ 0 & \text{otherwise} \end{cases} && \text{Subtree Indicator} \\ B_i &= \begin{cases} 1 & z_i \neq w_{i-1}^{c_i} \\ 0 & \text{otherwise} \end{cases} && \text{Non-Crossing Indicator} \\ E_i &= \begin{cases} 1 & \ell_{J_{i-1}}(x) < \ell_{J_{i-1}^+}(x) \\ 0 & \text{otherwise} \end{cases} && \text{Extra Level Indicator} \\ F_i &= \begin{cases} 1 & \ell_{K_{i-1}}(z_i) < \ell_{K_{i-1}^+}(z_i) \\ 0 & \text{otherwise} \end{cases} && \text{Extra Level Indicator} \end{aligned}$$

By Lemma C.4, we may assume in the following analyses that z_i is either on P_{i-1}^+ or is a child in S_{i-1} of a node on P_{i-1}^+ .

Lemma C.5 (Zipped Subtree Levels). *For $1 \leq i \leq m$:*

$$\ell_{J_{i-1}^+}(z_i) = l_i + \begin{cases} E_i & c_i = -1 \\ 1 & c_i = 0 \\ (1 - A_i)(1 - B_i)\delta_i + B_i(1 + A_i + E_i) & c_i = 1 \\ + A_i(1 - B_i)(1 + \delta_i(1 - E_i)) & \\ B_i(1 + A_i) + E_i & 2 \leq c_i \leq k_{i-1} + 1 \end{cases}$$

Proof. The crossing depth in J_{i-1} of a crossing node for x 's is simply its crossing zone. Beyond the first crossing zone, the off-path children of the crossing nodes for x in J_{i-1} are children of the same direction as their parents. Thus, the crossing depths of these children are the same as their parents.

Non-crossing path nodes beyond the first crossing zone are children of opposite direction from the crossing nodes for their respective zones. Thus, the crossing

⁶⁰That is, if $z_i \neq x$ then $c_i = \max\{j \mid w_{i-1}^j \in \text{ancestors}_{J_{i-1}^+}(z_i)\}$.

depths of these nodes are greater by one than the respective crossing zones that they reside in. Off-path children of non-crossing nodes always have crossing depth one-greater than their parents.

From Figure 16, it is apparent that $\ell_{J_{i-1}^+}(z_i) = \ell_{J_{i-1}}(z_i) + E_i$ whenever $c_i > 1$. The expression for when $c_i = 1$ is derived via case analysis. \square

Lemma C.6 (Unzipped Subtree Levels). *For $1 \leq i \leq m$:*

$$\ell_{K_{i-1}^+}(z_i) = \begin{cases} 1 + \delta_i & c_i = -1 \\ 1 & c_i = 0 \\ 2 + F_i + B_i(1 + A_i) & 1 \leq c_i \leq 2 \\ 3 + F_i + A_i & 3 \leq c_i \leq k_{i-1} + 1 \end{cases}$$

Proof. By Lemma C.1 (c), $K_{i-1} = \text{move-to-root}(J_{i-1}, x)$, thus $x = \text{root}(K_{i-1})$, and x has another crossing node in K_{i-1}^+ whenever $\text{root}(K_{i-1}) \neq \text{root}(K_{i-1}^+)$, which is true after the first access.

For the remaining nodes, one can compare Move-to-Root to the *unzipping* operation in Zip Trees [56]. Accessing z with Move-to-Root splits the path to z into a path L containing all nodes with keys less than z 's and a path R containing all nodes with keys greater than z 's. Along L from top to bottom, nodes are in increasing order by key; along R from top to bottom, nodes are in decreasing order by key. This process preserves the left subtrees of the nodes on L and the right subtrees of the nodes on R . We make z 's left subtree the rightmost on L and its right subtree the leftmost on R . Finally, z 's left subtree becomes L and its right subtree becomes R .

Thus, the nodes less than x in P_{i-1} comprise the right spine of x 's left subtree in K_{i-1} , and the nodes that are greater than x in P_{i-1} comprise the left spine of x 's right subtree in K_{i-1} . The roots these subtrees, w_{i-1}^1 and w_{i-2}^2 , have crossing depth 2 in K_{i-1} , as do the off-path children of these roots. The remaining path nodes have crossing depth three in K_{i-1} , and the off-path children of these nodes have crossing depth four in K_{i-1} . All descendants of x lying between $\text{root}(K_{i-1})$ and $\text{root}(K_{i-1}^+)$ in symmetric order have one more crossing node in K_{i-1}^+ than in K_{i-1} . \square

C.4 Bounding the Sum

The value k_i is, to within a constant-order additive term, the maximum possible difference, taken over all keys, between a key's level in S_i and in T_i . The bound of Theorem 4.2 comes from showing that $k_i = k_{i-1} - \Delta_{i-1}(z_i) \pm O(1)$. More precisely:

Lemma C.7 (Max Level Difference Decreases). *For $1 \leq i \leq m$,*

$$k_i \leq k_{i-1} - \begin{cases} k_{i-1} & c_i = -1 \\ 0 & 0 \leq c_i \leq 2 \\ l_i - 2 & 3 \leq c_i \leq k_i \\ l_i - 3 & 2 < k_i < c_i \end{cases}$$

Proof. We use case analysis on the value of c_i , dealing first with the special cases. Let P_i^- denote the access path for x in J_{i-1} .

If $c_i = 1$ then P_i^- is simply a strict sub-path of P_{i-1}^- , in which case $k_i \leq k_{i-1}$. If $c_i = 0$ then $P_i^- = P_{i-1}^-$ and $k_i = k_{i-1}$. If $c_i = -1$ then $k_i = 0$. Accessing a key in x 's left subtree in J_{i-1} makes P_i^- a right spine ending at x , and accessing a key in x 's right subtree in J_{i-1} makes P_i^- a leftward path ending at x . In either case, $\ell_{P_i^-}(x) \leq 2$. Also, note that if $k_{i-1} = 2$ then $w_{i-1}^{k_{i-1}+1}$ is on the same side of x as x 's parent in J_{i-1} . Thus, if $k_{i-1} = 2$ then $c_i = 3$ means that all nodes except for x are knocked off P_{i-1} , and $k_i = 1$.

Otherwise, if $1 \leq c_i \leq k_{i-1} - 1$, let

$$q_i = \begin{cases} \text{parent}_{J_{i-1}}(z_i) & z_i \notin P_{i-1}^- \\ \text{right-child}_{J_{i-1}}(z_i) & z_i < x \\ \text{left-child}_{J_{i-1}}(z_i) & z_i > x. \end{cases}$$

Let L_i be a right spine comprising the strict ancestors of q_i in P_{i-1}^- that are less than x , and let R_i be left spine of the strict ancestors of q_i in P_{i-1}^- that are greater than x . Let M_i denote the path from q_i to x in P_{i-1}^- .

If $z_i < x$ then P_i^- is formed by attaching M_i as the left subtree of the leftmost node in R_i . Otherwise, if $z_i > x$, then P_i^- is formed by attaching M_i as the right subtree of the rightmost node in L_i . There are at least l_i crossing nodes for x in P_{i-1}^- on q_i 's access path in P_{i-1}^- . Meanwhile, q_i 's access path in P_i comprises pointers of a single direction. (That is, every pointer is left or every pointer is right.) Thus, the access path for q_i in P_i^- contains at most two crossing nodes for x in P_i^- , in which case $k_i \leq k_{i-1} - (l_i - 2)$. \square

Lemma C.8 (Bound on Level Differences). *For $1 \leq i \leq m$,*

$$\Delta_{i-1}(z_i) \leq \begin{cases} 0 & 1 \leq l_i \leq 2 \\ l_i & \text{otherwise} \end{cases}$$

Proof. The only important things to note are that if $c_i = 1$ then $F_i = E_i$; if $c_i = 2$ then $F_i = \delta_i(1 - E_i)$; and if $E_i = 1$ or $F_i = 1$ then $\delta_i = 1$. The rest is case analysis from Lemmas C.5 and C.6. \square

Proof of Theorem 4.2. By Lemma C.7, $l_i \leq k_{i-1} - k_i + 3$. Let

$$G_i = \begin{cases} 1 & k_i < k_{i-1} \\ 0 & \text{otherwise.} \end{cases}$$

By Lemma C.8, $\Delta_{i-1}(z_i) \leq k_{i-1} - k_i + 3G_i$. Since $k_0 = \ell_S(x)$, $k_m \geq 0$, and G_i is only 1 when $k_i < k_{i-1}$ (which can happen at most $\ell_S(x)$ times), we have $\sum_{i=1}^m \Delta_{i-1}(z_i) \leq 4\ell_S(x)$. \square

C.5 Proofs of Lemmas

We will use the following miscellaneous observations. They are stated without proof, and some may be considered standard textbook exercises, such as those in [14].

- i. Let $y \in T$. Whenever y 's predecessor y^- is defined, if y 's left child in T is not **null** then y^- is the rightmost node on the right spine of y 's left subtree; otherwise, y^- is the deepest ancestor of y whose right child is also an ancestor of y . Similarly, whenever y 's successor y^+ is defined, if y 's right child in T is not **null** then y^+ is the leftmost node on the left spine of y 's right subtree; otherwise, y^+ is the deepest ancestor of y whose left child is also ancestor of y .
- ii. Let $T' = \text{rotate}(T, y)$. If y is a left child in T then y 's left subtree is the same in T' and T ; if y is a right child in T then y 's right subtree is the same in T' and T . (See Figure 1.)
- iii. Let y and z be distinct nodes in T , and let $T' = \text{move-to-root}(V, z)$. If y 's left child is not on the access path for z in T then y 's left subtree is the same in both T and T' . Similarly, if y 's right child is not on the access path for z then y 's right subtree is the same in T and T' .
- iv. Let y be an ancestor of z in T . If T' is formed by replacing the subtree T_y rooted at y in T with $\text{move-to-root}(T_y, z)$ then $\text{move-to-root}(T, z) = \text{move-to-root}(T', z)$.
- v. Let W be a connected subtree of the root of V , let V be a connected subtree of the root of binary search tree U , and let W' be a binary search tree with the same keys as W . If V' is the result of substituting W' for W in V , U' is the result of substituting W' for W in U , and U'' is the result of substituting V' for V in U , then $U' = U''$.
- vi. If $y \neq z$ and y is a crossing node for z in T then y is also a crossing node for every descendant of z .

Remark C.5. The “overlapping sub-structure” property of Move-to-Root in observation iv is perhaps *the* distinguishing feature which makes it easier to analyze than Splay. In Splay, the zig-zig operations destroy this property.

Proof of Lemma C.1. We induct on the number of requests in Z . Note that $I_0 = \emptyset$. Thus, hypothesis (a) is vacuously true for $m = 0$. Both J_0 and K_0 contain every node in S , so hypothesis (b) is true when $m = 0$. By construction $J_0 = S_0$, $K_0 = T_0$, and $T_0 = \text{move-to-root}(S_0, x)$, so hypothesis (c) is true when $m = 0$. Now suppose the lemma is true for all request sequences of length at most $m - 1$, and let Z be a request sequence of length m .

Hypothesis (c) is a consequence of hypothesis (b), as follows. Hypothesis (b) states that J_m and K_m have the same keys, and that all of these keys lie in the symmetric order interval (u_m, v_m) . By construction, no key in this interval

is accessed in Z . Thus, the priorities of all nodes in J_m and K_m are as they were in S_0 and T_0 , respectively. There is only one key whose node in J_m has a different priority from its node in K_m : in J_m , the node holding x has the same priority in both S_0 and J_m ; meanwhile, the node holding x has greatest priority among those in K_m . By the max-heap ordering on Move-to-Root's after-trees with respect to priorities determined by most recent access time, K_m is exactly the tree produced by executing $\text{move-to-root}(J_m, x)$. (See Remark C.2.) We now deal with hypotheses (a) and (b).

Case I: $z_m \in I_{m-1}$. In this case, $u_m = u_{m-1}$, $v_m = v_{m-1}$, and $I_m = I_{m-1}$. Without loss of generality, assume $s_{m-1} < t_{m-1}$. (The other case is symmetric.) Thus, J_{m-1} is the right subtree of u_{m-1} in S_{m-1} and K_{m-1} is the right subtree of u_{m-1} in T_{m-1} .

We first deal with hypothesis (a). By the inductive hypothesis for (a) on request sequences of length $m-1$, the nodes of I_{m-1} form an identical connected subtree of the root of S_{m-1} and T_{m-1} . Let \hat{I}_{m-1} denote this subtree. Note that the access path for z_m is identical in \hat{I}_{m-1} , S_{m-1} , and T_{m-1} . Move-to-Root is a "path-based" algorithm. (See Section 6.4.) Hence, Move-to-Root outputs identical transition trees for z_m in \hat{I}_{m-1} , S_{m-1} , and T_{m-1} . By observation (v), S_m and T_m are formed by substituting $\hat{I}_m = \text{move-to-root}(\hat{I}_{m-1}, z_m)$ for \hat{I}_{m-1} in S_{m-1} and T_{m-1} , respectively. Thus, hypothesis (a) holds for m in Case I.

We must consider three possibilities in order to show hypothesis (b) holds in Case I.

Suppose $z_m \neq u_m$. By observation (iii), u_m 's right subtree is the same in both S_{m-1} and S_m , and also in T_{m-1} and T_m . Furthermore, $s_m < t_m$ since $s_m = s_{m-1}$ and the priorities of other nodes can only increase. Thus, $J_m = J_{m-1}$ and $K_m = K_{m-1}$. By the inductive hypothesis on (b) for request sequences of length $m-1$, $y \in J_{m-1} \iff u_{m-1} < y < v_{m-1} \iff y \in K_{m-1}$. Since $u_m = u_{m-1}$ and $v_m = v_{m-1}$, $J_m = J_{m-1}$ and $K_m = K_{m-1}$, hypothesis (b) holds for m .

Suppose $z_m = u_m$ and $t_{m-1} = \infty$. Since ∞ is never accessed, $t_m = t_{m-1}$. Node u_m is the maximum element of \hat{I}_{m-1} , and therefore all of u_m 's non-root ancestors are right children. By observation (ii), the rotations during the execution of $\text{move-to-root}(I_{m-1}, u_m)$ do not change u_m 's right subtree. Thus, u_m 's right subtree in S_m is J_{m-1} and its right subtree in T_m is K_{m-1} . Since $t_m = \infty$, $J_m = J_{m-1}$ and $K_m = K_{m-1}$ and hypothesis (b) holds for m .

Suppose $z_m = u_m$ and $t_{m-1} < \infty$. Since $v_m \in I_{m-1}$ and I_{m-1} does not contain keys in the symmetric order interval (u_m, v_m) , v_m is u_m 's successor in I_m . Furthermore, u_m has no right child in \hat{I}_m . Thus, by observation (i), v_m is the lowest ancestor of u_m in \hat{I}_{m-1} that is not a left child. Starting from S_{m-1} and T_{m-1} , form S'_{m-1} and T'_{m-1} by repeatedly rotating at u_m until u_m becomes the left child of v_m . Because u_m was a right child at the start of all of these rotations, u_m 's right subtree in S'_{m-1} is still J_{m-1} , and its right subtree in T'_{m-1} is still K_{m-1} by observation (ii).

Let $S''_{m-1} = \text{rotate}(S'_{m-1}, z_m)$ and $T''_{m-1} = \text{rotate}(T'_{m-1}, z_m)$. Because u_m is the left child of v_m in S'_{m-1} and T'_{m-1} , v_m 's left subtree in S''_{m-1} becomes J_{m-1} and its left subtree in T''_{m-1} becomes K_m .

By observation (iv), we have $S_m = \text{move-to-root}(S''_{m-1}, u_m)$ and $T_m = \text{move-to-root}(T''_{m-1}, u_m)$. Because v_m is not on the access path for u_m in either S''_{m-1} or T''_{m-1} , the subtree rooted at v_m remains unchanged in S_m and T_m from S''_{m-1} and T''_{m-1} , respectively. In particular, v_m 's left subtree in S_m is J_{m-1} and its left subtree in T_m is K_{m-1} .

Because u_m now has highest priority, $s_m > t_m$. Therefore, J_m is v_m 's left subtree in S_m and K_m is v_m 's left subtree in T_m . Thus, $J_m = J_{m-1}$, $K_m = K_{m-1}$, and hypothesis (b) holds for access m .

Case II: $z_m \notin I_{m-1}$. By Remark C.2, if $z_m = x$ then $u_i = v_i = x$, $K_m = J_m = \emptyset$, I_m contains every node in S , and $S_m = T_m$. Now suppose $z_m \neq x$. Without loss of generality, we may assume $z_m < x$, so that $u_m = z_m$. (The other case is symmetric.)

Let S'_{m-1} and T'_{m-1} be formed by substituting $\text{move-to-root}(J_{m-1}, u_m)$ and $\text{move-to-root}(K_{m-1}, u_m)$ for J_{m-1} and K_{m-1} in S_{m-1} and T_{m-1} , respectively. Let J'_{m-1} be u_m 's right subtree in S'_{m-1} and let K'_{m-1} be u_m 's right subtree in T'_{m-1} .

Using the definition of augment-top from Section C.1, let

$$\begin{aligned}\tilde{I}_{m-1} &= \text{augment-top}(\text{left-subtree}_{S'_{m-1}}(u_m), u_m) \\ \tilde{I}'_{m-1} &= \text{augment-top}(\text{left-subtree}_{T'_{m-1}}(u_m), u_m).\end{aligned}$$

The priority of a key's node is the same in \tilde{I}_{m-1} and in \tilde{I}'_{m-1} , and \tilde{I}_{m-1} and \tilde{I}'_{m-1} contain the same keys. Thus, $\tilde{I}'_{m-1} = \tilde{I}_{m-1}$. If $s_{m-1} < t_{m-1}$ then form \hat{I}'_{m-1} by attaching \tilde{I}_{m-1} as the right subtree of u_{m-1} in \hat{I}_{m-1} . Otherwise, if $s_{m-1} > t_{m-1}$ then form \hat{I}'_{m-1} by attaching \tilde{I}_{m-1} as the left subtree of v_{m-1} in \hat{I}_{m-1} . (If $I_{m-1} = \emptyset$ then define $\hat{I}'_{m-1} = \tilde{I}_{m-1}$.)

Note that the keys in \hat{I}'_{m-1} are precisely those in I_m , and that the keys in J'_{m-1} and in K'_{m-1} are precisely the keys lying in the symmetric order interval (u_m, v_m) . By observation (iv), $S_m = \text{move-to-root}(S'_{m-1}, z_m)$ and $T_m = \text{move-to-root}(T'_{m-1}, z_m)$. Since $z_m \in \hat{I}'_{m-1}$, we may apply the analysis used in Case I to \hat{I}'_{m-1} , S'_{m-1} , and T'_{m-1} . \square

Lemma C.9. *If y is a child in T , T_y denotes the subtree rooted at y in T , and $T_y^+ = \text{augment-top}(T_y, \text{parent}_T(y))$, then $\ell_T(z) = \ell_T(y) + \ell_{T_y^+}(z) - 2$ for $z \in T_y$.*

Proof. By observation (vi), every crossing node of y in T that is a strict ancestor of y is also a crossing node for z . Furthermore, if $z' \in T_y$, then z' is a crossing node for z in T_y^+ if and only if z' is a crossing node for z in T . The nodes y and $\text{parent}_T(y)$ are double counted, necessitating that we subtract two from the sum. \square

Proof of Lemma C.2. By Remark C.2, we may assume that $J_i \neq \emptyset$ and $K_i \neq \emptyset$. Thus formula (a) is well-defined for $0 \leq i \leq m-1$. By construction, $J_0^+ = S_0$ and $K_0^+ = T_0$, and (a) is true when $i = 0$.

Otherwise, let g_i be the key in $\text{root}(J_i)$'s parent node in S_i . By construction, g_i is also the key in the $\text{root}(K_i)$'s parent node in T_i . Furthermore, both $\text{root}(J_i)$

and $\text{root}(K_i)$ are children of the same direction in S_i and T_i , respectively. By Lemma C.1 (a), the access paths for g_i in S_i and T_i are the same. Hence, $\ell_{S_i}(g_i) = \ell_{T_i}(g_i)$ and $\ell_{S_i}(\text{root}(J_i)) = \ell_{T_i}(\text{root}(K_i))$. By Lemma C.9,

$$\begin{aligned}\ell_{S_i}(y) &= \ell_{S_i}(\text{root}(J_i)) + \ell_{J_i^+}(y) - 2 \\ \ell_{T_i}(y) &= \ell_{T_i}(\text{root}(K_i)) + \ell_{K_i^+}(y) - 2.\end{aligned}$$

Therefore, formula (a) holds for $0 \leq i \leq m-1$ and $y \in J_i^+$. If $y \notin J_i^+$ then $y \in I_i$, and $\ell_{S_i}(y) = \ell_{T_i}(y)$ by Lemma C.1 (a). Thus, the formula holds for $y \in S$.

Hypothesis (b) also follows from Lemma C.1 (a): if $z_{i+1} \in I_i$ then only an access to the less recently accessed of u_i or v_i can change $\text{root}(J_i^+)$ from u_i to v_i or vice versa. Otherwise, J_i^+ and K_i^+ remain the same. By construction, g_i is the less recently accessed of u_i and v_i , so the lemma holds. \square

Proof of Lemma C.3. Since $K_i = \text{move-to-root}(J_i, x)$ whenever $P_i \setminus \{x\} \neq \emptyset$ by Lemma C.1 (c), we can apply observation (iii) to obtain hypothesis (a). Hypothesis (b) follows by an application of Lemma C.9 similar to the one found in the proof of Lemma C.2 (a). \square

References

- [1] Georgy Adel'son-Vel'skii and Evgenii Landis. "An algorithm for the organization of information". Trans. by F. M. Goodspeed. In: *Soviet Mathematics Doklady* 3 (1962), pp. 1259–1263.
- [2] Brian Allen and Ian Munro. "Self-Organizing Binary Search Trees". In: *Journal of the ACM* 25.4 (1978), pp. 526–535.
- [3] Prosenjit Bose et al. "De-amortizing Binary Search Trees". In: *International Colloquium on Automata, Languages and Programming*. Springer Berlin Heidelberg, 2012, pp. 121–132.
- [4] James Cannon, William Floyd, and Walter Perry. "Introductory notes on Richard Thompson's groups". In: *L'Enseignement Mathématique* 42 (1996), pp. 215–256.
- [5] Parinya Chalermsook et al. "Pattern-Avoiding Access in Binary Search Trees". In: *2015 IEEE 56th Annual Symposium on Foundations of Computer Science*. IEEE, 2015.
- [6] Parinya Chalermsook et al. "Self-Adjusting Binary Search Trees: What Makes Them Tick?" In: *Algorithms - ESA 2015*. Springer Berlin Heidelberg, 2015, pp. 300–312.
- [7] Parinya Chalermsook et al. "The landscape of bounds for binary search trees". In: *arXiv:1603.04892 [cs]* (2016). arXiv: <http://arxiv.org/abs/1603.04892v1> [cs.DS].

- [8] Ranjan Chaudhuri and Hartmut Hft. “Splaying a search tree in preorder takes linear time”. In: *ACM SIGACT News* 24.2 (1993), pp. 88–93.
- [9] Sean Cleary. “Restricted rotation distance between binary trees”. In: *Information Processing Letters* 84.6 (2002), pp. 333–338.
- [10] Sean Cleary and Jennifer Taback. “Bounding restricted rotation distance”. In: *Information Processing Letters* 88.5 (2003), pp. 251–256.
- [11] Richard Cole. “On the dynamic finger conjecture for splay trees”. In: *Proceedings of the twenty-second annual ACM symposium on Theory of computing*. ACM Press, 1990.
- [12] Richard Cole. “On the Dynamic Finger Conjecture for Splay Trees. Part II: The Proof”. In: *SIAM Journal on Computing* 30.1 (2000), pp. 44–85.
- [13] Richard Cole et al. “On the Dynamic Finger Conjecture for Splay Trees. Part I: Splay Sorting $\log n$ -Block Sequences”. In: *SIAM Journal on Computing* 30.1 (2000), pp. 1–43.
- [14] Thomas Cormen et al. *Introduction to Algorithms*. MIT Press, 2009.
- [15] Karel Culik and Derick Wood. “A note on some tree similarity measures”. In: *Information Processing Letters* 15.1 (1982), pp. 39–42.
- [16] Erik Demaine. *MIT Computer Science 18.783, Lecture Notes: Self-adjusting data structures: splay trees, bounds, dynamic optimality conjecture*. URL: <http://courses.csail.mit.edu/6.851/spring07/erik/L02.pdf>. 2007.
- [17] Erik Demaine et al. “Combining Binary Search Trees”. In: *International Colloquium on Automata, Languages, and Programming*. Springer Berlin Heidelberg, 2013, pp. 388–399.
- [18] Erik Demaine et al. “Dynamic OptimalityAlmost”. In: *SIAM Journal on Computing* 37.1 (2007), pp. 240–251.
- [19] Erik Demaine et al. “The Geometry of Binary Search Trees”. In: *Proceedings of the Twentieth Annual ACM-SIAM Symposium on Discrete Algorithms*. Society for Industrial and Applied Mathematics, 2009.
- [20] Jonathan Derryberry, Daniel Sleator, and Chengwen Wang. *A Lower Bound Framework for Binary Search Trees with Rotations*. Tech. rep. Carnegie Mellon University, 2005.
- [21] Kyle Fox. “Upper Bounds for Maximally Greedy Binary Search Trees”. In: *Lecture Notes in Computer Science*. Springer Berlin Heidelberg, 2011, pp. 411–422.
- [22] George Georgakopoulos and David McClurkin. “Generalized Template Splay: A Basic Theory and Calculus”. In: *The Computer Journal* 47.1 (2004), pp. 10–19.
- [23] Navin Goyal and Manoj Gupta. “On Dynamic Optimality for Binary Search Trees”. In: *arXiv:1102.4523 [cs]* (2011). arXiv: <http://arxiv.org/abs/1102.4523v1> [cs.DS].

- [24] Leo Guibas and Robert Sedgwick. “A dichromatic framework for balanced trees”. In: *19th Annual Symposium on Foundations of Computer Science*. IEEE, 1978.
- [25] Bernhard Haeupler, Siddhartha Sen, and Robert E. Tarjan. “Rank-Balanced Trees”. In: *ACM Transactions on Algorithms* 11.4 (2015), pp. 1–26.
- [26] Dion Harmon. “New bounds on optimal binary search trees”. PhD thesis. Massachusetts Institute of Technology, 2006.
- [27] John Howat, John Iacono, and Pat Morin. “The Fresh-Finger Property”. In: *arXiv:1302.6914 [cs.DS]* (2013). arXiv: <http://arxiv.org/abs/1302.6914v1> [cs.DS].
- [28] John Iacono. “In Pursuit of the Dynamic Optimality Conjecture”. In: *Space-Efficient Data Structures, Streams, and Algorithms*. Springer Berlin Heidelberg, 2013, pp. 236–250.
- [29] John Iacono. “Key-Independent Optimality”. In: *Algorithmica* 42.1 (2005), pp. 3–10.
- [30] John Iacono and Stefan Langerman. “Weighted dynamic finger in binary search trees”. In: *Proceedings of the twenty-seventh annual ACM-SIAM symposium on Discrete algorithms*. 2016. arXiv: <http://arxiv.org/abs/1810.01785v1> [cs.DS].
- [31] John Iacono and Mark Yagnatinsky. “A Linear Potential Function for Pairing Heaps”. In: *Combinatorial Optimization and Applications*. Springer International Publishing, 2016, pp. 489–504.
- [32] Grigorios Koumoutsos. “Online Algorithms with Advice for the Binary Search Tree Problem”. MA thesis. LIAFA, 2013.
- [33] Lszl Kozma. “Binary search trees, rectangles and patterns”. PhD thesis. Saarland University, 2016.
- [34] Caleb Levy. “New Paths from Splay to Dynamic Optimality”. PhD thesis. Princeton University, 2019.
- [35] Caleb Levy and Robert Tarjan. “A New Path from Splay to Dynamic Optimality”. In: *Proceedings of the Thirtieth Annual ACM-SIAM Symposium on Discrete Algorithms*. Society for Industrial and Applied Mathematics, 2019, pp. 1311–1330.
- [36] Caleb Levy and Robert Tarjan. “Splaying Preorders and Postorders”. In: *Algorithms and Data Structures Symposium (formerly WADS)*. 2019.
- [37] Joan Lucas. “A direct algorithm for restricted rotation distance”. In: *Information Processing Letters* 90.3 (2004), pp. 129–134.
- [38] Joan Lucas. *Canonical Forms for Competitive Binary Search Tree Algorithms*. Tech. rep. Rutgers University, 1988.
- [39] Joan Lucas. “The rotation graph of binary trees is Hamiltonian”. In: *Journal of Algorithms* 8.4 (1987), pp. 503–535.

- [40] Joan Lucas, Dominique Roelants van Vanbaronaigien, and Frank Ruskey. “On Rotations and the Generation of Binary Trees”. In: *Journal of Algorithms* 15.3 (1993), pp. 343–366.
- [41] Erkki Mkinen. “On top-down splaying”. In: *BIT* 27.3 (1987), pp. 330–339.
- [42] Kurt Mehlhorn. *Reading Group Talk by Kurt Mehlhorn: A New Path from Splay to Dynamic Optimality by Caleb Levy and Bob Tarjan (SODA 2019)*. 2018.
- [43] Ian Munro. “On the Competitiveness of Linear Search”. In: *Algorithms - ESA 2000*. Springer Berlin Heidelberg, 2000, pp. 338–345.
- [44] Jrg Nievergelt and Edward Reingold. “Binary Search Trees of Bounded Balance”. In: *SIAM Journal on Computing* 2.1 (1973), pp. 33–43.
- [45] Lus Russo. “A study on splay trees”. In: *Theoretical Computer Science* (2019). Ed. by 776, pp. 1–18.
- [46] Raimund Seidel and Cecilia Aragon. “Randomized search trees”. In: *Algorithmica* 16.4-5 (1996), pp. 464–497.
- [47] Daniel Sleator and Robert Tarjan. “Amortized efficiency of list update and paging rules”. In: *Communications of the ACM* 28.2 (1985), pp. 202–208.
- [48] Daniel Sleator and Robert Tarjan. “Self-adjusting binary search trees”. In: *Journal of the ACM* 32.3 (1985), pp. 652–686.
- [49] Daniel Sleator and Robert Tarjan. “Self-adjusting binary trees”. In: *Proceedings of the fifteenth annual ACM symposium on Theory of computing - STOC '83*. ACM Press, 1983.
- [50] Daniel Sleator, Robert Tarjan, and William Thurston. “Rotation distance, triangulations, and hyperbolic geometry”. In: *Journal of the American Mathematical Society* 1.3 (1988), pp. 647–647.
- [51] C. J. Stephenson. “A method for constructing binary search trees by making insertions at the root”. In: *International Journal of Computer & Information Sciences* 9.1 (1980), pp. 15–29.
- [52] Ashok Subramanian. “An Explanation of Splaying”. In: *Journal of Algorithms* 20.3 (1996), pp. 512–525.
- [53] Robert Tarjan. “Amortized Computational Complexity”. In: *SIAM Journal on Algebraic Discrete Methods* 6.2 (1985), pp. 306–318.
- [54] Robert Tarjan. *Data Structures and Network Algorithms*. Society for Industrial and Applied Mathematics, 1983.
- [55] Robert Tarjan. “Sequential access in splay trees takes linear time”. In: *Combinatorica* 5.4 (1985), pp. 367–378.
- [56] Robert Tarjan, Caleb Levy, and Stephen Timmel. “Zip Trees”. In: *Algorithms and Data Structures Symposium (formerly WADS)*. 2019.
- [57] Jean Vuillemin. “A unifying look at data structures”. In: *Communications of the ACM* 23.4 (1980), pp. 229–239.

- [58] Robert Wilber. “Lower Bounds for Accessing Binary Search Trees with Rotations”. In: *SIAM Journal on Computing* 18.1 (1989), pp. 56–67.