

DIRECTING POWER TOWARDS SUBSPACES OF THE ALTERNATIVE HYPOTHESIS

PRELIMINARY VERSION

9 September 2019

NICK KONING

This paper treats two problems in high-dimensional testing that have received attention in the recent literature. The first problem is that tests based on a quadratic statistic (such as the Wald statistic) lose power against subspaces of the alternative hypothesis as the dimension of the parameter vector of interest increases. The second problem is that the Wald statistic is not defined in high-dimensional settings, as it requires an invertible sample covariance matrix. I simultaneously address these issues by generalizing the Wald statistic to a statistic that is large in a subspace of the alternative hypothesis chosen by the econometrician. The existence of the statistic depends on a restricted eigenvalue condition that is tied directly to the size of the subspace. I show that if the conventional sample covariance matrix is used, then the statistic can be computed using linear regression with a constant dependent variable, where coefficient vector is restricted to the subspace of interest. As a demonstration, I consider subspaces that contain sparse or nearly-sparse vectors. For these cases, the computation reduces to ℓ_0 -regularized regression (best subset selection) and ℓ_1 -regularized regression (Lasso), respectively.

KEYWORDS: High dimensional testing, Mahalanobis distance, Wald statistic, sparse alternatives, power enhancement, best subset selection, Lasso.

1. INTRODUCTION

There has recently been a heightened interest in testing the location of a high-dimensional parameter vector, whose dimension p may exceed the number of observations n . Traditionally, such tests are often based on a quadratic statistic like the Wald statistic. However, tests based on quadratic statistics are known to lose power and can become inconsistent against subspaces of the alternative hypothesis as the dimension of the parameter vector increases (see e.g. [Fan et al., 2015](#); [Kock and Preinerstorfer, 2019](#)).

In addition, quadratic statistics typically involve the inverse of the covariance matrix, which is usually not known in practice and must be estimated. This is problematic in high-dimensional settings, as the standard sample covariance matrix is not invertible if $p > n$. The solution provided in the literature is to impose restrictions, through regularization or other means, in order to estimate the covariance matrix (see e.g. [Srivastava and Du, 2008](#); [Chen et al., 2011](#)). However, if no information about the covariance matrix is available,

N.W. Koning, Faculty of Economics and Business, University of Groningen, PO Box 800, 9700 AV Groningen, The Netherlands. e-mail: n.w.koning@rug.nl.

then it is not clear what restrictions should be used. Imposing the wrong restrictions may lead to poor estimates, which in turn may lead to a loss of power.

I simultaneously address these two issues by proposing a novel test statistic that generalizes the Wald statistic and is large in a subspace of the alternative hypothesis that is specified by the econometrician. This subspace is described as a third type of hypothesis in addition to the null and alternative hypotheses, that is henceforth referred to as the *sub-alternative* hypothesis. The statistic is obtained through a generalization of the Mahalanobis norm and measures length in the direction of a subspace of interest.

For the test statistic to be finite, a restricted eigenvalue condition must be met. The strength of this condition depends directly on the ‘size’ of the sub-alternative hypothesis, and is weaker than the condition that the sample covariance matrix is positive-definite. Therefore, the test statistic can be used even in high-dimensional settings, as long as the sub-alternative hypothesis is sufficiently ‘small’.

In addition, I show that the computation of the test statistic can be formulated as a quadratic minimization problem, restricted by the same constraints that specify the sub-alternative. If the conventional sample covariance matrix and sample mean are used as estimators, this problem reduces to linear regression with a constant dependent variable. I provide an additional result for the special case of a diagonal estimate of the covariance matrix and sub-alternative defined by sign or sparsity restrictions. In that case, the computation reduces to solving a minimum distance problem which can lead to a closed-form test statistic.

I demonstrate this methodology by testing against sparse sub-alternatives, which are defined by the number of hypothesized element-wise violations of the null hypothesis. This setting is also considered by [Fan et al. \(2015\)](#). They provide the following motivating example from financial econometrics concerning multi-factor pricing theory.

EXAMPLE 1 *Multi-factor pricing models assume that returns of assets can be described by a linear combination of a limited number of factors, so that no individual assets have returns in excess of the market (known as ‘alpha’ in the finance literature). Because such models are well founded in arbitrage pricing theory ([Ross, 1976](#)), one would expect that if such a model is false then it would only be violated by a small number of exceptional assets. So, if the alternative hypothesis holds, then the underlying vector of excess returns is likely to be sparse. Therefore, one may want to test such a multi-factor pricing model with extra power towards sparse sub-alternative hypotheses.*

In case of a sparse sub-alternative hypothesis, the computation of the test statistic is a special case of best-subset selection in linear regression. Best-subset selection has seen a recent surge of interest after [Bertsimas et al. \(2016\)](#) showed that this problem is easier to solve than was commonly assumed, by exploiting gradient descent methods and commercially available mixed-integer optimization solvers.¹ If one uses a diagonal covariance matrix

¹See e.g. [Hastie et al. \(2017\)](#); [Mazumder et al. \(2017\)](#); [Hazimeh and Mazumder \(2018\)](#); [Koning and Bekker \(2018\)](#) for more recent work.

estimator, then the test statistic has a closed form solution and is related to threshold-type statistics (see e.g., [Fan, 1996](#); [Zhong et al., 2013](#)).

In addition, I consider the sub-alternative hypothesis for which the computation of the test statistic coincides with Lasso, which is another popular technique used to obtain sparse solutions ([Tibshirani, 1996](#)). I show that Lasso corresponds to a sub-alternative hypothesis that consists of convex cones that are centered around sparse vectors. The width of these cones depends on the Lasso regularization parameter. So, this sub-alternative hypothesis can be interpreted as a *nearly-sparse* sub-alternative hypothesis, consisting of vectors that are ‘close’ to a sparse vector.

For the demonstration on sparse and nearly-sparse sub-alternative hypotheses, I use randomization based on reflection symmetry to construct a critical value (see e.g. [Lehmann and Romano, 2006](#); [Canay et al., 2017](#)). While this construction relies on a symmetry assumption on the distribution of the error term, the advantage is that size control is guaranteed in small samples, even if $p \gg n$.

1.1. Comparison to Power Enhancement

Another method that increases power in a subspace of interest is the power enhancement technique proposed by [Fan et al. \(2015\)](#). This technique works as follows: given some initial test, one chooses an enhancement test which has asymptotic size zero and is consistent against a subspace of the alternative hypothesis, against which the initial test is not consistent. The combination of these two tests has asymptotic size equal to the initial test, and may be consistent against a strictly larger set of alternatives. The existence of enhancement tests has recently been discussed by [Kock and Preinerstorfer \(2019\)](#).

The main advantage of the methodology proposed in this paper over the power enhancement technique is that it is constructive: when the econometrician specifies a sub-alternative hypothesis, this simultaneously defines an appropriate test statistic. The advantage of the power enhancement technique are its attractive asymptotic properties, which can deliver a strictly larger region against which the test is consistent. However, it remains unclear how these properties transfer to the finite sample.

2. DIRECTING THE MAHALANOBIS NORM

In this section, I propose an asymmetric semi-norm which generalizes the Mahalanobis norm to measure length in the direction of a subspace of interest. In addition, I provide some intuitions, a condition for which the quantity is finite and a computational result.

I use the following notation. For a set \mathcal{A} , the set $\mathcal{A}^0 = \mathcal{A} \cup \{\mathbf{0}\}$ denotes the set in addition to the origin and $\mathcal{A}^\emptyset = \mathcal{A} \setminus \{\mathbf{0}\}$ the set excluding the origin. I use $\mathbf{I}_n = (\mathbf{e}_1, \mathbf{e}_2, \dots, \mathbf{e}_n)$ to denote the $n \times n$ identity matrix, and $\mathbf{1}_n$ to denote an n -vector of ones. The subscripted vector $\mathbf{x}_{\mathcal{J}}$ has elements equal to x_j if $j \in \mathcal{J}$ and 0, otherwise. Finally, for a vector \mathbf{x} with elements x_j , the following standard notation is used

$$\|\mathbf{x}\|_q = \begin{cases} \sum_j 1_{\{x_j \neq 0\}}, & q = 0, \\ (\sum_j |x_j|^q)^{\frac{1}{q}}, & 0 < q < \infty. \end{cases}$$

Let the p -vector $\boldsymbol{\mu}$ be the parameter of interest and let $\mathcal{V} = \{\boldsymbol{\lambda} \in \mathbb{R}^p \mid \boldsymbol{\lambda}' \boldsymbol{\Sigma} \boldsymbol{\lambda} = 1\}$ be the set containing the (possibly defect) unit ellipsoid described by some positive semi-definite matrix $\boldsymbol{\Sigma}$, with diagonal elements $\sigma_1^2, \dots, \sigma_p^2$. Let $\mathcal{C} \subseteq \mathbb{R}^p$ represent a subspace of interest. Without loss of generality, assume that \mathcal{C} is closed under positive scalar multiplication, so that it constitutes a cone.² That is, if $\boldsymbol{\lambda} \in \mathcal{C}$, then $\gamma \boldsymbol{\lambda} \in \mathcal{C}$, for all $\gamma > 0$.

The key object of interest in this paper is the following asymmetric semi-norm.

DEFINITION 1

$$T_{\mathcal{C}} = \max_{\boldsymbol{\lambda} \in (\mathcal{V} \cap \mathcal{C}) \cup \{\mathbf{0}\}} \boldsymbol{\mu}' \boldsymbol{\lambda}.$$

The dependence on $\boldsymbol{\mu}$ and \mathcal{V} is suppressed for notational convenience. The $\mathbf{0}$ is included in the maximization to simplify the computation and to ensure that $T_{\mathcal{C}}$ is non-negative so that it is an (asymmetric) semi-norm.

The quantity $T_{\mathcal{C}}$ has the following interpretation. Suppose that $\hat{\boldsymbol{\lambda}} \neq \mathbf{0}$ is the maximizing vector. Then $\boldsymbol{\mu}' \hat{\boldsymbol{\lambda}}$ can be viewed as the Euclidean norm of the vector $\boldsymbol{\mu}$ projected onto $\hat{\boldsymbol{\lambda}}$ and scaled by the relative stretching of the $\boldsymbol{\Sigma}$ -induced ellipsoid and the unit sphere:

$$\boldsymbol{\mu}' \hat{\boldsymbol{\lambda}} = \left\| \sqrt{\frac{\hat{\boldsymbol{\lambda}}' \hat{\boldsymbol{\lambda}}}{\hat{\boldsymbol{\lambda}}' \boldsymbol{\Sigma} \hat{\boldsymbol{\lambda}}}} \mathbf{P}_{\hat{\boldsymbol{\lambda}}} \boldsymbol{\mu} \right\|_2,$$

where $\mathbf{P}_{\hat{\boldsymbol{\lambda}}} = \hat{\boldsymbol{\lambda}} \hat{\boldsymbol{\lambda}}' / \hat{\boldsymbol{\lambda}}' \hat{\boldsymbol{\lambda}}$ is the projection matrix of $\hat{\boldsymbol{\lambda}}$. A visual demonstration for both a singular and positive-definite matrix $\boldsymbol{\Sigma}$ is given in Figure 1.

In addition, $T_{\mathcal{C}}$ can be viewed as a restricted version of the Mahalanobis norm. In particular, suppose that $\boldsymbol{\Sigma}$ is invertible, and let $\mathcal{C} = \mathbb{R}^p$. Then the maximizing argument $\boldsymbol{\lambda}$ is equal to $\boldsymbol{\Sigma}^{-1} \boldsymbol{\mu} / \sqrt{\boldsymbol{\mu}' \boldsymbol{\Sigma}^{-1} \boldsymbol{\mu}}$, so that $T_{\mathbb{R}^p}$ coincides with the Mahalanobis norm $\sqrt{\boldsymbol{\mu}' \boldsymbol{\Sigma}^{-1} \boldsymbol{\mu}}$.

While the Mahalanobis norm requires $\boldsymbol{\Sigma}$ to be positive-definite in order to be finite (or to exist, using the conventional definition), the finiteness of $T_{\mathcal{C}}$ typically requires a weaker condition. Specifically, if $\mathcal{C} \subseteq \mathbb{R}^p$, then the following condition guarantees that $T_{\mathcal{C}} < \infty$.³

CONDITION 1 $\min_{\substack{\boldsymbol{\lambda} \in \mathcal{C} \\ \boldsymbol{\mu}' \boldsymbol{\lambda} = 1}} \boldsymbol{\lambda}' \boldsymbol{\Sigma} \boldsymbol{\lambda} > 0.$

This condition is a restricted eigenvalue condition. Restricted eigenvalue conditions are well-known for use their use in proving oracle results for Lasso (see e.g. [Van De Geer et al. 2009](#)).⁴

²Generality is not lost, as only the intersection of \mathcal{C} with \mathcal{V} is used in Definition 1. Hence, the cone $\mathcal{C}_{\Lambda} = \{\boldsymbol{\lambda} \mid \gamma \boldsymbol{\lambda} \in \Lambda, \exists \gamma > 0\}$ can be constructed from an arbitrary subset $\mathcal{C} \subseteq \mathbb{R}^p$, where $\Lambda = \mathcal{C} \cap \mathcal{V}$, so that it has the same intersection $\Lambda = \mathcal{C}_{\Lambda} \cap \mathcal{V}$. This is demonstrated using a Lasso restriction in Section 4.2.

³The condition follows from first observing that the case $\boldsymbol{\lambda} = \mathbf{0}$ is irrelevant, and then rewriting $T_{\mathcal{C}}$ as $1 / \min_{\substack{\boldsymbol{\lambda} \in \mathcal{C} \\ \boldsymbol{\mu}' \boldsymbol{\lambda} = 1}} \sqrt{\boldsymbol{\lambda}' \boldsymbol{\Sigma} \boldsymbol{\lambda}}$ for $\boldsymbol{\lambda} \neq \mathbf{0}$.

⁴For example, if we choose $\mathcal{C} = \{\boldsymbol{\lambda} \mid \|\boldsymbol{\lambda}_{\mathcal{Z}^c}\|_1 < L \|\boldsymbol{\lambda}_{\mathcal{Z}}\|_1 \neq 0\}$ and $\boldsymbol{\mu} = \text{sign}(\boldsymbol{\lambda}_{\mathcal{Z}}) / \sqrt{|\mathcal{Z}|}$, where \mathcal{Z} is an index set with cardinality $|\mathcal{Z}|$ and complement \mathcal{Z}^c , and L is some constant, then Condition 1 coincides with the compatibility condition ([Van de Geer, 2007](#)).

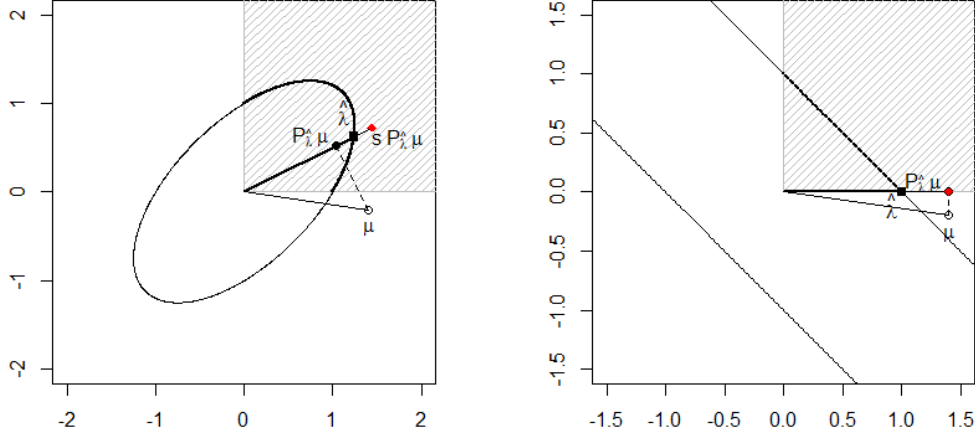


Figure 1: Visual demonstration of T_C for a positive-definite and singular matrix Σ . In both plots, the diagonal elements of Σ are 1. For the left plot, its off-diagonals are -0.6 , so that \mathcal{V} is an ellipse, and for the right plot the off-diagonals are 1, so that \mathcal{V} consists of two parallel lines. The thicker parts shows the intersection with $\mathcal{C} = \{\lambda \mid \lambda \geq 0\}$. In both plots, the thin line with an open circle at the end represents $\mu = (1.1, -0.4)$, and the thicker line with the square at the end represents the maximizing vector $\hat{\lambda}$. The black solid dot is the projection $P_{\hat{\lambda}}\mu$, and the red solid diamond is the scaled projection $sP_{\hat{\lambda}}\mu$ of μ onto $\hat{\lambda}$, where $s = \sqrt{\frac{\hat{\lambda}'\hat{\lambda}}{\hat{\lambda}'\Sigma\hat{\lambda}}}$. The Euclidean norm of this scaled projection is $\mu'\hat{\lambda}$.

The following result shows that T_C can be computed using restricted quadratic minimization. This is convenient as some of such problems have been well studied in the optimization literature. A proof of the result can be found in Appendix A. In Section 3.2, where a sample equivalent of T_C is used as a test statistic, results for sample moments are provided for which the computation simplifies.

PROPOSITION 1 *Let $\lambda'\Sigma\lambda > 0$ for all $\lambda \in \mathcal{C}^\circ$. Assume that $\hat{\beta} = \arg \min_{\lambda \in \mathcal{C}} 1 - 2\mu'\beta + \beta'\Sigma\beta$ and $\hat{\lambda} = \arg \max_{\lambda \in (\mathcal{V} \cap \mathcal{C}) \cup \{0\}} \mu'\lambda$ are unique optimizers. Then*

$$\hat{\lambda} = \frac{\hat{\beta}}{\sqrt{\hat{\beta}'\Sigma\hat{\beta}}}.$$

3. HYPOTHESIS TESTING

In this section, I apply T_C to hypothesis testing. This will lead to the definition of a third type of hypothesis, in addition to the null hypothesis and alternative hypothesis.

Furthermore, the sample equivalent of $T_{\mathcal{C}}$ is proposed as a test statistic for testing such a triplet of hypotheses.

The setting can be described as follows. Let \mathbf{X} be an $n \times p$ matrix that can be decomposed as $\mathbf{X} = \boldsymbol{\iota}_n \boldsymbol{\mu}' + \mathbf{E}$, where $\boldsymbol{\mu}$ is the p -vector of interest, $\boldsymbol{\iota}_n$ is an n -vector of ones, and \mathbf{E} is a random matrix with expectation zero and covariance matrix $E(\mathbf{E}'\mathbf{E})/n = \boldsymbol{\Sigma}$.

3.1. Sub-alternatives

In order to simplify the description of the hypotheses, let us assume that $\boldsymbol{\Sigma} > 0$.

Using $T_{\mathcal{C}}$, the null hypothesis $H_0 : \boldsymbol{\mu} = \mathbf{0}$ and alternative hypothesis $H_1 : \boldsymbol{\mu} \neq \mathbf{0}$ can be equivalently written using Mahalanobis norm of $\boldsymbol{\mu}$:

$$\begin{aligned} H_0 &: T_{\mathbb{R}^p} = 0, \\ H_1 &: T_{\mathbb{R}^p} > 0. \end{aligned}$$

This reformulation is convenient, as it condenses the vector hypotheses to scalar hypotheses.

A different null hypothesis $H_0^{\mathcal{C}}$ and alternative hypothesis $H_1^{\mathcal{C}}$ can be constructed by simply replacing \mathbb{R}^p with some other cone $\mathcal{C} \subseteq \mathbb{R}^p$. This is shown in the following two examples.

EXAMPLE 2 The cone $\mathcal{C}_+ = \{\boldsymbol{\lambda} \mid \boldsymbol{\lambda} \geq \mathbf{0}\}$ produces the multi-dimensional ‘one-sided’ hypotheses $H_0^{\mathcal{C}_+} : \boldsymbol{\mu} \leq \mathbf{0}$ and $H_1^{\mathcal{C}_+} : \boldsymbol{\mu} \not\leq \mathbf{0}$.

EXAMPLE 3 The cone $\mathcal{C}_{(1)} = \{\boldsymbol{\lambda} \mid \lambda_j = 0, j \neq 1\}$ produces the one-dimensional two-sided hypotheses $H_0^{\mathcal{C}_{(1)}} : \mu_1 = 0$, $H_1^{\mathcal{C}_{(1)}} : \mu_1 \neq 0$. The intersection $\mathcal{C}_{(1)+} = \mathcal{C}_{(1)} \cap \mathcal{C}_+$ produces the one-dimensional one-sided hypotheses $H_0^{\mathcal{C}_{(1)+}} : \mu_1 \leq 0$, $H_1^{\mathcal{C}_{(1)+}} : \mu_1 > 0$.

A key observation is that different sets \mathcal{C} can produce the same null and alternative hypothesis. This is illustrated in the following example.

EXAMPLE 4 Let us consider $\mathcal{C}_1 = \{\boldsymbol{\lambda} \mid \|\boldsymbol{\lambda}\|_0 \leq 1\}$, containing the cones that coincide with the axes, and \mathbb{R}^p . Notice that $T_{\mathcal{C}_1} = \max_j |\mu_j/\sigma_j|$ and $T_{\mathbb{R}^p} = \sqrt{\boldsymbol{\mu}'\boldsymbol{\Sigma}^{-1}\boldsymbol{\mu}}$, are zero if and only if $\boldsymbol{\mu} = \mathbf{0}$. So, both \mathcal{C}_1 and \mathbb{R}^p produce the null hypothesis $H_0 : \boldsymbol{\mu} = \mathbf{0}$ and alternative hypothesis $H_1 : \boldsymbol{\mu} \neq \mathbf{0}$. However, $T_{\mathcal{C}_1}$ and $T_{\mathbb{R}^p}$ are different for almost all $\boldsymbol{\mu}$ in \mathbb{R}^p : they only coincide if $\boldsymbol{\mu} \in \mathcal{C}_1$.

As $H_0^{\mathcal{C}}$ and $H_1^{\mathcal{C}}$ may be the same for different \mathcal{C} , it seems natural to define a third type of hypothesis that specifies the subspace of the alternative hypothesis for which $T_{\mathcal{C}}$ is large in $\boldsymbol{\mu}$ (henceforth *sub-alternative*).

DEFINITION 2 The sub-alternative hypothesis corresponding to \mathcal{C} is $H_{sub}^{\mathcal{C}} : \boldsymbol{\mu} \in \mathcal{C}^{\emptyset}$.

| \mathcal{C} | $H_0^{\mathcal{C}}$ | $H_1^{\mathcal{C}}$ | $H_{\text{sub}}^{\mathcal{C}}$ | $T_{\mathcal{C}}$ statistic |
|----------------------------------------|------------------------------------|----------------------------------------|---------------------------------------------------------------------------|----------------------------------------------------------------------------------------|
| \mathbb{R}^p | $\boldsymbol{\mu} = \mathbf{0}$ | $\boldsymbol{\mu} \neq \mathbf{0}$ | $\boldsymbol{\mu} \neq \mathbf{0}$ | $\sqrt{\hat{\boldsymbol{\mu}}' \hat{\boldsymbol{\Sigma}}^{-1} \hat{\boldsymbol{\mu}}}$ |
| \mathcal{C}_+ | $\boldsymbol{\mu} \leq \mathbf{0}$ | $\boldsymbol{\mu} \not\leq \mathbf{0}$ | $\boldsymbol{\mu} \geq \mathbf{0}$ and $\boldsymbol{\mu} \neq \mathbf{0}$ | T_+ (Koning and Bekker, 2019) |
| $\mathcal{C}_{(1)}$ | $\boldsymbol{\mu} = \mathbf{0}$ | $\boldsymbol{\mu} \neq \mathbf{0}$ | $\mu_1 \neq 0$ | $ \hat{\mu}_1 /\hat{\sigma}_1$ |
| $\mathcal{C}_{(1)} \cap \mathcal{C}_+$ | $\boldsymbol{\mu} \leq \mathbf{0}$ | $\boldsymbol{\mu} \not\leq \mathbf{0}$ | $\mu_1 > 0$ | $\hat{\mu}_1/\hat{\sigma}_1$ |
| \mathcal{C}_1 | $\boldsymbol{\mu} = \mathbf{0}$ | $\boldsymbol{\mu} \neq \mathbf{0}$ | $\ \boldsymbol{\mu}\ _0 = 1$ | $\max_j \hat{\mu}_j /\hat{\sigma}_j$ |
| $\mathcal{C}_1 \cap \mathcal{C}_+$ | $\boldsymbol{\mu} \leq \mathbf{0}$ | $\boldsymbol{\mu} \not\leq \mathbf{0}$ | $\boldsymbol{\mu} \geq \mathbf{0}$ and $\ \boldsymbol{\mu}\ _0 = 1$ | $\max_j \hat{\mu}_j/\hat{\sigma}_j$ (Chernozhukov et al., 2018) |

TABLE I

THIS TABLE CONTAINS SOME EXAMPLES OF HYPOTHESES AND TEST STATISTICS THAT ARE NESTED BY THE METHODOLOGY IN THIS PAPER IF $\mathbf{m} = \hat{\boldsymbol{\mu}}$ AND $\mathbf{S} = \hat{\boldsymbol{\Sigma}} > \mathbf{0}$. THE CONSTRAINT SETS ARE DEFINED AS FOLLOWS: $\mathcal{C}_+ = \{\boldsymbol{\lambda} \mid \boldsymbol{\lambda} \geq \mathbf{0}\}$, $\mathcal{C}_{(1)} = \{\boldsymbol{\lambda} \mid \lambda_j = 0, j \neq 1\}$, $\mathcal{C}_1 = \{\boldsymbol{\lambda} \mid \|\boldsymbol{\lambda}\|_0 \leq 1\}$.

3.2. Test statistic

In this section, I use $T_{\mathcal{C}}$ to propose a novel test statistic, that directs power towards the sub-alternative $H_{\text{sub}}^{\mathcal{C}}$. In order to do so, the following notation is used. The vector \mathbf{m} stands for a generic estimator of $\boldsymbol{\mu}$, and \mathbf{S} for a generic estimator of $\boldsymbol{\Sigma}$. Let $\mathcal{S} = \{\boldsymbol{\lambda} \in \mathbb{R}^p \mid \boldsymbol{\lambda}' \mathbf{S} \boldsymbol{\lambda} = 1\}$.

I propose the following test statistic that is the sample analogue of the $T_{\mathcal{C}}$:

$$\hat{T}_{\mathcal{C}} = \max_{\boldsymbol{\lambda} \in \{\mathcal{S} \cap \mathcal{C}\} \cup \{\mathbf{0}\}} \mathbf{m}' \boldsymbol{\lambda},$$

where \mathcal{C} is the cone that describes the sub-alternative. The intuition for the statistic is that it is small under $H_0^{\mathcal{C}}$, positive under $H_1^{\mathcal{C}}$ and large under the sub-alternative $H_{\text{sub}}^{\mathcal{C}}$, so that power is directed towards the sub-alternatives.

For the estimator \mathbf{m} , I use the sample mean $\hat{\boldsymbol{\mu}} = \mathbf{X}'\boldsymbol{\iota}_n/n$. For \mathbf{S} , I will focus on two estimators. The first is a standard sample covariance matrix $\hat{\boldsymbol{\Sigma}} = \hat{\mathbf{G}} - \hat{\boldsymbol{\mu}}\hat{\boldsymbol{\mu}}'$ with diagonal elements $\hat{\sigma}_1^2, \hat{\sigma}_2^2, \dots, \hat{\sigma}_p^2$, where $\hat{\mathbf{G}} = \mathbf{X}'\mathbf{X}/n$ is the Gramian matrix. The second is an arbitrary diagonal estimator, which includes popular choices such as $\text{diag}(\hat{\boldsymbol{\Sigma}})$ or the pooled variance $\text{tr}(\hat{\boldsymbol{\Sigma}}/p)\mathbf{I}_p$. For notational clarity, I write $\hat{T}_{\mathcal{C}}^F$ if \mathbf{S} is the full sample covariance matrix $\hat{\boldsymbol{\Sigma}}$ and add the superscript $\hat{T}_{\mathcal{C}}^D$ to denote the statistic if \mathbf{S} is a diagonal estimate.

Notice that if the $\mathcal{C} = \mathbb{R}^p$, then $\hat{T}_{\mathbb{R}^p}^F$ is equal to square-root of the Wald statistic. A crucial difference with the Wald statistic is that the $\hat{T}_{\mathcal{C}}^F$ statistic typically does not require $\hat{\boldsymbol{\Sigma}}$ to be invertible. Instead, for its existence the sample equivalent of Condition 1 is required, which can be much weaker depending on \mathcal{C} . Table I provides some examples of other test statistics that are nested by the methodology discussed in this paper.

3.3. Computing the test statistic

From Proposition 1 it follows that the computation of $\hat{T}_{\mathcal{C}}$ reduces to a quadratic minimization problem. In this section, I show that the computation can simplify in some cases.

In particular, I provide results for the case that $\mathbf{S} = \widehat{\boldsymbol{\Sigma}}$ and the case that \mathbf{S} is diagonal. The proofs of these results can be found in Appendix A.

If $\widehat{\boldsymbol{\Sigma}}$ is chosen as estimator of the covariance matrix and $\mathbf{m} = \widehat{\boldsymbol{\mu}}$, then Proposition 2 shows that the computation simplifies to linear regression of a constant vector $\boldsymbol{\iota}_n$ on \mathbf{X} , restricted by the cones \mathcal{C} that define the sub-alternative of interest. This is convenient, as restricted linear regression is a well-studied problem and implementations of special cases are widely available. One of such special cases is treated in Section 4.

PROPOSITION 2 *Let $\boldsymbol{\lambda}'\widehat{\boldsymbol{\Sigma}}\boldsymbol{\lambda} > 0$ for all $\boldsymbol{\lambda} \in \mathcal{C}^\emptyset$. Let $\widehat{\boldsymbol{\beta}} = \arg \min_{\boldsymbol{\beta} \in \mathcal{C}} \frac{1}{n} \|\boldsymbol{\iota}_n - \mathbf{X}\boldsymbol{\beta}\|_2^2$ and $\widehat{\boldsymbol{\lambda}} = \arg \max_{\boldsymbol{\lambda} \in (\mathcal{S} \cap \mathcal{C}) \cup \{\mathbf{0}\}} \boldsymbol{\mu}'\boldsymbol{\lambda}$ be unique optimizers. Then*

$$\widehat{\boldsymbol{\lambda}} = \widehat{\boldsymbol{\beta}} / \sqrt{\widehat{\boldsymbol{\beta}}'\widehat{\boldsymbol{\Sigma}}\widehat{\boldsymbol{\beta}}},$$

if $\widehat{\boldsymbol{\beta}} \neq \mathbf{0}$ and $\widehat{\boldsymbol{\lambda}} = \mathbf{0}$, otherwise.

In addition, I consider the case where \mathbf{S} is a diagonal estimator of the covariance matrix, such as $\text{diag}(\widehat{\boldsymbol{\Sigma}})$ or $\text{tr}(\widehat{\boldsymbol{\Sigma}}/p)\mathbf{I}_p$. In this case, the computation can simplify substantially if a special type of cone is used. In particular, let \mathcal{D} be the set of vectors that is closed under multiplication by a positive definite diagonal matrix. That is, if $\boldsymbol{\lambda} \in \mathcal{D}$, then $\mathbf{D}\boldsymbol{\lambda} \in \mathcal{D}$, where $\mathbf{D} > 0$. I have been unable to find the name of these types of cones and will henceforth use the name *scone* (sign cone). A scone can be viewed as a union of sub-orthants (i.e. a union of possibly lower dimensional orthants embedded in a higher dimensional space). As pre-multiplication by a diagonal matrix $\mathbf{D} > 0$ is a sign-preserving operation, the sub-alternatives for scones relate directly to hypotheses concerning sign or sparsity restrictions.

For a scone sub-alternative $H_{\text{sub}}^{\mathcal{D}} : \boldsymbol{\mu} \in \mathcal{D}$, Proposition 3 shows that computing $\widehat{T}_{\mathcal{D}}^{\mathcal{D}}$ requires solving a minimum distance problem. Such problems are typically easier to solve than linear regression. For example, the next section considers testing against sparse sub-alternatives, for which this problem has a closed-form solution.

PROPOSITION 3 *Let $\mathbf{S} > 0$ be a diagonal matrix and let \mathcal{D} be a scone. Suppose that $\widehat{\boldsymbol{\lambda}} = \arg \max_{\boldsymbol{\lambda} \in (\mathcal{S} \cap \mathcal{D}) \cup \{\mathbf{0}\}} \mathbf{m}'\boldsymbol{\lambda}$ and $\widehat{\boldsymbol{\beta}} = \arg \min_{\boldsymbol{\beta} \in \mathcal{D}} \|\mathbf{S}^{-\frac{1}{2}}\mathbf{m} - \boldsymbol{\beta}\|_2^2$ are unique optimizers. Then*

$$\widehat{\boldsymbol{\lambda}} = \mathbf{S}^{-\frac{1}{2}}\widehat{\boldsymbol{\beta}} / \sqrt{\widehat{\boldsymbol{\beta}}'\widehat{\boldsymbol{\beta}}},$$

if $\widehat{\boldsymbol{\beta}} \neq \mathbf{0}$ and $\widehat{\boldsymbol{\lambda}} = \mathbf{0}$, otherwise.

4. SPARSE SUB-ALTERNATIVES

In this section, I demonstrate the methodology described in the previous section by considering the special case of *sparse* sub-alternatives. For a given level of sparsity k , I use $\mathcal{D}_k = \{\boldsymbol{\lambda} \in \mathbb{R}^p \mid \|\boldsymbol{\lambda}\|_0 \leq k\}$ to denote the set of all k -sparse vectors of length p , where

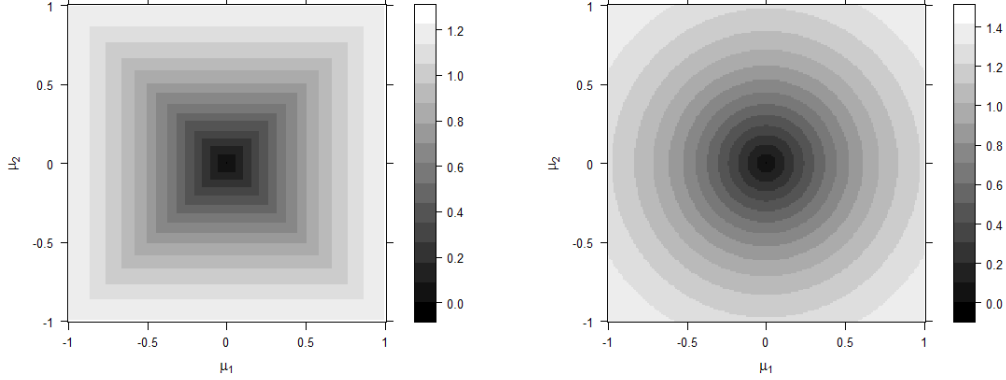


Figure 2: Levelplot of \hat{T}_1 (left) and \hat{T}_p (right) over $\hat{\boldsymbol{\mu}}$ in two dimensions, where $\mathbf{S} = \mathbf{I}_2$.

$\|\mathbf{x}\|_0 = \sum_{j=1}^p 1_{\{x_j \neq 0\}}$ is the ℓ_0 -norm of a vector \mathbf{x} , which counts the number of non-zero elements in the vector. Notice that \mathcal{D}_k is a scone, as $\|\mathbf{x}\|_0 = \|\mathbf{D}\mathbf{x}\|_0$ for all diagonal matrices $\mathbf{D} > 0$. The sub-alternative corresponding to this scone is given by

$$H_{\text{sub}}^k : \|\boldsymbol{\mu}\|_0 \leq k, \boldsymbol{\mu} \neq \mathbf{0}.$$

The interpretation of this sub-alternative is that (at most) k elements of $\boldsymbol{\mu}$ are unequal to zero. The corresponding null hypothesis is $H_0 : \boldsymbol{\mu} = \mathbf{0}$ and the alternative hypothesis is $H_1 : \boldsymbol{\mu} \neq \mathbf{0}$.

The sparse sub-alternative leads to the statistic $\hat{T}_{\mathcal{D}_k}$, which will be abbreviated as \hat{T}_k for notational convenience. A visual illustration comparing the \hat{T}_k statistic to the $\hat{T}_p = \hat{T}_{\mathbb{R}^p}$ statistic is provided for the two-dimensional case in Figure 2. On the left panel, it can be observed that, the \hat{T}_1 statistic is largest on the axes, where $\hat{\boldsymbol{\mu}}$ is sparse. Conversely, the right panel shows that the \hat{T}_p statistic is equally large in every direction. This difference becomes increasingly pronounced as p increases and the level of sparsity k is fixed.

4.1. Computation

For the case that $\mathbf{S} = \hat{\boldsymbol{\Sigma}}$, Proposition 2 shows that the corresponding test statistic requires solving the non-convex quadratic minimization problem

$$(1) \quad \hat{\boldsymbol{\beta}} = \arg \min_{\substack{\boldsymbol{\beta} \\ \|\boldsymbol{\beta}\|_0 \leq k}} \|\boldsymbol{\iota}_n - \mathbf{X}\boldsymbol{\beta}\|_2^2.$$

This minimization problem is a special case of the best subset selection problem (BSS), which was long deemed computationally infeasible for $p \gtrsim 40$. Recently, [Bertsimas et al. \(2016\)](#) have shown that BSS can be solved for problems of practical size within reasonable time by using gradient descent methods and mixed-integer optimization solvers. In particular, they solve BSS with n of order 10^3 and p of order 10^2 in minutes. If p and n are very

large or if re-sampling is used to construct a critical value, then this may still be costly in terms of computation. However, promising work by [Hazimeh and Mazumder \(2018\)](#) shows that problems of order $p = 10^6$ can be approximated in seconds. An alternative approach is to approximate the solution of [1](#) using greedy methods such as forward stepwise selection (see e.g. [Hastie et al. 2009, 2017](#)).

If \mathbf{S} is assumed to be diagonal, then the computation becomes much simpler. Proposition [3](#) shows that \hat{T}_k^D can be computed by solving

$$\hat{\beta} = \arg \min_{\substack{\beta \\ \|\beta\|_0 \leq k}} \|\mathbf{S}^{-\frac{1}{2}} \hat{\mu} - \beta\|_2^2.$$

It is straightforward to show that $\hat{\beta} = \mathbf{S}^{-1} \hat{\mu}_{\mathcal{J}_k}$, where \mathcal{J}_k contains the largest k elements of $\mathbf{S}^{-1} \hat{\mu}$.⁵ This leads to the closed form

$$\hat{T}_k^D = \sqrt{\hat{\mu}' \mathbf{S}^{-1} \hat{\mu}_{\mathcal{J}_k}},$$

where $\hat{\mu}_{\mathcal{J}_k}$ has elements equal to the corresponding element in $\hat{\mu}$ if its index is in \mathcal{J}_k , and 0 otherwise.

If $\mathbf{S} = \text{diag}(\hat{\Sigma})$, then the \hat{T}_k^D test statistic is closely related to threshold-type statistics (see e.g. [Fan, 1996](#); [Zhong et al., 2013](#)), which include the screening statistic proposed by [Fan et al. \(2015\)](#). They define the screening statistic as

$$J_0 = \sqrt{p} \hat{\mu}' \text{diag}(\hat{\Sigma})^{-1} \hat{\mu}_{\mathcal{J}} \vee 0,$$

where $\mathcal{J} = \{j \in \{1, \dots, p\} \mid |\hat{\mu}_j| > \hat{\sigma}_j \delta\}$, for a given threshold value δ . Here, [Fan et al. \(2015\)](#) choose δ to grow sufficiently fast so that using 0 as critical value results in a test with asymptotic size 0. Notice that if δ is instead chosen such that $|\mathcal{J}| = k$, then J_0 is a monotone function of \hat{T}_k^D : $J_0 = \sqrt{p}(\hat{T}_k^D)^2$. Hence, the difference is that a threshold-type statistic implicitly defines the sparsity level, while the \hat{T}_k^D explicitly specifies the sparsity level of the sub-alternative of interest. The latter option seems more intuitive, but there may be applications for which a threshold-type specification of the sparsity level is desirable.

4.2. Lasso

Another popular tool to obtain sparse solutions is Lasso ([Tibshirani, 1996](#)), which is linear regression under an ℓ_1 -norm restriction. Unlike \mathcal{D}_k , the Lasso constraint set $\mathcal{B}_t = \{\boldsymbol{\lambda} \mid \|\boldsymbol{\lambda}\|_1 \leq t\}$, where $t \geq 0$, is not a scone nor even a cone. However, as mentioned in Section [2](#), it is possible to use a non-cone restriction by converting it to a cone restriction, which I will demonstrate in this section.

Let $\Lambda_t = \mathcal{V} \cap \mathcal{B}_t$ be the intersection of the Lasso constraint set and \mathcal{V} , for some $t \geq 0$. Then we can construct the cone $\mathcal{C}_{\Lambda_t} = \{\boldsymbol{\lambda} \mid \gamma \boldsymbol{\lambda} \in \Lambda_t, \exists \gamma > 0\} \cup \{\mathbf{0}\}$ that consists of all the scalar multiples of Λ_t and the origin. This leads to the sub-alternative

$$\boldsymbol{\mu} \in \mathcal{C}_{\Lambda_t} \setminus \{\mathbf{0}\}.$$

⁵See e.g. Proposition 3 of [Bertsimas et al. \(2016\)](#) for a formal proof.

Notice that if $\Sigma = \mathbf{I}_p$, then this sub-alternative coincides with the 1-sparse sub-alternative when $t = 1$, and the Wald statistic if $t \geq \sqrt{p}$. A visual illustration of the two-dimensional case is given in Figure 3, for $t = 1.2$. This figure shows that the sub-alternative corresponding to the Lasso constraint is set of cones that are centered around the axes, and whose angles are regulated by the parameter t . Therefore, the sub-alternative induced by Lasso can be viewed as a *near-sparse* sub-alternative. The interpretation of near-sparse alternatives extends to higher dimensions.

By Proposition 2, the computation of the test statistic $\widehat{T}_{\mathcal{C}_{\Lambda_t}}$ reduces to Lasso regression

$$\widehat{\beta} = \arg \min_{\substack{\beta \\ \|\beta\|_1 \leq t/\sqrt{\widehat{\beta}'\widehat{\Sigma}\widehat{\beta}}}} \|\mathbf{t}_n - \mathbf{X}\beta\|_2^2,$$

so that $\widehat{\lambda} = \widehat{\beta}/\sqrt{\widehat{\beta}'\widehat{\Sigma}\widehat{\beta}}$.

Using the penalty form of Lasso exposes an alternative interpretation. Namely that an ℓ_1 penalty shrinks the mean estimate $\widehat{\mu}$. In particular, using Proposition 2, the penalized form of the Lasso problem given by

$$\begin{aligned} \widehat{\beta} &= \arg \min_{\beta} \frac{1}{n} \|\mathbf{t}_n - \mathbf{X}\beta\|_2^2 + \tau_1 \|\lambda\|_1 \\ &= \sqrt{\widehat{\beta}'\widehat{\Sigma}\widehat{\beta}} \arg \max_{\substack{\lambda \\ \lambda' \widehat{\Sigma} \lambda = 1}} \text{sign}(\widehat{\mu}) (|\widehat{\mu}| - \tau_1 \mathbf{t}_p)^+ \lambda, \end{aligned}$$

where τ_1 is the ℓ_1 penalty parameter, $|\cdot|$ is the element-wise absolute value, and $[\cdot]^+$ is the element-wise positive-part operator. This shows that Lasso shrinks each element of the mean estimate by τ_1 , to produce the estimate $\mathbf{m} = \text{sign}(\widehat{\mu}) (|\widehat{\mu}| - \tau_1 \mathbf{t}_p)^+$.⁶

4.3. Critical values

In order to a critical value, I will use a reflection-based randomization test. Under a symmetry assumption on \mathbf{E} , this leads to an exact critical value because the sparse sub-alternatives and Lasso sub-alternatives share $H_0 : \mu = \mathbf{0}$.⁷ This section briefly describes the construction of such a critical value (see e.g. Ch. 15 of Lehmann and Romano (2006) for a more general discussion).

Let \mathcal{R} contain all $n \times n$ reflection matrices, so that \mathcal{R} is the reflection group of order $N = 2^n$. The assumption that permits the construction of an exact test is that \mathbf{E} and $\mathbf{R}\mathbf{E}$ share the same distribution, for all $\mathbf{R} \in \mathcal{R}$. Let $\mathcal{R}^M := \{\mathbf{I}_n, \mathbf{R}_2, \dots, \mathbf{R}_M\} \subseteq \mathcal{R}$ be selected uniformly from \mathcal{R} such that it includes the identity matrix. Denote the set containing the reflection transformed data by $\mathcal{R}_X^M = \{\mathbf{X}, \mathbf{R}_2\mathbf{X}, \dots, \mathbf{R}_M\mathbf{X}\}$. Let $\widehat{T}_{\mathcal{C}}(\mathcal{R}_X^M) =$

⁶Similarly, a Ridge or ℓ_2 -penalty (Hoerl and Kennard, 1970) inflates the diagonals of the covariance estimate to $\mathbf{S} = \widehat{\Sigma} + \tau_2 \mathbf{I}_p$, where $\tau_2 \geq 0$ is the ℓ_2 -penalty parameter.

⁷Koning and Bekker (2019) apply a reflection-based randomization test to a composite null hypothesis. Although they are unable to formally show that such a test maintains size for all parameter values under the null, they do provide simulation results that support this conjecture.

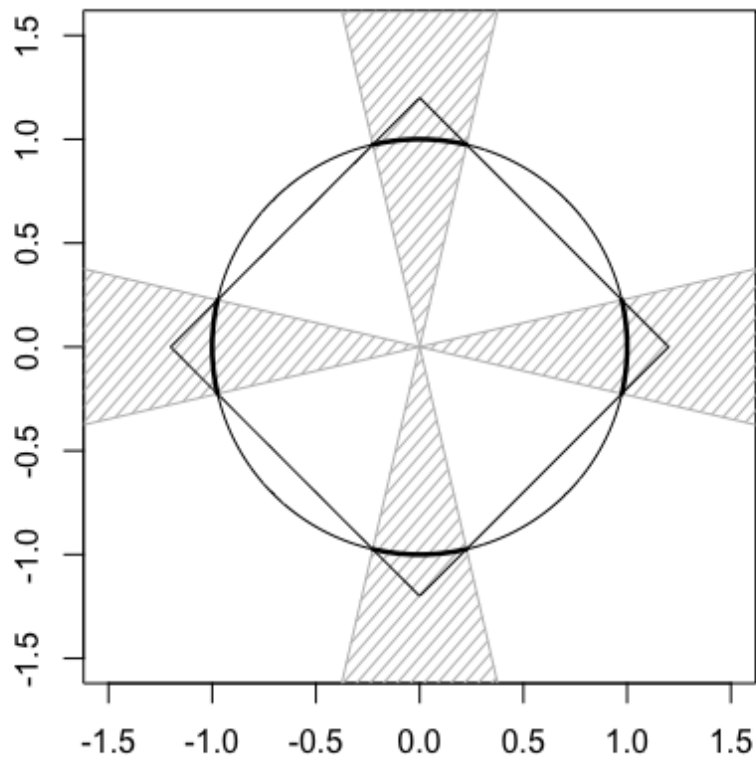


Figure 3: The construction of a Lasso sub-alternative in two dimensions. The area inside the diamond corresponds to the Lasso constraint set $\mathcal{B}_{1,2}$, the circle is the unit sphere \mathcal{U} , the thicker sections of the circle correspond to the intersection $\Lambda_{1,2} = \mathcal{U} \cap \mathcal{B}_{1,2}$, and the cone corresponding to the intersection $\mathcal{C}_{\Lambda_{1,2}}^{\ell_1}$ is shown as the gray dashed areas.

$\{\widehat{T}_{\mathcal{C}}(\mathbf{X}), \widehat{T}_{\mathcal{C}}(\mathbf{R}_2\mathbf{X}), \dots, \widehat{T}_{\mathcal{C}}(\mathbf{R}_M\mathbf{X})\}$ be the set containing test statistic of interest applied to each of the reflected data sets. Notice that under H_0 , each of the elements of $\widehat{T}_{\mathcal{C}}(\mathcal{R}_{\mathbf{X}}^M)$ would ex-ante have been equally likely to be observed. So, for a given level of significance α , the critical value c_{α} can be defined as the $1 - \alpha$ quantile of $\widehat{T}_{\mathcal{C}}(\mathcal{R}_M\mathbf{X})$. If all elements of $\widehat{T}_{\mathcal{C}}(\mathcal{R}_{\mathbf{X}}^M)$ are different, then rejecting H_0 if $\widehat{T}_{\mathcal{C}} > c_{\alpha}$ is an exact test.

REFERENCES

- Bertsimas, D., King, A., Mazumder, R., et al., 2016. Best subset selection via a modern optimization lens. *The Annals of Statistics*, 44(2):813–852.
- Canay, I. A., Romano, J. P., and Shaikh, A. M., 2017. Randomization tests under an approximate symmetry assumption. *Econometrica*, 85(3):1013–1030.
- Chen, L. S., Paul, D., Prentice, R. L., and Wang, P., 2011. A regularized hotellings t^2 test for pathway analysis in proteomic studies. *Journal of the American Statistical Association*, 106(496):1345–1360.
- Chernozhukov, V., Chetverikov, D., and Kato, K., 11 2018. Inference on Causal and Structural Parameters using Many Moment Inequalities. *The Review of Economic Studies*, 86(5):1867–1900.
- Fan, J., 1996. Test of significance based on wavelet thresholding and neyman’s truncation. *Journal of the American Statistical Association*, 91(434):674–688.
- Fan, J., Liao, Y., and Yao, J., 2015. Power enhancement in high-dimensional cross-sectional tests. *Econometrica*, 83(4):1497–1541.
- Hastie, T., Tibshirani, R., and Friedman, J., 2009. *The elements of statistical learning: data mining, inference and prediction*. Springer, 2 edition. URL <http://www-stat.stanford.edu/~tibs/ElemStatLearn/>.
- Hastie, T., Tibshirani, R., and Tibshirani, R. J., 2017. Extended comparisons of best subset selection, forward stepwise selection, and the lasso. *arXiv preprint arXiv:1707.08692*.
- Hazimeh, H. and Mazumder, R., 2018. Fast best subset selection: Coordinate descent and local combinatorial optimization algorithms. *arXiv preprint arXiv:1803.01454*.
- Hoerl, A. E. and Kennard, R. W., 1970. Ridge regression: Biased estimation for nonorthogonal problems. *Technometrics*, 12(1):55–67.
- Kock, A. B. and Preinerstorfer, D., 2019. Power in high-dimensional testing problems. *Econometrica*, 87(3):1055–1069.
- Koning, N. W. and Bekker, P. A., 2018. Sparse unit-sum regression. *arXiv preprint arXiv:1907.04620*.
- Koning, N. W. and Bekker, P. A., 2019. Exact testing of many moment inequalities against multiple violations. *arXiv preprint arXiv:1904.12775*.
- Lehmann, E. L. and Romano, J. P., 2006. *Testing statistical hypotheses*. Springer Science & Business Media.
- Mazumder, R., Radchenko, P., and Dedieu, A., 2017. Subset selection with shrinkage: Sparse linear modeling when the snr is low. *arXiv preprint arXiv:1708.03288*.
- Ross, S., 1976. The arbitrage theory of capital asset pricing. *Journal of Economic Theory*, 13(3):341–360.
- Srivastava, M. S. and Du, M., 2008. A test for the mean vector with fewer observations than the dimension. *Journal of Multivariate Analysis*, 99(3):386–402.
- Tibshirani, R., 1996. Regression shrinkage and selection via the lasso. *Journal of the Royal Statistical Society: Series B (Methodological)*, 58(1):267–288.
- Van de Geer, S. The deterministic lasso. JSM Proceedings, 140. Am. Statistic. Assoc., Alexandria, VA., 2007.
- Van De Geer, S. A., Bühlmann, P., et al., 2009. On the conditions used to prove oracle results for the lasso. *Electronic Journal of Statistics*, 3:1360–1392.
- Zhong, P.-S., Chen, S. X., Xu, M., et al., 2013. Tests alternative to higher criticism for high-dimensional means under sparsity and column-wise dependence. *The Annals of Statistics*, 41(6):2820–2851.

5. APPENDIX A

In order to present the proofs of Proposition 1, I first provide the following simple lemma, where the notation $\gamma\mathcal{A}$ is used to mean element-wise scalar multiplication of the set $\mathcal{A} \subseteq \mathbb{R}^p$.

LEMMA 1 *Let \mathcal{C} be a cone and $\gamma > 0$. If Condition 1 holds, then*

$$\arg \max_{\substack{\lambda \in \mathcal{C} \\ \lambda' \Sigma \lambda = \gamma^2}} \mu' \lambda = \gamma \arg \max_{\substack{\lambda \in \mathcal{C} \\ \lambda' \Sigma \lambda = 1}} \mu' \lambda.$$

PROOF: As Condition 1 holds, a maximizing argument exists. I find

$$\arg \max_{\substack{\lambda \in \mathcal{C} \\ \lambda' \Sigma \lambda = \gamma^2}} \mu' \lambda = \arg \max_{\substack{\lambda \in \mathcal{C} \\ \frac{1}{\gamma^2} \lambda' \Sigma \lambda = 1}} \mu' \lambda = \arg \max_{\substack{(\frac{1}{\gamma} \lambda) \in \mathcal{C} \\ (\frac{1}{\gamma} \lambda)' \Sigma (\frac{1}{\gamma} \lambda) = 1}} \mu' \lambda = \gamma \arg \max_{\substack{\lambda \in \mathcal{C} \\ \lambda' \Sigma \lambda = 1}} \mu' \lambda.$$

Q.E.D.

PROPOSITION 1 *Let $\lambda' \Sigma \lambda > 0$ for all $\lambda \in \mathcal{C}^\emptyset$. Let $\hat{\beta} = \arg \min_{\lambda \in \mathcal{C}} 1 - 2\mu' \beta + \beta' \Sigma \beta$ and $\hat{\lambda} = \arg \max_{\lambda \in (\mathcal{V} \cap \mathcal{C}) \cup \{0\}} \mu' \lambda$ be unique optimizers. Then*

$$\hat{\lambda} = \frac{\hat{\beta}}{\sqrt{\hat{\beta}' \Sigma \hat{\beta}}},$$

if $\hat{\beta} \neq 0$ and $\hat{\lambda} = 0$, otherwise.

PROOF: I will consider two cases: $\hat{\beta} \neq 0$ and $\hat{\beta} = 0$.

Case $\hat{\beta} \neq 0$

I find

$$\begin{aligned} \hat{\lambda} &= \arg \max_{\substack{\lambda \in \mathcal{C} \\ \lambda' \Sigma \lambda = 1}} \mu' \lambda = \frac{1}{\sqrt{\hat{\beta}' \Sigma \hat{\beta}}} \arg \max_{\substack{\lambda \in \mathcal{C} \\ \lambda' \Sigma \lambda = \hat{\beta}' \Sigma \hat{\beta}}} \mu' \lambda \\ &= \frac{1}{\sqrt{\hat{\beta}' \Sigma \hat{\beta}}} \arg \min_{\substack{\lambda \in \mathcal{C} \\ \lambda' \Sigma \lambda = \hat{\beta}' \Sigma \hat{\beta}}} 1 - 2\mu' \lambda + \lambda' \Sigma \lambda = \frac{1}{\sqrt{\hat{\beta}' \Sigma \hat{\beta}}} \hat{\beta}, \end{aligned}$$

where the second equality follows from Lemma 1, the third equality from the fact that $\lambda' \Sigma \lambda$ is constant due to the constraint, and the final equality from the definition of $\hat{\beta}$.

Case $\hat{\beta} = 0$

I will prove that $\hat{\lambda} = 0$ by contradiction. Suppose that $\hat{\lambda} \in \mathcal{C}^\emptyset$ is arbitrarily given. Then $\hat{\lambda}' \Sigma \hat{\lambda} - 2\mu' \hat{\lambda} > 0$, as $\hat{\beta} = 0$ is a unique minimizer. So $\frac{1}{2} > \mu' \hat{\lambda} / \hat{\lambda}' \Sigma \hat{\lambda}$, because we assumed that $\lambda' \Sigma \lambda > 0$, for all $\lambda \in \mathcal{C}^\emptyset$. As $\hat{\lambda} \in \mathcal{C}^\emptyset$, we have that $\gamma \hat{\lambda} \in \mathcal{C}^\emptyset$ for all $\gamma > 0$. Then $\lim_{\gamma \rightarrow 0^+} \mu'(\gamma \hat{\lambda}) / (\gamma \hat{\lambda})' \Sigma (\gamma \hat{\lambda}) = \lim_{\gamma \rightarrow 0^+} \frac{1}{\gamma} \mu' \hat{\lambda} / \hat{\lambda}' \Sigma \hat{\lambda} < 1/2$, which implies $\mu' \hat{\lambda} < 0 = \mu' 0$. This contradicts the assumption that $\hat{\lambda}$ is a minimizer. Hence, $\hat{\lambda} = 0$. *Q.E.D.*

PROPOSITION 2 *Let $\lambda' \hat{\Sigma} \lambda > 0$ for all $\lambda \in \mathcal{C}^\emptyset$. Let $\hat{\beta} = \arg \min_{\beta \in \mathcal{C}} \frac{1}{n} \|\iota_n - X\beta\|_2^2$ and $\hat{\lambda} = \arg \max_{\lambda \in (S \cap \mathcal{C}) \cup \{0\}} \mu' \lambda$ be unique optimizers. Then*

$$\hat{\lambda} = \hat{\beta} / \sqrt{\hat{\beta}' \hat{\Sigma} \hat{\beta}},$$

if $\hat{\beta} \neq 0$ and $\hat{\lambda} = 0$, otherwise.

PROOF: I will consider two cases.

Case $\hat{\beta} \neq 0$

Writing out the ℓ_2 -norm and using Proposition 1 yields

$$\hat{\beta} = \arg \min_{\beta \in \mathcal{C}} 1 - 2\hat{\mu}'\beta + \hat{\beta}' \hat{G} \hat{\beta} = \sqrt{\hat{\beta}' \hat{G} \hat{\beta}} \arg \max_{\substack{\lambda \in \mathcal{C} \\ \lambda' \hat{G} \lambda = 1}} \hat{\mu}' \lambda,$$

where I use the fact that $\lambda' \hat{\Sigma} \lambda > 0$ for all $\lambda \in \mathcal{C}^\emptyset$, implies that $\lambda' \hat{G} \lambda > 0$ for all $\lambda \in \mathcal{C}^\emptyset$. By Lemma 1

$$\hat{\lambda} = \arg \max_{\substack{\lambda \in \mathcal{C} \\ \lambda' \hat{G} \lambda - (\hat{\mu}' \lambda)^2 = 1}} \hat{\mu}' \lambda = \arg \max_{\substack{\lambda \in \mathcal{C} \\ \lambda' \hat{G} \lambda = 1 + (\hat{\mu}' \lambda)^2}} \hat{\mu}' \lambda = \sqrt{1 + (\hat{\mu}' \hat{\lambda})^2} \arg \max_{\substack{\lambda \in \mathcal{C} \\ \lambda' \hat{G} \lambda = 1}} \hat{\mu}' \lambda.$$

Combining this and applying some straightforward algebra yields

$$\hat{\lambda} = \sqrt{\frac{1 + (\hat{\mu}' \hat{\lambda})^2}{\hat{\beta}' \hat{G} \hat{\beta}}} \hat{\beta} = \frac{1}{\sqrt{\hat{\beta}' \hat{\Sigma} \hat{\beta}}} \hat{\beta}.$$

Case $\hat{\beta} = 0$

This case is analogous to the case that $\hat{\beta} = 0$ in the proof of Proposition 1. Q.E.D.

PROPOSITION 3 *Let $S > 0$ be a diagonal matrix and let \mathcal{D} be a scone. Suppose that $\hat{\lambda} = \arg \max_{\lambda \in (S \cap \mathcal{D}) \cup \{0\}} m' \lambda$ and $\hat{\beta} = \arg \min_{\beta \in \mathcal{D}} \|S^{-\frac{1}{2}} m - \beta\|_2^2$ are unique optimizers. Then*

$$\hat{\lambda} = S^{-\frac{1}{2}} \hat{\beta} / \sqrt{\hat{\beta}' \hat{\beta}},$$

if $\hat{\beta} \neq 0$ and $\hat{\lambda} = 0$, otherwise.

PROOF: I will consider two cases: $\hat{\beta} \neq 0$ and $\hat{\beta} = 0$.

Case $\hat{\beta} \neq 0$

Using the substitution $\beta = S^{\frac{1}{2}} \lambda$ and $\hat{m} = S^{-\frac{1}{2}} m$ yields

$$\hat{\lambda} = \arg \max_{\substack{\lambda \in \mathcal{D}_\Lambda \\ \lambda' S \lambda = 1}} \hat{\mu}' \lambda = S^{-\frac{1}{2}} \arg \max_{\substack{\beta \in \mathcal{D}_\Lambda \\ \beta' \beta = 1}} \hat{m}' \beta,$$

where $\beta \in \mathcal{D}_A$ if $\lambda \in \mathcal{D}_A$, as S is diagonal and positive-definite. Define $\hat{\beta} = \arg \min_{\beta \in \mathcal{D}_A} \|\beta - \widehat{m}\|_2^2$. From Lemma 1 it follows that

$$\widehat{\lambda} = \frac{1}{\sqrt{\widehat{\beta}'\widehat{\beta}}} S^{-\frac{1}{2}} \arg \max_{\substack{\beta \in \mathcal{D}_A \\ \beta'\beta = \widehat{\beta}'\widehat{\beta}}} \widehat{m}'\beta = \frac{1}{\sqrt{\widehat{\beta}'\widehat{\beta}}} S^{-\frac{1}{2}} \arg \min_{\beta \in \mathcal{D}_A} \|\beta - \widehat{m}\|_2^2 = \frac{1}{\sqrt{\widehat{\beta}'\widehat{\beta}}} S^{-\frac{1}{2}} \widehat{\beta}.$$

Case $\widehat{\beta} = \mathbf{0}$.

This case is analogous to the case that $\widehat{\beta} = \mathbf{0}$ in the proof of Proposition 1. *Q.E.D.*