

Agile Domain Adaptation

Jingjing Li, Mengmeng Jing, Yue Xie, Ke Lu and Zi Huang

Abstract

Domain adaptation investigates the problem of leveraging knowledge from a well-labeled source domain to an unlabeled target domain, where the two domains are drawn from different data distributions. Because of the distribution shifts, different target samples have distinct degrees of difficulty in adaptation. However, existing domain adaptation approaches overwhelmingly neglect the degrees of difficulty and deploy exactly the same framework for all of the target samples. Generally, a simple or shadow framework is fast but rough. A sophisticated or deep framework, on the contrary, is accurate but slow. In this paper, we aim to challenge the fundamental contradiction between the accuracy and speed in domain adaptation tasks. We propose a novel approach, named *agile domain adaptation*, which agilely applies optimal frameworks to different target samples and classifies the target samples according to their adaptation difficulties. Specifically, we propose a paradigm which performs several early detections before the final classification. If a sample can be classified at one of the early stage with enough confidence, the sample would exit without the subsequent processes. Notably, the proposed method can significantly reduce the running cost of domain adaptation approaches, which can extend the application scenarios of domain adaptation to even mobile devices and real-time systems. Extensive experiments on two open benchmarks verify the effectiveness and efficiency of the proposed method.

Introduction

Conventional machine learning algorithms generally assume that the training set and the test set are drawn from the same data distribution (Pan, Yang, and others 2010). The assumption, however, cannot always be guaranteed in real-world applications (Long et al. 2015; Ding, Shao, and Fu 2014). To address this, domain adaptation (Pan et al. 2011; Gong et al. 2012; Bousmalis et al. 2017; Ding and Fu 2017) has been proposed to mitigate the data distribution shifts among different domains.

Existing domain adaptation approaches can be roughly grouped into traditional methods and deep learning methods. Traditional methods (Gong et al. 2012; Pan et al. 2011;

The authors are with the School of Computer Science and Engineering, University of Electronic Science and Technology. Email to: lijin117@yeah.net

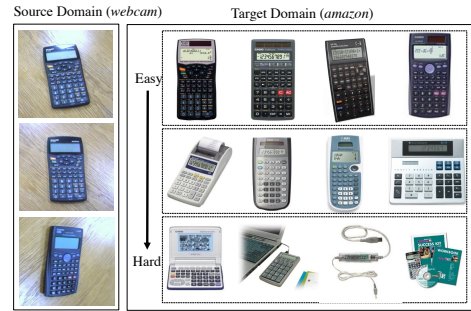


Figure 1: Illustration of the degrees of classification difficulty. The source domain and target samples are from *webcam* dataset and *amazon* dataset, respectively. All the shown samples have the same label *Calculator*. It is obvious that some target samples are easier to be classified than others when we use the source samples as classification reference.

Li et al. 2018b) generally do not care how to extract sample features. They only focus on the transfer techniques, such as distribution alignment (Pan et al. 2011), feature augmentation (Li et al. 2014) and landmark selection (Aljundi et al. 2015). Deep learning methods (Ganin et al. 2016; Ganin and Lempitsky 2014; Ding, Nasrabadi, and Fu 2018) take care of both feature extraction and knowledge adaptation via an end-to-end architecture. Yet, no matter what learning paradigm they take, previous domain adaptation methods deploy exactly the same leaning framework for all of the target samples. Specifically, all of the target samples, both easy and hard, are processed via exactly the same pipeline, e.g., the same optimization steps in tradition learning and the same neural network layers in deep learning. Existing methods just feed all the samples into a general formulation which can output an average result. They neglect the inherent degrees of difficulty (as shown in Fig. 1) with the target samples.

In general, a simple or shadow framework is fast but rough. A sophisticated or deep framework, on the contrary, is accurate but slow. It is worth noting that a network shared by both easy and hard samples tends to get deeper and larger since the model has to handle hard samples. For a better understanding, thinking about a smart phone. Although one mostly uses the phone for calls and messages, it has to be powerful enough just in case one wants to play the Temple Run from time to time. As a result, the neglect of different

adaptation difficulties makes the domain adaptation methods hard to be deployed in real-time and energy-sensitive applications. Fig. 1 has clearly shown that different adaptation difficulties do exist in real-world datasets. Intuitively, if the two domains are highly related, most of the target samples would be easy ones and hard samples tend to be less frequent. Otherwise, one should consider choosing a different source domain for adaptation. Since easy samples can be adapted by a simple or shadow framework and hard samples need more effort, so, why don't we finish the easy ones first with almost no effort and then fully focus on hard ones?

Motivated by the above observations, we propose a novel domain adaptation paradigm which takes the degrees of classification difficulty into consideration. Specifically, we present a deep domain adaptation architecture which has multiple exits. Different exits are located after different layers along the backbone deep network. A common sense about deep neural network is that the features extracted from earlier layers are more general but coarse, while the features extracted from the latter layers are more fine but specific (Long et al. 2015). Therefore, the most easy samples are supposed to be classified by very few layers with coarse features, and then these samples can be finished via the first exit. Similarly, the medium hard samples can be handled by the second exit, third exit and so on. At last, the very hard samples are handled by the final exit.

Since deep learning is computing-intensive, more layers generally need more computing power, e.g., GPU, memory and electricity. The early exit paradigm can significantly reduce the computational costs. As a result, it is possible to deploy our solution on a distributed platform. For instance, the first exit can be deployed on edge device, e.g., mobile devices. The second exit on local servers and the final exit on cloud. In particular, we can agilely tailor the deep architecture according to the specific application scenarios. At last, the main contributions of this paper can be listed as follows:

- 1) We propose a novel learning paradigm for domain adaptation. It explicitly handles the degrees of adaptation difficulty by introducing multiple exits in the learning pipeline. The proposed paradigm can be easily incorporated into deep domain adaptation approaches and significantly reduce their computational costs.
- 2) We present a novel domain adaptation method, i.e., agile domain adaptation networks (ADAN), which puts the learning paradigm into practice. Extensive experiments on open benchmarks verify the effectiveness and efficiency of ADAN.
- 3) For deep transfer learning methods, it is confusing to choose how many layers should be used to extract features. The earlier layers are more transferable but the corresponding features are too coarse. On the contrary, the features extracted from the latter layers are more fine/distinctive but these layers tend to be task-specific and hard to be transferred. In our approach, we find a way out of the dilemma. Specifically, earlier layers are used to classify easy samples and latter layers to classify hard ones. Our formulation takes full advantages from both the early layers and the latter layers. It is a practical way

to challenge the fundamental contradiction between the accuracy and speed in domain adaptation tasks.

The remainder of this paper is organized as follows. Section II briefly reviews related work and highlights the merits of our approach. Section III details the proposed learning paradigm and corresponding approach ADAN. Section IV reports the experiments and analyzes ADAN. At last, section V is the conclusion and future work.

Related Work

A typical domain adaptation (Gong et al. 2012; Li et al. 2018b; Li et al. 2018a; Li et al. 2019a) problem consists of two domains: a well-labeled source domain and an unlabeled target domain. The two domains generally have the same label space but different data distributions (Pan, Yang, and others 2010). Domain adaptation aims to mitigate the gap between the two data distributions, so that the knowledge, e.g., features and parameters, learned from the source domain can be transferred to the target domain. Recently, domain adaptation has been successfully applied to many real-world applications, such as image recognition (Hubert Tsai, Yeh, and Frank Wang 2016; Bousmalis et al. 2017), multimedia analysis (Li et al. 2014; Ding, Nasrabadi, and Fu 2018) and recommender systems (Li et al. 2017; Li et al. 2019b).

Since domain adaptation aims to mitigate the distribution gap between the source domain and the target domain, it is vital to find a metric which can measure the data distribution divergence. Maximum mean discrepancy (MMD) (Gretton et al. 2012) is widely considered as a favorable criteria in previous work. For instance, deep adaptation networks (DAN) (Long et al. 2015) generalizes deep convolutional neural networks to the domain adaptation scenario. In DAN, the general (task-invariant) layers are shared by the two domains and the task-specific layers are adapted by multi-kernel MMD. Furthermore, joint adaptation networks (JAN) (Long et al. 2017) extends DAN by aligning the joint distributions of multiple domain-specific layers across domains based on a joint maximum mean discrepancy (JMMD) criterion.

Recently, generative adversarial networks (GAN) (Goodfellow et al. 2014) has been introduced into domain adaptation. Compared with the distribution alignment methods, adversarial domain adaptation models (Tzeng et al. 2017; Bousmalis et al. 2017) are able to generate domain invariant features under the supervision of a discriminator. For instance, adversarial discriminative domain adaptation (ADDA) (Tzeng et al. 2017) combines discriminative analysis, untied weight sharing and a GAN loss under a generalized framework. Coupled generative adversarial networks (CoGAN) (Liu and Tuzel 2016) minimize the domain shifts by simultaneously training two GANs to handle the source domain and the target domain.

No matter MMD loss or GAN loss or both of them are used in domain adaptation networks, every target sample is handled by the same pipeline in previous methods. Different target samples generally have varying visual characteristics even if they are from the same category (as shown

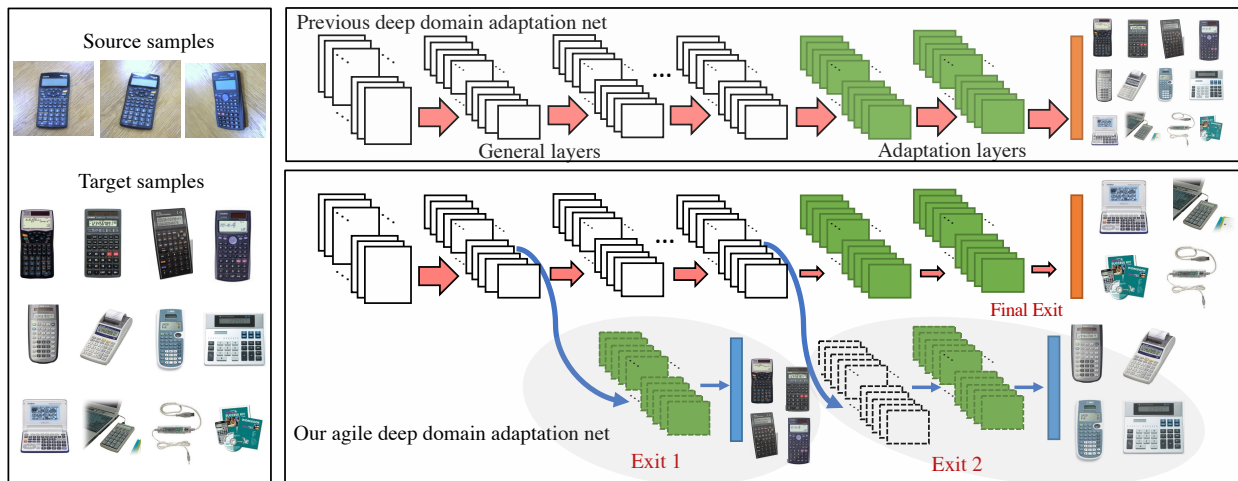


Figure 2: Main idea of agile domain adaptation networks (ADAN). Please note that this illustration is just for a figurative understanding. We show an ADAN with three exits. The number of exits can be tailored according to specific applications and basic network structures. Different exits share some layers from the backbone network, additional convolutional layers and adaptation layers, as shown by the dash lines, can be added to the exits for fine-tuning. Since some samples exit at the earlier stage in our method, the forward arrows, which also represents computational costs, get thinner and thinner.

in Fig. 1). It is so straightforward that everyone can imagine that some target samples are closer to source samples and some target samples are far away (Gong, Grauman, and Sha 2013). Intuitively, the closed samples are easier to be adapted than distant ones. Therefore, we advocate different pipelines for different samples. Specifically, simpler networks for easy and frequent samples, more complex networks for hard and rare ones. From the perspective of network structure, BranchyNet (Teerapittayanon, McDanel, and Kung 2016) and hard-aware deeply cascaded embedding (HDC) (Yuan, Yang, and Zhang 2017) are related with our work. BranchyNet leverages the insight that many test samples can be correctly classified early and therefore do not need the later network layers. HDC ensembles a set of models with different complexities in cascaded manner to mine hard examples at multiple levels. However, both BranchyNet and HDC are conventional machine learning approaches. They are limited to scenarios where the training set and the test set are drawn from the same data distribution. In transfer learning tasks, we have to address the distribution gaps along the network layers and exits.

Agile Domain Adaptation

Notations and Definitions

In this paper, we use a bold uppercase letter and a bold lowercase letter to denote a matrix and a vector, respectively. Subscripts s and t are used to indicate the source domain and the target domain, respectively. We investigate the unsupervised domain adaptation problem defined as follows.

Definition 1 A domain \mathbb{D} consists of three parts: feature space \mathcal{X} , its probability distribution $P(\mathbf{X})$ and a label set \mathcal{Y} , where $\mathbf{X} \in \mathcal{X}$.

Problem 1 Given a labeled source domain \mathbb{D}_s and an unlabeled target domain \mathbb{D}_t , unsupervised domain adaptation

handles the problem of transferring knowledge, e.g., samples, features and parameters, from \mathbb{D}_s to \mathbb{D}_t , where $\mathbb{D}_s \neq \mathbb{D}_t$, $\mathcal{Y}_s = \mathcal{Y}_t$, $P(\mathbf{X}_s) \neq P(\mathbf{X}_t)$ and $P(\mathbf{y}_s|\mathbf{X}_s) \neq P(\mathbf{y}_t|\mathbf{X}_t)$.

Overall Idea

In unsupervised domain adaptation, we have a labeled source domain $\{\mathbf{X}_s, \mathbf{y}_s\}$ with n_s samples and an unlabeled target domain \mathbf{X}_t with n_t samples. Our goal is to train a deep neural network $f(\mathbf{x})$ which has multiple exits, e.g., $\text{exit}_1, \text{exit}_2, \dots, \text{exit}_m$. In the learned deep neural network, the very easy samples can be classified via the first exit, i.e., exit_1 , which is located after only a few early layers of the backbone network. In the same manner, more difficult samples are handled by subsequent $\text{exit}_2, \dots, \text{exit}_{m-1}$ until the last remaining samples are handled by the final exit exit_m . At the testing stage, if samples come in one by one instead of in batches, the sample \mathbf{x} would be first handled by exit_1 . If exit_1 has enough confidence to classify \mathbf{x} , the testing would finish. Otherwise, \mathbf{x} will be successively handled by the following exits until one of the exit has high confidence to classify it or finally handled by the last exit. The learning pipeline of this idea is shown in Fig. 2. It is worth noting that the number of exits and the structure of each exit can be tailored according to specific tasks.

Problem Formulation

Since we have the labels of \mathbf{X}_s , we can train the deep model on the source domain data in a supervised fashion. Specifically, the empirical error of $f(x)$ on \mathbf{X}_s can be written as:

$$\mathcal{L}_{\text{sup}} = \frac{1}{n_s} \sum_{i=1}^{n_s} J(f(\mathbf{x}_{s,i}), \mathbf{y}_{s,i}), \quad (1)$$

where $J(\cdot)$ is a loss metric. Minimizing \mathcal{L}_{sup} can train a model which is suitable for the source domain. However, the model cannot handle the target domain due to the

data distribution shift. Therefore, we further introduce domain adaptation layers into the network, so that the trained model can be applied for the target domain. In a deep neural network, e.g., AlexNet (Krizhevsky, Sutskever, and Hinton 2012) and ResNet (He et al. 2016), deep features extracted from the earlier layers are more general and features from the latter layers tend towards specific (Long et al. 2015). In other words, the features vary from domain-invariant to domain-specific along the network. Activations in the domain-specific layers are hard to be transferred. Consequently, we remold the domain-specific layers to domain adaptation layers by optimizing a transfer loss $\mathcal{L}_{\text{tran}}$. As a result, the loss function of each exit_ϵ ($\epsilon = 1, \dots, m$) which considers both the source domain and the target domain can be written as:

$$\mathcal{L}_{\text{exit}_\epsilon} = \mathcal{L}_{\text{sup}} + \lambda \mathcal{L}_{\text{tran}}, \quad (2)$$

where $\lambda > 0$ is the balancing parameter, ϵ indicates the index of network exits.

In our agile domain adaptation networks, we have multiple exits, e.g., $\text{exit}_1, \text{exit}_2, \dots, \text{exit}_m$. To train the whole ADAN in an end-to-end manner, we jointly optimize the loss functions of each exit. Formally, we optimize a weighted loss sum of $\mathcal{L}_{\text{exit}_\epsilon}$ ($\epsilon = 1, 2, \dots, m$):

$$\mathcal{L} = \sum_{\epsilon=1}^m w_\epsilon \mathcal{L}_{\text{exit}_\epsilon}, \quad (3)$$

where $w_\epsilon > 0$ ($\epsilon = 1, 2, \dots, m$) is the loss weight of exit_ϵ . In our paper, we simply set $w_\epsilon = 1$ ($\epsilon = 1, 2, \dots, m$).

In this paper, we deploy the cross-entropy loss for the labeled source data. If we use \mathbf{y} to denote the one-hot ground-truth label vector of sample \mathbf{x} , $J(\cdot)$ can be written as:

$$J(\hat{\mathbf{y}}, \mathbf{y}) = -\frac{1}{|C|} \sum_{c \in C} y_c \log \hat{y}_c, \quad (4)$$

where C is the set of all possible labels, $\hat{\mathbf{y}}$ is the predicted label vector of \mathbf{x} :

$$\hat{\mathbf{y}} = \text{softmax}(f(\mathbf{x})) = \frac{\exp(f(\mathbf{x}))}{\sum_{c \in C} \exp(f(\mathbf{x})_c)}. \quad (5)$$

For the transfer learning part $\mathcal{L}_{\text{tran}}$, we deploy the multi-kernel MMD (Gretton et al. 2012) loss as our metric. Specifically, given two data distributions of the source and the target domain, their MMD can be computed as the square distance between the empirical kernel means as:

$$\begin{aligned} \text{MMD}(\mathbf{X}_s, \mathbf{X}_t) &= \frac{1}{n_s^2} \sum_{i=1}^{n_s} \sum_{j=1}^{n_s} k(\mathbf{x}_{s,i}, \mathbf{x}_{s,j}) \\ &\quad - \frac{2}{n_s n_t} \sum_{i=1}^{n_s} \sum_{j=1}^{n_t} k(\mathbf{x}_{s,i}, \mathbf{x}_{t,j}) \\ &\quad + \frac{1}{n_t^2} \sum_{i=1}^{n_s} \sum_{j=1}^{n_s} k(\mathbf{x}_{t,i}, \mathbf{x}_{t,j}), \end{aligned} \quad (6)$$

where $k(\cdot)$ is a kernel function which maps the data features into a reproducing kernel Hilbert space (RKHS). In this paper, we deploy the widely used Gaussian kernel.

Algorithm 1. Agile Domain Adaptation Networks

Training

Learning the network parameters by optimizing Eq. (3).

Test

```

 $\epsilon = 1;$                                 %Initialize the network exit index
while
   $\mathbf{z} = f_{\text{exit}_\epsilon}(\mathbf{x});$                 %Get the features from exit $_\epsilon$ 
   $\mathbf{y} = \text{softmax}(\mathbf{z});$                 % Predict the label at exit $_\epsilon$ 
   $e = \text{En}(\mathbf{y});$                         %Calculate the sample entropy
  if  $e \leq T_\epsilon$                           %If the entropy is lower than a threshold
    return  $\mathbf{y};$                           %Return the predicted label and finish
   $\epsilon = \epsilon + 1;$                         %Otherwise, go to next exit
Until  $\epsilon > m;$ 
return  $\mathbf{y};$ 

```

Eq. (6) calculates the MMD on the original data feature \mathbf{x} . However, minimizing Eq. (6) is implicit in matching the activations generated by the domain adaptation layers. In transfer learning, the source activations and target activations generated by the domain adaptation layers are encouraged to be well-aligned so that the layer parameters can be shared by the two domains. Therefore, we explicitly minimize the MMD on layer activations (Long et al. 2017). Let \mathbf{Z}_s^l and \mathbf{Z}_t^l denote the activations generated by layer l from the source domain and the target domain, respectively, the MMD with respect to layer activations can be calculated by:

$$\begin{aligned} \mathcal{L}_{\text{tran}} &= \frac{1}{n_s^2} \sum_{i=1}^{n_s} \sum_{j=1}^{n_s} \prod_{l=1}^L k^l(\mathbf{z}_{s,i}^l, \mathbf{z}_{s,j}^l) \\ &\quad - \frac{2}{n_s n_t} \sum_{i=1}^{n_s} \sum_{j=1}^{n_t} \prod_{l=1}^L k^l(\mathbf{z}_{s,i}^l, \mathbf{z}_{t,j}^l) \\ &\quad + \frac{1}{n_t^2} \sum_{i=1}^{n_s} \sum_{j=1}^{n_s} \prod_{l=1}^L k^l(\mathbf{z}_{t,i}^l, \mathbf{z}_{t,j}^l). \end{aligned} \quad (7)$$

Furthermore, Eq. (7) can be rewritten as the following equivalent form to reduce the computational costs (Gretton et al. 2012).

$$\begin{aligned} \mathcal{L}_{\text{tran}} &= \\ &\quad \frac{2}{n_s} \sum_{i=1}^{n_s/2} \left(\prod_{l=1}^L k^l(\mathbf{z}_{s,2i-1}^l, \mathbf{z}_{s,2i}^l) + \prod_{l=1}^L k^l(\mathbf{z}_{t,2i-1}^l, \mathbf{z}_{t,2i}^l) \right) \\ &\quad - \frac{2}{n_s} \sum_{i=1}^{n_s/2} \left(\prod_{l=1}^L k^l(\mathbf{z}_{s,2i-1}^l, \mathbf{z}_{t,2i}^l) + \prod_{l=1}^L k^l(\mathbf{z}_{t,2i-1}^l, \mathbf{z}_{s,2i}^l) \right). \end{aligned} \quad (8)$$

With Eq. (1) and Eq. (8), we can train our agile domain adaptation networks by optimizing the overall loss as shown in Eq. (3).

For the earlier detections, we need to estimate whether a sample should be finished at each exit. Therefore, we need a metric to measure the classification confidence. In this paper, we use the sample entropy as the metric, which is defined as:

$$\text{En}(\mathbf{y}) = - \sum_{c \in C} y_c \log y_c, \quad (9)$$

where \mathbf{y} is a label vector which consists of the probabilities of all possible labels computed at each exit. From the physical meaning of entropy, we know that a lower entropy indicates a more certain output. As a result, we compare the

sample entropy with a threshold in each exit. If the entropy is lower than the threshold, the classification of the sample would be finished. Otherwise, the sample will go to the next exit for prediction. For a better understanding, we show the main steps of our ADAN in Algorithm 1.

Experiments

In this section, we verify the proposed method with both accuracy and efficiency results. Two widely used base architectures, e.g., the classical LeNet (LeCun et al. 1998) and the state-of-the-art ResNet (He et al. 2016), are tailored to work in the manner of agile domain adaptation. The source codes will be publicly available on our GitHub page.

Data Description

USPS and **MNIST** are two widely used datasets in domain adaptation. Both of them are comprised of images of handwritten digits. There are 9,298 and 70,000 samples in total in each dataset, respectively.

Office-31 dataset (Saenko et al. 2010) consists of 4,652 samples from 31 categories. Samples in this dataset are from 3 subsets, e.g., Amazon (**A**), DSLR (**D**) and Webcam (**W**). Specifically, Amazon includes images downloaded from amazon.com. DSLR consists of samples captured by a digital SLR camera. Images in Webcam are shoot by a low-resolution web camera.

Implementation Details

Our proposed paradigm is independent from specific base architectures. It can be easily incorporated into any popular deep networks. Limited by space, we implement our ADAN based on two base architectures, e.g., LeNet (LeCun et al. 1998) for digits recognition and ResNet (He et al. 2016) for object classification.

LeNet-5 contains three convolutional layers and two fully connected layers. In our ADAN, we add one earlier exit after the first convolutional layer. The earlier exit consists of a convolutional layer and a fully connected layer. For LeNet-5, we set batchsize as 128, learning rate as 0.001, optimizer as SGD with momentum 0.9 and weight decay 0.0001.

For ResNet-50, we add two earlier exits into the backbone network. The first one is located after the 3rd layer, and the second one after the 39th layer. One can also tailor the earlier exits, either numbers or locations, for their own applications. In our implementation, we provide a general template, which makes it embarrassingly simple to add, remove and modify the earlier exits. With respect to the training parameters, we set batchsize to 24. We also use SGD with momentum of 0.9 to optimize the objective function. The learning rate is adjusted during SGD using the same formula as reported in (Long et al. 2017).

Metrics and Compared Methods

In the domain adaptation community, accuracy of the target domain is the most widely used metric. For the sake of fairness, we follow previous work (Tzeng et al. 2017; Long et al. 2017) and also report the accuracy of the target domain. Each of the reported results of our method is

Table 1: Results (accuracy %) of digits recognition on MNIST and USPS datasets with LeNet-5.

Method	MNIST→USPS
Source Only	78.9
BranchyNet (Teerapittayanon et al. 2106)	79.6
DAN (Long et al. 2015)	81.1
CORAL (Sun, Feng, and Saenko 2016)	81.7
DANN (Ganin et al. 2016)	85.1
ADAN (Ours)	91.3

Table 2: Our results of MNIST→USPS with different thresholds, in which *Acc.* is the overall accuracy, *time* is the running time and *ratio* is the ratio of exited target samples via the first earlier exit.

Threshold	Acc.(%)	Time (ms)	Ratio (%)	Speedup
-Baseline-	91.27	2.42	0	1x
0.005	91.56	2.08	16.09	1.16x
0.010	91.56	1.91	19.02	1.27x
0.025	91.57	1.33	34.81	1.81x
0.050	91.60	1.14	47.27	2.12x
0.100	91.62	1.03	57.35	2.35x
0.250	91.62	0.83	69.31	2.92x
0.750	90.06	0.74	86.12	3.29x
1.500	87.55	0.44	99.50	5.52x

an average of 5 runs. The results of compared method are cited from the original paper. Or, if not available in the original paper, we report the best results we can achieve by running their codes. All of the experiments settings are following the previous work (Bousmalis et al. 2017; Long et al. 2017) to ensure fair comparison.

The following state-of-the-art methods are reported for comparison:

- TCA (Pan et al. 2011) and GFK (Gong et al. 2012) are two representative traditional domain adaptation methods. For fair comparison, deep features extracted from ResNet-50 are used as their raw inputs.
- LeNet-5 (LeCun et al. 1998) and ResNet (He et al. 2016) are two baselines. BranchyNet (Teerapittayanon, McDanel, and Kung 2016) is a non-transfer method which deploys the similar idea with ours. By reporting BranchyNet as a baseline, we can see that transfer learning tasks need special care.
- CORAL (Sun, Feng, and Saenko 2016), DANN (Ganin and Lempitsky 2014), DDC (Tzeng et al. 2014), DAN (Long et al. 2015) and JAN (Long et al. 2017) are state-of-the-art deep domain adaptation approaches.

Quantitative Results

Table 1 and Table 2 report the experimental results of our method on MNIST and USPS datasets. Specifically, Table 1 verifies that our approach can achieve state-of-the-art accuracy. Table 2 further demonstrates that we can speed up the model THREE TIMES while the accuracy does not drop.

From the results in Table 2, several interesting observations can be drawn. At first, both the accuracy and the speed are improved by adding earlier exits. The backbone network achieves 91.27% in 2.42ms. With a earlier exit, however, ADAN can achieve 91.62% in only 0.83ms. In this case,

Table 3: Results (accuracy %) of object classification on Office-31 dataset with ResNet.

Method	A→D	A→W	D→A	D→W	W→A	W→D	Average
ResNet	68.9 ± 0.2	68.4 ± 0.2	62.5 ± 0.3	96.7 ± 0.1	60.7 ± 0.3	99.3 ± 0.1	76.1 ± 0.2
TCA	74.1 ± 0.0	72.7 ± 0.0	61.7 ± 0.0	96.7 ± 0.0	60.9 ± 0.0	99.6 ± 0.0	77.6 ± 0.0
GFK	74.5 ± 0.0	72.8 ± 0.0	63.4 ± 0.0	95.0 ± 0.0	61.0 ± 0.0	98.2 ± 0.0	77.5 ± 0.0
DDC	76.5 ± 0.3	75.6 ± 0.2	62.2 ± 0.4	96.0 ± 0.2	61.5 ± 0.5	98.2 ± 0.1	78.3 ± 0.3
DAN	78.6 ± 0.2	80.5 ± 0.4	63.6 ± 0.3	97.1 ± 0.2	62.8 ± 0.2	99.6 ± 0.1	80.4 ± 0.2
RevGrad	79.7 ± 0.4	82.0 ± 0.4	68.2 ± 0.4	96.9 ± 0.2	67.4 ± 0.5	99.1 ± 0.1	82.2 ± 0.3
JAN	84.7 ± 0.3	85.4 ± 0.3	68.6 ± 0.3	97.4 ± 0.2	70.0 ± 0.4	99.8 ± 0.2	84.3 ± 0.2
Ours	85.8 ± 0.3	88.8 ± 0.4	69.8 ± 0.3	97.4 ± 0.2	70.6 ± 0.3	99.4 ± 0.4	85.3 ± 0.3

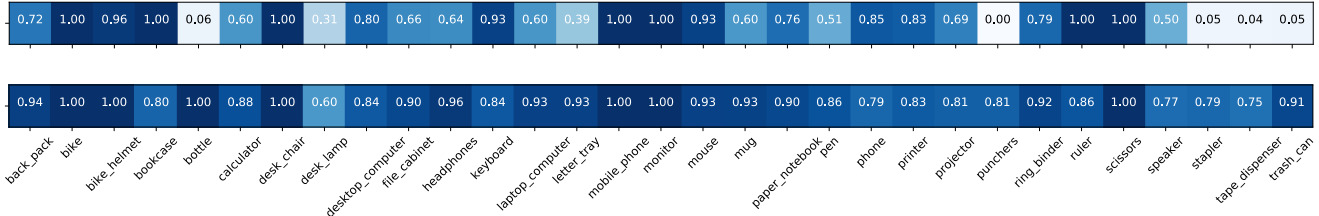


Figure 3: The class-wise accuracy on A→W. Darker color denotes higher accuracy. The first line shows the results of ResNet, and the last line shows the results of our ADAN.

Table 4: Our results of object classification on Office-31 dataset with different thresholds, in which *threshold* a/b denotes a% and b% samples are exited via the first earlier exit and the second earlier exit, respectively. The remainder, i.e., (100-a-b)%, is processed by the final exit.

Evaluation	W→D		D→W	
	Acc.(%)	Speedup	Acc.(%)	Speedup
-Baseline-	99.39	1.0x	97.36	1.0x
10/50	98.74	1.73x	96.69	1.32x
10/60	98.54	1.82x	96.63	1.31x
10/70	98.59	2.17x	96.32	1.36x
20/50	97.99	1.63x	94.27	1.34x
20/60	97.23	2.52x	94.49	1.35x
30/40	96.33	2.03x	91.88	1.36x
30/50	94.72	1.99x	90.47	1.22x
40/50	91.86	1.71x	89.05	1.24x
50/20	88.95	1.74x	85.60	1.21x
50/30	87.04	2.37x	84.43	1.20x

69.31% samples are finished by the earlier exit. Secondly, if we set a relatively big entropy threshold, e.g., 1.5, 99.5% samples can be handled by the earlier exit with 5.52 times speedup, while the accuracy only drops 3.72%. In real-world applications, we can deploy the earlier exit on mobile device and handle most of the cases with sufficient accuracy. At the same time, the complete backbone network can be deployed on the cloud to take care of hard samples. The last but not the least, since the features vary from domain-invariant to domain-specific along a deep network (Long et al. 2015), features extracted from either earlier layers or latter layers have their cons and pros in transfer learning tasks. Our approach, notably, can take advantage from every layer and maximize the value of deep networks.

Table 3 and Table 4 show the results on Office-31 dataset. Similar to the results of digits recognition, we can observe that our approach achieves state-of-the-art performance and it can significantly reduce the running time by the earlier exits. Compared with the MNIST and USPS dataset, Office-31 is much more challenging. As a result, if the ratio of earlier exited samples goes high, the accuracy dropping is more ob-

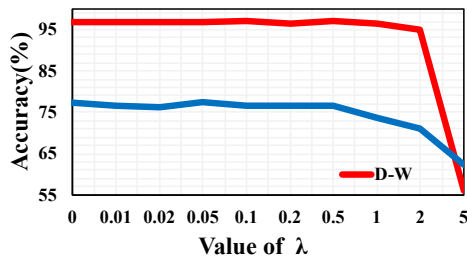
vious than in the digits recognition task. Notice that the baseline (backbone network) has 50 layers, while the first exit in our model is located after the 3rd layer, which is very shallow compared with ResNet-50. However, our model still get the accuracy of 97.23% compared with the baseline 99.8% on W→D when we set 20% and 60% samples exit from the first earlier exit and the second earlier exit, respectively. Notably, with the sacrifice of 1.6% accuracy, we can speed up the model 2.52 times! The results on D→W and other evaluations, e.g., A→W and A→D, draw the same conclusion. It is worth noting that *Amazon* is a very challenging dataset, the results on A→W and A→D, therefore, are not outstanding as the results on *DSL*R and *Webcam*. In our experiments, we tried that if we move the first exits backward several layers or if reduce the ratio of earlier detection, the results on A→W and A→D would improve. In our source code, we provide a general template to modify, add and remove earlier exits. One can tailor a personal ADAN with few lines of python codes.

Qualitative Results

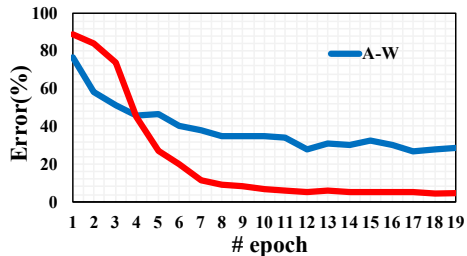
Back to the Samples. The very basic motivation behind our formulation is that our approach handles the degrees of adaptation difficulty by introducing multiple earlier exits into the learning pipeline. To verify that our approach does perceive the adaptation difficulty and handle it with different strategies, we show some samples exited from different earlier exits in Fig. 4. From the results, it is crystal clear that our approach is able to identify the degrees of adaptation difficulty. For instance, let us take the last column, i.e., samples with the label *monitor*, on evaluation W→D as an example. We can see that the samples exited via the first earlier exit are very similar with the source samples. These samples are easy to be adapted. The target samples exited from the second earlier exit are slightly different from the source samples in view point. At last, the samples exited from the final exit have distinctive capture angles with the source samples. These target samples are hard to be adapted. For the easy



Figure 4: Representative images of the source domain samples, and the target domain samples which are exited via the 1st, 2nd earlier exit and the final exit.



(a) Parameter Sensitivity



(b) Convergence Curve

Figure 5: Parameter sensitivity and convergence curve.

samples, we only use few layers to speed up the model. At the same time, for the hard samples, we deploy more deep networks to guarantee the accuracy. Our approach is agile and resilient.

Class-wise Visualization. Fig. 3 reports the visualized class-wise accuracy. Comparing the two lines of Fig. 3, it is clear that our approach is able to mitigate the distribution gaps between the source domain and the target domain.

Parameter Sensitivity. The main parameter in our model is λ which balances the weight of supervised loss and transfer loss. Fig. 5(a) reports the effects of different λ values. It can be seen that our model is not sensitive to the parameter when it chosen from $[0,1]$. However, the performance will

degrade when $\lambda > 2$. Since the model is targeted at leveraging knowledge from the source domain to facilitate the target domain, a large λ would weaken the contribution of the source domain. The other hyper-parameter in our formulation is the weight w_i , we simply set it to one throughout this paper. We also tested it for different settings, and find w_i is not sensitive to the overall performance.

Convergence. Fig. 5(a) reports the overall error with respect to different epochs. The results reflect the convergence of our approach. From the results we can observe that our approach is able to achieve the stable result around 20 epochs. It is worth noting that the reported results are from the evaluations with 10% and 50% samples exited via the first and second earlier exit, respectively. Thus, the results are slightly worse than the backbone network. However, the results report the overall convergence rather than only the backbone.

Ablation Analysis. Our approach consists of the backbone networks and the earlier exits. If we remove the exits and only remain the backbone, the performance of our approach would be similar with results reported in Table 3 and the baseline in Table 4. However, the running cost would be an issue for mobile devices and real-time systems.

Conclusion

In this paper, we propose a novel learning paradigm for domain adaptation. In the proposed paradigm, several earlier detections are performed to identify the adaptation difficulty. At the same time, several earlier exit are added along the backbone network to reduce the running cost. The proposed paradigm can be easily incorporated into existing deep domain adaptation networks or even non-transfer deep architectures, e.g., LeNet, AlexNet and ResNet.

In addition, a novel domain adaptation approach, i.e., agile domain adaptation networks (ADAN), is implemented to verify the effectiveness and efficiency of the proposed paradigm. Extensive experiment results, both quantitative

and qualitative, show that our approach is able to achieve state-of-the-art accuracy and significantly reduce the running cost at the same time. In our future work, we will investigate the self-adapted ADAN which can automatically and dynamically adjust the earlier exits.

References

- [Aljundi et al. 2015] Aljundi, R.; Emonet, R.; Muselet, D.; and Sebban, M. 2015. Landmarks-based kernelized subspace alignment for unsupervised domain adaptation. In *CVPR*, 56–63.
- [Bousmalis et al. 2017] Bousmalis, K.; Silberman, N.; Dohan, D.; Erhan, D.; and Krishnan, D. 2017. Unsupervised pixel-level domain adaptation with generative adversarial networks. In *CVPR*, volume 1, 7–16.
- [Ding and Fu 2017] Ding, Z., and Fu, Y. 2017. Robust transfer metric learning for image classification. *IEEE TIP* 26(2):660–670.
- [Ding, Nasrabadi, and Fu 2018] Ding, Z.; Nasrabadi, N. M.; and Fu, Y. 2018. Semi-supervised deep domain adaptation via coupled neural networks. *IEEE TIP* 27(11):5214–5224.
- [Ding, Shao, and Fu 2014] Ding, Z.; Shao, M.; and Fu, Y. 2014. Latent low-rank transfer subspace learning for missing modality recognition. In *AAAI*, 1192–1198.
- [Ganin and Lempitsky 2014] Ganin, Y., and Lempitsky, V. 2014. Unsupervised domain adaptation by backpropagation. *arXiv preprint arXiv:1409.7495*.
- [Ganin et al. 2016] Ganin, Y.; Ustinova, E.; Ajakan, H.; Germain, P.; Larochelle, H.; Laviolette, F.; Marchand, M.; and Lempitsky, V. 2016. Domain-adversarial training of neural networks. *JMLR* 17(1):2096–2030.
- [Gong et al. 2012] Gong, B.; Shi, Y.; Sha, F.; and Grauman, K. 2012. Geodesic flow kernel for unsupervised domain adaptation. In *CVPR*, 2066–2073. IEEE.
- [Gong, Grauman, and Sha 2013] Gong, B.; Grauman, K.; and Sha, F. 2013. Connecting the dots with landmarks: Discriminatively learning domain-invariant features for unsupervised domain adaptation. In *ICML*, 222–230.
- [Goodfellow et al. 2014] Goodfellow, I.; Pouget-Abadie, J.; Mirza, M.; Xu, B.; Warde-Farley, D.; Ozair, S.; Courville, A.; and Bengio, Y. 2014. Generative adversarial nets. In *NIPS*, 2672–2680.
- [Gretton et al. 2012] Gretton, A.; Borgwardt, K. M.; Rasch, M. J.; Schölkopf, B.; and Smola, A. 2012. A kernel two-sample test. *JMLR* 13(Mar):723–773.
- [He et al. 2016] He, K.; Zhang, X.; Ren, S.; and Sun, J. 2016. Deep residual learning for image recognition. In *CVPR*, 770–778.
- [Hubert Tsai, Yeh, and Frank Wang 2016] Hubert Tsai, Y.-H.; Yeh, Y.-R.; and Frank Wang, Y.-C. 2016. Learning cross-domain landmarks for heterogeneous domain adaptation. In *CVPR*, 5081–5090.
- [Krizhevsky, Sutskever, and Hinton 2012] Krizhevsky, A.; Sutskever, I.; and Hinton, G. E. 2012. Imagenet classification with deep convolutional neural networks. In *NIPS*, 1097–1105.
- [LeCun et al. 1998] LeCun, Y.; Bottou, L.; Bengio, Y.; and Haffner, P. 1998. Gradient-based learning applied to document recognition. *Proceedings of the IEEE* 86(11):2278–2324.
- [Li et al. 2014] Li, W.; Duan, L.; Xu, D.; and Tsang, I. W. 2014. Learning with augmented features for supervised and semi-supervised heterogeneous domain adaptation. *TPAMI* 36(6):1134–1148.
- [Li et al. 2017] Li, J.; Lu, K.; Huang, Z.; and Shen, H. T. 2017. Two birds one stone: on both cold-start and long-tail recommendation. In *ACM MM*, 898–906. ACM.
- [Li et al. 2018a] Li, J.; Lu, K.; Huang, Z.; Zhu, L.; and Shen, H. T. 2018a. Heterogeneous domain adaptation through progressive alignment. *IEEE TNNLS* 30(5):1381–1391.
- [Li et al. 2018b] Li, J.; Lu, K.; Huang, Z.; Zhu, L.; and Shen, H. T. 2018b. Transfer independently together: A generalized framework for domain adaptation. *IEEE TCYB*.
- [Li et al. 2019a] Li, J.; Jing, M.; Lu, K.; Zhu, L.; and Shen, H. T. 2019a. Locality preserving joint transfer for domain adaptation. *IEEE TIP*.
- [Li et al. 2019b] Li, J.; Jing, M.; Lu, K.; Zhu, L.; Yang, Y.; and Huang, Z. 2019b. From zero-shot learning to cold-start recommendation. *AAAI*.
- [Liu and Tuzel 2016] Liu, M.-Y., and Tuzel, O. 2016. Coupled generative adversarial networks. In *NIPS*, 469–477.
- [Long et al. 2015] Long, M.; Cao, Y.; Wang, J.; and Jordan, M. I. 2015. Learning transferable features with deep adaptation networks. In *ICML*, 97–105.
- [Long et al. 2017] Long, M.; Zhu, H.; Wang, J.; and Jordan, M. I. 2017. Deep transfer learning with joint adaptation networks. In *ICML*, 2208–2217.
- [Pan et al. 2011] Pan, S. J.; Tsang, I. W.; Kwok, J. T.; and Yang, Q. 2011. Domain adaptation via transfer component analysis. *IEEE TNN* 22(2):199–210.
- [Pan, Yang, and others 2010] Pan, S. J.; Yang, Q.; et al. 2010. A survey on transfer learning. *IEEE TKDE* 22(10):1345–1359.
- [Saenko et al. 2010] Saenko, K.; Kulis, B.; Fritz, M.; and Darrell, T. 2010. Adapting visual category models to new domains. In *ECCV*, 213–226. Springer.
- [Sun, Feng, and Saenko 2016] Sun, B.; Feng, J.; and Saenko, K. 2016. Return of frustratingly easy domain adaptation. In *AAAI*, volume 6, 8.
- [Teerapittayanon, McDanel, and Kung 2016] Teerapittayanon, S.; McDanel, B.; and Kung, H. 2016. Branchynet: Fast inference via early exiting from deep neural networks. In *ICPR*, 2464–2469. IEEE.
- [Tzeng et al. 2014] Tzeng, E.; Hoffman, J.; Zhang, N.; Saenko, K.; and Darrell, T. 2014. Deep domain confusion: Maximizing for domain invariance. *arXiv preprint arXiv:1412.3474*.
- [Tzeng et al. 2017] Tzeng, E.; Hoffman, J.; Saenko, K.; and Darrell, T. 2017. Adversarial discriminative domain adaptation. In *CVPR*, volume 1, 4–13.

[Yuan, Yang, and Zhang 2017] Yuan, Y.; Yang, K.; and Zhang, C. 2017. Hard-aware deeply cascaded embedding.

In *ICCV*, 814–823. IEEE.