

Visible Nonlinear Photonics

Yun Zhao,¹ Xingchen ji,^{1,2} Bok Young Kim,³ Prathamesh S. Donvalkar,^{3,4} Jae K. Jang,³ Chaitanya Joshi,^{3,4} Mengjie Yu,^{2,3} Chaitali Joshi,^{3,4} Renato R. Domenegueti,⁵ Felipe A.S. Barbosa,¹ Paulo Nussenzeig,⁵ Yoshitomo Okawachi,³ Michal Lipson,¹ and Alexander L. Gaeta^{3,*}

¹*Department of Electrical Engineering, Columbia University, New York, NY 10027, USA*

²*School of Electrical and Computer Engineering, Cornell University, Ithaca, NY 14853, USA*

³*Department of Applied Physics and Applied Mathematics,
Columbia University, New York, NY 10027, USA*

⁴*School of Applied and Engineering Physics, Cornell University, Ithaca, NY 14853, USA*

⁵*Instituto de Física, Universidade de So Paulo, P.O. Box 66318, So Paulo 05315-970, Brazil*

(Dated: July 11, 2019)

Over the past decade, remarkable advances have been realized in chip-based nonlinear photonic devices for classical and quantum applications in the near- and mid-infrared regimes. However, few demonstrations have been realized in the visible and near-visible regimes, primarily due to the large normal material group-velocity dispersion (GVD) that makes it challenging to phase match third-order parametric processes. In this paper, we show that exploiting dispersion engineering of higher-order waveguide modes provides waveguide dispersion that allows for small or anomalous GVD in the visible and near-visible regimes and phase matching of four-wave mixing processes. We illustrate the power of this concept by demonstrating in silicon nitride microresonators a near-visible modelocked Kerr frequency comb and a narrow-band photon-pair source compatible with Rb transitions. These realizations extend applications of nonlinear photonics towards the visible and near-visible regimes for applications in time and frequency metrology, spectral calibration, quantum information, and biomedical applications.

With the rapid development of nanofabrication techniques, nonlinear- and quantum-based applications are being realized in chip-scale devices. In order to operate with high efficiency, third-order parametric nonlinear processes must satisfy phase matching (PM) conditions largely governed by the group-velocity dispersion (GVD). In photonic waveguides the GVD has contributions from the material and from the waveguide confinement. The waveguide GVD can be tuned by changing the structure dimensions [1], which for four-wave mixing requires anomalous or near-zero GVD. This is critical for applications such as Kerr frequency comb generation (KCG) [2, 3] and photon-pair generation (PPG) [4]. However to date, most demonstrations are limited to the near-infrared (NIR) [2] and mid-infrared regimes [5, 6]. For all photonic materials [e.g., silicon nitride (SiN), silica, *etc.*] the GVD becomes highly normal at shorter wavelengths, which makes it impossible to satisfy the PM conditions with conventional waveguide dispersion engineering. Overcoming this obstacle is essential to developing chip-based photonics in the visible and near-visible regimes.

In this paper, we perform dispersion engineering by utilizing the high-order-modes of chip-based waveguides to create anomalous GVD across a large range of wavelengths in the near-visible and visible regimes. We demonstrate the power of this dispersion engineering by generating broadband Kerr combs near 784 nm, which represents the first soliton comb at this wavelength

regime using a monolithically integrated chip-based platform. The low wavelength side of the comb reaches visible regime (< 710 nm), which are the shortest wavelength components generated directly by a Kerr frequency comb. We also show that this dispersion engineering enables a silicon chip-based narrow-band photon-pair source at near-visible wavelengths and is compatible with rubidium quantum memories (operating near 795 nm). We also show through simulation that combs deep in the visible are possible, which overlap Hg^+ and Yb transitions.

I. RESULTS

Dispersion engineering using high-order modes.

The refractive indices of most materials can be modeled by a simple two-level system [7], which yields the Sellmeier equation. Such a model yields a refractive index $n(\omega)$ that scales as $(\omega_0^2 - \omega^2)^{-1/2}$, where ω_0 is the frequency of the material resonance. The GVD is characterized by the parameter $\beta_2 = d^2\beta/d\omega^2$ where $\beta(\omega)$ is the propagation constant. For all known photonic materials transparent in the visible, β_2 becomes large and positive (i.e., normal GVD) as the wavelength shifts to the visible regime. In an integrated platform, we can compensate material dispersion with waveguide dispersion that originates from the geometric confinement of light as shown for the fundamental modes in [1], and an analysis for high-order whispering gallery mode resonator (WGMR) modes was performed in [8].

For our chip-based structure, we base our analysis on normalized parameters [9] for a step-index slab wave-

* alg2207@columbia.edu

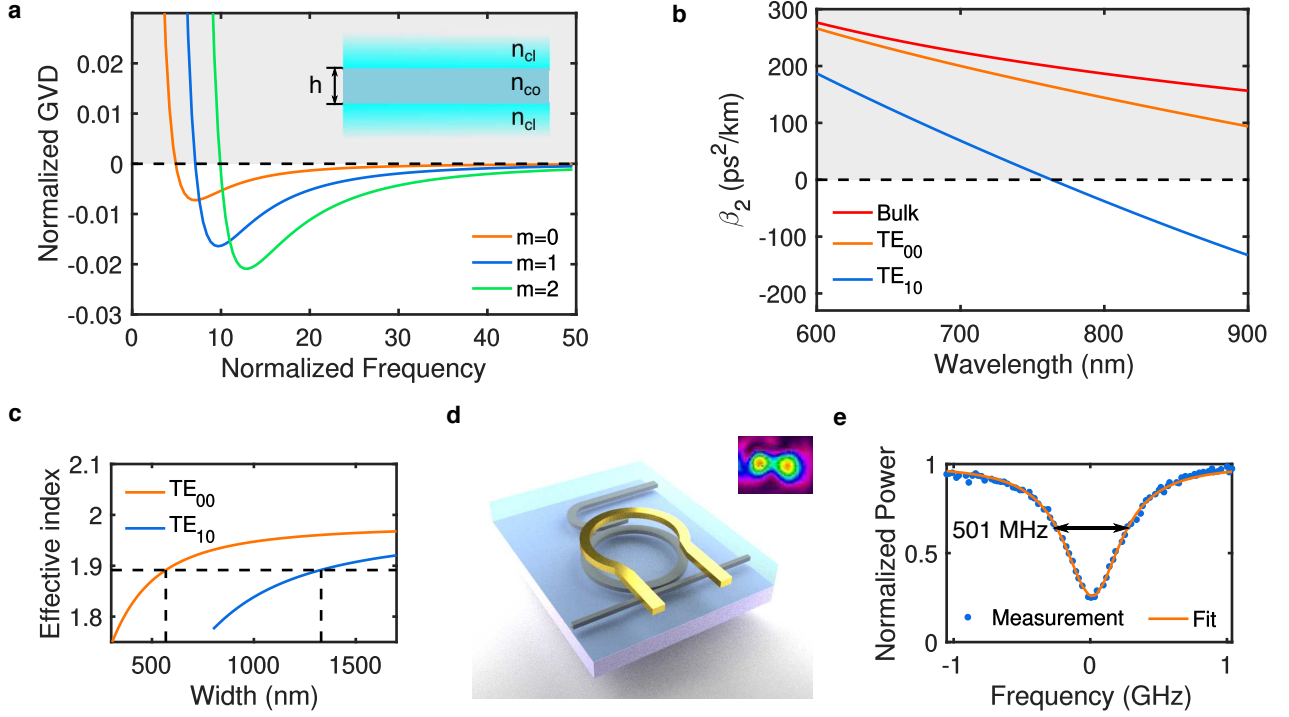


FIG. 1. **Device design.** **a**, Normalized GVD. Inset, structure of the slab waveguide. **b**, Simulated GVD for a 730×1330 nm microring resonator with a bending radius of $22 \mu\text{m}$. **c**, Effective refractive index of the TE_{00} mode of a straight waveguide and TE_{10} mode of a ring. Efficient mode conversion is realized when the two modes have the same effective indices. **d** Device schematic. Inset, measured mode profile. **e**, Measured resonance.

uide (inset, Fig. 1a). Our results capture the behavior of rectangular waveguides since their effective refractive index can be approximated by two slab waveguides with the effective index method [9]. The two essential parameters are,

$$V = \frac{\omega}{c} h \sqrt{n_{co}^2 - n_{cl}^2}, \quad (1)$$

$$b \approx \frac{2n_{co}n_{eff}}{n_{co}^2 - n_{cl}^2}, \quad (2)$$

where V, b are the normalized frequency and refractive index, respectively, c is the speed of light, h is the waveguide height, n_{co} and n_{cl} are the refractive indices of the core and the cladding, respectively. For TE modes, V and b obey the transcendental equation,

$$V\sqrt{1-b} = m\pi + 2\tan^{-1}\sqrt{b/(1-b)}, \quad (3)$$

where m is the mode order. After solving this normalized equation numerically, we graphically solve for the effective index of the waveguide based on the normalized parameters. Equation (3) is useful in analyzing the dispersion properties of waveguides [10], and we focus our attention on the waveguide dispersion by setting the material dispersion to zero, that is, n_{co} and n_{cl} are independent of ω . The waveguide GVD can then be written as,

$$\beta_{2,wg} = (n_{co}^2 - n_{cl}^2)^{\frac{3}{2}} \frac{h}{2n_{co}c^2} B_2(V), \quad (4)$$

where $B_2(V) = \frac{d^2(Vb)}{dV^2}$ is the normalized GVD and contains the general waveguide GVD properties. Due to the transcendental nature of equation (3), B_2 is calculated numerically. From Fig. 1a, we observe that close to the cutoff frequency, B_2 is strongly positive (normal). As the frequency increases, B_2 becomes strongly negative (anomalous) and then gradually decreases in magnitude while maintaining its sign. More importantly, we find that the higher-order modes can produce larger negative B_2 than the lower-order ones. We also estimate the actual GVD scaling against the physical quantities such as waveguide height h and index contrast $n_{co}^2 - n_{cl}^2$. By plotting Fig. 1a on a log-log scale (supplementary material), we find that away from cutoff frequency, $B_2 \propto V^{-2.8}$, which, with equation (1), leads to $B_2 \propto h^{-2.8}$ and $B_2 \propto -(n_{co}^2 - n_{cl}^2)^{-1.4}$. Finally with equation (4), we find that $\beta_{2,wg} \propto h^{-1.8}$ and $\beta_{2,wg} \propto (n_{co}^2 - n_{cl}^2)^{0.1}$, which implies that for frequencies sufficiently away from cutoff value, the waveguide dispersion decreases strongly with an increase of waveguide size and is relatively insensitive to the change of refractive index contrast.

Designing a waveguide that compensates for the large normal GVD of photonic materials in the near-visible and visible regimes requires access to the large negative part of B_2 . This can be achieved by using high-order modes and small waveguide structures. In this work, we base our devices on the SiN platform. We use a finite-element method (FEM) mode solver with a well characterized

Sellmeier equation for our SiN thin film [5] to accurately model the total GVD of rectangular waveguides and microresonators. Although stronger anomalous GVD can be realized with a smaller waveguide size, the reduction in size also introduces additional losses due to an increase in scattering at the core-cladding interface. We also note that a larger free spectral range (FSR) increases the field enhancement but that the tighter waveguide curvature pushes the GVD towards the normal regime. For the current experiments, we choose a waveguide cross section of $730 \text{ nm} \times 1330 \text{ nm}$ and a ring resonator radius of $22 \text{ }\mu\text{m}$, with a width fabrication uncertainty of $\pm 40 \text{ nm}$. The simulated GVD is plotted in Fig. 1b. We operate at the TE_{10} mode whose zero-GVD point is near 760 nm . Since most lasers emit in the fundamental mode, we design the bus-ring coupling region so that the TE_{00} mode of the bus excites the TE_{10} mode of the ring [11]. This is done by matching the effective refractive index of the two modes, which leads to bus dimensions of $730 \times 568 \text{ nm}$ (Fig. 1c). To verify that the TE_{10} mode is indeed excited, in selected devices we include a drop port, that has the same cross section as the ring. The mode profile in the ring can be imaged at the output of the drop-port (top inset, Fig. 1d) with a microscope configuration and a CCD camera. These drop-port devices, however, are not used for KCG or PPG since the extra coupling loss reduces the Q . The final schematic of the device is shown in Fig. 1d. We characterize the Q of our devices using a wavemeter-calibrated frequency scan and a Lorentzian fit. The full width at half maximum (FWHM) is measured to be 501 MHz , which corresponds to a loaded Q of 7.7×10^5 with an extinction ratio of 74%.

Kerr comb generation. Kerr frequency combs provide a pathway towards fully integrated comb sources that could find applications across numerous areas of science and engineering [2, 3, 12, 13], including spectroscopy [6, 14, 15], ranging [16, 17], frequency synthesizer [18], and coherent communication [19]. Moreover, extending KCG to near-visible and visible wavelengths enables additional applications in optical clockwork [20, 21], astronomical spectrograph calibration [22–24], and biological imaging [25, 26]. Additionally, these wavelength regimes are compatible with the low-cost high-quality Si-based detectors and cameras. However, progress has been largely impeded by the strong normal material GVD present in nearly all silicon-chip-integrable materials. Various schemes have been proposed and tested in the past, including direct generation [27–30] and frequency conversion from telecom combs [31, 32], but to date, modelocking has only been demonstrated by Lee, *et al.* [33] near 778 nm using a silica WGMR. While SiN has proven to be highly promising platform in the near-IR, at near-visible wavelengths, SiN has a material GVD that is more than 5 times higher than that of silica used in [33]. To date, the lowest wavelength achieved by a mode-locked Kerr comb on this platform is demonstrated by Yu, *et al.* near 770 nm [34], by generating a dispersive wave fed by a main soliton pumped at $1 \text{ }\mu\text{m}$.

The dispersive wave process is governed by the higher-order dispersion coefficients, making it sensitive to fabrication variations. Directly generated near-visible solitons using a monolithically integrated platform has not been demonstrated.

We generate a soliton-modelocked comb using the device described in the previous section with the thermal tuning method as demonstrated by Joshi, *et al.* [35]. Specifically, we fix the pump laser frequency to the blue side of the resonance and decrease the heater voltage which blue-detunes the resonance. At the output, we record the comb spectrum and power. The output power curve (Fig. 2b) is composed of four segments that correspond to four different dynamical processes leading to the final mode-locked comb. The flat segment at zero power corresponds to intracavity power below the modulation instability (MI) threshold. When the MI threshold is first crossed, we observe a rapidly rising segment that indicates the Turing pattern regime is reached. Further detuning leads to a stronger nonlinear interaction that disrupts the stable Turing pattern. At larger detunings, the comb evolves into a fully chaotic state, which is highly noisy (orange segment). Finally, another flat segment is reached at nonzero power that corresponds to the soliton state. The heater voltage is slightly increased after the transition into soliton state (known as the “soliton step”) to compensate for the temperature difference owing to an abrupt change of intracavity power. In Fig. 2c, we show the spectrum of a 4-soliton state where the solitons are equally spaced inside the ring (inset, Fig. 2c). This is the preferred state since it has an intracavity power that is close to that of the chaotic state, making it experience the least amount of thermal backlash after the “soliton step”, which we find to be more pronounced than in the near IR. For pumping at 782 nm , which is one FSR away from 784 nm , the 5-soliton state is found to be most stable, indicating that a mode interaction near 792 nm is the dominant factor in determining the pattern of the soliton state [36]. Limited by the dynamic range of the OSA ($\approx 60 \text{ dB}$), we obtain the spectrum in two shots under the same experimental conditions. We observe a comb line at 710 nm which represents the shortest wavelength generated directly by a Kerr comb. We then fit our experiment spectrum with a sech^2 envelope which yields a 3-dB bandwidth of 9.9 THz .

We further characterize the noise properties of the generated soliton state with a radio frequency spectrum analyzer (RFSA). We gradually tune the pump laser into resonance and record the noise at three different stages of KCG process (indicated in Fig. 2b), namely the minicomb state (A), chaotic state (B) and soliton state (C). As observed previously [35], the minicomb stage has a low noise floor with sharp peaks, the chaotic state has broadband and high noise, and the soliton state has a flat noise spectrum and the lowest RF noise of all three stages.

One appealing property of the generated near-visible combs is that they span several atomic transitions that

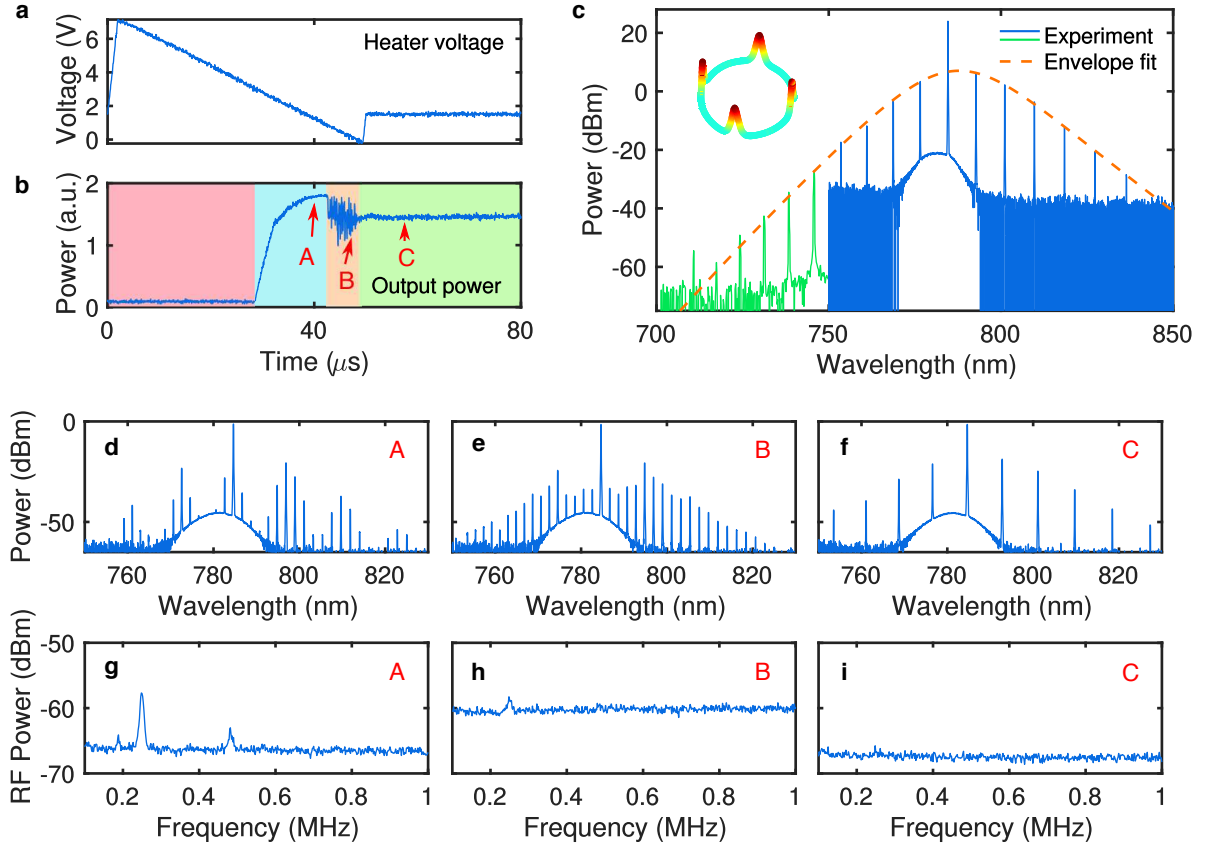


FIG. 2. **Kerr comb generation.** **a**, Voltage pattern used to modulate the on-chip heater. **b**, The evolution of comb power corresponding to the pattern in (a). **c** Experimental comb spectrum. Inset, simulated intracavity 4-soliton state. **d,e,f**, The optical spectra corresponding to point A (minicomb formation), B (chaotic state) and C (soliton state) in (b), respectively. **g,h,i**, The RF noise corresponding to (d) - (f).

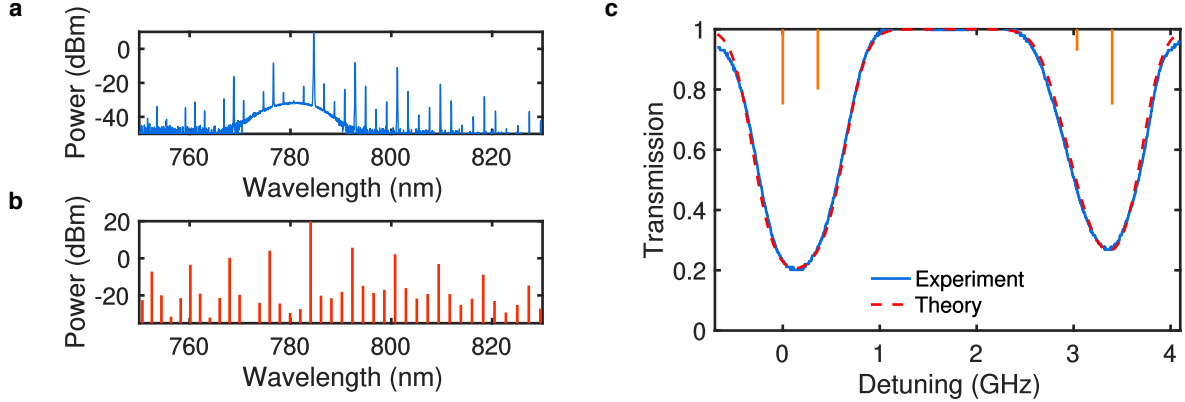


FIG. 3. **Comb-atom interaction.** **a**, Asymmetric 4-soliton state with denser comb line spacing. **b**, Simulated spectrum of (a). **c**, Rb D1 transition probed by a comb line of our near-visible comb. The Doppler free transitions and their relative strengths are shown as vertical sticks.

are commonly used for time and frequency metrology. For example, the transitions allow for full stabilization of the comb by locking two of the comb lines to two atomic transitions [21]. Here, we show the interaction between our comb and rubidium (Rb) atoms by scanning a comb line near 795 nm across the well known Rb

D1 transition. To generate such a comb line from our 4-soliton state, we increase our pump power from 220 mW to 270 mW. At large pump-cavity detuning, we observe weaker comb lines appearing between the strong comb lines (Fig. 3a). This is caused by the disruption of the perfect symmetric soliton locations due to high power,

which is well modeled in our simulations (Fig. 3b). We use a bandpass filter to select the comb line near 795 nm and send it through a 2-cm-long ^{85}Rb pure isotope cell held at 53.7 °C. As a result of soft thermal locking [37], this comb line can be tuned by up to 10 GHz by simply tuning the pump wavelength. In our experiment, we tune the pump laser by 5 GHz through piezoelectric tuning and record the transmission of the 795-nm comb line (Fig. 3c). We also fit our experimental data to the theoretical calculations based on published properties of Rb [38]. The fitting parameters are the atomic density, the location of the zero detuning (defined by the $F = 3$ to $F' = 2$ transition), and the scanning range. We observe good agreement between theory and experiment, indicating that the comb lines are strongly interacting with atoms. The slight lower transmission at the two extremes of detuning is caused by residual ^{87}Rb atoms in the ^{85}Rb cell.

Photon-pair generation. A correlated photon-pair generator is a fundamental building block for many proposed quantum network devices and systems [39], and for rubidium or cesium quantum memory-based systems [40–42], narrowband near-visible photons are essential. Previously, such photon-pairs have been generated via spontaneous four-wave mixing (SFWM) in warm alkali vapor [43] or via spontaneous parametric down conversion (SPDC) in a bulk lithium niobate WGMR [44] and a lithium niobate Fabry-Pérot cavity [45]. PPG in SiN microresonators is promising for quantum information applications due to its scalability and low loss [46]. Moreover, the flexibility in nanofabrication provides ways for better controlling of the photon states [47–49]. Lu, *et al.* [50] demonstrated the correlation between one visible and one telecom photon generated from a SiN microresonator with a PM technique similar to that of [34]. However, in many applications, it is sufficient or preferred to generate both photons at near-visible wavelengths which has lower design and fabrication complexity and is detectable with room-temperature high-efficiency silicon-based avalanche photodiodes.

We generate near-visible photon-pairs by driving our microresonator at pump powers below the parametric oscillation threshold. We set our pump at 784.7 nm and use bandpass filters to select photons at 794.8 nm (signal) and 774.9 nm (idler). We verify the photon correlation by measuring the coincidence function $g_{si}^{(2)}(\tau)$ between the signal and idler. We observe a clear coincidence peak at zero relative delay (Fig. 4a). We also observe a significant amount of uncorrelated noise photons which is proportional to the pump power in the bus waveguide (supplementary material). This is due to SiN used in our samples being slightly Si-rich, which generates broadband fluorescence when pumped below 1.1 μm . This can be overcome by refining the fabrication process to reduce the Si concentration. Since the FWHM of each resonance is 501 MHz, the theoretical FWHM of $g_{si}^{(2)}$ is 238 ps [51], which is comparable to the timing jitter of our single-photon counting module (SPCM), and thus cannot be

readily resolved in our $g_{si}^{(2)}(\tau)$ measurement. We further characterize the generation rate by measuring the coincidence at different pump power levels (Fig. 4b). As expected, the generation rate is proportional to the square of pump power. We fit the measurement and achieve a photon-pair generation efficiency of 7.6×10^4 pairs $\text{s}^{-1} \text{mW}^{-2}$ for these narrow-band photons, which is comparable to many other cavity enhanced PPG demonstrations [52].

Our photon source is also easily tunable by controlling jointly the pump wavelength and the on-chip heater together. We show the tunability by sending the signal through a Rb vapor cell and tuning it across the D1 transition. Figure 4c shows the normalized coincidence rate versus the pump detuning. For stable operation, we blue detune the pump to operate in the soft thermal locking regime [37]. Since this is comparable to the FWHM bandwidth of the resonance, it must be incorporated into the photon model. The photon spectrum has the shape (supplementary material),

$$S(\omega) \propto \frac{1}{(4\omega^2 + \omega_{\text{FWHM}}^2 - 4\Delta^2)^2 + 16\omega_{\text{FWHM}}^2\Delta^2}, \quad (5)$$

where ω is the photon detuning, ω_{FWHM} is the FWHM angular frequency of the resonance, Δ is the pump detuning. The theoretical curve is calculated by first measuring the Rb atomic density of the cell separately with a laser and the photon wavelength with a wavemeter by driving the ring above threshold. The theoretical transmission versus detuning curve is a convolution of the Rb absorption spectrum and the photon spectrum in equation (5). We also notice that a cavity mode interaction is present at the signal resonance, which effectively increases the pump detuning (supplementary material). We leave the pump detuning as the only free parameter to fit the measurement. There are $\pm 1^\circ\text{C}$ temperature fluctuations and constant air turbulence near the cell due to the heating. Nonetheless, the good agreement between experiment and theory indicates that the properties of photons are well characterized.

II. DISCUSSION

We can take advantage of higher-order mode dispersion engineering for KCG at even shorter wavelengths. The state-of-art modelocked Ti:sapphire oscillator has been shown to produce spectral components below 600 nm [53], enabling the interaction with more species of clock atoms. Our simulations show that this can also be achieved by higher-order mode Kerr combs with realistic parameters. Following the previous argument, a tighter mode confinement is required to push the anomalous-GVD region to shorter wavelengths. In Fig. 5a, we show FEM simulation of a 400 nm \times 1000 nm SiN waveguide cladded by SiO_2 , with a bending radius of 100 μm . The TE_{20} mode has a zero-GVD point at 587 nm. We simulate the corresponding soliton spectrum using the

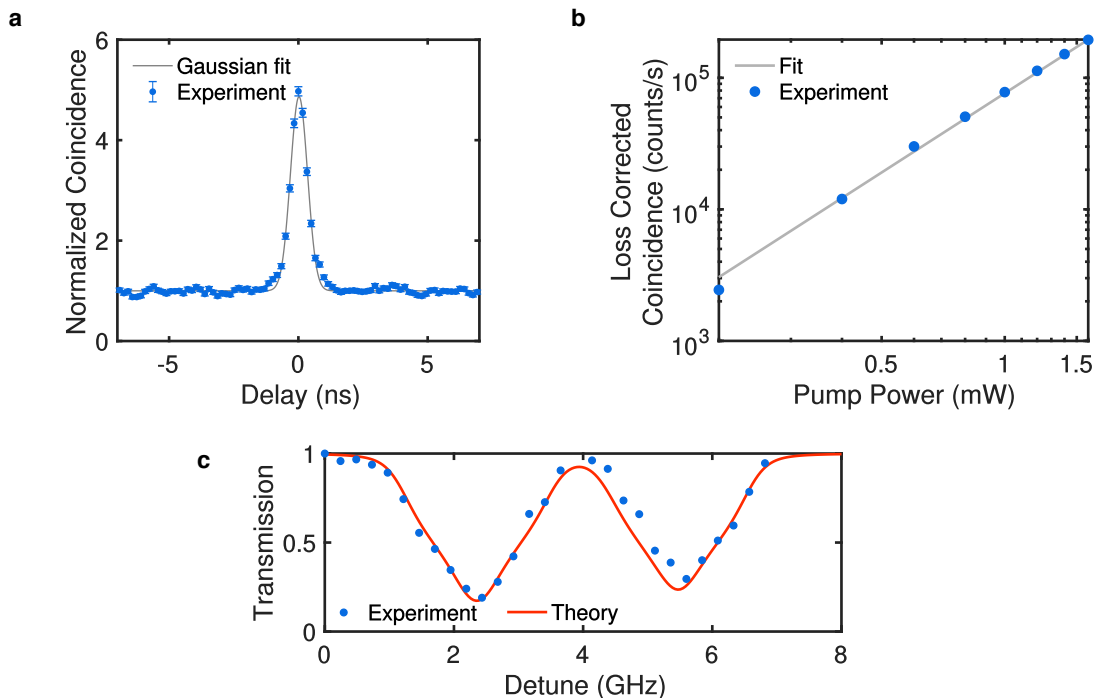


FIG. 4. **Photon-pair generation.** **a**, Normalized coincidence between signal and idler $g_{si}^{(2)}(\tau)$. **b**, Photon-pair generation rate scaling. The plot is corrected for collection and detector losses. **c**, Photon interaction with Rb D1 transition.

Lugiato-Lefever equation [54], where we assume a pump of 300 mW at 595 nm and a resonance FWHM of 700 MHz (Fig. 5b). We see the clock transitions of Hg^+ (563 nm) and Yb (578 nm) atoms are covered by sufficiently strong comb lines [55].

Even though in principle PPG can occur regardless of phase matching, in practice phase matching is required to achieve a high generation rate and to avoid spurious processes. In our model for PPG with dispersion (supplementary material), we also find that phase matching contributes to the narrowness of the photon bandwidth. Notably, a blue detuned pump balances the phase mismatch that comes from a small anomalous GVD so that both high generation rate and narrow bandwidth can be achieved in this regime.

III. CONCLUSION

In conclusion, we have shown that dispersion engineering through high-order waveguide modes can compensate for the strong normal material GVD at near-visible and visible wavelengths to realize small or anomalous GVD that is not possible with the fundamental modes. With this approach, we demonstrate the first directly generated Kerr comb at near-visible wavelengths on a monolithically integrated chip-based platform. This dispersion engineering capability enables potential applications such as compact atomic clocks, astrocombs and high quality bio-imaging light sources. In addition, we demonstrated

the first silicon-chip-based narrow-band near-visible photon source which could enable applications in memory-based quantum information networks.

IV. METHODS

Device fabrication. The devices are fabricated from a SiN thin film grown by low-pressure chemical vapor deposition (LPCVD). Electron beam lithography and reactive-ion etching are used to create the structures. We use inverse tapers at both ends of the bus waveguide to improve coupling efficiency and mode purity. The SiN waveguides are clad by high temperature oxide (HTO). Additionally, we implement platinum heaters above the cladding to assist KCG through thermal tuning [35].

Experiment description for KCG. Our laser source is an external cavity diode laser at 784 nm amplified by a tapered amplifier. The spatial mode is cleaned up by coupling into an optical fiber and subsequently coupled onto the chip through aspheric lenses. The input coupling loss is measured to be 4.4 dB with negligible propagation loss. We measure 220 mW of coupled power in the bus waveguide. An arbitrary waveform generator (AWG) is electrically connected to the on-chip heaters, which allows us to tune the resonance frequency through the thermal refractive effect. A higher heater power shifts the cavity resonance to the red side. We tune our laser frequency such that it is higher than the cavity resonance frequency at maximum heater power and lower than the

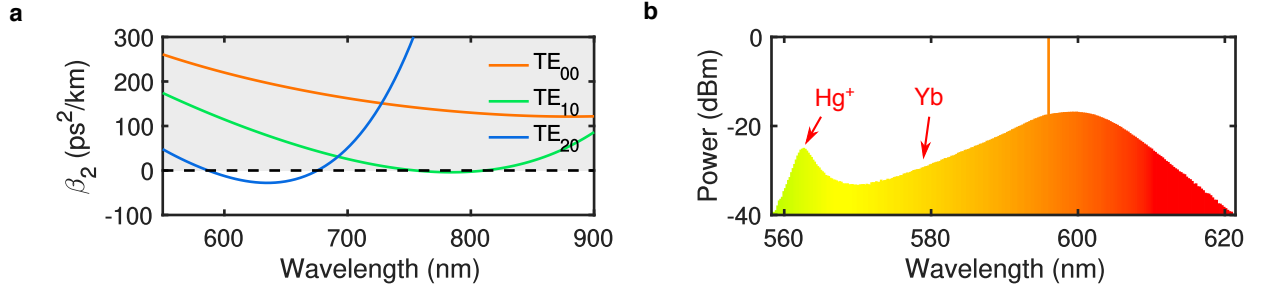


FIG. 5. **Simulated visible comb** **a**, Simulated dispersion of a microresonator with $400 \text{ nm} \times 1000 \text{ nm}$ cross section and $100 \mu\text{m}$ bending radius. **b**, Simulated Kerr comb spectrum for the TE_{20} mode in (a).

cavity resonance frequency at room temperature. The comb is generated by scanning the heater voltage according to Fig. 2a. The output light from the chip is collimated by an aspheric lens and subsequently split into two parts by a beam splitter. Half of the light is delivered into an optical spectrum analyzer (OSA) for spectral characterization and the other half is sent to a photodiode for power and radio frequency characterization.

For our comb interactions with a Rb cell, we use two bandpass filters (3-nm bandwidth) at 795 nm to pick up one comb line after the collection aspheric lens. We attenuate the power down to $10 \mu\text{W}$ to avoid saturation in absorption. We then place a 2-cm-long unshielded ^{85}Rb cell after the filter and subsequently focus the transmitted light down onto a photodiode. The pump laser is wavelength modulated at 50 Hz while the photodiode output voltage is recorded on an oscilloscope.

Experiment description for PPG. We use the same amplified laser source as in KCG experiments. We use two bandpass filters (3-nm bandwidth) centered at 784.7 nm to reject the amplified spontaneous emission from the amplifier and spontaneous Raman scattering

noise from the fiber before coupling the laser onto the chip. At the output we use a polarizer set for TE polarization to reject 50% of the fluorescence noise. We then use similar bandpass filters to separate the desired signal (transmitted) and idler (reflected) photons. Further filtering is applied to provide enough pump rejection on both arms. Finally, the photons are coupled into optical fibers with black jackets. The filters create filtering losses and mode distortion, resulting in a total collection efficiency of 8.2% for signal and 3.4% for idler, which values are measured by driving the device above threshold. The photons are detected by SPCM's with 70% efficiency and coincidences are measured by a time-tagging module (TTM), which is connected to the SPCM's.

For our photons interactions with a Rb cell, we place the cell in the signal path without altering the setup otherwise. The signal wavelength against pump wavelength is calibrated in the Kerr comb experiment. We lock our pump laser to a wavemeter with an accuracy of 0.01 pm. We use a pump power of 1.2 mW with a photon coincidence rate of 149 s^{-1} . We then tune the pump wavelength and measure coincidence rate after the cell for at least 2 minutes at each measurement point.

-
- [1] A. C. Turner, C. Manolatou, B. S. Schmidt, M. Lipson, M. A. Foster, J. E. Sharping, and A. L. Gaeta, Tailored anomalous group-velocity dispersion in silicon channel waveguides, *Opt. Express* **14**, 4357 (2006).
 - [2] T. J. Kippenberg, A. L. Gaeta, M. Lipson, and M. L. Gorodetsky, Dissipative kerr solitons in optical microresonators, *Science* **361**, eaan8083 (2018).
 - [3] A. L. Gaeta, M. Lipson, and T. J. Kippenberg, Photonic-chip-based frequency combs, *Nat. Photonics* **13**, 158 (2019).
 - [4] M. Kues, C. Reimer, J. M. Lukens, W. J. Munro, A. M. Weiner, D. J. Moss, and R. Morandotti, Quantum optical microcombs, *Nat. Photonics* **13**, 170 (2019).
 - [5] K. Luke, Y. Okawachi, M. R. E. Lamont, A. L. Gaeta, and M. Lipson, Broadband mid-infrared frequency comb generation in a Si_3N_4 microresonator, *Opt. Lett.* **40**, 4823 (2015).
 - [6] M. Yu, Y. Okawachi, A. G. Griffith, N. Picqu, M. Lipson, and A. L. Gaeta, Silicon-chip-based mid-infrared dual-comb spectroscopy, *Nat. Commun.* **9**, 1869 (2018).
 - [7] R. W. Boyd, *Nonlinear Optics*, 3rd ed. (Academic Press Inc., Orlando, FL, USA, 2008).
 - [8] A. A. Savchenkov, A. B. Matsko, W. Liang, V. S. Ilchenko, D. Seidel, and L. Maleki, Kerr combs with selectable central frequency, *Nat. Photonics* **5**, 293 (2011).
 - [9] C. R. Pollock and M. Lipson, *Integrated Photonics* (Kluwer Academic Publishers, Norwell, MA, USA, 2003).
 - [10] G. A. Bennett and C.-L. Chen, Wavelength dispersion of optical waveguides, *Appl. Opt.* **19**, 1990 (1980).
 - [11] L.-W. Luo, N. Ophir, C. P. Chen, L. H. Gabrielli, C. B. Poitras, K. Bergmen, and M. Lipson, WDM-compatible mode-division multiplexing on a silicon chip, *Nat. Commun.* **5**, 3069 (2014).
 - [12] T. Herr, V. Brasch, J. D. Jost, C. Y. Wang, N. M. Kondratiev, M. L. Gorodetsky, and T. J. Kippenberg, Temporal solitons in optical microresonators, *Nat. Photonics* **8**, 145 (2014).
 - [13] B. Stern, X. Ji, Y. Okawachi, A. L. Gaeta, and M. Lipson,

- Battery-operated integrated frequency comb generator, *Nature* **562**, 401 (2018).
- [14] M.-G. Suh, Q.-F. Yang, K. Y. Yang, X. Yi, and K. J. Vahala, Microresonator soliton dual-comb spectroscopy, *Science* **354**, 600 (2016).
 - [15] N. G. Pavlov, G. Lihachev, S. Koptyaev, E. Lucas, M. Karpov, N. M. Kondratiev, I. A. Bilenko, T. J. Kippenberg, and M. L. Gorodetsky, Soliton dual frequency combs in crystalline microresonators, *Opt. Lett.* **42**, 514 (2017).
 - [16] P. Trocha, M. Karpov, D. Ganin, M. H. P. Pfeiffer, A. Kordts, S. Wolf, J. Krockenberger, P. Marin-Palomo, C. Weimann, S. Randel, W. Freude, T. J. Kippenberg, and C. Koos, Ultrafast optical ranging using microresonator soliton frequency combs, *Science* **359**, 887 (2018).
 - [17] M.-G. Suh and K. J. Vahala, Soliton microcomb range measurement, *Science* **359**, 884 (2018).
 - [18] D. T. Spencer, T. Drake, T. C. Briles, J. Stone, L. C. Sinclair, C. Fredrick, Q. Li, D. Westly, B. R. Ilic, A. Bluestone, N. Volet, T. Komljenovic, L. Chang, S. H. Lee, D. Y. Oh, M.-G. Suh, K. Y. Yang, M. H. P. Pfeiffer, T. J. Kippenberg, E. Norberg, L. Theogarajan, K. Vahala, N. R. Newbury, K. Srinivasan, J. E. Bowers, S. A. Diddams, and S. B. Papp, An optical-frequency synthesizer using integrated photonics, *Nature* **557**, 81 (2018).
 - [19] P. Marin-Palomo, J. N. Kemal, M. Karpov, A. Kordts, J. Pfeifle, M. H. P. Pfeiffer, P. Trocha, S. Wolf, V. Brasch, M. H. Anderson, R. Rosenberger, K. Vijayan, W. Freude, T. J. Kippenberg, and C. Koos, Microresonator-based solitons for massively parallel coherent optical communications, *Nature* **546**, 274 (2017).
 - [20] J. Vanier, Atomic clocks based on coherent population trapping: a review, *Appl. Phys. B* **81**, 421 (2005).
 - [21] S. B. Papp, K. Beha, P. Del'Haye, F. Quinlan, H. Lee, K. J. Vahala, and S. A. Diddams, Microresonator frequency comb optical clock, *Optica* **1**, 10 (2014).
 - [22] C.-H. Li, A. J. Benedick, P. Fendel, A. G. Glenday, F. X. Krtner, D. F. Phillips, D. Sasselov, A. Szentgyorgyi, and R. L. Walsworth, A laser frequency comb that enables radial velocity measurements with a precision of 1 cm s^{-1} , *Nature* **452**, 610 (2008).
 - [23] E. Obrzud, M. Rainer, A. Harutyunyan, M. H. Anderson, J. Liu, M. Geiselmann, B. Chazelas, S. Kundermann, S. Lecomte, M. Cecconi, A. Ghedina, E. Molinari, F. Pepe, F. Wildi, F. Bouchy, T. J. Kippenberg, and T. Herr, A microphotonic astrocomb, *Nat. Photonics* **13**, 31 (2019).
 - [24] M.-G. Suh, X. Yi, Y.-H. Lai, S. Leifer, I. S. Grudin, G. Vasisht, E. C. Martin, M. P. Fitzgerald, G. Doppmann, J. Wang, D. Mawet, S. B. Papp, S. A. Diddams, C. Beichman, and K. Vahala, Searching for exoplanets using a microresonator astrocomb, *Nat. Photonics* **13**, 25 (2019).
 - [25] S.-J. Lee, B. Widiyatmoko, M. Kourogi, and M. Ohtsu, Ultrahigh scanning speed optical coherence tomography using optical frequency comb generators, *Jpn. J. Appl. Phys.* **40**, L878 (2001).
 - [26] A. F. Fercher, W. Drexler, C. K. Hitzenberger, and T. Lasser, Optical coherence tomography - principles and applications, *Rep. Prog. Phys.* **66**, 239 (2003).
 - [27] K. Saha, Y. Okawachi, J. S. Levy, R. K. W. Lau, K. Luke, M. A. Foster, M. Lipson, and A. L. Gaeta, Broadband parametric frequency comb generation with a $1\text{-}\mu\text{m}$ pump source, *Opt. Express* **20**, 26935 (2012).
 - [28] Y. Yang, X. Jiang, S. Kasumie, G. Zhao, L. Xu, J. M. Ward, L. Yang, and S. N. Chormaic, Four-wave mixing parametric oscillation and frequency comb generation at visible wavelengths in a silica microbubble resonator, *Opt. Lett.* **41**, 5266 (2016).
 - [29] L. Wang, L. Chang, N. Volet, M. H. P. Pfeiffer, M. Zervas, H. Guo, T. J. Kippenberg, and J. E. Bowers, Frequency comb generation in the green using silicon nitride microresonators, *Laser Photonics Rev.* **10**, 631 (2016).
 - [30] M. Soltani, A. Matsko, and L. Maleki, Enabling arbitrary wavelength frequency combs on chip, *Laser Photonics Rev.* **10**, 158 (2016).
 - [31] S. Miller, K. Luke, Y. Okawachi, J. Cardenas, A. L. Gaeta, and M. Lipson, On-chip frequency comb generation at visible wavelengths via simultaneous second- and third-order optical nonlinearities, *Opt. Express* **22**, 26517 (2014).
 - [32] X. Guo, C.-L. Zou, H. Jung, Z. Gong, A. Bruch, L. Jiang, and H. X. Tang, Efficient generation of a near-visible frequency comb via cherenkov-like radiation from a kerr microcomb, *Phys. Rev. Appl.* **10**, 014012 (2018).
 - [33] S. H. Lee, D. Y. Oh, Q.-F. Yang, B. Shen, H. Wang, K. Y. Yang, Y.-H. Lai, X. Yi, X. Li, and K. Vahala, Towards visible soliton microcomb generation, *Nat. Commun.* **8**, 1295 (2017).
 - [34] S.-P. Yu, T. C. Briles, G. T. Moille, X. Lu, S. A. Diddams, K. Srinivasan, and S. B. Papp, Tuning kerr-soliton frequency combs to atomic resonances, *Phys. Rev. Appl.* **11**, 044017 (2019).
 - [35] C. Joshi, J. K. Jang, K. Luke, X. Ji, S. A. Miller, A. Klenner, Y. Okawachi, M. Lipson, and A. L. Gaeta, Thermally controlled comb generation and soliton modeling in microresonators, *Opt. Lett.* **41**, 2565 (2016).
 - [36] D. C. Cole, E. S. Lamb, P. DelHaye, S. A. Diddams, and S. B. Papp, Soliton crystals in Kerr resonators, *Nat. Photonics* **11**, 671 (2017).
 - [37] T. Carmon, L. Yang, and K. J. Vahala, Dynamical thermal behavior and thermal self-stability of microcavities, *Opt. Express* **12**, 4742 (2004).
 - [38] P. Siddons, C. S. Adams, C. Ge, and I. G. Hughes, Absolute absorption on rubidium d lines: comparison between theory and experiment, *J. Phys. B* **41**, 155004 (2008).
 - [39] S. Tanzilli, A. Martin, F. Kaiser, M. De Micheli, O. Alibart, and D. Ostrowsky, On the genesis and evolution of integrated quantum optics, *Laser Photonics Rev.* **6**, 115 (2012).
 - [40] C. Liu, Z. Dutton, C. H. Behroozi, and L. V. Hau, Observation of coherent optical information storage in an atomic medium using halted light pulses, *Nature* **409**, 490 (2001).
 - [41] D. F. Phillips, A. Fleischhauer, A. Mair, R. L. Walsworth, and M. D. Lukin, Storage of light in atomic vapor, *Phys. Rev. Lett.* **86**, 783 (2001).
 - [42] T. Chanelire, D. N. Matsukevich, S. D. Jenkins, S.-Y. Lan, T. A. B. Kennedy, and A. Kuzmich, Storage and retrieval of single photons transmitted between remote quantum memories, *Nature* **438**, 833 (2005).
 - [43] V. Balić, D. A. Braje, P. Kolchin, G. Y. Yin, and S. E. Harris, Generation of paired photons with controllable waveforms, *Phys. Rev. Lett.* **94**, 183601 (2005).
 - [44] M. Frtsch, J. U. Frst, C. Wittmann, D. Strekalov, A. Aiello, M. V. Chekhova, C. Silberhorn, G. Leuchs, and C. Marquardt, A versatile source of single photons for quantum information processing,

- Nat. Commun. **4**, 1818 (2013).
- [45] K.-H. Luo, H. Herrmann, S. Krapick, B. Brecht, R. Ricken, V. Quiring, H. Suche, W. Sohler, and C. Silberhorn, Direct generation of genuine single-longitudinal-mode narrowband photon pairs, *New J. Phys.* **17**, 073039 (2015).
 - [46] S. Ramelow, A. Farsi, S. Clemmen, D. Orquiza, K. Luke, M. Lipson, and A. L. Gaeta, Silicon-nitride platform for narrowband entangled photon generation, *arXiv:1508.04358* (2015).
 - [47] J. He, B. A. Bell, A. Casas-Bedoya, Y. Zhang, A. S. Clark, C. Xiong, and B. J. Eggleton, Ultra-compact quantum splitter of degenerate photon pairs, *Optica* **2**, 779 (2015).
 - [48] Z. Vernon, M. Liscidini, and J. E. Sipe, No free lunch: the trade-off between heralding rate and efficiency in microresonator-based heralded single photon sources, *Opt. Lett.* **41**, 788 (2016).
 - [49] J. B. Christensen, J. G. Koefoed, K. Rottwitt, and C. J. McKinstrie, Engineering spectrally unentangled photon pairs from nonlinear microring resonators by pump manipulation, *Opt. Lett.* **43**, 859 (2018).
 - [50] X. Lu, Q. Li, D. A. Westly, G. Moille, A. Singh, V. Anant, and K. Srinivasan, Chip-integrated visibletelecom entangled photon pair source for quantum communication, *Nat. Phys.* **15**, 373 (2019).
 - [51] Z. Y. Ou and Y. J. Lu, Cavity enhanced spontaneous parametric down-conversion for the prolongation of correlation time between conjugate photons, *Phys. Rev. Lett.* **83**, 2556 (1999).
 - [52] S. Clemmen, K. P. Huy, W. Bogaerts, R. G. Baets, P. Emplit, and S. Massar, Continuous wave photon pair generation in silicon-on-insulator waveguides and ring resonators, *Opt. Express* **17**, 16558 (2009).
 - [53] R. Ell, U. Morgner, F. X. Kärtner, J. G. Fujimoto, E. P. Ippen, V. Scheuer, G. Angelow, T. Tschudi, M. J. Lederer, A. Boiko, and B. Luther-Davies, Generation of 5-fs pulses and octave-spanning spectra directly from a Ti:sapphire laser, *Opt. Lett.* **26**, 373 (2001).
 - [54] S. Coen, H. G. Randle, T. Sylvestre, and M. Erkintalo, Modeling of octave-spanning kerr frequency combs using a generalized mean-field lugiato-lefever model, *Opt. Lett.* **38**, 37 (2013).
 - [55] T. M. Fortier, A. Bartels, and S. A. Diddams, Octave-spanning Ti:sapphire laser with a repetition rate >1 Ghz for optical frequency measurements and comparisons, *Opt. Lett.* **31**, 1011 (2006).

V. ACKNOWLEDGEMENTS

We acknowledge support from Air Force Office of Scientific Researchm(FA9550-15-1-0303) and National Science Foundation (EFMA-1641094, PHY-1707918). The authors also thank Dr. Alessandro Farsi, Dr. Sven Ramelow and Dr. Aseema Mohanty for helpful discussions.

VI. AUTHOR CONTRIBUTIONS

Y.Z., P.D., F.B., P.N., Y.O., M.L. and A.L.G. together conceived the idea. X.J. fabricated the devices. Y.Z. performed theoretical analysis and numerical simulations. Y.Z. designed and performed the experiment with the help of B.K., P.D., J.J., C.J., M.Y., C.J., R.D., F.B. and Y.O. Y.Z. analyzed the data and wrote the manuscript with inputs from all authors. M.L. and A.L.G. supervised the project.